



PRESS RELEASE

PHILIPPINE NATIONAL HEALTH ACCOUNTS 2015-2017

Date of Release: 18 October 2018

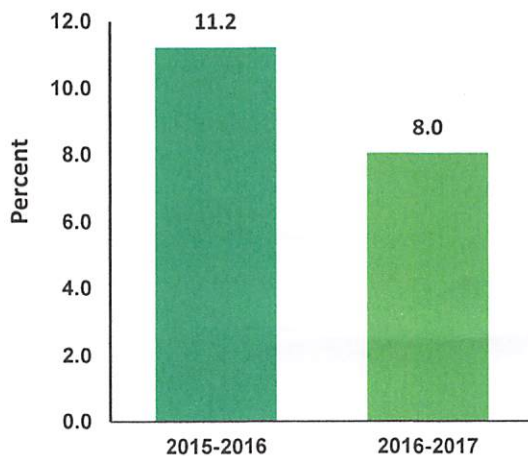
Reference No. 2018- 164

Total Health Expenditures grew by 8.0 percent in 2017

The country's Total Health Expenditures at current prices grew by 8.0 percent in 2017 amounting to Php 712.3 billion from Php 659.3 billion in 2016. It contributed 4.5 percent to the Gross Domestic Product (GDP).

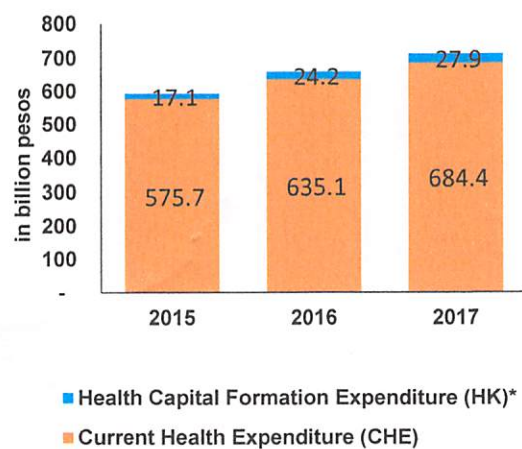
The 2017 Total Health Expenditures (THE) comprised of 96.1 percent Current Health Expenditures (CHE) and 3.9 percent Health Capital Formation Expenditures (HK) in government sector.

FIGURE 1 Total Health Expenditures growth rates, current prices, 2015 to 2017



Source: Philippine Statistics Authority

FIGURE 2 Total Health Expenditures by Type, current prices, 2015 to 2017



*HK in the government sector

Source: Philippine Statistics Authority



Management System
ISO 9001:2015
www.tuv.com
ID 9108640931



PSA Complex, East Avenue, Diliman, Quezon City, Philippines 1101
Telephone: (632) 938-5267
www.psa.gov.ph

✓ *Handwritten signature/initials*

Every Filipino spent Php 6,791 for health in 2017

Per capita health spending of Filipinos in 2017 grew by 6.3 percent to Php 6,791. In real terms, per capita health expenditure of Filipinos amounted to Php 6,090.

ITEM	AMOUNT			GROWTH RATE (%)	
	2015 ^r	2016 ^r	2017	2015-2016	2016-2017
Per Capita Health Expenditure (in pesos, at <i>current</i> prices)	5,834.3	6,388.8	6,790.7	9.5	6.3
Per Capita Health Expenditure (in pesos, at <i>constant</i> prices) ^{1/}	5,452.6	5,893.7	6,090.3	8.1	3.3
Population (in millions) ^{2/}	101.6	103.2	104.9	1.6	1.6

^{1/} Derived using the consumer price index (CPI) for all items, 2012=100

^{2/} The annual estimates (as of July of the reference year) are based on official 2010 Census-based population projections (national level) using the estimation methodology approved by the PSA Board Resolution No. 1, Series of 2014. These estimates are published and available on the PSA website: https://psa.gov.ph/sites/default/files/attachments/hisd/pressrelease/Table4_9.pdf

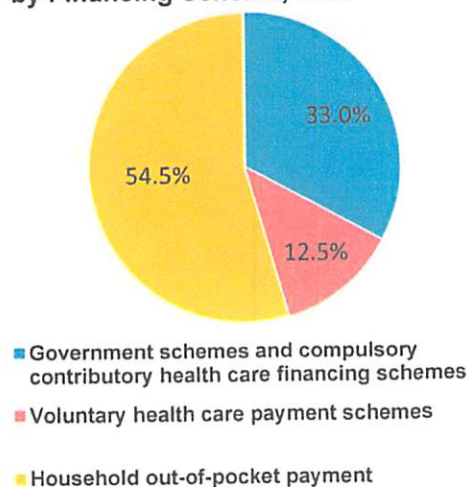
SOURCE: Philippine Statistics Authority

Household spent the highest health expenditures in 2017

Household-out-of-pocket payment (OOP) posted Php 372.8 billion or 54.5 percent of CHE in 2017, followed by government schemes and compulsory contributory health care financing schemes at Php 225.9 billion or 33.0 percent. Voluntary health care payment schemes contributed Php 85.7 billion or 12.5 percent.

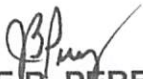

More than half of OOP amounting to Php 186.6 or 50.1 percent went to pharmacies. Private general hospitals came in second at Php 97.5 billion or 26.1 percent; followed by providers of ambulatory health care at Php 50.3 billion or 13.5 percent.

FIGURE 3 Current Health Expenditures by Financing Scheme, 2017



Source: Philippine Statistics Authority

FOR THE NATIONAL STATISTICIAN:


JOSIE B. PEREZ
 Assistant Secretary
 (Deputy National Statistician)
 Officer-in-Charge

 WAG/FSP/EBS