




Objectives/Results	Indicator	Baseline <sup>a/</sup>	Latest Data				Plan Target <sup>b/</sup>	Likelihood of Achieving the PDP target	Responsible Agency <sup>c/</sup>	Reporting Entity <sup>d/</sup>
<b>CHAPTER 14: VIGOROUSLY ADVANCING SCIENCE, TECHNOLOGY, AND INNOVATION</b>										
<b>Societal Goal</b>										
To lay down the foundation for inclusive growth, a high-trust and resilient society and a globally competitive knowledge economy										
<b>Intermediate Goal</b>										
Increasing growth potential										
<b>Chapter Outcome 1</b>										
Technology adoption promoted and accelerated										
<b>Sub-chapter Outcome 1.1</b>										
STI (science, technology and innovation) utilization in agriculture, industry and services sectors increased	<b>Aggregate Outputs</b>									
	Number of Filipino patents granted increased	<b>31</b>	<b>25</b>	<b>28</b>	<b>35</b>	<b>42</b>		IPOPIL	IPOPIL	
		<i>2016</i>	<i>2017</i>	<i>2018</i>	<i>2019</i>	<i>2022</i>				
	Number of Filipino utility models registered increased	<b>555</b>	<b>542</b>	<b>1,051</b>	<b>965</b>	<b>833</b>		IPOPIL	IPOPIL	
		<i>2016</i>	<i>2017</i>	<i>2018</i>	<i>2019</i>	<i>2022</i>				
Number of Filipino industrial designs registered increased	<b>516</b>	<b>1,014</b>	<b>955</b>	<b>729</b>	<b>691</b>		IPOPIL	IPOPIL		
	<i>2016</i>	<i>2017</i>	<i>2018</i>	<i>2019</i>	<i>2022</i>					

Notes:

- <sup>a/</sup> Actual data as of December 2015, or most recent available data. May not necessarily be year-end values
- <sup>b/</sup> May either be the cumulative or incremental target value at the end of the Plan period
- <sup>c/</sup> Indicative one (lead) responsible agency only (responsible for reporting progress on indicator targets)
- <sup>d/</sup> Lead agency responsible for reporting progress on indicator/targets

List of Acronyms:

IPOPIL - Intellectual Property Office of the Philippines