











| Objectives/Results | Indicator | Baseline ^{a/} | Latest Data | | | | Plan Target ^{b/} | Likelihood of Achieving the PDP target | Responsible Agency ^{c/} | Reporting Entity ^{d/} |
|--|---|------------------------|----------------|----------------|----------------|----------------|---------------------------|---|---|---------------------------------|
| CHAPTER 12: BUILDING SAFE, RESILIENT, AND SUSTAINABLE COMMUNITIES | | | | | | | | | | |
| Societal Goal | | | | | | | | | | |
| A healthy and resilient Philippines | | | | | | | | | | |
| Intermediate Goal | | | | | | | | | | |
| Building a high-trust society, transforming towards equity and resiliency, and increasing growth potential | | | | | | | | | | |
| Chapter Outcome | | | | | | | | | | |
| Safe, resilient, and sustainable communities built | | | | | | | | | | |
| Sub-chapter Outcome 1.1 | | | | | | | | | | |
| Public health goals in the design of human settlements integrated | Aggregate Outputs | | | | | | | | | |
| | Number of License to Sell issued increased | 304,841 | | 169,736 | 254,111 | 463,625 | |  | LGUs, DILG, DHSUD | DHSUD |
| | | 2019 | | 2020 | 2021 | 2022 | | | | |
| Sub-chapter Outcome 1.2 | | | | | | | | | | |
| Housing production that incorporates hazard and health standards accelerated | Proportion of families with owned or owner-like possession of housing units | 61.0 | 59.60 | 64.10 | 59.80 | 77.68 | |  | NEDA SDC-HDPRC, DHSUD, NHA, SHFC, HDMF, NHMFC, PhilGuaranteee, LGUs | PSA |
| | | 2016 | 2017 | 2020 | 2021 | 2022 | | | | |
| | Proportion of families with access to secure tenure | 97.0 | 95.00 | 96.40 | 96.90 | 98.26 | |  | NEDA SDC-HDPRC, DHSUD, NHA, SHFC, HDMF, NHMFC, PhilGuaranteee, LGUs | PSA |
| | | 2016 | 2017 | 2020 | 2021 | 2022 | | | | |
| | Percentage of socialized housing ^{e/} units delivered to socialized housing targets improved (%) ^{f/} | 54 | | | 79 | 73 | |  | NEDA SDC-HDPRC, DHSUD, NHA, SHFC, HDMF, LGUs | DHSUD |
| | | 2016 | | | 2021 | 2022 | | | | |
| | Percentage of low-cost housing ^{g/} units delivered to low-cost housing targets improved (%) ^{h/} | 116.51 | | | 179 | 100 | |  | NEDA SDC-HDPRC, HDMF | DHSUD |
| | | 2016 | | | 2021 | 2022 | | | | |
| Aggregate Outputs | | | | | | | | | | |
| | Number of socialized housing units delivered | 90,547 | 114,186 | 74,607 | 124,771 | 86,642 | 102,714 | 947,459 |  | NHA, SHFC, HDMF, PhilGuaranteee |
| | | 2016 | 2017 | 2018 | 2019 | 2020 | 2021 | 2022 | | |
| | NHA | 42,362 | 82,793 | 38,597 | 52,442 | 46,605 | 63,886 | 517,202 |  | NHA, SHFC, HDMF, PhilGuaranteee |
| | | 2016 | 2017 | 2018 | 2019 | 2020 | 2021 | 2022 | | |

| Objectives/Results | Indicator | Baseline ^{a/} | Latest Data | | | Plan Target ^{b/} | Likelihood of Achieving the PDP target | Responsible Agency ^{c/} | Reporting Entity ^{d/} |
|--------------------|-------------------------------|------------------------|-----------------------|-----------------------|-----------------------|---------------------------|---|----------------------------------|--------------------------------|
| | <i>b. Low-Cost Housing</i> | 35,183,056,394 | 14,667,052,029 | 32,897,056,507 | 86,459,550,919 | |  | PhilGuaranteee | PhilGuaranteee |
| | | <i>2019</i> | <i>2020</i> | <i>2021</i> | <i>2022</i> | | | | |
| | <i>c. Medium-Cost Housing</i> | 9,858,469,327 | 3,182,084,012 | 9,120,455,169 | 25,047,707,739 | |  | PhilGuaranteee | PhilGuaranteee |
| | | <i>2019</i> | <i>2020</i> | <i>2021</i> | <i>2022</i> | | | | |
| | <i>d. Open Housing</i> | 6,314,937,126 | 2,075,980,417 | 4,524,251,555 | 12,523,853,869 | |  | PhilGuaranteee | PhilGuaranteee |
| | | <i>2019</i> | <i>2020</i> | <i>2021</i> | <i>2022</i> | | | | |

^{a/} Actual data as of December 2015, or most recent available data. May not necessarily be year-end values

^{b/} May either be the cumulative or incremental target value at the end of the Plan period

^{c/} Concerned NEDA Board Committees/Cabinet Cluster/Inter-Agency Committees responsible for delivering the outcomes and the concerned implementing agencies for delivering the outputs

^{d/} Lead agency responsible for reporting progress on indicator/targets

^{e/} Socialized housing are those units costing up to Php 480,000 for 22 sq.m. with loft of at least 50% of the base structure, or 24 sq.m.; or up to Php530,000 for 24 sq.m. with loft of at least 50% of the base structure, or 28 sq.m.; or up to Php 580,000 for 28 sq.m. with loft of at least 50% of the base structure, or 32 sq.m. For socialized condominium units, its cost is up to Php 700,000 for a 22 sq.m. or PHP 750,000 for a 24 sq.m. unit located in the National Capital Region, San Jose Del Monte City in Bulacan Province, Cainta and Antipolo City in Rizal Province; San Pedro City in Laguna; Carmona and the cities of Imus and Bacoor in Cavite Province. For other areas, a socialized condominium unit costs Php 600,000 for a 22 sq.m. or Php 650,000 for a 24 sq.m.

^{f/} Replaced the old indicator "Proportion of socialized housing targets met to housing needs improved" as recommended by the PDP Editorial Team (ET) during the 23 June 2020 PDP presentation

^{g/} Low-cost housing are those units costing Php 480,000 to Php 3 million.

^{h/} Replaced the old indicator "Proportion of low-cost housing targets met to housing needs improved" as recommended by the PDP Editorial Team (ET) during the 23 June 2020 PDP presentation

^{i/} Excluding PhilGuaranteee accomplishments; updated the aggregate baseline value from 82,612 to 90,547 (2016) to include the updated NHA full year socialized housing accomplishment in 2016

^{j/} Excluding PhilGuaranteee accomplishments

^{k/} Medium cost housing units are those units costing above Php 3,000,000 to Php 4,000,000.

List of Acronyms:

DHSUD - Department of Human Settlements and Urban Development

DILG - Department of the Interior and Local Government

HDMF - Home Development Mutual Fund

LGUs - Local Government Units

NEDA SDC-HDPRC - Social Development Committee – Human Development and Poverty Reduction Cluster

NHA - National Housing Authority

NHMFC - National Home Mortgage Finance Corporation

PhilGuaranteee - Philippine Guarantee Corporation

PSA - Philippine Statistics Authority

SHFC - Social Housing Finance Corporation