










Objectives/Results	Indicator	Baseline ^{a/}	Latest Data			Plan Target ^{b/}	Likelihood of Achieving the PDP target	Responsible Agency ^{c/}	Reporting Entity ^{d/}	
SOCIAL PROTECTION										
Societal Goal										
To lay down the foundation for inclusive growth, a high-trust and resilient society and a globally competitive knowledge economy										
Intermediate Goal										
Reducing inequality										
Chapter Outcome										
Vulnerability of individuals and families reduced										
Sub-chapter Outcome										
Universal and transformative social protection for all achieved	Percentage of out-of-pocket expenditure over total health expenditure decreased (%)	54.2	54.5			<50		PhilHealth/DOH	PSA	
		2016	2017	2018	2022					
	Zero deaths due to natural and human-induced disasters achieved	431	688	554	0			NDRRMC/ PNP	NDRRMC Operations Center	
		2016	2017	2018	2022					
	Zero missing persons due to natural and human-induced disasters achieved	47	581	37	0			NDRRMC/ PNP	NDRRMC Operations Center	
		2016	2017	2018	2022					
	Aggregate Outputs									
	Percentage of population covered by PhilHealth insurance (cumulative)	91	93	98	100			PhilHealth	PhilHealth	
		2016	2017	2018	2022					
	Number of Conditional Cash Transfer (CCT) beneficiaries covered (cumulative) ^{e/}	4,387,689	4,394,813	4,178,828	4,400,000			DSWD	DSWD Poverty Reduction Programs Bureau - Pantawid Pamilya Program Division	
		2016	2017	2018	2022					
	Percentage of economically active population contributing to SSS pension scheme increased (cumulative) ^{f/}	34.1	37.3	39.7	44			SSS	SSS	
		2016	2017	2018	2022					
	Percentage of employed in the government covered by GSIS ^{g/}	100	100	100	100			GSIS	GSIS	
	2016	2017	2018	2022						
Number of OFW membership to OWWA increased (cumulative)	1,835,040	1,670,320	1,313,327	1,911,634			OWWA	OWWA		
	2016	2017	2018	2022						

Objectives/Results	Indicator	Baseline ^{a/}	Latest Data				Plan Target ^{b/}	Likelihood of Achieving the PDP target	Responsible Agency ^{c/}	Reporting Entity ^{d/}
SOCIAL PROTECTION										
	All emergency loan applications by calamity-affected GSIS members and pensioners granted (%) ^{h/}	100	100	100	100	100		GSIS	GSIS	
		2016	2017	2018	2022					

Notes:

^{a/} Actual data as of December 2015, or most recent available data. May not necessarily be year-end values

^{b/} May either be the cumulative or incremental target value at the end of the Plan period

^{c/} Indicative one (lead) responsible agency only (responsible for reporting progress on indicator targets)

^{d/} Lead agency responsible for reporting progress on indicator targets

^{e/} Although there is an estimated household attrition rate of 2.0% due to the graduation from high school of the last child in a CCT household (based on 2015 historical data) and an annual attrition rate of 1.5% due aging out of the last eligible child in a CCT household (based on 2010 to 2014 historical data), these households shall be replaced by other poor households to always complete the annual target.

^{f/} In the absence of labor force projections in the PSA, proportions were estimated based on the average percentage point increase of actual proportions for the last 4 years preceeding the projection year (i.e., 1.5 percentage points per year).

^{g/} GSIS coverage is limited to the IRR of RA 8291

^{h/} Emergency loans granted to those members and pensioners who reside in areas declared under a State of Calamit

List of Acronyms:

DOH - Department of Health

DOLE - Department of Labor and Employment

DSWD - Department of Social Welfare and Development

GSIS - Government Service Insurance System

NDRRMC - National Disaster Risk Reduction and Management Council

OWWA - Overseas Workers Welfare Administration

PhilHealth - Philippine Health Insurance Corporation

PNP - Philippine National Police

PSA - Philippine Statistics Authority

SSS - Social Security System