

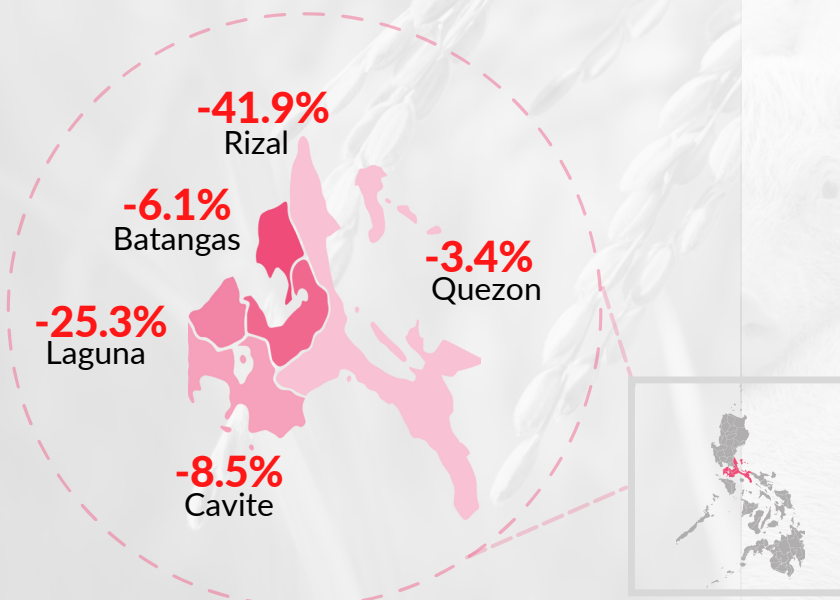
PROVINCIAL VALUE OF PRODUCTION IN AGRICULTURE AND FISHERIES, CALABARZON, 2021



As of November 2022
MAS-05-IG-02-28112022

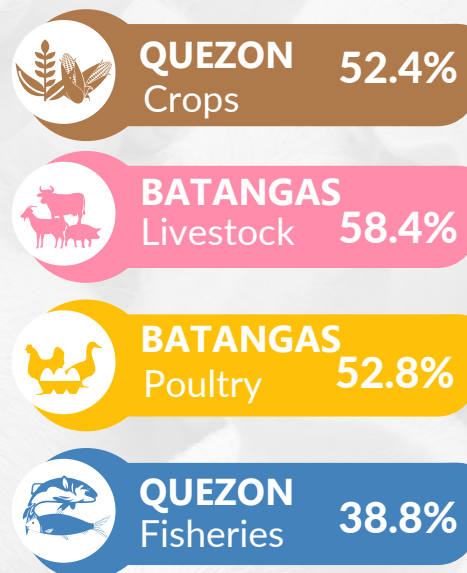
AT CONSTANT 2018 PRICES

Growth Rates
(in percent)



PROVINCE WITH BIGGEST SHARE IN VALUE OF PRODUCTION BY SUBSECTOR

At Constant 2018 Prices

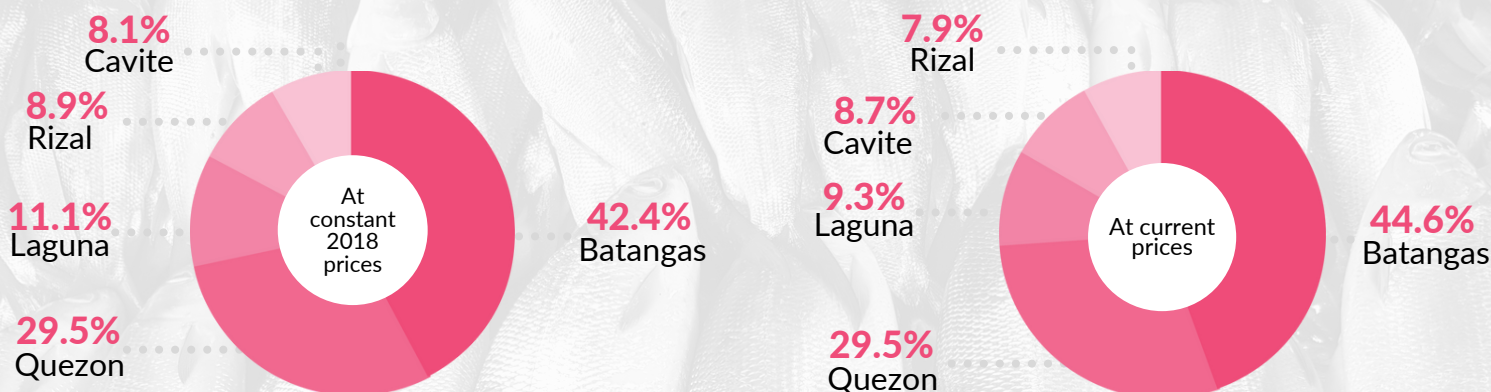


AT CURRENT PRICES

Levels (in billion) and Growth Rates



PERCENT DISTRIBUTION OF VALUE OF PRODUCTION



For Technical Inquiries
aad.staff@psa.gov.ph



Visit us on
www.psa.gov.ph



Like us on Facebook
www.facebook.com/PSAgovph



Follow us on Twitter
@PSAgovph



vector graphics by canva.com