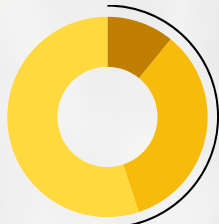


MINERAL RESERVES AND RESOURCES BY COMMODITY AND CLASS

GOLD

Percent Distribution



Class A
10.9%
Class B
34.1%
Class C
55.1%

STOCKS OF CLASS A RESERVES

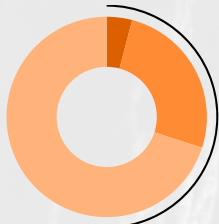
401.70

thousand kilograms



COPPER

Percent Distribution



Class A
4.1%
Class B
25.9%
Class C
70.1%

STOCKS OF CLASS A RESERVES

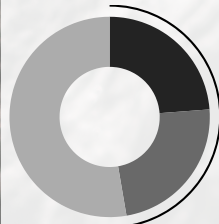
2.90

million metric tons



NICKEL

Percent Distribution



Class A
24.9%
Class B
23.6%
Class C
51.5%

STOCKS OF CLASS A RESERVES

484.73

million dry metric tons



CHROMITE

Percent Distribution



Class A
51.7%
Class B
8.0%
Class C
40.2%

STOCKS OF CLASS A RESERVES

65.54

million metric tons



MONETARY VALUE OF CLASS A MINERAL RESERVES BY COMMODITY

PhP 181.61

billion
GOLD



PhP 52.85

billion
COPPER

PhP 238.90

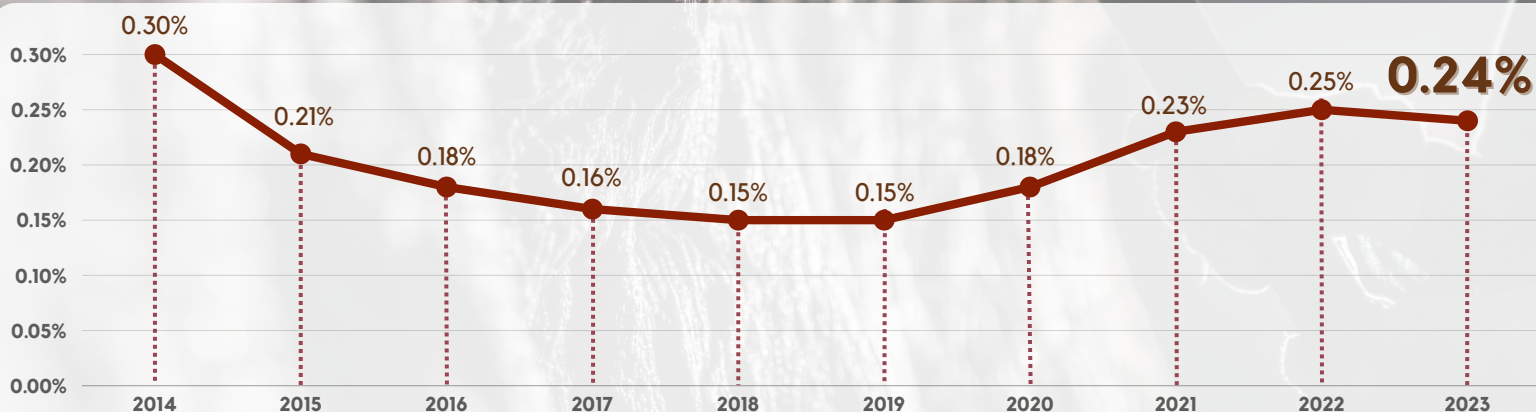
billion
NICKEL



PhP 0.65

billion
CHROMITE

RESOURCE RENT AS % OF GROSS DOMESTIC PRODUCT



Resource Rent is the surplus value accruing to the extractor or user of an asset calculated after all costs and normal returns have been taken into account.

Note: Bangsamoro Autonomous Region in Muslim Mindanao (BARMM) is not yet included in the Mineral Accounts of the Philippines due to data limitations.



For Technical Inquiries:
enrad.staff@psa.gov.ph



Visit us at:
www.psa.gov.ph



Like us on Facebook:
/PSAgovph



Follow us on X:
@PSAgovph



Follow us on TikTok:
@PSAgovph