

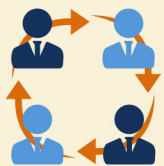
For every 1,000 employed persons



Accession Rate
9.3% or **93**
persons were hired

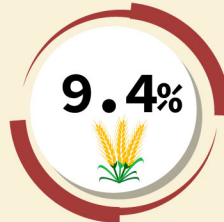


Separation Rate
10.7% or **107**
workers laid-off or
quit their jobs



Labor Turnover Rate
-1.4% or **14**
persons were slashed from
establishments' workforce

Labor Turnover Rates by Sector



Agriculture,
Forestry,
and Fishing



Industry



Services

Top 3 Industries in Terms of Labor Turnover Rates



Information &
Communication



Manufacturing



Human Health &
Social Work Activities

Top 3 Industries with high accession rate due to:

Business Expansion

Manufacturing **7.9%**

Construction **7.0%**

Administrative and Support Service Activities **5.6%**

Replacement

Information and Communication **11.8%**

Wholesale and Retail Trade **7.0%**

Administrative and Support Service Activities **6.1%**

Top 3 Reasons for Separation of Workers

Employer-Initiated

37.0%
Project Completion /End of Contract

17.7%
Floating/Due to COVID-19 Pandemic

13.4%
Absence w/o leave (AWOL)

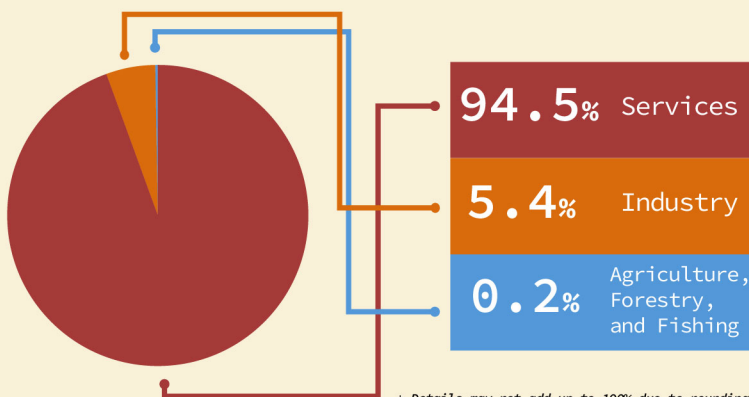
Employee-Initiated

37.2%
Personal issues

23.1%
Hired by another company

17.1%
Absence w/o leave (AWOL)

Percent Distribution of Job Vacancies in Establishments by Sector



Top 3 Industries and Major Occupations in Terms of Job Vacancies

Industries

20,820
Financial and Insurance Activities

20,723
Information and Communication

17,163
Administrative and Support Service Activities

Occupations

21,175
Technicians and Associate Professionals

20,209
Professionals

16,234
Clerical Support Workers