

Vital Statistics 2018

Registered **MARRIAGES**



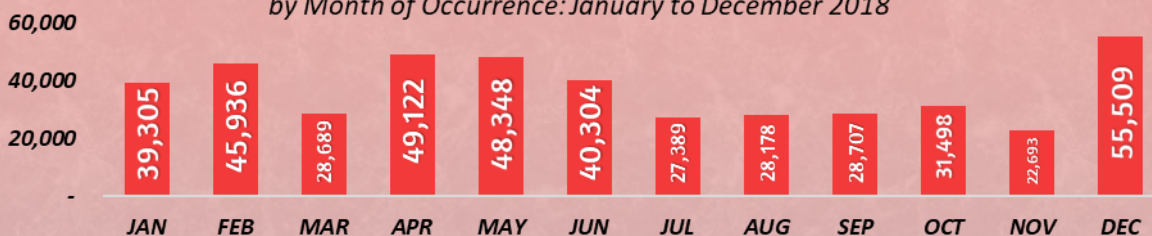
Months with Most Number of Marriages

(Monthly Total and Daily Average)

Month	Total Number of Marriages	Daily Average
DECEMBER	55,509	1,791 (31 days)
APRIL	49,122	1,637 (30 days)
MAY	48,348	1,560 (31 days)

Number of Registered Marriages

by Month of Occurrence: January to December 2018



Marriages by Place of Occurrence

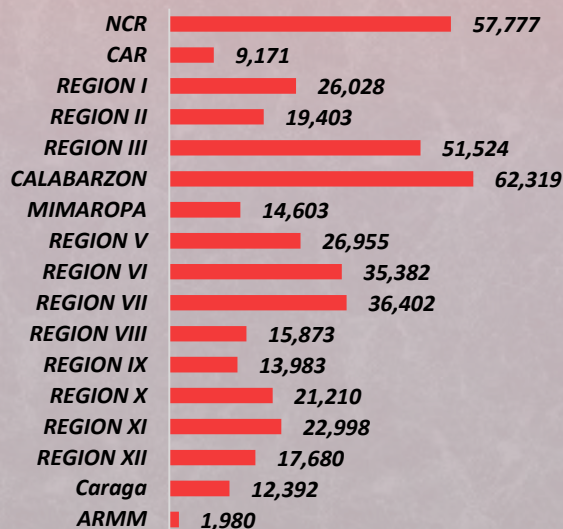
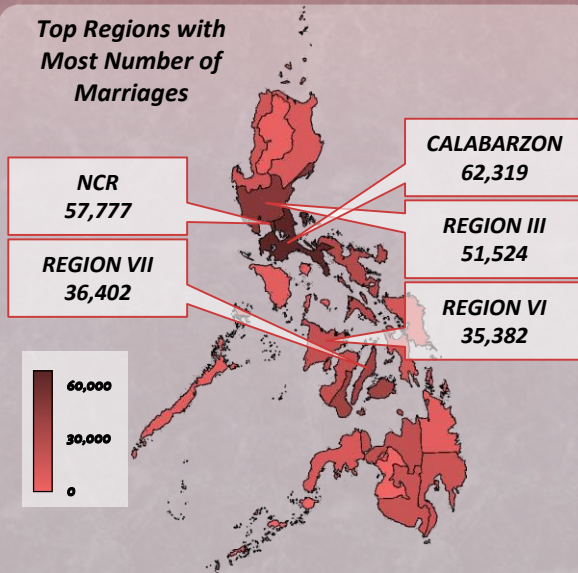
Top 5 Cities with Most Number of Marriages

1. Quezon City	17,175
2. City of Manila	10,837
3. City of Davao	7,118
4. City of Caloocan	5,721
5. City of Cebu	4,273

Top 5 Provinces with Most Number of Marriages

1. Pangasinan	15,587
2. Batangas	15,439
3. Cebu	14,862
4. Cavite	14,699
5. Laguna	12,605

Top Regions with Most Number of Marriages



Source: Philippine Statistics Authority, Civil Registration Service, Vital Statistics Division

Note: Figures are not adjusted for under-registration. The data presented herein are events that occurred from January to December 2018, registered at LCROs until January 2019 and submitted to PSA-CRS until March 2019.

Preliminary Statistics on Vital Events for 2018 at the provincial and municipal levels are also available at www.psa.gov.ph