

SPECIAL RELEASE

**SEASONALLY ADJUSTED
PRODUCTION INDEX AND NET SALES INDEX
(Monthly Integrated Survey of Selected Industries)
September 2024
(2018 = 100)**

Date of Release: 06 November 2024

Reference No. 2024-343

Table A. Month-on-Month Growth Rates of Seasonally Adjusted Production Index and Net Sales Index for Total Manufacturing and Food Manufacturing (2018=100)
August 2024^r and September 2024^p
(in Percent)

INDICATOR	August 2024 ^r	September 2024 ^p
TOTAL MANUFACTURING		
Production Index (2018=100)		
Value of Production Index (<i>VaPI</i>)	-1.0	-4.4
Volume of Production Index (<i>VoPI</i>)	-0.9	-3.6
Net Sales Index (2018=100)		
Value of Net Sales Index (<i>VaNSI</i>)	2.0	-4.9
Volume of Net Sales Index (<i>VoNSI</i>)	0.9	-3.5
FOOD MANUFACTURING		
Production Index (2018=100)		
Value of Production Index (<i>VaPI</i>)	-7.5	3.2
Volume of Production Index (<i>VoPI</i>)	-7.6	1.3
Net Sales Index (2018=100)		
Value of Net Sales Index (<i>VaNSI</i>)	0.6	-2.7
Volume of Net Sales Index (<i>VoNSI</i>)	0.1	-3.4

p - preliminary

r - revised

Source: Philippine Statistics Authority



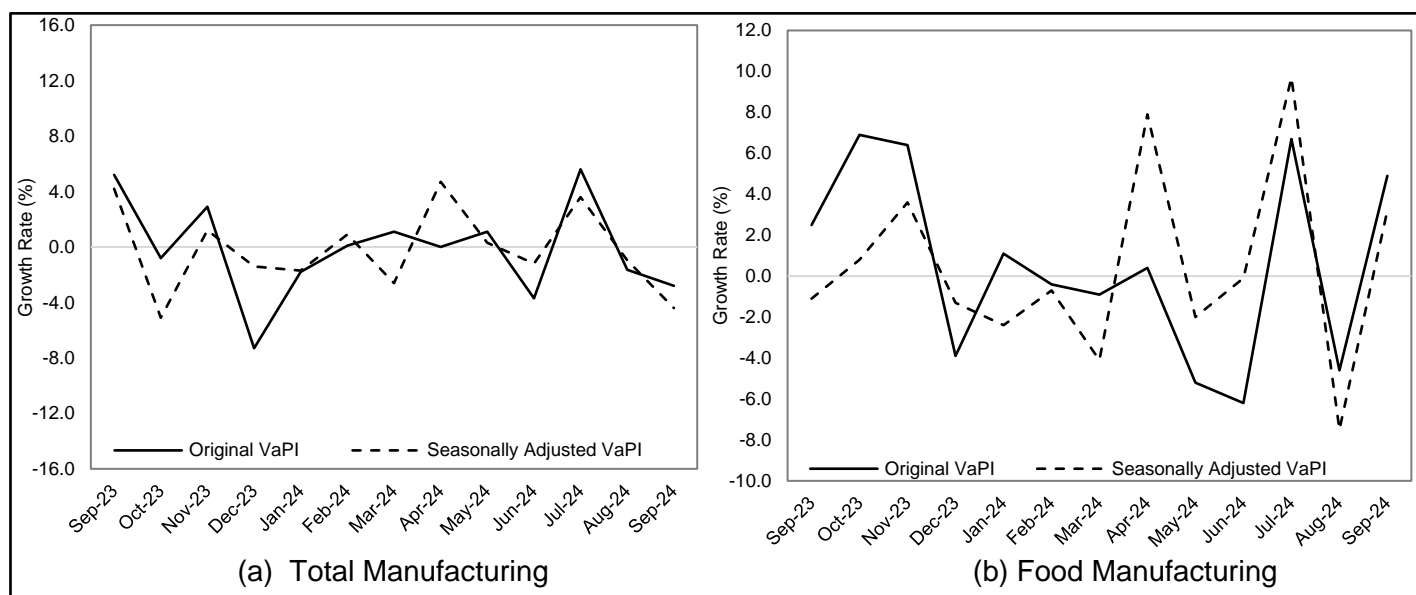
1. Value of Production Index (VaPI)

The seasonally adjusted VaPI for total manufacturing further declined in September 2024 at a monthly rate of 4.4 percent from the 1.0 percent monthly decline observed in August 2024. (Figure 1a, and Tables A and 1)

In contrast, the seasonally adjusted VaPI for food manufacturing increased in September 2024 at a monthly rate of 3.2 percent from the 7.5 percent monthly drop observed in August 2024. (Figure 1b, and Tables A and 1)

Furthermore, the seasonally adjusted VaPI of industry divisions other than the manufacture of food are shown in Table 1a.

Figure 1. Month-on-Month Growth Rates of Original and Seasonally Adjusted Value of Production Index (VaPI) for Total Manufacturing and Food Manufacturing September 2023 to September 2024^p
(2018=100)



p - preliminary

Source: Philippine Statistics Authority

2. Volume of Production Index (VoPI)

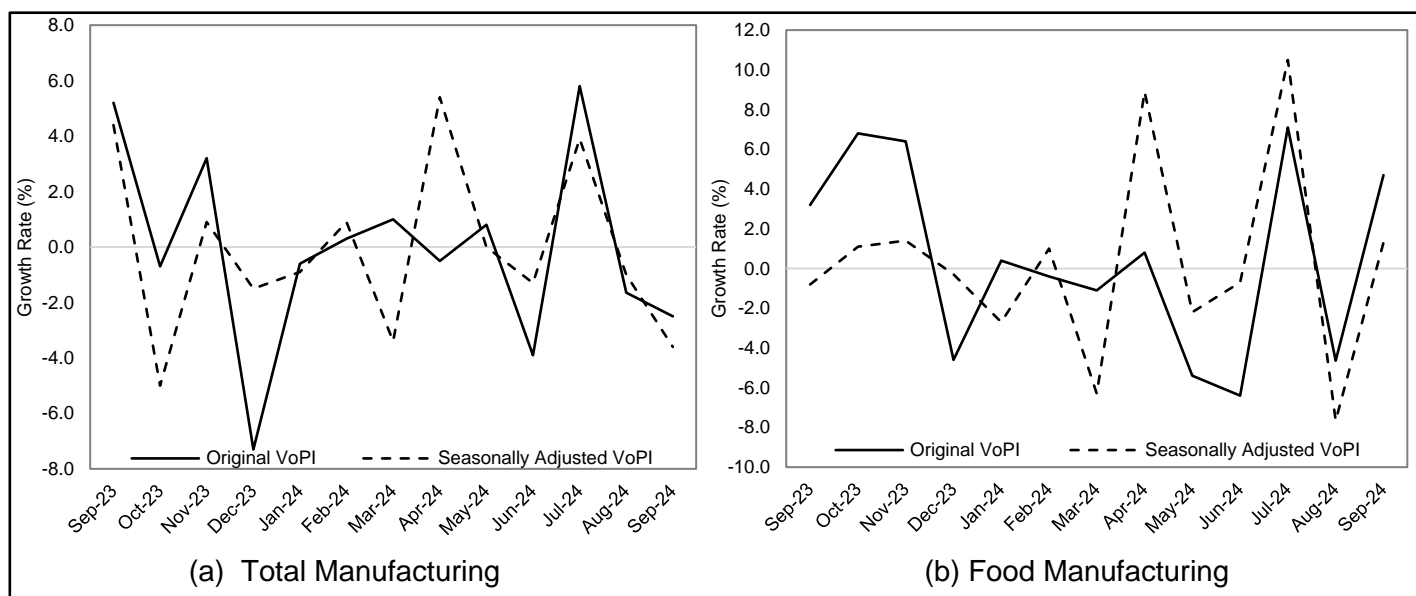
The monthly rate of the seasonally adjusted VoPI for total manufacturing further decreased to 3.6 percent in September 2024. In August 2024, a 0.9 percent month-on-month decrement was observed. (Figure 2a, and Tables A and 2)

On the other hand, the monthly rate of the seasonally adjusted VoPI for food manufacturing increased by 1.3 percent this month from its monthly decline of 7.6 percent in August 2024. (Figure 2b, and Tables A and 2)

W5m

In addition, the seasonally adjusted VoPI of industry divisions other than the manufacture of food are shown in Table 2a.

Figure 2. Month-on-Month Growth Rates of Original and Seasonally Adjusted Volume of Production Index (VoPI) for Total Manufacturing and Food Manufacturing September 2023 to September 2024^p
(2018=100)



p - preliminary

Source: Philippine Statistics Authority

3. Value of Net Sales Index (VaNSI)

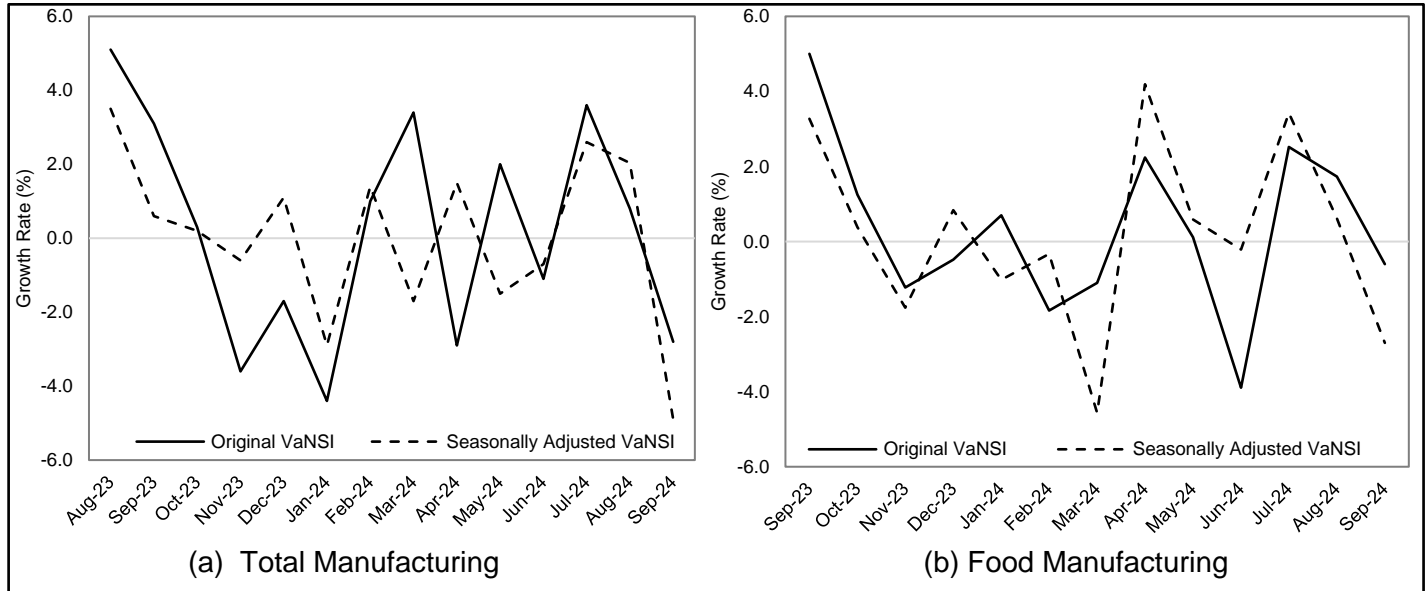
In September 2024, the monthly rate of the seasonally adjusted VaNSI for total manufacturing decreased by 4.9 percent from the 2.0 percent increment in August 2024. (Figure 3a, and Tables A and 3)

Likewise, a monthly downturn of 2.7 percent was observed in the seasonally adjusted VaNSI for food manufacturing during the month from a growth rate of 0.6 percent month-on-month in August 2024. (Figure 3b, and Tables A and 3)

Furthermore, the seasonally adjusted VaNSI of industry divisions other than the manufacture of food are shown in Table 3a.

COFm

Figure 3. Month-on-Month Growth Rates of Original and Seasonally Adjusted Value of Net Sales Index (VaNSI) for Total Manufacturing and Food Manufacturing September 2023 to September 2024^p (2018=100)



p - preliminary
Source: Philippine Statistics Authority

4. Volume of Net Sales Index (VoNSI)

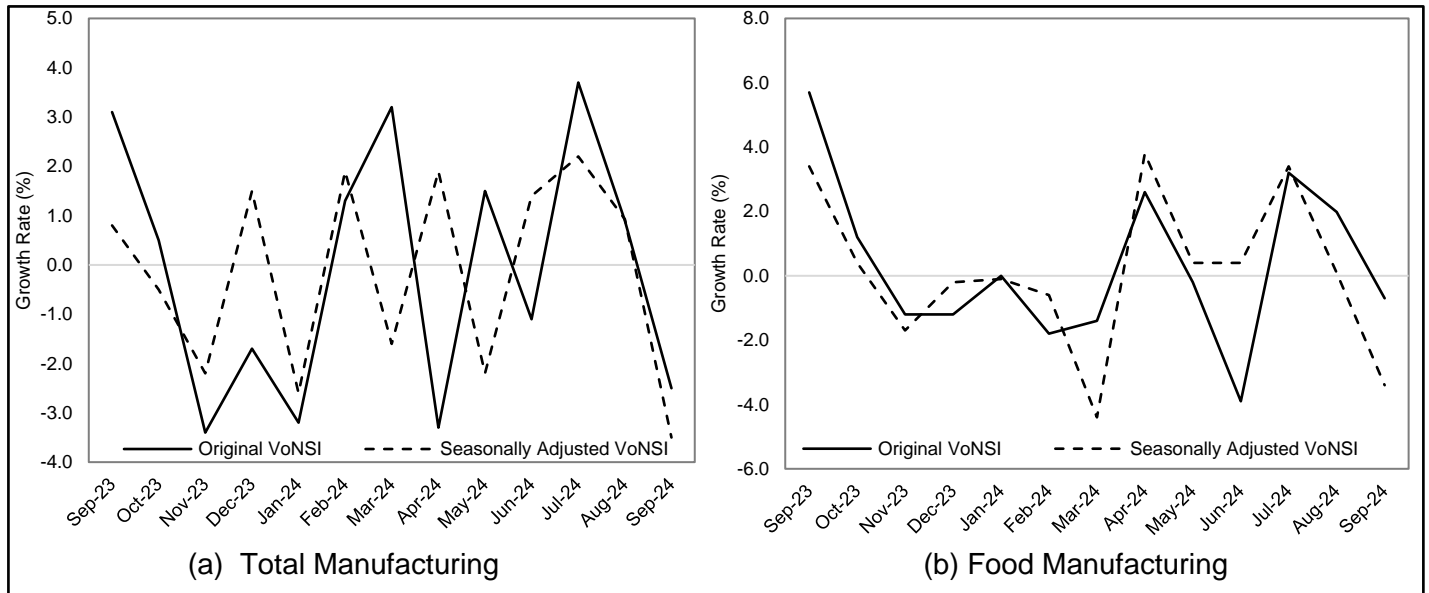
Month-on-month, the seasonally adjusted VoNSI for total manufacturing had a decrease of 3.5 percent in September 2024 from a 0.9 percent monthly growth rate observed in August 2024. (Figure 4a, and Tables A and 4)

Likewise, the monthly rate of the seasonally adjusted VoNSI for food manufacturing decreased by 3.4 percent in September 2024 from a 0.1 percent month-on-month uptick in the previous month. (Figure 4b, and Tables A and 4)

Moreover, the seasonally adjusted VoNSI of industry divisions other than the manufacture of food are shown in Table 4a.

COFm

Figure 4. Month-on-Month Growth Rates of Original and Seasonally Adjusted Volume of Net Sales Index (VoNSI) for Total Manufacturing and Food Manufacturing: September 2023 to September 2024^p (2018=100)



p - preliminary

Source: Philippine Statistics Authority

CLAIRE DENNIS S. MAPA, PhD

Undersecretary

National Statistician and Civil Registrar General

DGLDP/RCL/JPCS

Technical Notes

The Monthly Integrated Survey of Selected Industries (MISSI) generates the original series of the Value of Production Index (VaPI), Volume of Production Index (VoPI), Value of Net Sales Index (VaNSI), and Volume of Net Sales Index (VoNSI). These indices provide information on the performance of growth-oriented industries in the manufacturing section.

This special release features the seasonally adjusted VaPI, VoPI, VaNSI, and VoNSI using X-13 Auto-Regressive Integrated Moving Average (ARIMA) of JDemetra+. The seasonally adjusted series show the trend of value and volume of production and net sales of the manufacturing section without the effects of seasonal factors.

The decomposition model chosen for the seasonal adjustment for each index is shown below.

Table A. Summary of Statistical Models Used in the Generation of Seasonally Adjusted MISSI Indices
(2018=100)

Index	Industry Division	Model	ARIMA
VaPI	Total Manufacturing	Additive	(0,1,1)(0,1,1)
VaPI	Manufacture of Food Products	Multiplicative	(1,1,1)(0,1,1)
VaPI	Manufacture of beverages	Additive	(0,1,1)(0,1,1)
VaPI	Manufacture of tobacco products	Additive	(0,1,1)(0,1,1)
VaPI	Manufacture of textiles	Additive	(1,1,0)(0,1,1)
VaPI	Manufacture of wearing apparel	Additive	(0,1,1)(0,1,1)
VaPI	Manufacture of paper and paper products	Additive	(0,1,1)(0,1,1)
VaPI	Printing and reproduction of recorded media	Multiplicative	(0,1,1)(0,1,1)
VaPI	Manufacture of coke and refined petroleum products	Additive	(1,1,1)(1,0,0)
VaPI	Manufacture of chemical and chemical products	Additive	(2,0,0)(0,0,0)
VaPI	Pharmaceuticals & medicinal products	Multiplicative	(0,1,1)(1,0,0)
VaPI	Manufacture of rubber and plastic products	Additive	(1,1,0)(0,1,1)
VaPI	Manufacture of other non-metallic mineral products	Additive	(0,1,1)(0,1,1)
VaPI	Manufacture of basic metals	Additive	(1,0,0)(1,0,0)
VaPI	Manufacture of fabricated metal products, except machinery and equipment	Additive	(1,0,1)(0,1,1)
VaPI	Manufacture of electrical equipment	Additive	(0,1,1)(0,1,1)

Index	Industry Division	Model	ARIMA
VaPI	Manufacture of furniture	Additive	(1,1,2)(0,0,0)
VaPI	Other manufacturing	Additive	(0,1,1)(0,1,1)
VoPI	Total Manufacturing	Additive	(0,1,1)(0,1,1)
VoPI	Manufacture of Food Products	Multiplicative	(1,0,0)(0,1,1)
VoPI	Manufacture of beverages	Additive	(0,1,1)(0,1,1)
VoPI	Manufacture of tobacco products	Additive	(0,1,1)(0,1,1)
VoPI	Manufacture of textiles	Additive	(1,1,0)(0,1,1)
VoPI	Manufacture of wearing apparel	Additive	(0,1,1)(0,1,1)
VoPI	Manufacture of paper and paper products	Additive	(0,1,1)(0,1,1)
VoPI	Printing and reproduction of recorded media	Multiplicative	(0,1,1)(0,1,1)
VoPI	Manufacture of coke and refined petroleum products	Additive	(0,0,1)(0,1,1)
VoPI	Manufacture of chemical and chemical products	Additive	(1,0,0)(0,0,0)
VoPI	Pharmaceuticals & medicinal products	Additive	(0,1,1)(1,0,0)
VoPI	Manufacture of rubber and plastic products	Additive	(0,1,1)(0,1,1)
VoPI	Manufacture of other non-metallic mineral products	Additive	(0,1,1)(0,1,1)
VoPI	Manufacture of basic metals	Additive	(1,1,1)(1,0,0)
VoPI	Manufacture of fabricated metal products, except machinery and equipment	Additive	(0,1,1)(0,1,1)
VoPI	Other manufacturing	Additive	(0,1,1)(0,1,1)
VaNSI	Total Manufacturing	Additive	(0,1,0)(0,1,1)
VaNSI	Manufacture of Food Products	Additive	(0,1,1)(0,1,1)
VaNSI	Manufacture of beverages	Multiplicative	(0,0,1)(0,1,1)
VaNSI	Manufacture of textiles	Additive	(0,1,1)(1,0,0)
VaNSI	Manufacture of wearing apparel	Additive	(0,1,1)(0,1,1)
VaNSI	Manufacture of wood, bamboo, cane, rattan articles and related products	Multiplicative	(0,1,1)(0,1,1)
VaNSI	Manufacture of paper and paper products	Multiplicative	(0,0,1)(0,1,1)
VaNSI	Printing and reproduction of recorded media	Multiplicative	(1,1,1)(1,0,1)
VaNSI	Manufacture of coke and refined petroleum products	Multiplicative	(0,1,0)(0,1,1)
VaNSI	Manufacture of chemical and chemical products	Additive	(2,0,1)(0,0,1)
VaNSI	Manufacture of rubber and plastic products	Additive	(0,1,1)(0,1,1)
VaNSI	Manufacture of other non-metallic mineral products	Additive	(0,1,1)(0,1,1)

Index	Industry Division	Model	ARIMA
VaNSI	Manufacture of fabricated metal products, except machinery and equipment	Additive	(0,1,1)(0,1,1)
VaNSI	Manufacture of electrical equipment	Additive	(0,1,0)(0,1,1)
VaNSI	Manufacture of transport equipment	Additive	(0,1,1)(0,1,1)
VoNSI	Total Manufacturing	Additive	(1,1,0)(0,1,1)
VoNSI	Manufacture of Food Products	Additive	(0,1,1)(0,1,1)
VoNSI	Manufacture of beverages	Additive	(0,1,1)(0,1,1)
VoNSI	Manufacture of textiles	Additive	(0,0,0)(0,1,1)
VoNSI	Manufacture of wearing apparel	Additive	(0,1,1)(0,1,1)
VoNSI	Manufacture of paper and paper products	Multiplicative	(0,0,1)(0,1,1)
VoNSI	Printing and reproduction of recorded media	Multiplicative	(0,1,1)(0,1,1)
VoNSI	Manufacture of coke and refined petroleum products	Multiplicative	(0,1,1)(0,1,1)
VoNSI	Manufacture of chemical and chemical products	Additive	(1,0,0)(1,0,0)
VoNSI	Manufacture of rubber and plastic products	Additive	(0,1,1)(1,0,1)
VoNSI	Manufacture of other non-metallic mineral products	Additive	(0,1,1)(0,1,1)
VoNSI	Manufacture of basic metals	Additive	(0,1,1)(0,0,0)
VoNSI	Manufacture of fabricated metal products, except machinery and equipment	Additive	(0,1,0)(0,1,1)
VoNSI	Manufacture of electrical equipment	Additive	(1,0,0)(0,1,1)
VoNSI	Manufacture of transport equipment	Additive	(0,1,1)(0,1,1)