

REPUBLIC OF THE PHILIPPINES
DEPARTMENT OF BUDGET AND MANAGEMENT

General Solano St, San Miguel, Manila

ACKNOWLEDGEMENT RECEIPT

The **Department of Budget and Management** hereby acknowledges the receipt of your letter/request which has been uploaded to the DBM-Document Management System and routed to the appropriate office/s with the following information:

Sender: NEDA-PSA-PERSONAL DELIVERY

Document Title: NEDA-PSA-FY 2017 PHYSICAL PLAN BED NO.2

Document Reference No: 2016-BA-025795

Date and Time Uploaded: Tuesday, March 22, 2016 4:07:11 PM

Uploaded By: RECEIVING Cherry

Routed To: BMB-A Elsa Abundo


CC

Total no of pages received: 1 copy and 15 pages

The determination of the completeness of the documentary requirements submitted, if any, is subject to the evaluation of the technical person in charge.

This receipt is system generated and does not require signature.

Received by:



Department of Budget and Management

**DOCUMENT
MANAGEMENT
SYSTEM**

FY 2017 PHYSICAL PLAN								BED No. 2
Department	: National Economic and Development Authority							
Agency	: Philippine Statistics Authority							
Operating Unit								
Organization Code (UACS)								
Particulars	UACS CODE	Physical Targets (Budget Year, 2017)					Variance	Remarks
		Total	1st Quarter	2nd Quarter	3rd Quarter	4th Quarter		
1	2	3	4	5	6	7	8	9
MFO 1:		STATISTICAL INFORMATION AND SERVICES						
Number of statistical products disseminated	QN 1	628	114	155	154	205		These are tables with analysis, microdata sets, semi-processed products disseminated / published thru press releases/special releases, electronic publications, publications such as fact sheets and wall charts
press releases/special releases		200	37	42	63	58		
publications (data files/electronic publications/book format)		428	77	113	91	147		
Number of data dissemination fora conducted	QN 2	28	1	2	2	23		
Percentage of clients who rated library/databank services as satisfactory or better	QL	80%	80%	80%	80%	80%		
Percentage of statistical products disseminated within the Advance Release Calendar or prescribed period	TL	100%	100%	100%	100%	100%		Data posted on the website
A. PROGRAMS								
II. OPERATIONS - STATISTICAL INFORMATION AND SERVICES								
a.1 Conduct of censuses and surveys on the agriculture, fisheries, industry and services sectors								
MONTHLY INTEGRATED SURVEY OF SELECTED INDUSTRIES (MISSI)								
1. Monthly Press Releases								
Published 40 days after the reference month								
Nov. 2016- Oct. 2017 (2012=100)		12	3	3	3	3		
2. Annual Publication (9 months after the reference year)								
2.1 electronic publication (2015-2016)								
Published 2015-2016 Publications		1				1		
PRODUCER PRICE SURVEY (PPS)								
1. Monthly Press Releases								
Published 35 days after the reference month								
Nov. 2015- Oct. 2016 (2012=100)		12	3	3	3	3		

FY 2017 PHYSICAL PLAN								BED No. 2
Department : National Economic and Development Authority								
Agency : Philippine Statistics Authority								
Operating Unit :								
Organization Code (UACS) :								
Particulars	UACS CODE	Physical Targets (Budget Year, 2017)					Variance	Remarks
		Total	1st Quarter	2nd Quarter	3rd Quarter	4th Quarter		
1	2	3	4	5	6	7	8	9
2. Annual Publication (9 months after the reference year)								
2.1 electronic publication (2015-2016)								
Published 2015-2016 Publications								
Note: PPS Annual Publication published jointly with MISSI								
QUARTERLY SURVEY OF PHILIPPINE BUSINESS AND INDUSTRY (QSPBI)								No report being produced, only posting sheets were generated.
PRICE INDICES								
1. Monthly Press Releases								
1.1 CPI - 5 days after the reference month		12	3	3	3	3		
1.2 Seasonally Adjusted CPI - 5 days after the reference month		12	3	3	3	3		
2. Monthly Special Release/Brief Write-up								
2.1 Monthly General Wholesale Price Index (GWPI) - 30 days for NCR; 45 days for AONCR after the reference month		12	3	3	3	3		
2.2 Monthly General Retail Price Index (GRPI)- 30 days after the reference month		12	3	3	3	3		
2.3 Monthly Construction Materials Wholesale Price Index (CMWPI) - 15 days after the reference month		12	3	3	3	3		
2.4. Monthly Construction Materials Retail Price Index (CMRPI) - 15 days after the reference month		12	3	3	3	3		
3. Quarterly CPI for Bottom 30% Income Group one month after the reference quarter		4	1	1	1	1		
4. 2016 CPI Annual Report (2006=100), 4 months after the reference year		1		1				
B. LOCALLY-FUNDED PROJECTS								
2014 ANNUAL SURVEY OF PHILIPPINE BUSINESS AND INDUSTRY								
Manuscripts for publication (1 per sector and 1 for economy wide)		19	18	1				

FY 2017 PHYSICAL PLAN								BED No. 2
Department	: National Economic and Development Authority							
Agency	: Philippine Statistics Authority							
Operating Unit								
Organization Code (UACS)								
Particulars	UACS CODE	Physical Targets (Budget Year, 2017)					Variance	Remarks
		Total	1st Quarter	2nd Quarter	3rd Quarter	4th Quarter		
1	2	3	4	5	6	7	8	9
2015 ANNUAL SURVEY OF PHILIPPINE BUSINESS AND INDUSTRY (ASPBI)								
1. Special Releases for establishments with total employment of 20 and over by 3-digit 2009 PSIC - Preliminary Results for 18 sectors and 1 economy-wide		19			19			
2. Special Releases for all establishments, establishments with total employment of 20 and over and TE less than 20 at 3digit 2009 PSIC - Final results for 18 sectors and 1 economy-wide		19				19		
3. Data dissemination of survey results - National		1				1		Data Dissemination
2016 ANNUAL SURVEY OF PHILIPPINE BUSINESS AND INDUSTRY (ASPBI)								
1. Sectoral questionnaires		7	7					
2. Instruction Manuals - Field Operations and Processing Manual		1	1					
Machine Processing manual		1		1				
3. Trainings - Task Force, 2nd level, 3rd level		98		98				
4. Distribution of questionnaires		33,000		33,000				
5. Collection of questionnaires		33,000		33,000				
6. Manual and Machine Processing		33,000			10,000	23,000		
2015 SURVEY ON INFORMATION AND COMMUNICATION TECHNOLOGY (SICT)								
Special Release for Core ICT industries, 3 digit 2009 PSIC code - Preliminary Results		3			3			
Manuscript for publication, one quarter after completion of final tables		1				1		
Prepare Manuscripts (1 Manuscript for economy wide as well as each of the 18 sectors)								
Publish printed publications 24 months after field operations (1 Manuscript for economy wide as well as each of the 18 sectors)								
2016 OCCUPATIONAL WAGES SURVEY (OWS)								
1. Press release		1				1		
2015/2016 INTEGRATED SURVEY ON LABOR AND EMPLOYMENT (ISLE)								
1. Press release		1				1		in coordination with EDSD (1 survey result for both LSRSD and EDSD)

FY 2017 PHYSICAL PLAN							BED No. 2	
Department : National Economic and Development Authority								
Agency : Philippine Statistics Authority								
Operating Unit :								
Organization Code (UACS) :								
Particulars	UACS CODE	Physical Targets (Budget Year, 2017)					Variance	Remarks
		Total	1st Quarter	2nd Quarter	3rd Quarter	4th Quarter		
1	2	3	4	5	6	7	8	9
LABSTAT UPDATES								
1. Publication		13			7	6		
2017 PHILIPPINE INDUSTRY YEARBOOK OF LABOR STATISTICS (PIYLS)								
1. Publication		1				1		
2017 GENDER STATISTICS ON LABOR AND EMPLOYMENT (GSLE)								
1. Publication		1				1		
CURRENT LABOR STATISTICS (CLS)								
1. Publication		4	1	1	1	1		In coordination with EDSD (4 issues for both LSRSD and EDSD)
INTERACTIVE PHILIPPINE DECENT WORK INDICATORS DATABASE								
1. Database		1			1			In coordination with EDSD (1 Dbase for both LSRSD and EDSD)
LABOR PRODUCTIVITY STATISTICS								
1. Updating the data in the website		1			1			In coordination with EDSD (1 Dbase for both LSRSD and EDS)
Number of data dissemination for a conducted		1				1		
III. OPERATIONS - STATISTICAL INFORMATION AND SERVICES								
a. 2 Conduct of household-based surveys								
QUARTERLY LABOR FORCE SURVEY (LFS)								
Press Release, 40 days after the survey month								
2017 LFS (January, April, July, October)		4	1	1	1	1		
Generation of statistical tables		12	3	3	3	3		
Special Release, 8 months after the survey month								
2017 LFS (January, April); 2016 LFS (July, October)		4	1	1	1	1		
Generation of statistical tables, 6 months after the survey month		40	10	10	10	10		

FY 2017 PHYSICAL PLAN									BED No. 2
Department		: National Economic and Development Authority							
Agency		: Philippine Statistics Authority							
Operating Unit		:							
Organization Code (UACS)		:							
Particulars		Physical Targets (Budget Year, 2017)					Variance	Remarks	
	UACS	Total	1st Quarter	2nd Quarter	3rd Quarter	4th Quarter			
	CODE								
1	2	3	4	5	6	7	8	9	
Public Use File (PUF), 6 months after the survey month 2017 LFS (January, April); 2016 LFS (July, October)		4	1	1	1	1			
Statistical tables, 8 months after the survey month 2017 LFS (January, April); 2016 LFS (July, October)		68	17	17	17	17			
Publication, 12 months after the survey month 2016 LFS (Jan, April, July, October)		4	1	1	1	1			
Annualized LFS (2017 LFS based on 4th qtr round)		1				1			
Generation of final tables - July 2016 LFS		17			17				
2016 SURVEY ON OVERSEAS FILIPINOS (SOF)									
1. Press Release, 8 months after the survey month		1		1					
Generation of tables		3		3					
2. Special Release, 10 months after the survey month		1			1				
Generation of tables		9			9				
3. Statistical tables, 8 months after the survey month		22			22				
4. Publication, 12 months after the survey month (2012 SOF)		1			1				
Generation of textual tables		10			10				
B. LOCALLY-FUNDED PROJECTS									
2015 CENSUS OF POPULATION (POPCEN 2015)									
1. Report No. 2 (Socio-economic and Demographic Characteristics)		92		40		52		There will be a total of 102 Report No. 2s (provinces and highly urbanized cities) but 10 Report No. 2s will be prepared in CY 2016	
2. Report No. 4 - Urban Population		1				1		National Report	
3. Report No. 5 - Institutional Population		1				1		National Report	
4. Report No. 6 - Barangay Characteristics		1				1		National Report	
5. Census Facts and Figures		1				1		National Report	

FY 2017 PHYSICAL PLAN								BED No. 2
Department	: National Economic and Development Authority							
Agency	: Philippine Statistics Authority							
Operating Unit	:							
Organization Code (UACS)	:							
Particulars	UACS CODE	Physical Targets (Budget Year, 2017)					Variance	Remarks
		Total	1st Quarter	2nd Quarter	3rd Quarter	4th Quarter		
1	2	3	4	5	6	7	8	9
2016 UPDATING OF THE STATISTICAL BUSINESS REGISTER								
1. Generation of the Final List of Establishments (LE)		1		1				within 6 months after the reference year
2. Generation of the Statistical Tables from the Final LE		27			27			within 7 months after the reference year
2012 CENSUS OF AGRICULTURE AND FISHERIES (2012 CAF)								
1. Guidelines in preparation of report on concordance between EARF (POPCEN 2015) and EASRF (CAF 2012)		1	1					
2. Report on concordance between EARF (POPCEN 2015) and EASRF (CAF 2012)		117		117				117 domains (provinces/HUCs)
SAMPLING FRAME DEVELOPMENT FOR AGRICULTURE-BASED SURVEYS								
1. Area Frame or Primary Sampling Unit (PSU) Formation by sampling domains								
1.1 Defining Area Frames using satellite images and digitized census maps		117	117					117 domains (provinces/HUCs). Area Frames varies depending on the distribution of main
1.2 Field validation of PSU boundaries using GPS and digitized maps		117		117				
1.3 Finalization of Area Frame		117				117		
2. List Frame or Secondary Sampling Unit (SSU) formation by domains								This is a joint activity of 2 NCS Divisions (i.e., Census Planning and Coordination Division (CPCD) and Agriculture and Fisheries Division (AFCD))
2.1 Development of mechanism for capturing SSU Frame basic information		1		1				
2.2 Encoding of SSU basic information by sampling domains		117			117			
2.3 List frame for agricultural operators		1			1			
2.4 List frame for fishing operators		1				1		
2.5 List frame for aquaculture operators		1				1		
MASTER SAMPLE IMPLEMENTATION AND MAINTENANCE FOR HOUSEHOLD-BASED SURVEYS								
1. Generation of Sample for 2017 Quarterly LFS (Jan, Apr, Jul, and Oct)		4	1	1	1	1		
2. Generation of Sample for 2017 Quarterly Customer Expectation Survey (CES)		4	1	1	1	1		
3. Generation of Sample for 2017 National Demographic and Health Survey (NDHS)		1	1					
4. Generation of Sample for 2017 Survey on Overseas Filipinos (SOF)		1			1			
5. Generation of Sample for 2017 Annual Poverty Indicators Survey (APIS)		4		1				
6. Maintenance of Sampling Frame and Quarterly Updating of SSU information		1	1	1	1	1		
2018 INTEGRATED LISTING OF HOUSEHOLDS AND ESTABLISHMENTS (ILHE)								
1. Integrated Listing Preparatory Activities								This is a joint activity of 2 NCS Divisions (i.e., Census Planning and Coordination Division (CPCD) and Service
1.1 Workplan for the conduct of 2018 ILHE		1			1			
1.2 Conduct of Pretest		2			1			
1.3. Generated List of 2018 ILHE and 2019/2020 LFS sample areas		117	117					

[illegible]

FY 2017 PHYSICAL PLAN									BED No. 2
Department		: National Economic and Development Authority							
Agency		: Philippine Statistics Authority							
Operating Unit		:							
Organization Code (UACS)		:							
Particulars		Physical Targets (Budget Year, 2017)					Variance	Remarks	
	UACS CODE	Total	1st Quarter	2nd Quarter	3rd Quarter	4th Quarter			
1	2	3	4	5	6	7	8	9	
III. OPERATIONS - STATISTICAL INFORMATION AND SERVICES									
a.3 Generation/Compilation of administrative-based statistics									
CONSTRUCTION STATISTICS FROM APPROVED BUILDING PERMITS									
1. Quarterly Special Releases									
4th quarter 2015 to 3rd quarter 2016 - 60 days after the ref quarter		4	1	1	1	1			
2. Annual Special Release - 9 months after the reference year									
2015 Annual Special Release		1				1			
FOREIGN TRADE STATISTICS									
1. Press Release (month), 40 days (export) & 55 days (import) after the reference month		24	6	6	6	6			
2. Press Release (annual figure), 4 months after the reference year									
		1		1					
3. Special Release (annual and semester), 6 months after the reference year, 3 months after the reference semester									
		2		1	1				
4. Publication, 10 months after the reference year (2014 FTS)									
		2				2			
5. Agricultural Trade Performance									
- Quarterly Report on Updates in Agricultural Trade Performance		4	1	1	1	1			
- Annual Report on Agricultural Foreign Trade Development		1			1				
COMMODITY FLOW IN THE PHILIPPINES (DOMSTAT)									
1. Special Releases posted 90 days after the reference quarter		4	1	1	1	1			
2. Publication									
2.1 Manuscript (electronic publication)		1				1			
2.2 Printing of publication, 12 months after the reference year		1				1			
GENERATION OF VITAL STATISTICS									
1. Special release (within 4 months after the printing of statistical tables by event)		4	1	1	1	1			
1.1 Generation of tables		16	4	4	4	4			
2. Fact Sheet (within 4 months after the printing of statistical tables by event)		4	1	1	1	1			
2.1 Generation of tables		16	4	4	4	4			

FY 2017 PHYSICAL PLAN									BED No. 2
Department		: National Economic and Development Authority							
Agency		: Philippine Statistics Authority							
Operating Unit		:							
Organization Code (UACS)		:							
Particulars	UACS CODE	Physical Targets (Budget Year, 2017)					Variance	Remarks	
		Total	1st Quarter	2nd Quarter	3rd Quarter	4th Quarter			
		1	2	3	4	5			
3. Vital Statistics Report (within two years after the reference period)		1				1			
Generation of tables		25	7	4	5	9			
III. OPERATIONS - STATISTICAL INFORMATION AND SERVICES									
Conduct of Censuses and Surveys on the Agriculture, Industry and Services Sectors									
a. Farm Prices Survey (Crops, Livestock, Pesticides)									
- Annual Producer Price Index for Agriculture Report		1			1				
b. Wholesale Price Surveys (Wholesale Buying & Wholesale Selling)									
c. Retail Price Survey									
d. Weekly Cereals and Fertilizer Price Monitoring (WCFPM)									
- Monthly report on Updates on Palay/Rice and Corn Prices		52	12	13	14	13			
- Monthly report on Updates on Fertilizer Price		12	3	3	3	3			
e. Weekly Price Watch									
- Weekly report on Updates on Price Situationer of Selected Agricultural Commodities, by Commodity, by Trading Centers		52	13	13	13	13			
f. Wholesale Price Monitoring of Livestock (Cattle, Carabao, Hogs and Goat)									
No report being produced, only statistical tables were generated.									
Conduct of Surveys on Fisheries									
1. Fisheries Situationer (Report)		4	1	1	1	1			
2. Fisheries Statistics of the Philippines (Handbook)		1			1				
Conduct of Surveys on Livestock and Poultry									
A. Backyard Livestock and Poultry Survey (BLPS)									
B. Commercial Livestock and Poultry Survey (CLPS)									
C. Survey of Slaughterhouses (SH) and Poultry Dressing Plants (PDP)									
Animal slaughtered in slaughterhouses and poultry dressing plants, by quarter, by province, by region and national								No report being produced, only statistical tables were generated.	
D. Semi-Annual Survey Dairy Farms/Enterprises (SSDE)									
Publications, Reports and Statistical Tables Released and Disseminated									
> Annual and Semi-annual Industry Performance Report by Commodity									
1. Cattle		2		1	1				
2. Carabao		2		1	1				
3. Goat		2		1	1				


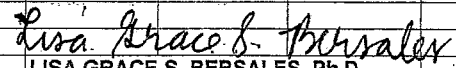
FY 2017 PHYSICAL PLAN									BED No. 2
Department		: National Economic and Development Authority							
Agency		: Philippine Statistics Authority							
Operating Unit		:							
Organization Code (UACS)		:							
Particulars		Physical Targets (Budget Year, 2017)					Variance	Remarks	
	UACS	Total	1st Quarter	2nd Quarter	3rd Quarter	4th Quarter			
	CODE								
1	2	3	4	5	6	7	8	9	
4. Swine		2		1	1				
5. Chicken		2		1	1				
6. Duck		2		1	1				
7. Dairy (Annual report)		1		1					
Conduct of Surveys on Palay, Corn and Other Crops									
Palay and Corn Production Survey									
1. Rice and Corn Situation and Outlook, 45 days after the reference quarter		4	1	1	1	1			
2. Rice and Corn Situation and Outlook (Bulletin), 52 days after the reference quarter		4	1	1	1	1			
3. Seasonally Adjusted Rice Production and Prices, 45 days after the reference quarter		4	1	1	1	1			
Palay and Corn Stocks Survey									
Rice and Corn Stocks Inventory, 10 days after the reference month		12	3	3	3	3			
Monthly Palay and Corn Situation Reporting									
Monthly Updates on Palay and Corn Forecasts, 10 days after the reference mo		7	2	2	2	1			
Crops Production Survey									
1. Quarterly Bulletin - 60 days after the reference quarter									
1.1 Major Fruit Crops Quarterly Bulletin		4	1	1	1	1			
1.2 Major Vegetables and Root Crops Quarterly Bulletin		4	1	1	1	1			
1.3 Major Non-Food & Industrial Crops Quarterly Bulletin		4	1	1	1	1			
2. Annual Handbook									
2.1 Crops Statistics of the Philippines (5-years, National/Regional), 8 months after the reference year		1			1				
2.2 Major Crops Statistics of the Philippines (5-years, Regional/Provincial), 9 months after the reference year		1			1				
Other AgStat Reports:									
1. Performance of Philippine Agriculture Report									
Selected Statistics on Agriculture		1			1				
Agricultural Accounts and Indicators									
Number of Statistical publication/report disseminated									
1. Performance of Philippine Agriculture									
1.1. Quarterly Report with Statistical Tables		4	1	1	1	1			

FY 2017 PHYSICAL PLAN									BED No. 2
Department		: National Economic and Development Authority							
Agency		: Philippine Statistics Authority							
Operating Unit		:							
Organization Code (UACS)		:							
Particulars		Physical Targets (Budget Year, 2017)					Variance	Remarks	
	UACS	Total	1st Quarter	2nd Quarter	3rd Quarter	4th Quarter			
	CODE								
1	2	3	4	5	6	7	8	9	
1.2 Quarterly Press Releases		4	1	1	1	1			
2. Regional Agricultural Production Accounts									
2.1. Annual Publication with Statistical Tables		1			1				
3. Updated Production Costs and Returns for Selected Agricultural Commodities									
3.1 Annual Publication with Statistical Tables for Part I: Palay and Corn		1				1			
3.2 Annual Publication with Statistical Tables for Part II: Other Commodities		1			1				
4. Agricultural Indicators System -National									
4.1 Modular Reports with Statistical Tables		12			4	8			
5.1 Publication on Development Trends in Agriculture: International Comparisons		1			1				
6. Publication on Supply Utilization Accounts of Selected Agricultural Commodities with Statistical Tables		1			1				
7. Food Balance Sheet Report with Statistical Tables		1				1			
8. Publication on Commodity Fact Sheets		1				1			
Farm Economic Surveys									
1. Production Cost and Return and Marketing reports with Statistical Tables		2				2			
6. Publication on Trends in Agricultural Wage Rates with Statistical Tables		1				1			
Number of data dissemination fora conducted									
1. National Accounts of the Philippines		4	1	1	1	1			
2. Mineral Asset Accounts		1				1			
Number of Statistical publication/report disseminated		53	13	14	13	13			
1. Quarterly Economic Indicators		8	2	2	2	2			
1.1. Quarterly Statistical Tables									
1.2. Quarterly Press Releases									
2. National Accounts of the Phils.		16	4	4	4	4			
2.1. Quarterly Statistical Tables									
2.2. Quarterly Press Releases									
2.3. Quarterly Publication									
2.4 Web Announcement for the Revised Quarterly Estimates									
3. Seasonally Adjusted National Accounts of the Phils.		13	4	3	3	3			
3.1. Quarterly Statistical Tables									
3.2. Quarterly Press Release									
3.3. Quarterly Publication									
4. Consolidated Income and Outlay Accounts		1		1					
4.1. Annual Statistical Tables									
4.2. Web Release									
4.3. Publication									

FY 2017 PHYSICAL PLAN								BED No. 2
Department	: National Economic and Development Authority							
Agency	: Philippine Statistics Authority							
Operating Unit								
Organization Code (UACS)								
Particulars	UACS CODE	Physical Targets (Budget Year, 2017)					Variance	Remarks
		Total	1st Quarter	2nd Quarter	3rd Quarter	4th Quarter		
1	2	3	4	5	6	7	8	9
5. Foreign Investments		12	3	3	3	3		
5.1. Quarterly Statistical Tables								
5.2. Quarterly Press Release								
5.3. Quarterly Publication								
6. GRDP		1		1				
Statistical Tables								
6.1. Regional GVA, Agriculture, Hunting, Forestry and Fishing								
6.2. Regional GVA, Mining and Quarrying								
6.3. Regional GVA, Manufacturing								
6.4. Regional GVA, Construction								
6.5. Regional GVA, Electricity, Gas and Water Supply								
6.6. Regional GVA, Transportation, Storage and Communication								
6.7. Regional GVA, Trade and Repair of Motor Vehicles								
6.8. Regional GVA, Financial Intermediation								
6.9. Regional GVA, Real Estate, Renting, Business Activities								
6.10. Regional GVA, Public Administration and Defense								
6.11. Regional GVA, Other Services								
7. GRDE								
Statistical Tables		1			1			
7.1. Household Final Consumption Expenditures								
7.2. Government Final Consumption Expenditures								
7.3. Construction								
7.4. Durable Equipment								
7.5. Breeding Stocks and Orchard Development								
7.6. Intellectual Property Products								
7.7. Net Exports								
8. Mineral Asset Accounts		1				1		
Statistical Tables								
8.1. Physical Accounts								
8.2. Monetary Accounts								
MFO 2:		STATISTICAL POLICY AND COORDINATION SERVICES						
Number of statistical resolutions disseminated and monitored		8	2	2	2	2		
Number of classification systems updated		4	1	1	2	1		
Percentage of agencies adopting statistical resolutions		75%	75%	75%	75%	75%		
Process cycle time of request for survey clearance		15 working days	15 working days	15 working days	15 working days	15 working days		

FY 2017 PHYSICAL PLAN								BED No. 2
Department	: National Economic and Development Authority							
Agency	: Philippine Statistics Authority							
Operating Unit								
Organization Code (UACS)								
Particulars	UACS CODE	Physical Targets (Budget Year, 2017)					Variance	Remarks
		Total	1st Quarter	2nd Quarter	3rd Quarter	4th Quarter		
1	2	3	4	5	6	7	8	9
MFO 3:		CIVIL REGISTRATION SERVICES						
Number of civil registration transactions completed		12,000,000	3,000,000	3,000,000	3,000,000	3,000,000		
Number of capacity building activities conducted for local civil registrars		17	4	4	4	5		
Percentage of clients who rated civil registration frontline services as satisfactory or better		70%	70%	70%	70%	70%		
Percentage of request for civil registry documents granted within the prescribed schedule		85%	85%	85%	85%	85%		
1. Document requests, converted (85% of the total converted requests released within 2-hours)		85%	85%	85%	85%	85%		
a. Number of document requests released within 2-hours		9,367,425	2,341,750	2,341,835	2,341,920	2,341,920		
b. Number of document requests, converted		11,020,500	2,755,000	2,755,100	2,755,200	2,755,200		
2. Certificate of No Marriage (CENOMAR) document requests, converted (95% of the CENOMAR requests released within 4 working days)		95%	95%	95%	95%	95%		
a. At least 95% of total number of CENOMAR document requests are processed and released within 4 working days		925,585	249,850	277,685	212,800	185,250		
b. Number of CENOMAR document requests		974,300	263,000	292,300	224,000	195,000		
3. Document requests, unconverted (90% of the total unconverted requests released within 10 working days)		90%	90%	90%	90%	90%		
a. At least 80% of total number of document requests are processed and released within 10 working days		545,400	153,000	169,200	119,700	103,500		
b. Number of document requests, unconverted		606,000	170,000	188,000	133,000	115,000		
4. Document requests for annotated documents on court decrees, legal instruments, RA 9048/10172 and supplemental report, unconverted (80% of the total unconverted requests released within 10 working days)		80%	80%	80%	80%	80%		
a. At least 80% of total number of annotated document requests with complete requirements are processed and released within 10 working days		321,120	84,000	80,000	77,200	79,920		
b. Number of annotated document requests		401,400	105,000	100,000	96,500	99,900		

FY 2017 PHYSICAL PLAN								BED No. 2
Department	: National Economic and Development Authority							
Agency	: Philippine Statistics Authority							
Operating Unit	:							
Organization Code (UACS)	:							
Particulars	UACS CODE	Physical Targets (Budget Year, 2017)					Variance	Remarks
		Total	1st Quarter	2nd Quarter	3rd Quarter	4th Quarter		
1	2	3	4	5	6	7	8	9
5. Petitions for administrative amendments of civil registry entries (RA 9048/10172) processed and released within a prescribed timeframe		85%	85%	85%	85%	85%		
a. At least 85% of total number of petitions with complete requirements filed are processed and released within one (1) month from the date of filing		116,519	28,515	29,152	31,312	27,540		
b. Number of RA 9048/RA 10172 petitions received		137,081	33,547	34,296	36,838	32,400		
6. Registration of Authority to Solemnize (CRASM released within fifteen (15) days)		9,700	2,900	1,000	1,100	4,700		
Percentage to stakeholders who rate the civil registration services as good or better		70%	70%	70%	70%	70%		
OTHER ACCOMPLISHMENTS:								
Issuance of Policy Advice		2		1		1		
1. Regular submissions								
1.1 collection/submission (95% of the total documents received/month)		4,410,000	1,218,000	1,148,100	1,099,900	944,000		
Birth		2,715,000	740,000	710,000	685,000	580,000		
Marriage		443,000	125,000	120,000	118,000	80,000		
Death		508,000	144,800	127,000	116,200	120,000		
Shari'a documents		40,000	12,000	13,000	10,000	5,000		
Foreign documents		37,000	8,200	7,500	8,300	13,000		
Court decrees and Legal instruments		210,000	52,000	55,000	63,000	40,000		
RA 9048		136,000	38,000	33,000	30,000	35,000		
Supplemental Report		65,000	18,000	12,600	11,400	23,000		
Application for Marriage License		256,000	80,000	70,000	58,000	48,000		
2. Processing (95% of the received documents processed/month)								
2.1 manually processed documents (95% of the received documents processed/month)		4,145,800	1,113,115	1,068,560	1,045,855	918,270		
2.2 machine processed documents (95% of the received documents processed/month)		4,145,800	1,113,115	1,068,560	1,045,855	918,270		
2.3 extracted index records (95% of the received documents processed/month)		4,145,800	1,113,115	1,068,560	1,045,855	918,270		
ARCHIVING								
1. Archives								
1.1 Preserved civil registry documents (90% of folioed documents filed in racks)		4,364,000	1,171,700	1,124,800	1,100,900	966,600		

FY 2017 PHYSICAL PLAN								BED No. 2	
Department		: National Economic and Development Authority							
Agency		: Philippine Statistics Authority							
Operating Unit		:							
Organization Code (UACS)		:							
Particulars		Physical Targets (Budget Year, 2017)					Variance	Remarks	
		UACS CODE	Total	1st Quarter	2nd Quarter	3rd Quarter			4th Quarter
1		2	3	4	5	6	7	8	9
Prepared by:		Approved by:							
 REYNOR R. IMPERIAL Director III, Planning and Management Service		 LISA GRACE S. BERSALES, Ph.D. National Statistician and Civil Registrar General							