



In following-up, pls. cite DMS ref #

2017-BA-0046951

REPUBLIC OF THE PHILIPPINES
DEPARTMENT OF BUDGET AND MANAGEMENT
GENERAL SOLANO STREET, SAN MIGUEL, MANILA

ACKNOWLEDGEMENT RECEIPT

The **DEPARTMENT OF BUDGET AND MANAGEMENT** hereby acknowledges the receipt of your letter/request which has been uploaded to the DBM-Document Management System and routed to the appropriate office/s with the following information:

Sender: NEDA - PSA - PERSONAL DELIVERY

Document Title: NEDA-PSA-MONTHLY REPORT OF DISBURSEMENT FOR THE MONTH OF
APRIL 30, 2017 FUND CLUSTER 01, FUND CLUSTER 04 AND FUND CLUSTER
07

Document Reference No: 2017-BA-0046951

Date and Time Uploaded: Tuesday, May 30, 2017 3:45:32 PM

Uploaded By: RECEIVING Isay

Routed To: BMB-A Elsa Abundo

cc:

Total no. of pages received: 1 copy and 3 pages

The determination of the completeness of the documentary requirements submitted, if any, is subject to the evaluation of the technical person in charge.

This receipt is system generated and does not require signature.

Received by:



DOCUMENT
MANAGEMENT
SYSTEM



Republic of the Philippines
Philippine Statistics Authority

Reference No. 17FAS03-257

May 30, 2017

Government Accountancy Office
Office of the Director

RECEIVED

By: haring
Date: MAY 31 2017

MR. USMIN P. DIAMEL
Director IV
Office of the Director
COA-Government Accountancy Office
Commonwealth Ave., Quezon City

Dear Sir:

We are transmitting the following Financial Accountability Reports:

- a) Monthly Report of Disbursement for the month of April 2017 (Regular Fund)
- b) Monthly Report of Disbursement for the month of April 2017 (Foreign Assisted)
- c) Monthly Report of Disbursement for the month of April 2017 (Trust Fund)

Please acknowledge receipt. Thank you.

Very truly yours,

for: [Signature]

MS. EVELYN F. TOLENTINO
Chief Accountant
PSA

ACKNOWLEDGMENT RECEIPT

MS. EVELYN F. TOLENTINO
Chief Accountant
PSA

This is to acknowledge receipt of the reports as mentioned above

Received by: _____

Date Received: _____

MONTHLY REPORT OF DISBURSEMENTS
For the month of April, 2017

Department: National Economic and Development Authority (NEDA)											Agency: Philippine Statistics Authority							Operating Unit: Central Office										
Organization Code (UACS): 240080100000											Fund Cluster: 01 - Regular Agency Fund							Report Status: SUBMITTED										
PARTICULARS	CURRENT YEAR BUDGET					PRIOR YEAR'S BUDGET												SUB-TOTAL	TRUST LIABILITIES				GRAND TOTAL					REMARKS
						PRIOR YEAR'S ACCOUNTS PAYABLE					CURRENT YEAR'S ACCOUNTS PAYABLE																	
	PS	MOOE	Fin. Exp	CO	TOTAL	PS	MOOE	Fin. Exp	CO	Sub-Total	PS	MOOE	Fin. Exp	CO	Sub-Total	TOTAL	PS		MOOE	CO	TOTAL	PS	MOOE	Fin. Exp	CO	TOTAL		
1	2	3	4	5	6=(2+3+4+5)	7	8	9	10	11=(7+8+9+10)	12	13	14	15	16=(12+13+14+15)	17=(11+16)	18=(6+17)	19	20	21	22=(19+20+21)	23	24	25	26	27=(23+24+25+26)	28	
Notice of Cash Allocation (NCA)	20,696,305.26	27,027,193.21		153,605.36	47,877,103.83	317,526.08	2,288,601.34		979,522.92	3,585,650.34						3,585,650.34	51,462,754.17					21,013,831.34	29,315,794.55		1,133,128.28	51,462,754.17		
MDS Checks Issued	9,217,851.56	2,479,325.31			11,697,176.87												11,697,176.87					9,217,851.56	2,479,325.31			11,697,176.87	0	
Advice to Debit Account	11,478,453.70	24,547,867.90		153,605.36	36,179,926.96	317,526.08	2,288,601.34		979,522.92	3,585,650.34						3,585,650.34	39,765,577.30					11,795,979.78	26,836,469.24		1,133,128.28	39,765,577.30	0	
Notice of Transfer of Allocation (NTA)		54,452,822.00			54,452,822.00												54,452,822.00						54,452,822.00			54,452,822.00	0	
MDS Checks Issued																											0	
Advice to Debit Account		54,452,822.00			54,452,822.00												54,452,822.00						54,452,822.00			54,452,822.00	0	
Working Fund (NCA issued to BTr)																											0	
Tax Remittance Advices Issued (TRA)	8,232,298.82	3,821,408.37		8,694.64	12,062,401.83		135,638.36		55,444.72	191,083.08						191,083.08	12,253,484.91					8,232,298.82	3,957,046.73		64,139.36	12,253,484.91	0	
Cash Disbursement Ceiling (CDC)																											0	
Non-Cash Availment Authority (NCAA)																											0	
Others (CDT, BTr Docs Stamp, etc.)																											0	

Summary

PARTICULARS	PREVIOUS REPORT	CURRENT MONTH	AS OF DATE
(1)	(2)	(3)	(4)
Total Disbursement Authorities Received			
NCA	610,667,575.00	278,009,439.00	888,677,014.00
Working Fund			
TRA	39,310,789.06	12,253,484.91	51,564,273.97
CDC			
NCAA			
Others (CDT, BTr Docs Stamp, etc.)			
Less: Notice of Transfer Allocations (NTA)* issued	24,653,364.00	54,452,822.00	79,106,186.00
Total Disbursements Authorities Available	674,631,728.06	344,715,745.91	1,019,347,473.97
Less			
Lapsed NCA	205,991,747.19		205,991,747.19
Disbursements	426,109,534.35	118,169,061.08	544,278,595.43
Balance of Disbursements Authorities as of to date	42,530,446.52	226,546,684.83	269,077,131.35
Total Disbursements Program	674,631,728.06	344,715,745.91	1,019,347,473.97
Less: * Actual Disbursements	426,109,534.35	118,169,061.08	544,278,595.43
(Over)/Under spending--	248,522,193.71	226,546,684.83	475,068,878.54



Certified Correct:

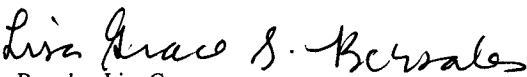

Tolentino, Evelyn

Agency Chief Accountant

Date: 22/May/2017



Approved By:


Bersales, Lisa Grace
Head of Agency or Authorized Representative
Date: 22/May/2017

MONTHLY REPORT OF DISBURSEMENTS
For the month of April, 2017

Department: National Economic and Development Authority (NEDA)										Agency: Philippine Statistics Authority										Operating Unit: Central Office									
Organization Code (UACS): 240080100000										Fund Cluster: 04 - Special Account - Foreign Assisted/Grant										Report Status: SUBMITTED									
PARTICULARS	CURRENT YEAR BUDGET					PRIOR YEAR'S BUDGET												SUB-TOTAL	TRUST LIABILITIES				GRAND TOTAL					REMARKS	
						PRIOR YEAR'S ACCOUNTS PAYABLE					CURRENT YEAR'S ACCOUNTS PAYABLE																		
	PS	MOOE	Fin. Exp	CO	TOTAL	PS	MOOE	Fin. Exp	CO	Sub-Total	PS	MOOE	Fin. Exp	CO	Sub-Total	TOTAL	PS		MOOE	CO	TOTAL	PS	MOOE	Fin. Exp	CO	TOTAL			
1	2	3	4	5	6=(2+3+4+5)	7	8	9	10	11=(7+8+9+10)	12	13	14	15	16=(12+13+14+15)	17=(11+16)	18=(6+17)	19	20	21	22=(19+20+21)	23	24	25	26	27=(23+24+25+26)	28		
Notice of Cash Allocation (NCA)		3,548,609.38		301,000.00	3,849,609.38												3,849,609.38						3,548,609.38		301,000.00	3,849,609.38			
MDS Checks Issued																											0		
Advice to Debit Account		3,548,609.38		301,000.00	3,849,609.38												3,849,609.38						3,548,609.38		301,000.00	3,849,609.38	0		
Notice of Transfer of Allocation (NTA)																													
MDS Checks Issued																											0		
Advice to Debit Account																											0		
Working Fund (NCA issued to BTr)																											0		
Tax Remittance Advices Issued (TRA)																											0		
Cash Disbursement Ceiling (CDC)																											0		
Non-Cash Availment Authority (NCAA)																											0		
Others (CDT, BTr Docs Stamp, etc.)																											0		

Summary

PARTICULARS	PREVIOUS REPORT	CURRENT MONTH	AS OF DATE
(1)	(2)	(3)	(4)
Total Disbursement Authorities Received			
NCA	6,797,817.71	2,432,118.99	9,229,936.70
Working Fund			
TRA			
CDC			
NCAA			
Others (CDT, BTr Docs Stamp, etc.)			
Less: Notice of Transfer Allocations (NTA)* issued			
Total Disbursements Authorities Available	6,797,817.71	2,432,118.99	9,229,936.70
Less			
Lapsed NCA			
Disbursements	4,210,772.19	3,849,609.38	8,060,381.57
Balance of Disbursements Authorities as of to date	2,587,045.52	(1,417,490.39)	1,169,555.13
Total Disbursements Program			
Less: * Actual Disbursements	4,210,772.19	3,849,609.38	8,060,381.57
(Over)/Under spending-	(4,210,772.19)	(3,849,609.38)	(8,060,381.57)



Certified Correct:

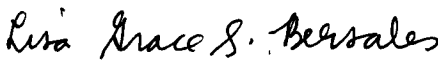
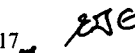

Tolentino, Evelyn

Agency Chief Accountant

Date: 19/May/2017



Approved By:



Bersales, Lisa Grace
Head of Agency or Authorized Representative
Date: 19/May/2017 

MONTHLY REPORT OF DISBURSEMENTS
For the month of April, 2017

Department: National Economic and Development Authority (NEDA)										Agency: Philippine Statistics Authority										Operating Unit: Central Office									
Organization Code (UACS): 240080100000										Fund Cluster: 07 - Trust Fund										Report Status: SUBMITTED									
PARTICULARS	CURRENT YEAR BUDGET					PRIOR YEAR'S BUDGET												SUB-TOTAL	TRUST LIABILITIES				GRAND TOTAL					REMARKS	
	PS	MOOE	Fin. Exp	CO	TOTAL	PRIOR YEAR'S ACCOUNTS PAYABLE					CURRENT YEAR'S ACCOUNTS PAYABLE								PS	MOOE	CO	TOTAL	PS	MOOE	Fin. Exp	CO	TOTAL		
						PS	MOOE	Fin. Exp	CO	Sub-Total	PS	MOOE	Fin. Exp	CO	Sub-Total	TOTAL													
1	2	3	4	5	6=(2+3+4+5)	7	8	9	10	11=(7+8+9+10)	12	13	14	15	16=(12+13+14+15)	17=(11+16)	18=(6+17)	19	20	21	22=(19+20+21)	23	24	25	26	27=(23+24+25+26)	28		
Notice of Cash Allocation (NCA)		1,212,009.00			1,212,009.00												1,212,009.00						1,212,009.00			1,212,009.00			
MDS Checks Issued																											0		
Advice to Debit Account		1,212,009.00			1,212,009.00												1,212,009.00						1,212,009.00			1,212,009.00	0		
Notice of Transfer of Allocation (NTA)																											0		
MDS Checks Issued																											0		
Advice to Debit Account																											0		
Working Fund (NCA issued to BTr)																											0		
Tax Remittance Advices Issued (TRA)																											0		
Cash Disbursement Ceiling (CDC)																											0		
Non-Cash Availment Authority (NCAA)																											0		
Others (CDT, BTr Docs Stamp, etc.)																											0		

Summary

PARTICULARS	PREVIOUS REPORT	CURRENT MONTH	AS OF DATE
(1)	(2)	(3)	(4)
Total Disbursement Authorities Received			
NCA	11,721,764.00	14,198,793.00	25,920,557.00
Working Fund			
TRA			
CDC			
NCAA			
Others (CDT, BTr Docs Stamp, etc.)			
Less: Notice of Transfer Allocations (NTA)* issued			
Total Disbursements Authorities Available	11,721,764.00	14,198,793.00	25,920,557.00
Less			
Lapsed NCA			
Disbursements	3,171,571.32	1,212,009.00	4,383,580.32
Balance of Disbursements Authorities as of to date	8,550,192.68	12,986,784.00	21,536,976.68
Total Disbursements Program	11,721,764.00	14,198,793.00	25,920,557.00
Less: * Actual Disbursements	3,171,571.32	1,212,009.00	4,383,580.32
(Over)/Under spending-	8,550,192.68	12,986,784.00	21,536,976.68



Certified Correct:




Tolentino, Evelyn

Agency Chief Accountant

Date: 19/May/2017



Approved By:


Bersales, Lisa Grace
Head of Agency or Authorized Representative
Date: 19/May/2017 



In following-up, pls. cite DMS ref #
2017-BA-0057165

REPUBLIC OF THE PHILIPPINES
DEPARTMENT OF BUDGET AND MANAGEMENT
GENERAL SOLANO STREET, SAN MIGUEL, MANILA

ACKNOWLEDGEMENT RECEIPT

The **DEPARTMENT OF BUDGET AND MANAGEMENT** hereby acknowledges the receipt of your letter/request which has been uploaded to the DBM-Document Management System and routed to the appropriate office/s with the following information:

Sender: PSA - PERSONAL DELIVERY

Document Title: NEDA-MONTHLY REPORT OF DISBURSEMENTS FOR THE MONTH OF MAY, 2017

Document Reference No: 2017-BA-0057165

Date and Time Uploaded: Thursday, June 29, 2017 11:44:50 AM

Uploaded By: RECEIVING Rachel

Routed To: BMB-A Elsa Abundo


CC:

Total no of pages received: 1 copy and 3 pages

The determination of the completeness of the documentary requirements submitted, if any, is subject to the evaluation of the technical person in charge.

This receipt is system generated and does not require signature.

Received by:



DOCUMENT
MANAGEMENT
SYSTEM



Republic of the Philippines
Philippine Statistics Authority

Reference No. 17FAS03-307

June 28, 2017

Government Accountancy Office
Office of the Director
RECEIVED
By: NI 7:30 PM
Date: JUN 28 2017

MR. USMIN P. DIAMEL
Director IV
Office of the Director
COA-Government Accountancy Office
Commonwealth Ave., Quezon City

Dear Sir:

We are transmitting the following Financial Accountability Reports: **(FAR No. 4)**

- a) Monthly Report of Disbursement for the month of May 2017 (Regular Fund)
- b) Monthly Report of Disbursement for the month of May 2017 (Foreign Assisted)
- c) Monthly Report of Disbursement for the month of May 2017 (Trust Fund)

Please acknowledge receipt. Thank you.

Very truly yours,


MS. EVELYN F. TOLENTINO
Chief Accountant
PSA 

ACKNOWLEDGMENT RECEIPT

MS. EVELYN F. TOLENTINO
Chief Accountant
PSA

This is to acknowledge receipt of the reports as mentioned above

Received by: _____

Date Received: _____

MONTHLY REPORT OF DISBURSEMENTS
For the month of May, 2017


Department: National Economic and Development Authority (NEDA)										Agency: Philippine Statistics Authority										Operating Unit: Central Office									
Organization Code (UACS): 240080100000										Fund Cluster: 01 - Regular Agency Fund										Report Status: SUBMITTED									
PARTICULARS	CURRENT YEAR BUDGET					PRIOR YEAR'S BUDGET										SUB-TOTAL	TRUST LIABILITIES				GRAND TOTAL					REMARKS			
						PRIOR YEAR'S ACCOUNTS PAYABLE					CURRENT YEAR'S ACCOUNTS PAYABLE																		
	PS	MOOE	Fin. Exp	CO	TOTAL	PS	MOOE	Fin. Exp	CO	Sub-Total	PS	MOOE	Fin. Exp	CO	Sub-Total		TOTAL	PS	MOOE	CO	TOTAL	PS	MOOE	Fin. Exp	CO		TOTAL		
1	2	3	4	5	6=(2+3+4+5)	7	8	9	10	11=(7+8+9+10)	12	13	14	15	16=(12+13+14+15)	17=(11+16)	18=(6+17)	19	20	21	22=(19+20+21)	23	24	25	26	27=(23+24+25+26)	28		
Notice of Cash Allocation (NCA)	35,258,534.78	57,764,965.10		107,514.29	93,131,014.17		13,447,156.75		13,186,273.11	26,633,429.86						26,633,429.86	119,764,444.03					35,258,534.78	71,212,121.85		13,293,787.40	119,764,444.03			
MDS Checks Issued	8,464,268.28	23,877,867.89			32,342,136.17												32,342,136.17					8,464,268.28	23,877,867.89			32,342,136.17	0		
Advice to Debit Account	26,794,266.50	33,887,097.21		107,514.29	60,788,878.00		13,447,156.75		13,186,273.11	26,633,429.86						26,633,429.86	87,422,307.86					26,794,266.50	47,334,253.96		13,293,787.40	87,422,307.86	0		
Notice of Transfer of Allocation (NTA)		95,906,884.23			95,906,884.23												95,906,884.23						95,906,884.23			95,906,884.23	0		
MDS Checks Issued																											0		
Advice to Debit Account		95,906,884.23			95,906,884.23												95,906,884.23						95,906,884.23			95,906,884.23	0		
Working Fund (NCA issued to BTr)																											0		
Tax Remittance Advices Issued (TRA)	8,316,427.61	5,753,534.37			14,069,961.98		894,042.55		746,415.91	1,640,458.46						1,640,458.46	15,710,420.44					8,316,427.61	6,647,576.92		746,415.91	15,710,420.44	0		
Cash Disbursement Ceiling (CDC)																											0		
Non-Cash Availment Authority (NCAA)																											0		
Others (CDT, BTr Docs Stamp, etc.)																											0		


Summary

PARTICULARS	PREVIOUS REPORT	CURRENT MONTH	AS OF DATE
(1)	(2)	(3)	(4)
Total Disbursement Authorities Received			
NCA	888,677,014.00	305,285,000.00	1,193,962,014.00
Working Fund			
TRA	51,564,273.97	15,710,420.44	67,274,694.41
CDC			
NCAA			
Others (CDT, BTr Docs Stamp, etc.)			
Less: Notice of Transfer Allocations (NTA)* issued	79,106,186.00	95,906,884.23	175,013,070.23
Total Disbursements Authorities Available	1,019,347,473.97	416,902,304.67	1,436,249,778.64
Less			
Lapsed NCA	205,991,747.19		205,991,747.19
Disbursements	544,278,595.43	231,381,748.70	775,660,344.13
Balance of Disbursements Authorities as of to date	269,077,131.35	185,520,555.97	454,597,687.32
Total Disbursements Program	1,019,347,473.97	416,902,304.67	1,436,249,778.64
Less: * Actual Disbursements	544,278,595.43	231,381,748.70	775,660,344.13
(Over)/Under spending-	475,068,878.54	185,520,555.97	660,589,434.51

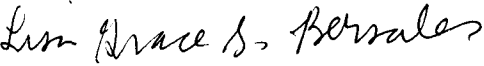



Certified Correct:


Tolentino, Evelyn

Agency Chief Accountant
Date: 27/Jun/2017


Approved By:


Bersales, Lisa Grace

Head of Agency or Authorized Representative
Date: 28/Jun/2017


MONTHLY REPORT OF DISBURSEMENTS For the month of May, 2017

Department: National Economic and Development Authority (NEDA)											Agency: Philippine Statistics Authority											Operating Unit: Central Office										
Organization Code (UACS): 240080100000											Fund Cluster: 04 - Special Account - Foreign Assisted/Grant											Report Status: SUBMITTED										
PARTICULARS	CURRENT YEAR BUDGET					PRIOR YEAR'S BUDGET											SUB-TOTAL	TRUST LIABILITIES				GRAND TOTAL					REMARKS					
						PRIOR YEAR'S ACCOUNTS PAYABLE					CURRENT YEAR'S ACCOUNTS PAYABLE																					
	PS	MOOE	Fin. Exp	CO	TOTAL	PS	MOOE	Fin. Exp	CO	Sub-Total	PS	MOOE	Fin. Exp	CO	Sub-Total	TOTAL		PS	MOOE	CO	TOTAL	PS	MOOE	Fin. Exp	CO	TOTAL						
1	2	3	4	5	6=(2+3+4+5)	7	8	9	10	11=(7+8+9+10)	12	13	14	15	16=(12+13+14+15)	17=(11+16)	18=(6+17)	19	20	21	22=(19+20+21)	23	24	25	26	27=(23+24+25+26)	28					
Notice of Cash Allocation (NCA)		3,064,948.28			3,064,948.28												3,064,948.28									3,064,948.28						
MDS Checks Issued																											0					
Advice to Debit Account		3,064,948.28			3,064,948.28												3,064,948.28									3,064,948.28	0					
Notice of Transfer of Allocation (NTA)																											0					
MDS Checks Issued																											0					
Advice to Debit Account																											0					
Working Fund (NCA issued to BTr)																											0					
Tax Remittance Advices Issued (TRA)																											0					
Cash Disbursement Ceiling (CDC)																											0					
Non-Cash Availment Authority (NCAA)																											0					
Others (CDT, BTr Docs Stamp, etc.)																											0					

Summary

PARTICULARS	PREVIOUS REPORT	CURRENT MONTH	AS OF DATE
(1)	(2)	(3)	(4)
Total Disbursement Authorities Received			
NCA	9,229,936.70	4,776,688.12	14,006,624.82
Working Fund			
TRA			
CDC			
NCAA			
Others (CDT, BTr Docs Stamp, etc.)			
Less: Notice of Transfer Allocations (NTA)* issued			
Total Disbursements Authorities Available	9,229,936.70	4,776,688.12	14,006,624.82
Less			
Lapsed NCA			
Disbursements	8,060,381.57	3,064,948.28	11,125,329.85
Balance of Disbursements Authorities as of to date	1,169,555.13	1,711,739.84	2,881,294.97
Total Disbursements Program	9,229,936.70	4,776,688.12	14,006,624.82
Less: * Actual Disbursements	8,060,381.57	3,064,948.28	11,125,329.85
(Over)/Under spending-	1,169,555.13	1,711,739.84	2,881,294.97

Certified Correct:

Evelyn Tolentino
Tolentino, Evelyn

Agency Chief Accountant

Date: 28/Jun/2017

js

Approved By:

Lisa Grace S. Bersales

Bersales, Lisa Grace

Head of Agency or Authorized Representative

Date: 28/Jun/2017

LM



MONTHLY REPORT OF DISBURSEMENTS
For the month of May, 2017

Department: National Economic and Development Authority (NEDA)										Agency: Philippine Statistics Authority										Operating Unit: Central Office									
Organization Code (UACS): 240080100000										Fund Cluster: 07 - Trust Fund										Report Status: SUBMITTED									
PARTICULARS	CURRENT YEAR BUDGET					PRIOR YEAR'S BUDGET										SUB-TOTAL	TRUST LIABILITIES				GRAND TOTAL					REMARKS			
						PRIOR YEAR'S ACCOUNTS PAYABLE					CURRENT YEAR'S ACCOUNTS PAYABLE																		
	PS	MOOE	Fin. Exp	CO	TOTAL	PS	MOOE	Fin. Exp	CO	Sub-Total	PS	MOOE	Fin. Exp	CO	Sub-Total		TOTAL	PS	MOOE	CO	TOTAL	PS	MOOE	Fin. Exp	CO		TOTAL		
1	2	3	4	5	6=(2+3+4+5)	7	8	9	10	11=(7+8+9+10)	12	13	14	15	16=(12+13+14+15)	17=(11+16)	18=(6+17)	19	20	21	22=(19+20+21)	23	24	25	26	27=(23+24+25+26)	28		
Notice of Cash Allocation (NCA)		786,442.70			786,442.70												786,442.70						786,442.70			786,442.70			
MDS Checks Issued																											0		
Advice to Debit Account		786,442.70			786,442.70												786,442.70						786,442.70			786,442.70	0		
Notice of Transfer of Allocation (NTA)																													
MDS Checks Issued																											0		
Advice to Debit Account																											0		
Working Fund (NCA issued to BTr)																											0		
Tax Remittance Advices Issued (TRA)																											0		
Cash Disbursement Ceiling (CDC)																											0		
Non-Cash Availment Authority (NCAA)																											0		
Others (CDT, BTr Docs Stamp, etc.)																											0		

Summary

PARTICULARS	PREVIOUS REPORT	CURRENT MONTH	AS OF DATE
(1)	(2)	(3)	(4)
Total Disbursement Authorities Received			
NCA	25,920,557.00	19,083,061.00	45,003,618.00
Working Fund			
TRA			
CDC			
NCAA			
Others (CDT, BTr Docs Stamp, etc.)			
Less: Notice of Transfer Allocations (NTA)* issued			
Total Disbursements Authorities Available	25,920,557.00	19,083,061.00	45,003,618.00
Less			
Lapsed NCA			
Disbursements	4,383,580.32	786,442.70	5,170,023.02
Balance of Disbursements Authorities as of to date	21,536,976.68	18,296,618.30	39,833,594.98
Total Disbursements Program	25,920,557.00	19,083,061.00	45,003,618.00
Less: * Actual Disbursements	4,383,580.32	786,442.70	5,170,023.02
(Over)/Under spending-	21,536,976.68	18,296,618.30	39,833,594.98



Certified Correct:



Tolentino, Evelyn

Agency Chief Accountant

Date: 28/Jun/2017



Approved By:


Bersales, Lisa Grace

Head of Agency or Authorized Representative

Date: 28/Jun/2017





In following-up, pls. cite DMS ref #

2017-BA-0067781

REPUBLIC OF THE PHILIPPINES
DEPARTMENT OF BUDGET AND MANAGEMENT
GENERAL SOLANO STREET, SAN MIGUEL, MANILA

ACKNOWLEDGEMENT RECEIPT

The **DEPARTMENT OF BUDGET AND MANAGEMENT** hereby acknowledges the receipt of your letter/request which has been uploaded to the DBM-Document Management System and routed to the appropriate office/s with the following information:

Sender: NEDA - PSA - PERSONAL DELIVERY

Document Title: NEDA-PSA-MONTHLY REPORT OF DISBURSMENTS UNDER FUND CLUSTER 01, 04, 07 AND QRROR FAR 5 FOR THE MONTH OF JUNE 2017

Document Reference No: 2017-BA-0067781

Date and Time Uploaded: Monday, July 31, 2017 2:25:52 PM

Uploaded By: RECEIVING Isay

Routed To: BMB-A Elsa Abundo


CC:

Total no of pages received: 1 copy and 7 pages

The determination of the completeness of the documentary requirements submitted, if any, is subject to the evaluation of the technical person in charge.

This receipt is system generated and does not require signature.

Received by:



DOCUMENT
MANAGEMENT
SYSTEM



Republic of the Philippines
Philippine Statistics Authority

Government Accountancy Office
Office of the Director
RECEIVED
By: Manly
Date: JUL 31 2017

Reference No. 17FAS03-380

July 28, 2017

MR. USMIN P. DIAMEL

Director IV
Office of the Director
COA-Government Accountancy Office
Commonwealth Ave., Quezon City

Dear Sir:

We are transmitting the following Financial Accountability Reports:

- a) Monthly Report of Disbursement for the month of June 2017 (Regular Fund)
- b) Monthly Report of Disbursement for the month of June 2017 (Foreign Assisted)
- c) Monthly Report of Disbursement for the month of June 2017 (Trust Fund)
- d) Quarterly Report of Revenue and Other Receipts as of the quarter ending June 30, 2017

Please acknowledge receipt. Thank you.

Very truly yours,


MS. EVELYN F. TOLENTINO
Chief Accountant
PSA



ACKNOWLEDGMENT RECEIPT

MS. EVELYN F. TOLENTINO
Chief Accountant
PSA

This is to acknowledge receipt of the reports as mentioned above

Received by: _____

Date Received: _____



FAR No. 4

MONTHLY REPORT OF DISBURSEMENTS

For the month of June, 2017

Department: National Economic and Development Authority (NEDA)						Agency: Philippine Statistics Authority								
Organization Code (UACS): 240080100000						Fund Cluster: 01 - Regular Agency Fund								
PARTICULARS	CURRENT YEAR BUDGET					PRIOR YEAR'S BUDGET								
						PRIOR YEAR'S ACCOUNTS PAYABLE					CURRENT YEAR'S ACCOUNTS P			
	PS	MOOE	Fin. Exp	CO	TOTAL	PS	MOOE	Fin. Exp	CO	Sub-Total	PS	MOOE	Fin. Exp	CO
1	2	3	4	5	6=(2+3+4+5)	7	8	9	10	11=(7+8+9+10)	12	13	14	15
Notice of Cash Allocation (NCA)	18,596,141.18	36,136,034.19			54,732,175.37		824,030.08		25,553.57	849,583.65				
MDS Checks Issued	7,080,277.93	5,292,464.72			12,372,742.65									
Advice to Debit Account	11,515,863.25	30,843,569.47			42,359,432.72		824,030.08		25,553.57	849,583.65				
Notice of Transfer of Allocation (NTA)		15,494,791.24			15,494,791.24									
MDS Checks Issued														
Advice to Debit Account		15,494,791.24			15,494,791.24									
Working Fund (NCA issued to BTr)														
Tax Remittance Advices Issued (TRA)	8,577,568.23	5,028,403.51			13,605,971.74		46,643.22		1,443.43	48,086.65				
Cash Disbursement Ceiling (CDC)														
Non-Cash Availment Authority (NCAA)														
Others (CDT, BTr Docs Stamp, etc.)														

Summary

PARTICULARS	PREVIOUS REPORT	CURRENT REPORT	AS OF DATE
(1)	(2)	(3)	(4)
Total Disbursement Authorities Received			
NCA	1,193,962,014.00	249,660,000.00	1,443,622,014.00
TRA	67,274,694.49	13,654,058.39	80,928,752.88
Less: Notice of Transfer Allocations (NTA)* issued	175,013,070.23	15,494,791.24	190,507,861.47
Total Disbursements Authorities Available	1,436,249,778.72	278,808,849.63	1,715,058,628.35
Less			
Lapsed NCA	205,991,747.19	441,456,528.34	647,448,275.53
Disbursements	792,523,133.13	84,730,608.65	877,253,741.78
Balance of Disbursements Authorities as of to date	437,734,898.40	(247,378,287.36)	190,356,611.04
Total Disbursements Program	1,436,249,778.72	278,808,849.63	1,715,058,628.35
Less: * Actual Disbursements	792,523,133.13	84,730,608.65	877,253,741.78
(Over)/Under spending~	643,726,645.59	194,078,240.98	837,804,886.57

Department: National Economic and Developme				Operating Unit: Central Office									
Organization Code (UACS): 240080100000				Report Status: SUBMITTED									
PARTICULARS	Sub-Total	TOTAL	SUB-TOTAL	TRUST LIABILITIES				GRAND TOTAL					REMARKS
				PS	MOOE	CO	TOTAL	PS	MOOE	Fin. Exp	CO	TOTAL	
1	16=(12+13+14+15)	17=(11+16)	18=(6+17)	19	20	21	22=(19+20+21)	23	24	25	26	27=(23+24+25+26)	28
Notice of Cash Allocation (NCA)		849,583.65	55,581,759.02					18,596,141.18	36,960,064.27		25,553.57	55,581,759.02	
MDS Checks Issued			12,372,742.65					7,080,277.93	5,292,464.72			12,372,742.65	
Advice to Debit Account		849,583.65	43,209,016.37					11,515,863.25	31,667,599.55		25,553.57	43,209,016.37	
Notice of Transfer of Allocation (NTA)			15,494,791.24						15,494,791.24			15,494,791.24	
MDS Checks Issued													
Advice to Debit Account			15,494,791.24						15,494,791.24			15,494,791.24	
Working Fund (NCA issued to BTr)													
Tax Remittance Advices Issued (TRA)		48,086.65	13,654,058.39					8,577,568.23	5,075,046.73		1,443.43	13,654,058.39	
Cash Disbursement Ceiling (CDC)													
Non-Cash Availment Authority (NCAA)													
Others (CDT, BTr Docs Stamp, etc.)													



Certified Correct:


EVELYN F. TOLENTINO
Agency Chief Accountant



Date:

This report was generated using the Unified Reporting System on 07/026/2017 04:30

Approved By:


LISA GRACE S. BERSALES Ph.D.
Undersecretary 
National Statistician and Civil Registrar General

Date:



FAR No. 4

MONTHLY REPORT OF DISBURSEMENTS

For the month of June, 2017

Department: National Economic and Development Authority (NEDA)						Agency: Philippine Statistics Authority								
Organization Code (UACS): 240080100000						Fund Cluster: 04 - Special Account - Foreign Assisted/Grant								
PARTICULARS	CURRENT YEAR BUDGET					PRIOR YEAR'S BUDGET								
						PRIOR YEAR'S ACCOUNTS PAYABLE					CURRENT YEAR'S ACCOUNTS PAYABLE			
	PS	MOOE	Fin. Exp	CO	TOTAL	PS	MOOE	Fin. Exp	CO	Sub-Total	PS	MOOE	Fin. Exp	CO
	2	3	4	5	6=(2+3+4+5)	7	8	9	10	11=(7+8+9+10)	12	13	14	15
Notice of Cash Allocation (NCA)		802,297.76			802,297.76									
MDS Checks Issued														
Advice to Debit Account		802,297.76			802,297.76									
Notice of Transfer of Allocation (NTA)														
MDS Checks Issued														
Advice to Debit Account														
Working Fund (NCA issued to BTr)														
Tax Remittance Advices Issued (TRA)														
Cash Disbursement Ceiling (CDC)														
Non-Cash Availment Authority (NCAA)														
Others (CDT, BTr Docs Stamp, etc.)														

Summary


PARTICULARS	PREVIOUS REPORT	CURRENT REPORT	AS OF DATE
(1)	(2)	(3)	(4)
Total Disbursement Authorities Received			
NCA	14,006,624.82		14,006,624.82
Less: Notice of Transfer Allocations (NTA)* issued			
Total Disbursements Authorities Available	14,006,624.82		14,006,624.82
Less			
Lapsed NCA			
Disbursements	11,125,329.85	802,297.76	11,927,627.61
Balance of Disbursements Authorities as of to date	2,881,294.97	(802,297.76)	2,078,997.21
Total Disbursements Program	14,006,624.82		14,006,624.82
Less: * Actual Disbursements	11,125,329.85	802,297.76	11,927,627.61
(Over)/Under spending~	2,881,294.97	(802,297.76)	2,078,997.21

Department: National Economic and Develc				Operating Unit: Central Office									
Organization Code (UACS): 240080100000				Report Status: SUBMITTED									
PARTICULARS			SUB-TOTAL	TRUST LIABILITIES				GRAND TOTAL					REMARKS
	Sub-Total	TOTAL		PS	MOOE	CO	TOTAL	PS	MOOE	Fin. Exp	CO	TOTAL	
	16=(12+13+14+15)	17=(11+16)		19	20	21	22=(19+20+21)	23	24	25	26	27=(23+24+25+26)	
Notice of Cash Allocation (NCA)			802,297.76						802,297.76			802,297.76	
MDS Checks Issued													
Advice to Debit Account			802,297.76						802,297.76			802,297.76	
Notice of Transfer of Allocation (NTA)													
MDS Checks Issued													
Advice to Debit Account													
Working Fund (NCA issued to BTr)													
Tax Remittance Advices Issued (TRA)													
Cash Disbursement Ceiling (CDC)													
Non-Cash Availment Authority (NCAA)													
Others (CDT, BTr Docs Stamp, etc.)													

Certified Correct:

Approved By:

Agency Chief


EVELYN F. TOLENTINO
Agency Chief Accountant


Date:

This report was generated using the Unified Reporting System on 07/026/2017 04:30



LISA GRACE S. BERSALES Ph.D.
Undersecretary
National Statistician and Civil Registrar General

Date:



FAR No. 4

MONTHLY REPORT OF DISBURSEMENTS

For the month of June, 2017

Department: National Economic and Development Authority (NEDA)						Agency: Philippine Statistics Authority									
Organization Code (UACS): 240080100000						Fund Cluster: 07 - Trust Fund									
PARTICULARS	PRIOR YEAR'S BUDGET														
	CURRENT YEAR BUDGET					PRIOR YEAR'S ACCOUNTS PAYABLE					CURRENT YEAR'S ACCOUNTS				
	PS	MOOE	Fin. Exp	CO	TOTAL	PS	MOOE	Fin. Exp	CO	Sub-Total	PS	MOOE	Fin. Exp	CO	
1	2	3	4	5	6=(2+3+4+5)	7	8	9	10	11=(7+8+9+10)	12	13	14	15	
Notice of Cash Allocation (NCA)		18,130,866.83			18,130,866.83										
MDS Checks Issued															
Advice to Debit Account		18,130,866.83			18,130,866.83										
Notice of Transfer of Allocation (NTA)															
MDS Checks Issued															
Advice to Debit Account															
Working Fund (NCA issued to BTr)															
Tax Remittance Advices Issued (TRA)															
Cash Disbursement Ceiling (CDC)															
Non-Cash Availment Authority (NCAA)															
Others (CDT, BTr Docs Stamp, etc.)															

Summary

PARTICULARS	PREVIOUS REPORT	CURRENT MONTH	AS OF DATE
(1)	(2)	(3)	(4)
Total Disbursement Authorities Received			
NCA	45,003,618.00	4,249,280.00	49,252,898.00
Total Disbursements Authorities Available	45,003,618.00	4,249,280.00	49,252,898.00
Less			
Lapsed NCA			
Disbursements	5,170,023.02	18,130,866.83	23,300,889.85
Balance of Disbursements Authorities as of to date	39,833,594.98	(13,881,586.83)	25,952,008.15
Total Disbursements Program	45,003,618.00	4,249,280.00	49,252,898.00
Less: * Actual Disbursements	5,170,023.02	18,130,866.83	23,300,889.85
(Over)/Under spending~	39,833,594.98	(13,881,586.83)	25,952,008.15



In following-up, pls. cite DMS ref #

2017-BA-0067788

REPUBLIC OF THE PHILIPPINES
DEPARTMENT OF BUDGET AND MANAGEMENT
GENERAL SOLANO STREET, SAN MIGUEL, MANILA

ACKNOWLEDGEMENT RECEIPT

The **DEPARTMENT OF BUDGET AND MANAGEMENT** hereby acknowledges the receipt of your letter/request which has been uploaded to the DBM-Document Management System and routed to the appropriate office/s with the following information:

Sender: NEDA - PSA - PERSONAL DELIVERY

Document Title: NEDA-PSA-QUARTERLY REPORT OF REVENUE AND OTHER RECEIPTS AND MONTHLY REPORT OF DISBURSEMENTS FUND CLUSTER 01 AS OF QUARTER ENDING JUNE 30, 2017

Document Reference No: 2017-BA-0067788

Date and Time Uploaded: Monday, July 31, 2017 2:28:44 PM

Uploaded By: RECEIVING Isay

Routed To: BMB-A Elsa Abundo


CC:

Total no of pages received: 1 copy and 13 pages

The determination of the completeness of the documentary requirements submitted, if any, is subject to the evaluation of the technical person in charge.

This receipt is system generated and does not require signature.

Received by:



DOCUMENT
MANAGEMENT
SYSTEM



Republic of the Philippines
Philippine Statistics Authority

Reference No. 17FAS03-379

July 28, 2017

MR. USMIN P. DIAMEL
Director IV
Office of the Director
COA-Government Accountancy Office
Commonwealth Ave., Quezon City

Government Accountancy Office
Office of the Director
COA-Government Accountancy Office
Commonwealth Ave., Quezon City
JUL 31 2017
[Signature]



Dear Sir:

We are transmitting the following Financial Accountability Reports:

- a) Consolidated Monthly Report of Disbursement for the months June 2017 (Regular Fund)
- b) Consolidated Quarterly Report of Revenue and Other Receipts as of the quarter ending June 30, 2017

Please acknowledge receipt. Thank you.

Very truly yours,


MS. EVELYN F. TOLENTINO
Chief Accountant
PSA


ACKNOWLEDGMENT RECEIPT

MS. EVELYN F. TOLENTINO
Chief Accountant
PSA


This is to acknowledge receipt of the reports as mentioned above

Received by: _____

Date Received: _____

MONTHLY REPORT OF DISBURSEMENTS
For the month of June, 2017

Department: National Economic and Development Authority (NEDA)											Agency: Philippine Statistics Authority							
Organization Code (UACS): 240080000000											Fund Cluster: 01 - Regular Agency Fund							
PARTICULARS	CURRENT YEAR BUDGET					PRIOR YEAR'S BUDGET												SUB-TOTAL
						PRIOR YEAR'S ACCOUNTS PAYABLE					CURRENT YEAR'S ACCOUNTS PAYABLE							
	PS	MOOE	Fin. Exp	C O	TOTAL	PS	MOOE	Fin. Exp	CO	Sub-Total	PS	MO	Fin. Exp	CO	Sub-Total	TOTAL		
1	2	3	4	5	6=(2+3+4+5)	7	8	9	10	11=(7+8+9+10)	12	13	14	15	16=(12+13+14+15)	17=(11+16)	18=(6+17)	
Notice of Cash Allocation (NCA)	73,312,380.01	147,820,430.21			221,132,810.22		824,030.08		25,553.57	849,583.65						849,584	221,982,393.87	
MDS Checks Issued	26,135,819.70	46,101,525.98			72,237,345.68												72,237,345.68	
National Economic and Development Authority (NEDA)	26,135,819.70	46,101,525.98			72,237,345.68												72,237,345.68	
Philippine Statistics Authority	26,135,819.70	46,101,525.98			72,237,345.68												72,237,345.68	
National Capital Region (NCR)	9,026,437.17	5,889,404.43			14,915,841.60												14,915,841.60	
Central Office	7,080,277.93	5,292,464.72			12,372,742.65												12,372,742.65	
Regional Statistical Services Office - NCR	1,946,159.24	596,939.71			2,543,098.95												2,543,098.95	
Region I - Ilocos	9,212.92	2,157,867.64			2,167,080.56												2,167,080.56	
Regional Statistical Services Office - I	9,212.92	2,157,867.64			2,167,080.56												2,167,080.56	
Cordillera Administrative Region (CAR)	1,564,769.84	4,869,036.97			6,433,806.81												6,433,806.81	
Regional Statistical Services Office - CAR	1,564,769.84	4,869,036.97			6,433,806.81												6,433,806.81	
Region II - Cagayan Valley	1,535,754.83	2,395,013.48			3,930,768.31												3,930,768.31	
Regional Statistical Services Office - II	1,535,754.83	2,395,013.48			3,930,768.31												3,930,768.31	
Region III - Central Luzon	544,316.85	2,288,166.18			2,832,483.03												2,832,483.03	
Regional Statistical Services Office - III	544,316.85	2,288,166.18			2,832,483.03												2,832,483.03	
Region IVA - CALABARZON	989,519.61	3,686,553.82			4,676,073.43												4,676,073.43	
Regional Statistical Services Office - IV-A	989,519.61	3,686,553.82			4,676,073.43												4,676,073.43	
Region IVB - MIMAROPA	1,430,533.74	2,156,242.98			3,586,776.72												3,586,776.72	
Regional Statistical Services Office - IV-B	1,430,533.74	2,156,242.98			3,586,776.72												3,586,776.72	
Region V - Bicol	19,674.96	1,819,652.00			1,839,326.96												1,839,326.96	
Regional Statistical Services Office - V	19,674.96	1,819,652.00			1,839,326.96												1,839,326.96	
Region VI - Western Visayas	5,227,455.54	8,335,952.47			13,563,408.01												13,563,408.01	
Regional Statistical Services Office - VI	5,227,455.54	8,335,952.47			13,563,408.01												13,563,408.01	
Region VII - Central Visayas	51,016.90	449,249.37			500,266.27												500,266.27	
Regional Statistical Services Office - VII	51,016.90	449,249.37			500,266.27												500,266.27	
Region VIII - Eastern Visayas	443,841.46	1,269,664.44			1,713,505.90												1,713,505.90	



Department: National Economic and Development Authority (NEDA)				Operating Unit: All						
Organization Code (UACS): 240080000000				Report Status: ALL						
PARTICULARS	TRUST LIABILITIES				GRAND TOTAL					REMARKS
	PS	MOOE	CO	TOTAL	PS	MOOE	Fin. Exp	CO	TOTAL	
1	19	20	21	22=(19+20+21)	23	24	25	26	27=(23+24+25+26)	28
Notice of Cash Allocation (NCA)					73,312,380.01	148,644,460.29		25,553.57	221,982,393.87	
MDS Checks Issued					26,135,819.70	46,101,525.98			72,237,345.68	
National Economic and Development Authority (NEDA)					26,135,819.70	46,101,525.98			72,237,345.68	
Philippine Statistics Authority					26,135,819.70	46,101,525.98			72,237,345.68	
National Capital Region (NCR)					9,026,437.17	5,889,404.43			14,915,841.60	
Central Office					7,080,277.93	5,292,464.72			12,372,742.65	
Regional Statistical Services Office - NCR					1,946,159.24	596,939.71			2,543,098.95	
Region I - Ilocos					9,212.92	2,157,867.64			2,167,080.56	
Regional Statistical Services Office - I					9,212.92	2,157,867.64			2,167,080.56	
Cordillera Administrative Region (CAR)					1,564,769.84	4,869,036.97			6,433,806.81	
Regional Statistical Services Office - CAR					1,564,769.84	4,869,036.97			6,433,806.81	
Region II - Cagayan Valley					1,535,754.83	2,395,013.48			3,930,768.31	
Regional Statistical Services Office - II					1,535,754.83	2,395,013.48			3,930,768.31	
Region III - Central Luzon					544,316.85	2,288,166.18			2,832,483.03	
Regional Statistical Services Office - III					544,316.85	2,288,166.18			2,832,483.03	
Region IVA - CALABARZON					989,519.61	3,686,553.82			4,676,073.43	
Regional Statistical Services Office - IV-A					989,519.61	3,686,553.82			4,676,073.43	
Region IVB - MIMAROPA					1,430,533.74	2,156,242.98			3,586,776.72	
Regional Statistical Services Office - IV-B					1,430,533.74	2,156,242.98			3,586,776.72	
Region V - Bicol					19,674.96	1,819,652.00			1,839,326.96	
Regional Statistical Services Office - V					19,674.96	1,819,652.00			1,839,326.96	
Region VI - Western Visayas					5,227,455.54	8,335,952.47			13,563,408.01	
Regional Statistical Services Office - VI					5,227,455.54	8,335,952.47			13,563,408.01	
Region VII - Central Visayas					51,016.90	449,249.37			500,266.27	
Regional Statistical Services Office - VII					51,016.90	449,249.37			500,266.27	
Region VIII - Eastern Visayas					443,841.46	1,269,664.44			1,713,505.90	

Department: National Economic and Development Authority (NEDA)											Agency: Philippine Statistics Authority						
Organization Code (UACS): 240080000000											Fund Cluster: 01 - Regular Agency Fund						
PARTICULARS	CURRENT YEAR BUDGET					PRIOR YEAR'S BUDGET											SUB-TOTAL
						PRIOR YEAR'S ACCOUNTS PAYABLE					CURRENT YEAR'S ACCOUNTS PAYABLE						
	PS	MOOE	Fin. Exp	C O	TOTAL	PS	MOOE	Fin. Exp	CO	Sub-Total	PS	MO OE	Fin. Exp	CO	Sub-Total	TOTAL	
1	2	3	4	5	6=(2+3+4+5)	7	8	9	10	11=(7+8+9+10)	12	13	14	15	16=(12+13+14+15)	17=(11+16)	18=(6+17)
Regional Statistical Services Office - VIII	443,841.46	1,269,664.44			1,713,505.90												1,713,505.90
Region IX - Zamboanga Peninsula	52,180.81	213,943.86			266,124.67												266,124.67
Regional Statistical Services Office - IX	52,180.81	213,943.86			266,124.67												266,124.67
Region X - Northern Mindanao		243,998.47			243,998.47												243,998.47
Regional Statistical Services Office - X		243,998.47			243,998.47												243,998.47
Region XI - Davao	257,756.17	946,310.03			1,204,066.20												1,204,066.20
Regional Statistical Services Office - XI	257,756.17	946,310.03			1,204,066.20												1,204,066.20
Region XII - SOCCSKSARGEN	2,971,329.46	5,281,817.97			8,253,147.43												8,253,147.43
Regional Statistical Services Office - XII	2,971,329.46	5,281,817.97			8,253,147.43												8,253,147.43
Region XIII - CARAGA	1,155,362.63	2,580,042.68			3,735,405.31												3,735,405.31
Regional Statistical Services Office - XIII	1,155,362.63	2,580,042.68			3,735,405.31												3,735,405.31
Autonomous Region in Muslim Mindanao (ARMM)	856,656.81	1,518,609.19			2,375,266.00												2,375,266.00
Regional Statistical Services Office - ARMM	856,656.81	1,518,609.19			2,375,266.00												2,375,266.00
Advice to Debit Account	47,176,560.31	101,718,904.23			148,895,464.54	824,030.08			25,553.57	849,583.65						849,583.65	149,745,048.19
National Economic and Development Authority (NEDA)	47,176,560.31	101,718,904.23			148,895,464.54	824,030.08			25,553.57	849,583.65						849,583.65	149,745,048.19
Philippine Statistics Authority	47,176,560.31	101,718,904.23			148,895,464.54	824,030.08			25,553.57	849,583.65						849,583.65	149,745,048.19
National Capital Region (NCR)	14,335,363.87	43,664,684.82			58,000,048.69	824,030.08			25,553.57	849,583.65						849,583.65	58,849,632.34
Central Office	11,515,863.25	30,843,569.47			42,359,432.72	824,030.08			25,553.57	849,583.65						849,583.65	43,209,016.37
Regional Statistical Services Office - NCR	2,819,500.62	12,821,115.35			15,640,615.97												15,640,615.97
Region I - Ilocos	2,742,023.48	19,755,394.41			22,497,417.89												22,497,417.89
Regional Statistical Services Office - I	2,742,023.48	19,755,394.41			22,497,417.89												22,497,417.89
Cordillera Administrative Region (CAR)	781,894.83	978,308.83			1,760,203.66												1,760,203.66
Regional Statistical Services Office - CAR	781,894.83	978,308.83			1,760,203.66												1,760,203.66
Region II - Cagayan Valley	1,386,172.98	785,335.26			2,171,508.24												2,171,508.24
Regional Statistical Services Office - II	1,386,172.98	785,335.26			2,171,508.24												2,171,508.24
Region III - Central Luzon	4,690,850.53	5,048,033.37			9,738,883.90												9,738,883.90
Regional Statistical Services Office - III	4,690,850.53	5,048,033.37			9,738,883.90												9,738,883.90

Department: National Economic and Development Authority (NEDA)					Operating Unit: All					
Organization Code (UACS): 240080000000					Report Status: ALL					
PARTICULARS	TRUST LIABILITIES				GRAND TOTAL					REMARKS
	PS	MOOE	CO	TOTAL	PS	MOOE	Fin, Exp	CO	TOTAL	
1	19	20	21	22=(19+20+21)	23	24	25	26	27=(23+24+25+26)	28
Regional Statistical Services Office - VIII					443,841.46	1,269,664.44			1,713,505.90	
Region IX - Zamboanga Peninsula					52,180.81	213,943.86			266,124.67	
Regional Statistical Services Office - IX					52,180.81	213,943.86			266,124.67	
Region X - Northern Mindanao						243,998.47			243,998.47	
Regional Statistical Services Office - X						243,998.47			243,998.47	
Region XI - Davao					257,756.17	946,310.03			1,204,066.20	
Regional Statistical Services Office - XI					257,756.17	946,310.03			1,204,066.20	
Region XII - SOCCSKSARGEN					2,971,329.46	5,281,817.97			8,253,147.43	
Regional Statistical Services Office - XII					2,971,329.46	5,281,817.97			8,253,147.43	
Region XIII - CARAGA					1,155,362.63	2,580,042.68			3,735,405.31	
Regional Statistical Services Office - XIII					1,155,362.63	2,580,042.68			3,735,405.31	
Autonomous Region in Muslim Mindanao (ARMM)					856,656.81	1,518,609.19			2,375,266.00	
Regional Statistical Services Office - ARMM					856,656.81	1,518,609.19			2,375,266.00	
Advice to Debit Account					47,176,560.31	102,542,934.31		25,553.57	149,745,048.19	
National Economic and Development Authority (NEDA)					47,176,560.31	102,542,934.31		25,553.57	149,745,048.19	
Philippine Statistics Authority					47,176,560.31	102,542,934.31		25,553.57	149,745,048.19	
National Capital Region (NCR)					14,335,363.87	44,488,714.90		25,553.57	58,849,632.34	
Central Office					11,515,863.25	31,667,599.55		25,553.57	43,209,016.37	
Regional Statistical Services Office - NCR					2,819,500.62	12,821,115.35			15,640,615.97	
Region I - Ilocos					2,742,023.48	19,755,394.41			22,497,417.89	
Regional Statistical Services Office - I					2,742,023.48	19,755,394.41			22,497,417.89	
Cordillera Administrative Region (CAR)					781,894.83	978,308.83			1,760,203.66	
Regional Statistical Services Office - CAR					781,894.83	978,308.83			1,760,203.66	
Region II - Cagayan Valley					1,386,172.98	785,335.26			2,171,508.24	
Regional Statistical Services Office - II					1,386,172.98	785,335.26			2,171,508.24	
Region III - Central Luzon					4,690,850.53	5,048,033.37			9,738,883.90	
Regional Statistical Services Office - III					4,690,850.53	5,048,033.37			9,738,883.90	

[illegible]

Department: National Economic and Development Authority (NEDA)				Operating Unit: All						
Organization Code (UACS): 240080000000				Report Status: ALL						
PARTICULARS	TRUST LIABILITIES				GRAND TOTAL					REMARKS
	PS	MOOE	CO	TOTAL	PS	MOOE	Fin. Exp	CO	TOTAL	
1	19	20	21	22=(19+20+21)	23	24	25	26	27=(23+24+25+26)	28
Region IVA - CALABARZON					2,097,651.78	1,030,785.05			3,128,436.83	
Regional Statistical Services Office - IV-A					2,097,651.78	1,030,785.05			3,128,436.83	
Region IVB - MIMAROPA					584,214	1297849.17			1,882,063	
Regional Statistical Services Office - IV-B					584,214	1297849.17			1,882,063	
Region V - Bicol					3,483,306.19	4,996,276.69			8,479,582.88	
Regional Statistical Services Office - V					3,483,306.19	4,996,276.69			8,479,582.88	
Region VII - Central Visayas					3,972,063.97	1,466,769.99			5,438,833.96	
Regional Statistical Services Office - VII					3,972,063.97	1,466,769.99			5,438,833.96	
Region VIII - Eastern Visayas					4,331,887.37	6,639,999.69			10,971,887.06	
Regional Statistical Services Office - VIII					4,331,887.37	6,639,999.69			10,971,887.06	
Region IX - Zamboanga Peninsula					2,208,906.39	5,959,805.50			8,168,711.89	
Regional Statistical Services Office - IX					2,208,906.39	5,959,805.50			8,168,711.89	
Region X - Northern Mindanao					2,342,064.42	4,396,337.12			6,738,401.54	
Regional Statistical Services Office - X					2,342,064.42	4,396,337.12			6,738,401.54	
Region XI - Davao					3,462,113.74	5,168,875.88			8,630,989.62	
Regional Statistical Services Office - XI					3,462,113.74	5,168,875.88			8,630,989.62	
Region XIII - CARAGA					758047.2	530,448			1,288,496	
Regional Statistical Services Office - XIII					758047.2	530,448			1,288,496	
Notice of Transfer of Allocation (NTA)					1107688.43	18,176,738			19,284,426	
MDS Checks Issued					1107688.43	2,681,947			3,789,635	
National Economic and Development Authority (NEDA)					1107688.43	2681946.64			3789635.07	
Philippine Statistics Authority					1107688.43	2681946.64			3789635.07	
Autonomous Region in Muslim Mindanao (ARMM)					1107688.43	2681946.64			3789635.07	
Regional Statistical Services Office - ARMM					1107688.43	2681946.64			3789635.07	
Advice to Debit Account						15494791.24			15494791.24	
National Economic and Development Authority (NEDA)						15494791.24			15494791.24	
Philippine Statistics Authority						15494791.24			15494791.24	

Department: National Economic and Development Authority (NEDA)										Agency: Philippine Statistics Authority								
Organization Code (UACS): 240080000000										Fund Cluster: 01 - Regular Agency Fund								
PARTICULARS	CURRENT YEAR BUDGET					PRIOR YEAR'S BUDGET												SUB-TOTAL
						PRIOR YEAR'S ACCOUNTS PAYABLE					CURRENT YEAR'S ACCOUNTS PAYABLE							
	PS	MOOE	Fin. Exp	C O	TOTAL	PS	MOOE	Fin. Exp	CO	Sub-Total	PS	MO OE	Fin. Exp	CO	Sub-Total	TOTAL		
1	2	3	4	5	6=(2+3+4+5)	7	8	9	10	11=(7+8+9+10)	12	13	14	15	16=(12+13+14+15)	17=(11+16)	18=(6+17)	
National Capital Region (NCR)		15494791.24			15494791.24												15494791.24	
Central Office		15494791.24			15494791.24												15494791.24	
Tax Remittance Advices Issued (TRA)	12,714,861.87	7,437,660.90			20,152,522.77	46643.22			1443.43	48086.65						48086.65	20,200,609.42	
National Economic and Development Authority (NEDA)	12,714,861.87	7,437,660.90			20,152,522.77	46643.22			1443.43	48086.65						48086.65	20,200,609.42	
Philippine Statistics Authority	12,714,861.87	7,437,660.90			20,152,522.77	46643.22			1443.43	48086.65						48086.65	20,200,609.42	
National Capital Region (NCR)	9,045,904.87	5,262,284.52			14,308,189.39	46643.22			1443.43	48086.65						48086.65	14,356,276.04	
Central Office	8,577,568.23	5,028,403.51			13,605,971.74	46643.22			1443.43	48086.65						48086.65	13,654,058.39	
Regional Statistical Services Office - NCR	468,336.64	233,881.01			702,217.65												702,217.65	
Region I - Ilocos	67,276.95	78,165.70			145,442.65												145,442.65	
Regional Statistical Services Office - I	67,276.95	78,165.70			145,442.65												145,442.65	
Cordillera Administrative Region (CAR)	310,166.66	206,436.56			516,603.22												516,603.22	
Regional Statistical Services Office - CAR	310,166.66	206,436.56			516,603.22												516,603.22	
Region II - Cagayan Valley	295,883.70	89,283.98			385,167.68												385,167.68	
Regional Statistical Services Office - II	295,883.70	89,283.98			385,167.68												385,167.68	
Region III - Central Luzon	398,407.63	163,450.28			561,857.91												561,857.91	
Regional Statistical Services Office - III	398,407.63	163,450.28			561,857.91												561,857.91	
Region IVA - CALABARZON	372,131.90	207,528.39			579,660.29												579,660.29	
Regional Statistical Services Office - IV-A	372131.9	207528.39			579660.29												579660.29	
Region IVB - MIMAROPA	261556.02	181559.97			443115.99												443115.99	
Regional Statistical Services Office - IV-B	261,556.02	181,559.97			443,115.99												443,115.99	
Region V - Bicol	296,221.09	248,487.10			544,708.19												544,708.19	
Regional Statistical Services Office - V	296,221.09	248,487.10			544,708.19												544,708.19	
Region VII - Central Visayas	90,267.54	25,704.11			115,971.65												115,971.65	
Regional Statistical Services Office - VII	90,267.54	25,704.11			115,971.65												115,971.65	
Region VIII - Eastern Visayas	301,049.08	211,724.15			512,773.23												512,773.23	
Regional Statistical Services Office - VIII	301,049.08	211,724.15			512,773.23												512,773.23	
Region IX - Zamboanga Peninsula	227,423.77	128,616.44			356,040.21												356,040.21	
Regional Statistical Services Office - IX	227,423.77	128,616.44			356,040.21												356,040.21	

Department: National Economic and Development Authority (NEDA)				Operating Unit: All						
Organization Code (UACS): 240080000000				Report Status: ALL						
PARTICULARS	TRUST LIABILITIES				GRAND TOTAL					REMARKS
	PS	MOOE	CO	TOTAL	PS	MOOE	Fin. Exp	CO	TOTAL	
1	19	20	21	22=(19+20+21)	23	24	25	26	27=(23+24+25+26)	28
National Capital Region (NCR)						15494791.24			15494791.24	
Central Office						15494791.24			15494791.24	
Tax Remittance Advices Issued (TRA)					12,714,861.87	7,484,304.12		1443.43	20,200,609.42	
National Economic and Development Authority (NEDA)					12,714,861.87	7,484,304.12		1443.43	20,200,609.42	
Philippine Statistics Authority					12,714,861.87	7,484,304.12		1443.43	20,200,609.42	
National Capital Region (NCR)					9,045,904.87	5,308,927.74		1443.43	14,356,276.04	
Central Office					8,577,568.23	5,075,046.73		1443.43	13,654,058.39	
Regional Statistical Services Office - NCR					468,336.64	233,881.01			702,217.65	
Region I - Ilocos					67,276.95	78,165.70			145,442.65	
Regional Statistical Services Office - I					67,276.95	78,165.70			145,442.65	
Cordillera Administrative Region (CAR)					310,166.66	206,436.56			516,603.22	
Regional Statistical Services Office - CAR					310,166.66	206,436.56			516,603.22	
Region II - Cagayan Valley					295,883.70	89,283.98			385,167.68	
Regional Statistical Services Office - II					295,883.70	89,283.98			385,167.68	
Region III - Central Luzon					398,407.63	163,450.28			561,857.91	
Regional Statistical Services Office - III					398,407.63	163,450.28			561,857.91	
Region IVA - CALABARZON					372,131.90	207,528.39			579,660.29	
Regional Statistical Services Office - IV-A					372131.9	207528.39			579660.29	
Region IVB - MIMAROPA					261556.02	181559.97			443115.99	
Regional Statistical Services Office - IV-B					261,556.02	181,559.97			443,115.99	
Region V - Bicol					296,221.09	248,487.10			544,708.19	
Regional Statistical Services Office - V					296,221.09	248,487.10			544,708.19	
Region VII - Central Visayas					90,267.54	25,704.11			115,971.65	
Regional Statistical Services Office - VII					90,267.54	25,704.11			115,971.65	
Region VIII - Eastern Visayas					301,049.08	211,724.15			512,773.23	
Regional Statistical Services Office - VIII					301,049.08	211,724.15			512,773.23	
Region IX - Zamboanga Peninsula					227,423.77	128,616.44			356,040.21	
Regional Statistical Services Office - IX					227,423.77	128,616.44			356,040.21	

Department: National Economic and Development Authority (NEDA)				Operating Unit: All						
Organization Code (UACS): 240080000000				Report Status: ALL						
PARTICULARS	TRUST LIABILITIES				GRAND TOTAL					REMARKS
	PS	MOOE	CO	TOTAL	PS	MOOE	Fin. Exp	CO	TOTAL	
1	19	20	21	22=(19+20+21)	23	24	25	26	27=(23+24+25+26)	28
Region X - Northern Mindanao					279,713.38	251,230.25			530,943.63	
Regional Statistical Services Office - X					279,713.38	251,230.25			530,943.63	
Region XI - Davao					138,501.58	67,753.21			206,254.79	
Regional Statistical Services Office - XI					138,501.58	67,753.21			206,254.79	
Region XII - SOCCSKSARGEN					152,180.53	47,344.98			199,525.51	
Regional Statistical Services Office - XII					152,180.53	47,344.98			199,525.51	
Region XIII - CARAGA					257,308.66	136,636.64			393,945.30	
Regional Statistical Services Office - XIII					257308.66	136636.64			393945.3	
Autonomous Region in Muslim Mindanao (ARMM)					220868.51	131454.62			352323.13	
Regional Statistical Services Office - ARMM					220868.51	131454.62			352323.13	
Grand Total					87,134,930.31	174,305,502.29		26,997.00	261,467,429.60	

Department: National Economic and Development Authority (NEDA)											Agency: Philippine Statistics Authority							
Organization Code (UACS): 240080000000											Fund Cluster: 01 - Regular Agency Fund							
PARTICULARS	CURRENT YEAR BUDGET					PRIOR YEAR'S BUDGET												SUB-TOTAL
						PRIOR YEAR'S ACCOUNTS PAYABLE					CURRENT YEAR'S ACCOUNTS PAYABLE							
	PS	MOOE	Fin. Exp	C O	TOTAL	PS	MOOE	Fin. Exp	CO	Sub-Total	PS	MO OE	Fin. Exp	CO	Sub-Total	TOTAL		
1	2	3	4	5	6=(2+3+4+5)	7	8	9	10	11=(7+8+9+10)	12	13	14	15	16=(12+13+14+15)	17=(11+16)	18=(6+17)	
Region X - Northern Mindanao	279,713.38	251,230.25			530,943.63												530,943.63	
Regional Statistical Services Office - X	279,713.38	251,230.25			530,943.63												530,943.63	
Region XI - Davao	138,501.58	67,753.21			206,254.79												206,254.79	
Regional Statistical Services Office - XI	138,501.58	67,753.21			206,254.79												206,254.79	
Region XII - SOCCSKSARGEN	152,180.53	47,344.98			199,525.51												199,525.51	
Regional Statistical Services Office - XII	152,180.53	47,344.98			199,525.51												199,525.51	
Region XIII - CARAGA	257,308.66	136,636.64			393,945.30												393,945.30	
Regional Statistical Services Office - XIII	257308.66	136636.64			393945.3												393945.3	
Autonomous Region in Muslim Mindanao (ARMM)	220868.51	131454.62			352323.13												352323.13	
Regional Statistical Services Office - ARMM	220868.51	131454.62			352323.13												352323.13	
Grand Total	87,134,930.31	173,434,828.99			260,569,759.30		870,673.30		26,997.00	897,670.30						897,670.30	261,467,429.60	

Summary			
PARTICULARS	PREVIOUS REPORT	CURRENT MONTH	AS OF DATE
(1)	(2)	(3)	(4)
Total Disbursement Authorities Received			
NCA	1,745,691,045.75	345,313,461.25	2,091,004,507.00
Working Fund	8,830,465.51	740,438.00	9,570,903.51
TRA	92,285,969.63	19,898,432.90	112,184,402.53
CDC			
NCAA			
Others (CDT, BTr Docs Stamp, etc.)	111489.56	340.37	111,829.93
Less: Notice of Transfer Allocations (NTA)* issued	146,740,707.39	5,073,673.57	151,814,380.96
Total Disbursements Authorities Available	1,700,178,263.06	360,878,998.95	2,061,057,262.01
Less			
Lapsed NCA	206104854.6	441515330.8	647620185.5
Disbursements	1,117,657,462.24	261,467,429.60	1,379,124,891.84
Balance of Disbursements Authorities as of to date	376,415,946.20	(342,103,761.49)	34,312,184.71
Total Disbursements Program	1,917,108,204.72	368,795,058.40	2,285,903,263.12
Less: * Actual Disbursements	1,208,028,135.05	261,467,429.60	1,469,495,564.65
(Over)/Under spending~	709,080,069.67	107,327,628.80	816,407,698.47

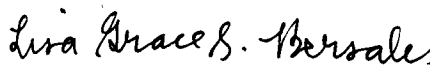
Certified Correct:


EVELYN F. TOLENTINO
Agency Chief Accountant

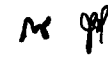
Date:



Approved By:


LISA GRACE S. BERSALES Ph.D.
Undersecretary
National Statistician and Civil Registrar General

Date:





In following-up, pls. cite DMS ref #

2017-BA-0061374

REPUBLIC OF THE PHILIPPINES
DEPARTMENT OF BUDGET AND MANAGEMENT
GENERAL SOLANO STREET, SAN MIGUEL, MANILA

ACKNOWLEDGEMENT RECEIPT

The **DEPARTMENT OF BUDGET AND MANAGEMENT** hereby acknowledges the receipt of your letter/request which has been uploaded to the DBM-Document Management System and routed to the appropriate office/s with the following information:

Sender: NEDA - PERSONAL DELIVERY

Document Title: NEDA-PSA-SUBMISSION OF MONTHLY REPORT OF DISBURSEMENTS FOR
THE MONTHS OF JANUARY, FEBRUARY, MARCH, APRIL AND MAY 2017

Document Reference No: 2017-BA-0061374

Date and Time Uploaded: Tuesday, July 11, 2017 3:04:30 PM

Uploaded By: RECEIVING Rachel

Routed To: BMB-A Elsa Abundo

cc:

Total no. of pages received: 1 copy and 60 pages

The determination of the completeness of the documentary requirements submitted, if any, is subject to the evaluation of the technical person in charge.

This receipt is system generated and does not require signature.

Received by:



DOCUMENT
MANAGEMENT
SYSTEM



Republic of the Philippines
Philippine Statistics Authority

Reference No. 17FAS03-309

July 10, 2017

MR. USMIN P. DIAMEL
Director IV
Office of the Director
COA-Government Accountancy Office
Commonwealth Ave., Quezon City

Government Accountancy Office
Office of the Director
JUL 12 2017

Dear Sir:

We are transmitting the following Financial Accountability Reports:

- a) Consolidated Monthly Report of Disbursement for the months January to May 2017 (Regular Fund)
- b) Consolidated Quarterly Report of Revenue and Other Receipts as of the quarter ending March 31, 2017

Please acknowledge receipt. Thank you.

Very truly yours,


MS. EVELYN F. TOLENTINO
Chief Accountant
PSA 

ACKNOWLEDGMENT RECEIPT

MS. EVELYN F. TOLENTINO
Chief Accountant
PSA


This is to acknowledge receipt of the reports as mentioned above

Received by: _____

Date Received: _____

MONTHLY REPORT OF DISBURSEMENTS
For the month of May, 2017

Department: National Economic and Development Authority (NEDA)											Agency: Philippine Statistics Authority						
Organization Code (UACS): 240080000000											Fund Cluster: 01 - Regular Agency Fund						
PARTICULARS	CURRENT YEAR BUDGET					PRIOR YEAR'S ACCOUNTS PAYABLE					CURRENT YEAR'S ACCOUNTS PAYABLE						
	PS	MOOE	Fin. Exp	CO	TOTAL	PS	MOOE	Fin. Exp	CO	Sub-Total	PS	MO	OE	Fin. Exp	CO	Sub-Total	TOTAL
	2	3	4	5	6=(2+3+4+5)	7	8	9	10	11=(7+8+9+10)	12	13	14	15	16=(12+13+14+15)	17=(11+16)	18=(6+17)
Notice of Cash Allocation (NCA)	113,514,554.14	124,008,208.84		107,514.29	237,630,277.27		13,447,156.75		13,186,273.11	26,633,429.86						26,633,430	264,263,707.13
MDS Checks Issued	34,176,725.97	57,371,408.22			91,548,134.19												91,548,134.19
National Economic and Development Authority (NEDA)	34,176,725.97	57,371,408.22			91,548,134.19												91,548,134.19
Philippine Statistics Authority	34,176,725.97	57,371,408.22			91,548,134.19												91,548,134.19
National Capital Region (NCR)	9,464,006.83	24,496,552.00			33,960,558.83												33,960,558.83
Central Office	8,464,268.28	23,877,867.89			32,342,136.17												32,342,136.17
Regional Statistical	999,738.55	618,684.11			1,618,422.66												1,618,422.66
Region I - Ilocos	193,569.10	293,284.63			486,853.73												486,853.73
Regional Statistical	193,569.10	293,284.63			486,853.73												486,853.73
Cordillera Administrative Region (CAR)	2,914,883.69	1,387,647.23			4,302,530.92												4,302,530.92
Regional Statistical	2,914,883.69	1,387,647.23			4,302,530.92												4,302,530.92
Region II - Cagayan Valley	874,005.94	2,884,838.12			3,758,844.06												3,758,844.06
Regional Statistical	874,005.94	2,884,838.12			3,758,844.06												3,758,844.06
Region III - Central Luzon	847,954.81	422,442.86			1,270,397.67												1,270,397.67
Regional Statistical	847,954.81	422,442.86			1,270,397.67												1,270,397.67
Region IVA - CALABARZON	2,042,441.04	3,495,538.00			5,537,979.04												5,537,979.04
Regional Statistical	2,042,441.04	3,495,538.00			5,537,979.04												5,537,979.04
Region IVB - MIMAROPA	2,484,935.99	2,801,169.57			5,286,105.56												5,286,105.56
Regional Statistical	2,484,935.99	2,801,169.57			5,286,105.56												5,286,105.56
Region V - Bicol	19,674.96	200,752.47			220,427.43												220,427.43
Regional Statistical	19,674.96	200,752.47			220,427.43												220,427.43
Region VI - Western Visayas	4,816,057.57	9,892,175.79			14,708,233.36												14,708,233.36
Regional Statistical	4,816,057.57	9,892,175.79			14,708,233.36												14,708,233.36
Region VII - Central Visayas	50,190.05	367,495.85			417,685.90												417,685.90
Regional Statistical	50,190.05	367,495.85			417,685.90												417,685.90
Region VIII - Eastern Visayas	280,700.01	229,368.74			510,068.75												510,068.75
Regional Statistical	280,700.01	229,368.74			510,068.75												510,068.75
Region IX - Zamboanga Peninsula	52,180.81	1,905,268.21			1,957,449.02												1,957,449.02
Regional Statistical	52,180.81	1,905,268.21			1,957,449.02												1,957,449.02
Region X - Northern Mindanao		66,564.18			66,564.18												66,564.18



Department: National Economic and Development Authority (NE				Operating Unit: All						
Organization Code (UACS): 240080000000				Report Status: ALL						
PARTICULARS	TRUST LIABILITIES				GRAND TOTAL					REMARKS
	PS	MOOE	CO	TOTAL	PS	MOOE	Fin. Exp	CO	TOTAL	
1	19	20	21	22=(19+20+21)	23	24	25	26	27=(23+24+25+26)	28
Notice of Cash Allocation (NCA)					113,514,554.14	137,455,365.59		13,293,787.40	264,263,707.13	
MDS Checks Issued					34,176,725.97	57,371,408.22			91,548,134.19	
National Economic and Development Authority (NEDA)					34,176,725.97	57,371,408.22			91,548,134.19	
Philippine Statistics Authority					34,176,725.97	57,371,408.22			91,548,134.19	
National Capital Region (NCR)					9,464,006.83	24,496,552.00			33,960,558.83	
Central Office					8,464,268.28	23,877,867.89			32,342,136.17	
Regional Statistical					999,738.55	618,684.11			1,618,422.66	
Region I - Ilocos					193,569.10	293,284.63			486,853.73	
Regional Statistical					193,569.10	293,284.63			486,853.73	
Cordillera Administrative Region (CAR)					2,914,883.69	1,387,647.23			4,302,530.92	
Regional Statistical					2,914,883.69	1,387,647.23			4,302,530.92	
Region II - Cagayan Valley					874,005.94	2,884,838.12			3,758,844.06	
Regional Statistical					874,005.94	2,884,838.12			3,758,844.06	
Region III - Central Luzon					847,954.81	422,442.86			1,270,397.67	
Regional Statistical					847,954.81	422,442.86			1,270,397.67	
Region IVA - CALABARZON					2,042,441.04	3,495,538.00			5,537,979.04	
Regional Statistical					2,042,441.04	3,495,538.00			5,537,979.04	
Region IVB - MIMAROPA					2,484,935.99	2,801,169.57			5,286,105.56	
Regional Statistical					2,484,935.99	2,801,169.57			5,286,105.56	
Region V - Bicol					19,674.96	200,752.47			220,427.43	
Regional Statistical					19,674.96	200,752.47			220,427.43	
Region VI - Western Visayas					4,816,057.57	9,892,175.79			14,708,233.36	
Regional Statistical					4,816,057.57	9,892,175.79			14,708,233.36	
Region VII - Central Visayas					50,190.05	367,495.85			417,685.90	
Regional Statistical					50,190.05	367,495.85			417,685.90	
Region VIII - Eastern Visayas					280,700.01	229,368.74			510,068.75	
Regional Statistical					280,700.01	229,368.74			510,068.75	
Region IX - Zamboanga Peninsula					52,180.81	1,905,268.21			1,957,449.02	
Regional Statistical					52,180.81	1,905,268.21			1,957,449.02	
Region X - Northern Mindanao						66,564.18			66,564.18	

Department: National Economic and Development Authority (NEDA)										Agency: Philippine Statistics Authority							
Organization Code (UACS): 240080000000										Fund Cluster: 01 - Regular Agency Fund							
PARTICULARS	CURRENT YEAR BUDGET					PRIOR YEAR'S ACCOUNTS PAYABLE										SUB-TOTAL	
						PRIOR YEAR'S ACCOUNTS PAYABLE					CURRENT YEAR'S ACCOUNTS PAYABLE						
	PS	MOOE	Fin. Exp	CO	TOTAL	PS	MOOE	Fin. Exp	CO	Sub-Total	PS	MOOE	Fin. Exp	CO	Sub-Total		TOTAL
1	2	3	4	5	6=(2+3+4+5)	7	8	9	10	11=(7+8+9+10)	12	13	14	15	16=(12+13+14+15)	17=(11+16)	18=(6+17)
Regional Statistical		66,564.18			66,564.18												66,564.18
Region XI - Davao Regional Statistical	257,322.44	910,324.96			1,167,647.40												1,167,647.40
Region XII - SOCCSKSARGEN Regional Statistical	257,322.44	910,324.96			1,167,647.40												1,167,647.40
Region XIII - CARAGA Regional Statistical	3,933,782.31	4,324,201.63			8,257,983.94												8,257,983.94
Autonomous Region in Muslim Mindanao Regional Statistical	3,933,782.31	4,324,201.63			8,257,983.94												8,257,983.94
Region XIII - CARAGA Regional Statistical	2,219,007.15	2,027,797.25			4,246,804.40												4,246,804.40
Autonomous Region in Muslim Mindanao Regional Statistical	2,219,007.15	2,027,797.25			4,246,804.40												4,246,804.40
Region XIII - CARAGA Regional Statistical	3,726,013.27	1,665,986.73			5,392,000.00												5,392,000.00
Region XIII - CARAGA Regional Statistical	3,726,013.27	1,665,986.73			5,392,000.00												5,392,000.00
Advice to Debit Account	79,337,828.17	66,636,800.62		107,514.29	146,082,143.08	13,447,156.75			13,186,273.11	26,633,429.86						26,633,429.86	172,715,572.94
National Economic and Development Authority (NEDA)	79,337,828.17	66,636,800.62		107,514.29	146,082,143.08	13,447,156.75			13,186,273.11	26,633,429.86						26,633,429.86	172,715,572.94
Philippine Statistics Authority	79,337,828.17	66,636,800.62		107,514.29	146,082,143.08	13,447,156.75			13,186,273.11	26,633,429.86						26,633,429.86	172,715,572.94
National Capital Region (NCR)	31,981,799.77	39,255,675.71		107,514.29	71,344,989.77	13,447,156.75			13,186,273.11	26,633,429.86						26,633,429.86	97,978,419.63
Central Office	26,794,266.50	33,887,097.21		107,514.29	60,788,878.00	13,447,156.75			13,186,273.11	26,633,429.86						26,633,429.86	87,422,307.86
Regional Statistical	5,187,533.27	5,368,578.50			10,556,111.77												10,556,111.77
Region I - Ilocos Regional Statistical	4,317,414.22	2,992,680.83			7,310,095.05												7,310,095.05
Cordillera Administrative Region (CAR) Regional Statistical	4,317,414.22	2,992,680.83			7,310,095.05												7,310,095.05
Region II - Cagayan Valley Regional Statistical	1,384,891.73	713,326.53			2,098,218.26												2,098,218.26
Region III - Central Luzon Regional Statistical	1,384,891.73	713,326.53			2,098,218.26												2,098,218.26
Region IV A - CALABARZON Regional Statistical	3,253,542.05	680,128.77			3,933,670.82												3,933,670.82
Region IV B - MIMAROPA Regional Statistical	3,253,542.05	680,128.77			3,933,670.82												3,933,670.82
Region V - Bicol Regional Statistical	5,493,937.25	7,740,540.96			13,234,478.21												13,234,478.21
Region VI - Western Visayas Regional Statistical	5,493,937.25	7,740,540.96			13,234,478.21												13,234,478.21
Region VII - Central Visayas Regional Statistical	3,968,865.13	443,437.07			4,412,302.20												4,412,302.20
Region VIII - Eastern Visayas Regional Statistical	3,968,865.13	443,437.07			4,412,302.20												4,412,302.20
Region IX - Zamboanga Peninsula Regional Statistical	1,262,750	826,121.57			2,088,871												2,088,871
Region X - Negros Oriental Regional Statistical	1,262,750	826,121.57			2,088,871												2,088,871
Region XI - Davao Regional Statistical	4,629,960.43	2,735,476.43			7,365,436.86												7,365,436.86
Region XII - SOCCSKSARGEN Regional Statistical	4,629,960.43	2,735,476.43			7,365,436.86												7,365,436.86
Region XIII - CARAGA Regional Statistical	5,107,509.66	1,496,176.27			6,603,685.93												6,603,685.93
Region XIV - Sulu Regional Statistical	5,107,509.66	1,496,176.27			6,603,685.93												6,603,685.93
Region XV - Palawan Regional Statistical	4,726,571.63	2,399,224.60			7,125,796.23												7,125,796.23
Region XVI - Marikina City Regional Statistical	4,726,571.63	2,399,224.60			7,125,796.23												7,125,796.23

Department: National Economic and Development Authority (NE					Operating Unit: All					
Organization Code (UACS): 240080000000					Report Status: ALL					
PARTICULARS	TRUST LIABILITIES				GRAND TOTAL					REMARKS
	PS	MOOE	CO	TOTAL	PS	MOOE	Fin. Exp	CO	TOTAL	
1	19	20	21	22=(19+20+21)	23	24	25	26	27=(23+24+25+26)	28
Regional Statistical						66,564.18			66,564.18	
Region XI - Davao Regional Statistical					257,322.44	910,324.96			1,167,647.40	
Region XII - SOCCSKSARGEN Regional Statistical					257,322.44	910,324.96			1,167,647.40	
Region XIII - CARAGA Regional Statistical					3,933,782.31	4,324,201.63			8,257,983.94	
Autonomous Region in Muslim Mindanao Regional Statistical					3,933,782.31	4,324,201.63			8,257,983.94	
Region XIII - CARAGA Regional Statistical					2,219,007.15	2,027,797.25			4,246,804.40	
Autonomous Region in Muslim Mindanao Regional Statistical					2,219,007.15	2,027,797.25			4,246,804.40	
Autonomous Region in Muslim Mindanao Regional Statistical					3,726,013.27	1,665,986.73			5,392,000.00	
Autonomous Region in Muslim Mindanao Regional Statistical					3,726,013.27	1,665,986.73			5,392,000.00	
Advice to Debit Account National Economic and Development Authority (NEDA)					79,337,828.17	80,083,957.37		13,293,787.40	172,715,572.94	
Philippine Statistics Authority National Capital Region (NCR)					79,337,828.17	80,083,957.37		13,293,787.40	172,715,572.94	
Central Office Regional Statistical					31,981,799.77	52,702,832.46		13,293,787.40	97,978,419.63	
Central Office Regional Statistical					26,794,266.50	47,334,253.96		13,293,787.40	87,422,307.86	
Central Office Regional Statistical					5,187,533.27	5,368,578.50			10,556,111.77	
Region I - Ilocos Regional Statistical					4,317,414.22	2,992,680.83			7,310,095.05	
Region I - Ilocos Regional Statistical					4,317,414.22	2,992,680.83			7,310,095.05	
Cordillera Administrative Region (CAR) Regional Statistical					1,384,891.73	713,326.53			2,098,218.26	
Cordillera Administrative Region (CAR) Regional Statistical					1,384,891.73	713,326.53			2,098,218.26	
Region II - Cagayan Valley Regional Statistical					3,253,542.05	680,128.77			3,933,670.82	
Region II - Cagayan Valley Regional Statistical					3,253,542.05	680,128.77			3,933,670.82	
Region III - Central Luzon Regional Statistical					5,493,937.25	7,740,540.96			13,234,478.21	
Region III - Central Luzon Regional Statistical					5,493,937.25	7,740,540.96			13,234,478.21	
Region IVA - CALABARZON Regional Statistical					3,968,865.13	443,437.07			4,412,302.20	
Region IVA - CALABARZON Regional Statistical					3,968,865.13	443,437.07			4,412,302.20	
Region IVB - MIMAROPA Regional Statistical					1,262,750	826121.57			2,088,871	
Region IVB - MIMAROPA Regional Statistical					1,262,750	826121.57			2,088,871	
Region V - Bicol Regional Statistical					4,629,960.43	2,735,476.43			7,365,436.86	
Region V - Bicol Regional Statistical					4,629,960.43	2,735,476.43			7,365,436.86	
Region VII - Central Visayas Regional Statistical					5,107,509.66	1,496,176.27			6,603,685.93	
Region VII - Central Visayas Regional Statistical					5,107,509.66	1,496,176.27			6,603,685.93	
Region VIII - Eastern Visayas Regional Statistical					4,726,571.63	2,399,224.60			7,125,796.23	
Region VIII - Eastern Visayas Regional Statistical					4,726,571.63	2,399,224.60			7,125,796.23	

Department: National Economic and Development Authority (NEDA)										Agency: Philippine Statistics Authority								
Organization Code (UACS): 240080000000										Fund Cluster: 01 - Regular Agency Fund								
PARTICULARS	CURRENT YEAR BUDGET					PRIOR YEAR'S BUDGET												SUB-TOTAL
						PRIOR YEAR'S ACCOUNTS PAYABLE					CURRENT YEAR'S ACCOUNTS PAYABLE							
	PS	MOOE	Fin. Exp	CO	TOTAL	PS	MOOE	Fin. Exp	CO	Sub-Total	PS	MOOE	Fin. Exp	CO	Sub-Total	TOTAL		
1	2	3	4	5	6=(2+3+4+5)	7	8	9	10	11=(7+8+9+10)	12	13	14	15	16=(12+13+14+15)	17=(11+16)	18=(6+17)	
Region IX - Zamboanga Peninsula	3,631,255.20	876,549.91			4,507,805.11												4,507,805.11	
Regional Statistical	3,631,255.20	876,549.91			4,507,805.11												4,507,805.11	
Region X - Northern Mindanao	4,176,952.25	2,374,021.71			6,550,973.96												6,550,973.96	
Regional Statistical	4,176,952.25	2,374,021.71			6,550,973.96												6,550,973.96	
Region XI - Davao	4,361,881.24	3,657,267.71			8,019,148.95												8,019,148.95	
Regional Statistical	4,361,881.24	3,657,267.71			8,019,148.95												8,019,148.95	
Region XIII - CARAGA	1040498.02	446,173			1,486,671												1,486,671	
Regional Statistical Services Office - XIII	1040498.02	446,173			1,486,671												1,486,671	
Notice of Transfer of Allocation (NTA)	701969.51	100,658,772			101,360,742												101,360,742	
MDS Checks Issued	701969.51	4,751,888			5,453,857												5,453,857	
National Economic and Development Authority	701969.51	4,751,887.87			5,453,857.38												5,453,857.38	
Philippine Statistics	701969.51	4,751,887.87			5,453,857.38												5,453,857.38	
National Capital Region (NCR)																		
Central Office																		
Autonomous Region in Muslim Mindanao (ARMM)	701969.51	4,751,887.87			5,453,857.38												5,453,857.38	
Regional Statistical Services Office - ARMM	701969.51	4,751,887.87			5,453,857.38												5,453,857.38	
Advice to Debit Account		95,906,884.23			95,906,884.23												95,906,884.23	
National Economic and Development Authority (NEDA)		95,906,884.23			95,906,884.23												95,906,884.23	
Philippine Statistics		95,906,884.23			95,906,884.23												95,906,884.23	
National Capital Region (NCR)		95,906,884.23			95,906,884.23												95,906,884.23	
Central Office		95,906,884.23			95,906,884.23												95,906,884.23	
Regional Statistical Services Office - NCR																		
Working Fund (NCA issued to BTr)																		
National Economic and Development Authority (NEDA)																		
Philippine Statistics Authority																		
National Capital Region																		
Central Office																		
Tax Remittance Advices Issued (TRA)	12,474,536.02	7,625,908.59			20,100,444.61		894,042.55		746,415.91	1,640,458.46						1,640,458.46	21,740,903.07	
National Economic and Development Authority (NEDA)	12,474,536.02	7,625,908.59			20,100,444.61		894,042.55		746,415.91	1,640,458.46						1,640,458.46	21,740,903.07	
Philippine Statistics Authority	12,474,536.02	7,625,908.59			20,100,444.61		894,042.55		746,415.91	1,640,458.46						1,640,458.46	21,740,903.07	
National Capital Region	8,751,989.49	5,970,038.13			14,722,027.62		894,042.55		746,415.91	1,640,458.46						1,640,458.46	16,362,486.08	

Department: National Economic and Development Authority (NE					Operating Unit: All					
Organization Code (UACS): 240080000000					Report Status: ALL					
PARTICULARS	TRUST LIABILITIES				GRAND TOTAL					REMARKS
	PS	MOOE	CO	TOTAL	PS	MOOE	Fin. Exp	CO	TOTAL	
1	19	20	21	22=(19+20+21)	23	24	25	26	27=(23+24+25+26)	28
Region IX - Zamboanga Peninsula					3,631,255.20	876,549.91			4,507,805.11	
Regional Statistical					3,631,255.20	876,549.91			4,507,805.11	
Region X - Northern Mindanao					4,176,952.25	2,374,021.71			6,550,973.96	
Regional Statistical					4,176,952.25	2,374,021.71			6,550,973.96	
Region XI - Davao					4,361,881.24	3,657,267.71			8,019,148.95	
Regional Statistical					4,361,881.24	3,657,267.71			8,019,148.95	
Region XIII - CARAGA					1040498.02	446,173			1,486,671	
Regional Statistical Services Office - XIII					1040498.02	446,173			1,486,671	
Notice of Transfer of Allocation (NTA)					701969.51	100,658,772			101,360,742	
MDS Checks Issued					701969.51	4,751,888			5,453,857	
National Economic and Development Authority					701,969.51	4,751,887.87			5,453,857.38	
Philippine Statistics					701,969.51	4,751,887.87			5,453,857.38	
National Capital Region (NCR)										
Central Office										
Autonomous Region in Muslim Mindanao (ARMM)					701969.51	4,751,887.87			5,453,857.38	
Regional Statistical Services Office - ARMM					701969.51	4,751,887.87			5,453,857.38	
Advice to Debit Account						95,906,884.23			95,906,884.23	
National Economic and Development Authority (NEDA)						95,906,884.23			95,906,884.23	
Philippine Statistics						95,906,884.23			95,906,884.23	
National Capital Region (NCR)						95,906,884.23			95,906,884.23	
Central Office						95,906,884.23			95,906,884.23	
Regional Statistical Services Office - NCR										
Working Fund (NCA issued to BTr)										
National Economic and Development Authority (NEDA)										
Philippine Statistics Authority										
National Capital Region										
Central Office										
Tax Remittance Advices Issued (TRA)					12,474,536.02	8,519,951.14		746,415.91	21,740,903.07	
National Economic and Development Authority (NEDA)					12,474,536.02	8,519,951.14		746,415.91	21,740,903.07	
Philippine Statistics Authority					12,474,536.02	8,519,951.14		746,415.91	21,740,903.07	
National Capital Region					8,751,989.49	6,864,080.68		746,415.91	16,362,486.08	

PARTICULARS	CURRENT YEAR BUDGET					PRIOR YEAR'S BUDGET												SUB-TOTAL
						PRIOR YEAR'S ACCOUNTS PAYABLE					CURRENT YEAR'S ACCOUNTS PAYABLE							
	PS	MOOE	Fin. Exp	CO	TOTAL	PS	MOOE	Fin. Exp	CO	Sub-Total	PS	MOOE	Fin. Exp	CO	Sub-Total	TOTAL		
1	2	3	4	5	6=(2+3+4+5)	7	8	9	10	11=(7+8+9+10)	12	13	14	15	16=(12+13+14+15)	17=(11+16)	18=(6+17)	
Central Office	8,316,427.61	5,753,534.37			14,069,961.98		894042.55		746415.91	1,640,458.46						1,640,458.46	15,710,420.44	
Regional Statistical Services Office - NCR	435,561.88	216,503.76			652,065.64												652,065.64	
Region I - Ilocos	67,276.95	21,964.77			89,241.72												89,241.72	
Regional Statistical Services Office - I	67,276.95	21,964.77			89,241.72												89,241.72	
Cordillera Administrative	299,051.57	132,022.31			431,073.88												431,073.88	
Regional Statistical Services Office - CAR	299,051.57	132,022.31			431,073.88												431,073.88	
Region II - Cagayan	285,184.02	118,534.82			403,718.84												403,718.84	
Regional Statistical Services Office - II	285,184.02	118,534.82			403,718.84												403,718.84	
Region III - Central Luzon	404,594.63	155,956.32			560,550.95												560,550.95	
Regional Statistical Services Office - III	404,594.63	155,956.32			560,550.95												560,550.95	
Region IVA - CALABARZO	385,113.29	167,038.42			552,151.71												552,151.71	
Regional Statistical Services Office - IV-A	385,113.29	167,038.42			552,151.71												552,151.71	
Region IVB - MIMAROPA	270,627.73	146,779.71			417,407.44												417,407.44	
Regional Statistical Services Office - IV-B	270,627.73	146,779.71			417,407.44												417,407.44	
Region V - Bicol	291,663.10	135,034.22			426,697.32												426,697.32	
Regional Statistical Services Office - V	291663.1	135034.22			426697.32												426697.32	
Region VII - Central	90267.54	20760.79			111028.33												111028.33	
Regional Statistical Services Office - VII	90,267.54	20,760.79			111,028.33												111,028.33	
Region VIII - Eastern	339,913.55	136,961.51			476,875.06												476,875.06	
Regional Statistical Services Office - VIII	339,913.55	136,961.51			476,875.06												476,875.06	
Region IX - Zamboanga	227,423.77	144,963.76			372,387.53												372,387.53	
Regional Statistical Services Office - IX	227,423.77	144,963.76			372,387.53												372,387.53	
Region X - Northern	306,325.11	102,574.13			408,899.24												408,899.24	
Regional Statistical Services Office - X	306,325.11	102,574.13			408,899.24												408,899.24	
Region XI - Davao	124,354.87	62,684.12			187,038.99												187,038.99	
Regional Statistical Services Office - XI	124,354.87	62,684.12			187,038.99												187,038.99	
Region XII - SOCCSKSAR	96,320.23	64,894.90			161,215.13												161,215.13	
Regional Statistical Services Office - XII	96,320.23	64,894.90			161,215.13												161,215.13	
Region XIII - CARAGA	313,561.66	104,535.45			418,097.11												418,097.11	
Regional Statistical Services Office - XIII	313,561.66	104,535.45			418,097.11												418,097.11	
Autonomous Region in	220,868.51	141,165.23			362,033.74												362,033.74	
Regional Statistical Services Office - ARMM	220,868.51	141,165.23			362,033.74												362,033.74	
Cash Disbursement																		

Department: National Economic and Development Authority (NE Organization Code (UACS): 24008000000						Operating Unit: All Report Status: ALL				
PARTICULARS	TRUST LIABILITIES				GRAND TOTAL					REMARKS
	PS	E	CO	TOTAL 22=(19+20 +21)	PS	MOOE	Fin. Exp	CO	TOTAL 27=(23+24+25+26)	
1	19	20	21	22	23	24	25	26	27	28
Central Office					8,316,427.61	6,647,576.92		746,415.91	15,710,420.44	
Regional Statistical Services Office - NCR					435,561.88	216,503.76			652,065.64	
Region I - Ilocos					67,276.95	21,964.77			89,241.72	
Regional Statistical Services Office - I					67,276.95	21,964.77			89,241.72	
Cordillera Administrative Region II - Cagayan					299,051.57	132,022.31			431,073.88	
Regional Statistical Services Office - CAR					299,051.57	132,022.31			431,073.88	
Region III - Central Luzon					285,184.02	118,534.82			403,718.84	
Regional Statistical Services Office - II					285,184.02	118,534.82			403,718.84	
Region IV-A - CALABARZO					404,594.63	155,956.32			560,550.95	
Regional Statistical Services Office - III					404,594.63	155,956.32			560,550.95	
Region IVA - MIMAROPA					385,113.29	167,038.42			552,151.71	
Regional Statistical Services Office - IV-B					385,113.29	167,038.42			552,151.71	
Region V - Bicol					270,627.73	146,779.71			417,407.44	
Regional Statistical Services Office - V					270,627.73	146,779.71			417,407.44	
Region VII - Central					291,663.10	135,034.22			426,697.32	
Regional Statistical Services Office - VI					291,663.10	135,034.22			426,697.32	
Region VIII - Eastern Samar					90,267.54	20,760.79			111,028.33	
Regional Statistical Services Office - VII					90,267.54	20,760.79			111,028.33	
Region IX - Zamboanga					339,913.55	136,961.51			476,875.06	
Regional Statistical Services Office - VIII					339,913.55	136,961.51			476,875.06	
Region X - Northern Mindanao					227,423.77	144,963.76			372,387.53	
Regional Statistical Services Office - IX					227,423.77	144,963.76			372,387.53	
Region XI - Davao					306,325.11	102,574.13			408,899.24	
Regional Statistical Services Office - X					306,325.11	102,574.13			408,899.24	
Region XII - SOCCSKSAR					124,354.87	62,684.12			187,038.99	
Regional Statistical Services Office - XI					124,354.87	62,684.12			187,038.99	
Region XIII - CARAGA					96,320.23	64,894.90			161,215.13	
Regional Statistical Services Office - XII					96,320.23	64,894.90			161,215.13	
Autonomous Region in ARMM					313,561.66	104,535.45			418,097.11	
Regional Statistical Services Office - XIII					313,561.66	104,535.45			418,097.11	
Cash Disbursement					220,868.51	141,165.23			362,033.74	
					220,868.51	141,165.23			362,033.74	

Department: National Economic and Development Authority (NEDA)											Agency: Philippine Statistics Authority							
Organization Code (UACS): 240080000000											Fund Cluster: 01 - Regular Agency Fund							
PARTICULARS	CURRENT YEAR BUDGET					PRIOR YEAR'S BUDGET												SUB-TOTAL
						PRIOR YEAR'S ACCOUNTS PAYABLE					CURRENT YEAR'S ACCOUNTS PAYABLE							
	PS	MOOE	Fin. Exp	CO	TOTAL	PS	MOOE	Fin. Exp	CO	Sub-Total	PS	MOOE	Fin. Exp	CO	Sub-Total	TOTAL		
1	2	3	4	5	6=(2+3+4+5)	7	8	9	10	11=(7+8+9+10)	12	13	14	15	16=(12+13+14+15)	17=(11+16)	18=(6+17)	
National Economic and Development Authority (NEDA)																		
Philippine Statistics Authority																		
National Capital Region (NCR)																		
Central Office																		
Non-Cash Availment																		
National Economic and Development Authority (NEDA)																		
Philippine Statistics Authority																		
National Capital Region (NCR)																		
Central Office																		
Others (CDT, BTR Docs Stamp, etc.)																	1,750.00	
National Economic and Development Authority (NEDA)																	1,750.00	
Philippine Statistics Authority																	1,750.00	
National Capital Region (NCR)																	1,750.00	
Central Office																		
Regional Statistical Services Office - NCR																	1,750.00	
Grand Total	126,691,059.67	232,292,889.53	1,750.00	107,514.29	359,093,213.49		14,341,199.30		13,932,689.02	28,273,888.32						28,273,888.32	387,367,101.81	

Department: National Economic and Development Authority (NE					Operating Unit: All					
Organization Code (UACS): 240080000000					Report Status: ALL					
PARTICULARS	TRUST LIABILITIES				GRAND TOTAL					REMARKS
	PS	MOOE	CO	TOTAL	PS	MOOE	Fin. Exp	CO	TOTAL	
1	19	20	21	22=(19+20+21)	23	24	25	26	27=(23+24+25+26)	28
National Economic and Development Authority (NEDA)										
Philippine Statistics Authority										
National Capital Region (NCR)										
Central Office										
Non-Cash Availment										
National Economic and Development Authority (NEDA)										
Philippine Statistics Authority										
National Capital Region (NCR)										
Central Office										
Others (CDT, BTR Docs Stamp, etc.)							1,750.00		1,750.00	
National Economic and Development Authority (NEDA)							1,750.00		1,750.00	
Philippine Statistics Authority							1,750.00		1,750.00	
National Capital Region (NCR)							1,750.00		1,750.00	
Central Office										
Regional Statistical Services Office - NCR							1,750.00		1,750.00	
Grand Total					126,691,059.67	246,634,088.83	1,750.00	14,040,203.31	387,367,101.81	

Department: National Economic and Development Authority (NEDA)

Agency: Philippine Statistics Authority

Organization Code (UACS): 240080000000

Fund Cluster: 01 - Regular Agency Fund

PARTICULARS	CURRENT YEAR BUDGET					PRIOR YEAR'S BUDGET										SUB-TOTAL	
						PRIOR YEAR'S ACCOUNTS PAYABLE					CURRENT YEAR'S ACCOUNTS PAYABLE						
	PS	MOOE	Fin. Exp	CO	TOTAL	PS	MOOE	Fin. Exp	CO	Sub-Total	PS	MO OE	Fin. Exp	CO	Sub-Total		TOTAL
1	2	3	4	5	6=(2+3+4+5)	7	8	9	10	11=(7+8+9+10)	12	13	14	15	16=(12+13+14+15)	17=(11+16)	18=(6+17)

Summary			
PARTICULARS	PREVIOUS REPORT	CURRENT MONTH	AS OF DATE
(1)	(2)	(3)	(4)
Total Disbursement Authorities Received			
NCA	1,305,513,237.00	478,047,353.16	1,783,560,590.16
Working Fund	2,418,422.00	6,412,043.51	8,830,465.51
TRA	72,625,945.65	21,913,214.76	94,539,160.41
CDC			
NCAA			
Others (CDT, BTr Docs Stamp, etc.)	108,786.48	2,703.08	111,489.56
Less: Notice of Transfer Allocations (NTA)* issued	82,025,643.15	91,130,277.48	173,155,920.63
Total Disbursements Authorities Available	1,298,640,747.98	415,245,037.03	1,713,885,785.01
Less			
Lapsed NCA	206,105,343.58		206,105,343.58
Disbursements	822,476,526.89	387,367,101.81	1,209,843,628.70
Balance of Disbursements Authorities as of to date	270,058,877.51	27,877,935.22	297,936,812.73
Total Disbursements Program	1,373,407,805.43	557,215,777.65	1,930,623,583.08
Less: * Actual Disbursements	839,808,501.70	387,367,101.81	1,227,175,603.51
(Over)/Under spending~	533,599,303.73	169,848,675.84	703,447,979.57


Certified Correct:


EVELYN F. TOLENTINO
Agency Chief Accountant

Date:

This report was generated using the Unified Reporting System on 07/07/2017 09:44


Approved By:

FOR THE NATIONAL STATISTICIAN

ROMEO S. RECIDE
Assistant Secretary
Deputy National Statistician
Officer-in-Charge

Date:

MONTHLY REPORT OF DISBURSEMENTS
For the month of April, 2017

Department: National Economic and Development Authority (NEDA)										Agency: Philippine Statistics Authority							
Organization Code (UACS): 240080000000										Fund Cluster: 01 - Regular Agency Fund							
PARTICULARS	CURRENT YEAR BUDGET					PRIOR YEAR'S BUDGET											SUB-TOTAL
						PRIOR YEAR'S ACCOUNTS PAYABLE					CURRENT YEAR'S ACCOUNTS PAYABLE						
	PS	MOOE	Fin. Exp	CO	TOTAL	PS	MOOE	Fin. Exp	CO	Sub-Total	PS	MO OE	Fin. Exp	CO	Sub-Total	TOTAL	
1	2	3	4	5	6=(2+3+4+5)	7	8	9	10	11=(7+8+9+10)	12	13	14	15	16=(12+13+14+15)	17=(11+16)	18=(6+17)
Notice of Cash Allocation (NCA)	63,431,707.72	86,223,532.87		153,605.36	149,808,845.95	317,526.08	2,288,601.34		979,522.92	3,585,650.34						3,585,650	153,394,496.29
MDS Checks Issued	23,798,516.80	31,141,399.85			54,939,916.65												54,939,916.65
National Economic and Development Authority (NEDA)	23,798,516.80	31,141,399.85			54,939,916.65												54,939,916.65
Philippine Statistics Authority	23,798,516.80	31,141,399.85			54,939,916.65												54,939,916.65
National Capital Region (NCR)	9,292,222.38	2,938,013.93			12,230,236.31												12,230,236.31
Central Office	9,217,851.56	2,479,325.31			11,697,176.87												11,697,176.87
Regional Statistical	74,370.82	458,688.62			533,059.44												533,059.44
Region I - Ilocos	193,134.45	763,756.04			956,890.49												956,890.49
Regional Statistical	193,134.45	763,756.04			956,890.49												956,890.49
Cordillera Administrative Region	1,513,181.84	4,568,247.63			6,081,429.47												6,081,429.47
Regional Statistical	1,513,181.84	4,568,247.63			6,081,429.47												6,081,429.47
Region II - Cagayan Valley	803,088.06	1,205,215.84			2,008,303.90												2,008,303.90
Regional Statistical	803,088.06	1,205,215.84			2,008,303.90												2,008,303.90
Region III - Central Luzon	235,473.10	1,260,427.02			1,495,900.12												1,495,900.12
Regional Statistical	235,473.10	1,260,427.02			1,495,900.12												1,495,900.12
Region IVA - CALABARZON	959,359.89	3,184,880.91			4,144,240.80												4,144,240.80
Regional Statistical	959,359.89	3,184,880.91			4,144,240.80												4,144,240.80
Region IVB - MIMAROPA	1,124,287.05	1,772,297.94			2,896,584.99												2,896,584.99
Regional Statistical	1,124,287.05	1,772,297.94			2,896,584.99												2,896,584.99
Region V - Bicol	216,305.20	56,637.23			272,942.43												272,942.43
Regional Statistical	216,305.20	56,637.23			272,942.43												272,942.43
Region VI - Western Visayas	3,028,512.07	5,635,172.74			8,663,684.81												8,663,684.81
Regional Statistical	3,028,512.07	5,635,172.74			8,663,684.81												8,663,684.81
Region VII - Central Visayas	43,108.51	490,968.59			534,077.10												534,077.10
Regional Statistical	43,108.51	490,968.59			534,077.10												534,077.10
Region VIII - Eastern Visayas	287,755.24	1,001,475.44			1,289,230.68												1,289,230.68
Regional Statistical	287,755.24	1,001,475.44			1,289,230.68												1,289,230.68
Region IX - Zamboanga Peninsula	270,286.19	112,186.09			382,472.28												382,472.28
Regional Statistical	270,286.19	112,186.09			382,472.28												382,472.28
Region X - Northern Mindanao		37,497.60			37,497.60												37,497.60



Department: National Economic and Development Authority (I)					Operating Unit: All						
Organization Code (UACS): 240080000000					Report Status: ALL						
PARTICULARS	TRUST LIABILITIES				GRAND TOTAL					REMARKS	
	PS	MOOE	E	CO	TOTAL	PS	MOOE	Fin. Exp	CO		TOTAL
1	19	20	21	22=(19+20+21)		23	24	25	26	27=(23+24+25+26)	28
Notice of Cash Allocation (NCA)						63,749,233.80	88,512,134.21		1,133,128.28	153,394,496.29	
MDS Checks Issued						23,798,516.80	31,141,399.85			54,939,916.65	
National Economic and Development Authority (NEDA)						23,798,516.80	31,141,399.85			54,939,916.65	
Philippine Statistics Authority						23,798,516.80	31,141,399.85			54,939,916.65	
National Capital Region (NCR)						9,292,222.38	2,938,013.93			12,230,236.31	
Central Office						9,217,851.56	2,479,325.31			11,697,176.87	
Regional Statistical						74,370.82	458,688.62			533,059.44	
Region I - Ilocos						193,134.45	763,756.04			956,890.49	
Regional Statistical						193,134.45	763,756.04			956,890.49	
Cordillera Administrative Region						1,513,181.84	4,568,247.63			6,081,429.47	
Regional Statistical						1,513,181.84	4,568,247.63			6,081,429.47	
Region II - Cagayan Valley						803,088.06	1,205,215.84			2,008,303.90	
Regional Statistical						803,088.06	1,205,215.84			2,008,303.90	
Region III - Central Luzon						235,473.10	1,260,427.02			1,495,900.12	
Regional Statistical						235,473.10	1,260,427.02			1,495,900.12	
Region IVA - CALABARZON						959,359.89	3,184,880.91			4,144,240.80	
Regional Statistical						959,359.89	3,184,880.91			4,144,240.80	
Region IVB - MIMAROPA						1,124,287.05	1,772,297.94			2,896,584.99	
Regional Statistical						1,124,287.05	1,772,297.94			2,896,584.99	
Region V - Bicol						216,305.20	56,637.23			272,942.43	
Regional Statistical						216,305.20	56,637.23			272,942.43	
Region VI - Western Visayas						3,028,512.07	5,635,172.74			8,663,684.81	
Regional Statistical						3,028,512.07	5,635,172.74			8,663,684.81	
Region VII - Central Visayas						43,108.51	490,968.59			534,077.10	
Regional Statistical						43,108.51	490,968.59			534,077.10	
Region VIII - Eastern Visayas						287,755.24	1,001,475.44			1,289,230.68	
Regional Statistical						287,755.24	1,001,475.44			1,289,230.68	
Region IX - Zamboanga Peninsula						270,286.19	112,186.09			382,472.28	
Regional Statistical						270,286.19	112,186.09			382,472.28	
Region X - Northern Mindanao							37,497.60			37,497.60	

Department: National Economic and Development Authority (NEDA)										Agency: Philippine Statistics Authority							
Organization Code (UACS): 240080000000										Fund Cluster: 01 - Regular Agency Fund							
PARTICULARS	CURRENT YEAR BUDGET					PRIOR YEAR'S BUDGET										SUB-TOTAL	
						PRIOR YEAR'S ACCOUNTS PAYABLE					CURRENT YEAR'S ACCOUNTS PAYABLE						
	PS	MOOE	Fin. Exp	CO	TOTAL	PS	MOOE	Fin. Exp	CO	Sub-Total	PS	MO OE	Fin. Exp	CO	Sub-Total 16=(12+13+14+15)		TOTAL
1	2	3	4	5	6=(2+3+4+5)	7	8	9	10	11=(7+8+9+10)	12	13	14	15	16=(12+13+14+15)	17=(11+16)	18=(6+17)
Regional Statistical		37,497.60			37,497.60												37,497.60
Region XI - Davao	281,901.07	1,505,896.75			1,787,797.82												1,787,797.82
Regional Statistical	281,901.07	1,505,896.75			1,787,797.82												1,787,797.82
Region XII - SOCCSKSARGEN	2,040,436.23	1,977,729.40			4,018,165.63												4,018,165.63
Regional Statistical	2,040,436.23	1,977,729.40			4,018,165.63												4,018,165.63
Region XIII - CARAGA	1,252,318.19	2,337,144.03			3,589,462.22												3,589,462.22
Regional Statistical	1,252,318.19	2,337,144.03			3,589,462.22												3,589,462.22
Autonomous Region in Muslim Mindanao	2,257,147.33	2,293,852.67			4,551,000.00												4,551,000.00
Regional Statistical	2,257,147.33	2,293,852.67			4,551,000.00												4,551,000.00
Advice to Debit Account	39,633,190.92	55,082,133.02		153,605.36	94,868,929.30	317,526.08	2,288,601.34		979,522.92	3,585,650.34						3,585,650.34	98,454,579.64
National Economic and Development Authority (NEDA)	39,633,190.92	55,082,133.02		153,605.36	94,868,929.30	317,526.08	2,288,601.34		979,522.92	3,585,650.34						3,585,650.34	98,454,579.64
Philippine Statistics Authority	39,633,190.92	55,082,133.02		153,605.36	94,868,929.30	317,526.08	2,288,601.34		979,522.92	3,585,650.34						3,585,650.34	98,454,579.64
National Capital Region (NCR)	14,552,788.95	27,677,564.61		153,605.36	42,383,958.92	317,526.08	2,288,601.34		979,522.92	3,585,650.34						3,585,650.34	45,969,609.26
Central Office	11,478,453.70	24,547,867.90		153,605.36	36,179,926.96	317,526.08	2,288,601.34		979,522.92	3,585,650.34						3,585,650.34	39,765,577.30
Regional Statistical	3,074,335.25	3,129,696.71			6,204,031.96												6,204,031.96
Region I - Ilocos	2,407,739.03	6,880,216.88			9,287,955.91												9,287,955.91
Regional Statistical	2,407,739.03	6,880,216.88			9,287,955.91												9,287,955.91
Cordillera Administrative Region	830,232.18	338,506.70			1,168,738.88												1,168,738.88
Regional Statistical	830,232.18	338,506.70			1,168,738.88												1,168,738.88
Region II - Cagayan Valley	1,598,575.20	278,631.30			1,877,206.50												1,877,206.50
Regional Statistical	1,598,575.20	278,631.30			1,877,206.50												1,877,206.50
Region III - Central Luzon	2,604,057.10	1,249,090.97			3,853,148.07												3,853,148.07
Regional Statistical	2,604,057.10	1,249,090.97			3,853,148.07												3,853,148.07
Region IVA - CALABARZON	2,160,293.97	785,220.73			2,945,514.70												2,945,514.70
Regional Statistical	2,160,293.97	785,220.73			2,945,514.70												2,945,514.70
Region IVB - MIMAROPA	890,098	363549.04			1,253,647												1,253,647
Regional Statistical	890,098	363549.04			1,253,647												1,253,647
Region V - Bicol	2,623,937.26	4,107,712.04			6,731,649.30												6,731,649.30
Regional Statistical	2,623,937.26	4,107,712.04			6,731,649.30												6,731,649.30
Region VII - Central Visayas	2,832,168.78	1,928,282.06			4,760,450.84												4,760,450.84
Regional Statistical	2,832,168.78	1,928,282.06			4,760,450.84												4,760,450.84
Region VIII - Eastern Visayas	1,900,766.45	3,223,932.28			5,124,698.73												5,124,698.73

Department: National Economic and Development Authority (f					Operating Unit: All						
Organization Code (UACS): 240080000000					Report Status: ALL						
PARTICULARS		TRUST LIABILITIES				GRAND TOTAL					REMARKS
		PS	MOO E	CO	TOTAL	PS	MOOE	Fin. Exp	CO	TOTAL	
1		19	20	21	22=(19+20+21)	23	24	25	26	27=(23+24+25+26)	28
Regional Statistical							37,497.60			37,497.60	
Region XI - Davao Regional Statistical						281,901.07	1,505,896.75			1,787,797.82	
Region XII - SOCCSKSARGEN Regional Statistical						281,901.07	1,505,896.75			1,787,797.82	
Region XIII - CARAGA Regional Statistical						2,040,436.23	1,977,729.40			4,018,165.63	
Autonomous Region in Muslim Mindanao Regional Statistical						2,040,436.23	1,977,729.40			4,018,165.63	
Central Office Regional Statistical						1,252,318.19	2,337,144.03			3,589,462.22	
Philippine Statistics Authority National Capital Region (NCR)						1,252,318.19	2,337,144.03			3,589,462.22	
Cordillera Administrative Region Regional Statistical						2,257,147.33	2,293,852.67			4,551,000.00	
Region I - Ilocos Regional Statistical						2,257,147.33	2,293,852.67			4,551,000.00	
Region II - Cagayan Valley Regional Statistical						39,950,717.00	57,370,734.36		1,133,128.28	98,454,579.64	
Region III - Central Luzon Regional Statistical						39,950,717.00	57,370,734.36		1,133,128.28	98,454,579.64	
Region IV A - CALABARZON Regional Statistical						39,950,717.00	57,370,734.36		1,133,128.28	98,454,579.64	
Region IV B - MIMAROPA Regional Statistical						14,870,315.03	29,966,165.95		1,133,128.28	45,969,609.26	
Region V - Bicol Regional Statistical						11,795,979.78	26,836,469.24		1,133,128.28	39,765,577.30	
Region VI - Western Visayas Regional Statistical						3,074,335.25	3,129,696.71			6,204,031.96	
Region VII - Central Visayas Regional Statistical						2,407,739.03	6,880,216.88			9,287,955.91	
Region VIII - Eastern Visayas Regional Statistical						2,407,739.03	6,880,216.88			9,287,955.91	
Region IX - Zamboanga Peninsula Regional Statistical						830,232.18	338,506.70			1,168,738.88	
Region X - Negros Occidental Regional Statistical						830,232.18	338,506.70			1,168,738.88	
Region XI - Davao Regional Statistical						1,598,575.20	278,631.30			1,877,206.50	
Region XII - SOCCSKSARGEN Regional Statistical						1,598,575.20	278,631.30			1,877,206.50	
Region XIII - CARAGA Regional Statistical						2,604,057.10	1,249,090.97			3,853,148.07	
Region XIV - Mindoro Regional Statistical						2,604,057.10	1,249,090.97			3,853,148.07	
Region XV - Palawan Regional Statistical						2,160,293.97	785,220.73			2,945,514.70	
Region XVI - Batangas Regional Statistical						2,160,293.97	785,220.73			2,945,514.70	
Region XVII - Marikina City Regional Statistical						890,098	363549.04			1,253,647	
Region XVIII - Alibon Regional Statistical						890,098	363549.04			1,253,647	
Region XIX - Marikina City Regional Statistical						2,623,937.26	4,107,712.04			6,731,649.30	
Region XX - Marikina City Regional Statistical						2,623,937.26	4,107,712.04			6,731,649.30	
Region XXI - Marikina City Regional Statistical						2,832,168.78	1,928,282.06			4,760,450.84	
Region XXII - Marikina City Regional Statistical						2,832,168.78	1,928,282.06			4,760,450.84	
Region XXIII - Marikina City Regional Statistical						1,900,766.45	3,223,932.28			5,124,698.73	

[illegible]

[illegible]

Department: National Economic and Development Authority (NEDA)											Agency: Philippine Statistics Authority							
Organization Code (UACS): 240080000000											Fund Cluster: 01 - Regular Agency Fund							
PARTICULARS	CURRENT YEAR BUDGET					PRIOR YEAR'S BUDGET												SUB-TOTAL
						PRIOR YEAR'S ACCOUNTS PAYABLE					CURRENT YEAR'S ACCOUNTS PAYABLE							
	PS	MOOE	Fin. Exp	CO	TOTAL	PS	MOOE	Fin. Exp	CO	Sub-Total	PS	MO OE	Fin. Exp	CO	Sub-Total	TOTAL		
1	2	3	4	5	6=(2+3+4+5)	7	8	9	10	11=(7+8+9+10)	12	13	14	15	16=(12+13+14+15)	17=(11+16)	18=(6+17)	
Tax																		
Remittance	12,259,778.96	5,772,883.37		8,694.64	18,041,356.97		135,638.36		55,444.72	191,083.08						191,083.08	18,232,440.05	
National																		
Economic	12,259,778.96	5,772,883.37		8,694.64	18,041,356.97		135638.36		55444.72	191,083.08						191,083.08	18,232,440.05	
Philippine Statistics Authority	12,259,778.96	5,772,883.37		8,694.64	18,041,356.97		135638.36		55444.72	191,083.08						191,083.08	18,232,440.05	
National Capital	8,738,798.31	4,158,063.71		8,694.64	12,905,556.66		135638.36		55444.72	191,083.08						191,083.08	13,096,639.74	
Central Office	8,232,298.82	3,821,408.37		8,694.64	12,062,401.83		135638.36		55444.72	191,083.08						191,083.08	12,253,484.91	
Regional Statistical	506,499.49	336,655.34			843,154.83												843,154.83	
Region I - Ilocos	67,276.95	52,894.77			120,171.72												120,171.72	
Regional Statistical	67,276.95	52,894.77			120,171.72												120,171.72	
Cordillera Administrative Region	302,415.86	161,040.60			463,456.46												463,456.46	
Regional Statistical	302,415.86	161,040.60			463,456.46												463,456.46	
Region II - Cagayan Valley	285,183.65	44,328.35			329,512.00												329,512.00	
Regional Statistical	285,183.65	44,328.35			329,512.00												329,512.00	
Region III - Central Luzon	398,407.95	148,366.05			546,774.00												546,774.00	
Regional Statistical	398,407.95	148,366.05			546,774.00												546,774.00	
Region IVA - CALABARZON	317,546.42	163,424.31			480,970.73												480,970.73	
Regional Statistical	317,546.42	163,424.31			480,970.73												480,970.73	
Region IVB - MIMAROPA	244631.49	131203.74			375835.23												375835.23	
Regional Statistical	244631.49	131203.74			375835.23												375835.23	
Region V - Bicol	295,034.82	108,748.58			403,783.40												403,783.40	
Regional Statistical	295,034.82	108,748.58			403,783.40												403,783.40	
Region VI - Western Visayas																		
Regional Statistical																		
Region VII - Central Visayas	81,900.08	28,984.12			110,884.20												110,884.20	
Regional Statistical	81,900.08	28,984.12			110,884.20												110,884.20	
Region VIII - Eastern Visayas	315,194.83	159,741.97			474,936.80												474,936.80	
Regional Statistical	315,194.83	159,741.97			474,936.80												474,936.80	
Region IX - Zamboanga Peninsula	226,962.38	96,219.32			323,181.70												323,181.70	
Regional Statistical	226,962.38	96,219.32			323,181.70												323,181.70	
Region X - Northern Mindanao	280,240.38	155,179.28			435,419.66												435,419.66	
Regional Statistical	280,240.38	155,179.28			435,419.66												435,419.66	
Region XI - Davao	130,144.83	86,314.05			216,458.88												216,458.88	
Regional Statistical	130,144.83	86,314.05			216,458.88												216,458.88	
Region XII - SOCCSKSARGEN	96,320.23	6,184.71			102,504.94												102,504.94	

Department: National Economic and Development Authority (f					Operating Unit: All						
Organization Code (UACS): 240080000000					Report Status: ALL						
PARTICULARS		TRUST LIABILITIES				GRAND TOTAL					REMARKS
		PS	MOOE	CO	TOTAL	PS	MOOE	Fin. Exp	CO	TOTAL	
1		19	20	21	22=(19+20+21)	23	24	25	26	27=(23+24+25+26)	28
	Tax										
	Remittance					12,259,778.96	5,908,521.73		64,139.36	18,232,440.05	
	National										
	Economic					12,259,778.96	5,908,521.73		64,139.36	18,232,440.05	
	Philippine Statistics										
	Authority					12,259,778.96	5,908,521.73		64,139.36	18,232,440.05	
	National										
	Capital					8,738,798.31	4,293,702.07		64,139.36	13,096,639.74	
	Central Office					8,232,298.82	3,957,046.73		64,139.36	12,253,484.91	
	Regional										
	Statistical					506,499.49	336,655.34			843,154.83	
	Region I - Ilocos					67,276.95	52,894.77			120,171.72	
	Regional										
	Statistical					67,276.95	52,894.77			120,171.72	
	Cordillera										
	Administrative Region					302,415.86	161,040.60			463,456.46	
	Regional										
	Statistical					302,415.86	161,040.60			463,456.46	
	Region II - Cagayan										
	Valley					285,183.65	44,328.35			329,512.00	
	Regional										
	Statistical					285,183.65	44,328.35			329,512.00	
	Region III - Central										
	Luzon					398,407.95	148,366.05			546,774.00	
	Regional										
	Statistical					398,407.95	148,366.05			546,774.00	
	Region IVA -										
	CALABARZON					317,546.42	163,424.31			480,970.73	
	Regional										
	Statistical					317,546.42	163,424.31			480,970.73	
	Region IVB -										
	MIMAROPA					244631.49	131203.74			375835.23	
	Regional										
	Statistical					244631.49	131203.74			375835.23	
	Region V - Bicol					295,034.82	108,748.58			403,783.40	
	Regional										
	Statistical					295,034.82	108,748.58			403,783.40	
	Region VI - Western										
	Visayas										
	Regional										
	Statistical										
	Region VII - Central										
	Visayas					81,900.08	28,984.12			110,884.20	
	Regional										
	Statistical					81,900.08	28,984.12			110,884.20	
	Region VIII - Eastern										
	Visayas					315,194.83	159,741.97			474,936.80	
	Regional										
	Statistical					315,194.83	159,741.97			474,936.80	
	Region IX - Zamboanga										
	Peninsula					226,962.38	96,219.32			323,181.70	
	Regional										
	Statistical					226,962.38	96,219.32			323,181.70	
	Region X - Northern										
	Mindanao					280,240.38	155,179.28			435,419.66	
	Regional										
	Statistical					280,240.38	155,179.28			435,419.66	
	Region XI - Davao					130,144.83	86,314.05			216,458.88	
	Regional										
	Statistical					130,144.83	86,314.05			216,458.88	
	Region XII -										
	SOCCSKSARGEN					96,320.23	6,184.71			102,504.94	

Department: National Economic and Development Authority (NEDA)											Agency: Philippine Statistics Authority							
Organization Code (UACS): 240080000000											Fund Cluster: 01 - Regular Agency Fund							
PARTICULARS	CURRENT YEAR BUDGET					PRIOR YEAR'S BUDGET												SUB-TOTAL
						PRIOR YEAR'S ACCOUNTS PAYABLE					CURRENT YEAR'S ACCOUNTS PAYABLE							
	PS	MOOE	Fin. Exp	CO	TOTAL	PS	MOOE	Fin. Exp	CO	Sub-Total	PS	MO	OE	Fin. Exp	CO	Sub-Total	TOTAL	
1	2	3	4	5	6=(2+3+4+5)	7	8	9	10	11=(7+8+9+10)	12	13	14	15	16=(12+13+14+15)	17=(11+16)	18=(6+17)	
Regional Statistical	96,320.23	6,184.71			102,504.94												102,504.94	
Region XIII - CARAGA	258852.27	144665.98			403518.25												403518.25	
Regional Statistical Services Office - XIII	258852.27	144665.98			403518.25												403518.25	
Autonomous Region in Muslim Mindanao (ARMM)	220868.51	127523.83			348392.34												348392.34	
Regional Statistical Services Office - ARMM	220868.51	127523.83			348392.34												348392.34	
Cash Disbursement																		
National Economic and Development Authority (NEDA)																		
Philippine Statistics Authority																		
National Capital Region (NCR)																		
Central Office																		
Non-Cash Availment																		
National Economic and Development Authority (NEDA)																		
Philippine Statistics Authority																		
National Capital Region (NCR)																		
Central Office																		
Others (CDI, BTr Docs																		
National Economic and Development Authority																		
Philippine Statistics																		
National Capital Region (NCR)																		
Central Office																		
Grand Total	75,691,486.68	148,114,383.30		162300	223,968,169.98	317526.08	2424239.7		1034967.64	3776733.42						3776733.42	227,744,903.40	

Department: National Economic and Development Authority (f					Operating Unit: All					
Organization Code (UACS): 240080000000					Report Status: ALL					
PARTICULARS	TRUST LIABILITIES				GRAND TOTAL					REMARKS
	PS	MOO E	CO	TOTAL	PS	MOOE	Fin. Exp	CO	TOTAL	
1	19	20	21	22=(19+20+ 21)	23	24	25	26	27=(23+24+25+26)	28
Regional Statistical					96,320.23	6,184.71			102,504.94	
Region XIII - CARAGA					258852.27	144665.98			403518.25	
Regional Statistical Services Office - XIII					258852.27	144665.98			403518.25	
Autonomous Region in Muslim Mindanao (ARMM)					220868.51	127523.83			348392.34	
Regional Statistical Services Office - ARMM					220868.51	127523.83			348392.34	
Cash Disbursement										
National Economic and Development Authority (NEDA)										
Philippine Statistics Authority										
National Capital Region (NCR)										
Central Office										
Non-Cash Availment										
National Economic and Development Authority (NEDA)										
Philippine Statistics Authority										
National Capital Region (NCR)										
Central Office										
Others (CDI, BTr Docs										
National Economic and Development Authority										
Philippine Statistics										
National Capital Region (NCR)										
Central Office										
Grand Total					76,009,012.76	150,538,623.00		1197267.64	227,744,903.40	

Department: National Economic and Development Authority (NEDA)											Agency: Philippine Statistics Authority							
Organization Code (UACS): 240080000000											Fund Cluster: 01 - Regular Agency Fund							
PARTICULARS	CURRENT YEAR BUDGET					PRIOR YEAR'S BUDGET											SUB-TOTAL	
						PRIOR YEAR'S ACCOUNTS PAYABLE					CURRENT YEAR'S ACCOUNTS PAYABLE							
	PS	MOOE	Fin. Exp	CO	TOTAL	PS	MOOE	Fin. Exp	CO	Sub-Total	PS	MO OE	Fin. Exp	CO	Sub-Total	TOTAL		
	1	2	3	4	5	6=(2+3+4+5)	7	8	9	10	11=(7+8+9+10)	12	13	14	15	16=(12+13+14+15)		17=(11+16)

Summary			
PARTICULARS	PREVIOUS REPORT	CURRENT MONTH	AS OF DATE
(1)	(2)	(3)	(4)
Total Disbursement Authorities Received			
NCA	1,000,652,182.86	424,857,332.42	1,425,509,515.28
Working Fund		2,418,422.00	2,418,422.00
TRA	52,034,195.47	17,597,539.02	69,631,734.49
CDC			
NCAA			
Others (CDT, BTr Docs Stamp, etc.)			
Less: Notice of Transfer Allocations (NTA)* issued	33,622,572.83	56,887,013.88	90,509,586.71
Total Disbursements Authorities Available	1,019,147,091.98	388,011,779.56	1,407,158,871.54
Less			
Lapsed NCA	206,104,853.76	9.84	206,104,863.60
Disbursements	626,707,446.27	227,744,903.40	854,452,349.67
Balance of Disbursements Authorities as of to date	186,334,791.95	160,266,866.32	346,601,658.27
Total Disbursements Program	927,023,049.00	487,305,192.87	1,414,328,241.87
Less: * Actual Disbursements	664,574,375.84	227,744,903.40	892,319,279.24
(Over)/Under spending~	262,448,673.16	259,560,289.47	522,008,962.63


Certified Correct:


 EVELYN F. TOLENTINO
 Agency Chief Accountant

Date:

This report was generated using the Unified Reporting System on 07/07/2017 09:44

Approved By:

FOR THE NATIONAL STATISTICIAN

 ROMEO S. RECIDE
 Assistant Secretary
 Deputy National Statistician
 Officer-in-Charge

Date:

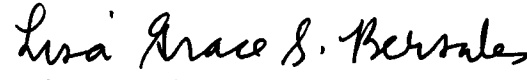
Department: National Economic and Development							Operating Unit: Central Office						
Organization Code (UACS): 240080100000							Report Status: SUBMITTED						
			SUB-TOTAL	TRUST LIABILITIES				GRAND TOTAL					REMARKS
PARTICULARS	PAYABLE	TOTAL		PS	MOOE	CO	TOTAL	PS	MOOE	Fin. Exp	CO	TOTAL	
	Sub-Total												
1	16=(12+13+14+15)	17=(11+16)	18=(6+17)	19	20	21	22=(19+20+21)	23	24	25	26	27=(23+24+25+26)	28
Notice of Cash Allocation (NCA)			18,130,866.83						18,130,866.83			18,130,866.83	
MDS Checks Issued													
Advice to Debit Account			18,130,866.83						18,130,866.83			18,130,866.83	
Notice of Transfer of Allocation (NTA)													
MDS Checks Issued													
Advice to Debit Account													
Working Fund (NCA issued to BTr)													
Tax Remittance Advices Issued (TRA)													
Cash Disbursement Ceiling (CDC)													
Non-Cash Availment Authority (NCAA)													
Others (CDT, BTr Docs Stamp, etc.)													

Certified Correct:


EVELYN F. TOLENTINO
Agency Chief Accountant

Date:

Approved By:


LISA GRACE S. BERSALES Ph.D.
Undersecretary
National Statistician and Civil Registrar General

Date: