



In following-up, pls. cite DMS ref #

2017-BA-0061374

REPUBLIC OF THE PHILIPPINES
DEPARTMENT OF BUDGET AND MANAGEMENT
GENERAL SOLANO STREET, SAN MIGUEL, MANILA

ACKNOWLEDGEMENT RECEIPT

The **DEPARTMENT OF BUDGET AND MANAGEMENT** hereby acknowledges the receipt of your letter/request which has been uploaded to the DBM-Document Management System and routed to the appropriate office/s with the following information:

Sender: NEDA - PERSONAL DELIVERY

Document Title: NEDA-PSA-SUBMISSION OF MONTHLY REPORT OF DISBURSEMENTS FOR THE MONTHS OF JANUARY, FEBRUARY, MARCH, APRIL AND MAY 2017

Document Reference No: 2017-BA-0061374

Date and Time Uploaded: Tuesday, July 11, 2017 3:04:30 PM

Uploaded By: RECEIVING Rachel

Routed To: BMB-A Elsa Abundo


cc:

Total no. of pages received: 1 copy and 60 pages

The determination of the completeness of the documentary requirements submitted, if any, is subject to the evaluation of the technical person in charge.

This receipt is system generated and does not require signature.

Received by:



DOCUMENT
MANAGEMENT
SYSTEM



Republic of the Philippines
Philippine Statistics Authority

Reference No. 17FAS03-309

July 10, 2017

MR. USMIN P. DIAMEL
Director IV
Office of the Director
COA-Government Accountancy Office
Commonwealth Ave., Quezon City

RECEIVED
Office of the Director
July 12 2017

Dear Sir:

We are transmitting the following Financial Accountability Reports:

- a) Consolidated Monthly Report of Disbursement for the months January to May 2017 (Regular Fund)
- b) Consolidated Quarterly Report of Revenue and Other Receipts as of the quarter ending March 31, 2017

Please acknowledge receipt. Thank you.

Very truly yours,


MS. EVELYN F. TOLENTINO
Chief Accountant
PSA

ACKNOWLEDGMENT RECEIPT

MS. EVELYN F. TOLENTINO
Chief Accountant
PSA

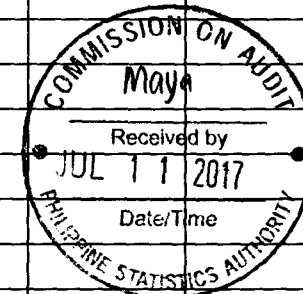
This is to acknowledge receipt of the reports as mentioned above

Received by: _____

Date Received: _____

MONTHLY REPORT OF DISBURSEMENTS
For the month of March, 2017

Department: National Economic and Development Authority (NEDA)											Agency: Philippine Statistics Authority						
Organization Code (UACS): 240080000000											Fund Cluster: 01 - Regular Agency Fund						
PARTICULARS	CURRENT YEAR BUDGET					PRIOR YEAR'S ACCOUNTS PAYABLE					PRIOR YEAR'S BUDGET					SUB-TOTAL	
	PS	MOOE	Fin. Exp	CO	TOTAL	PS	MOOE	Fin. Exp	CO	Sub-Total	PS	MOOE	Fin. Exp	CO	Sub-Total	TOTAL	SUB-TOTAL
	2	3	4	5	6=(2+3+4+5)	7	8	9	10	11=(7+8+9+10)	12	13	14	15	16=(12+13+14+15)	17=(11+16)	18=(6+17)
Notice of Cash Allocation (NCA)	73,033,028.94	89,059,437.57			162,092,466.51		3,274,542.21		4,679,246.69	7,953,788.90		1,703.00			1,703.00	7,955,492	170,047,958.41
MDS Checks Issued	29,361,942.27	34,227,389.96			63,589,332.23				3,598,316.43	3,598,316.43		1,303.00			1,303.00	3,599,619.43	67,188,951.66
National Economic and Development Authority (NEDA)	29,361,942.27	34,227,389.96			63,589,332.23				3,598,316.43	3,598,316.43		1,303.00			1,303.00	3,599,619.43	67,188,951.66
Philippine Statistics Authority	29,361,942.27	34,227,389.96			63,589,332.23				3,598,316.43	3,598,316.43		1,303.00			1,303.00	3,599,619.43	67,188,951.66
National Capital Region (NCR)	13,105,078.49	6,045,214.51			19,150,293.00				3,598,316.43	3,598,316.43						3,598,316.43	22,748,609.43
Central Office	11,095,907.16	5,407,779.40			16,503,686.56				3,598,316.43	3,598,316.43						3,598,316.43	20,102,002.99
Regional Statistical	2,009,171.33	637,435.11			2,646,606.44												2,646,606.44
Region I - Ilocos	223,041.74	2,129,448.29			2,352,490.03												2,352,490.03
Regional Statistical	223,041.74	2,129,448.29			2,352,490.03												2,352,490.03
Cordillera Administrative Region (CAR)	2,329,533.96	3,088,889.11			5,418,423.07												5,418,423.07
Regional Statistical	2,329,533.96	3,088,889.11			5,418,423.07												5,418,423.07
Region II - Cagayan Valley	812,074.98	2,172,394.89			2,984,469.87												2,984,469.87
Regional Statistical	812,074.98	2,172,394.89			2,984,469.87												2,984,469.87
Region III - Central Luzon	1,127,102.25	1,077,073.23			2,204,175.48												2,204,175.48
Regional Statistical	1,127,102.25	1,077,073.23			2,204,175.48												2,204,175.48
Region IVA - CALABARZON	941,469.91	2,599,246.90			3,540,716.81												3,540,716.81
Regional Statistical	941,469.91	2,599,246.90			3,540,716.81												3,540,716.81
Region IVB - MIMAROPA	1,718,163.40	2,537,930.59			4,256,093.99												4,256,093.99
Regional Statistical	1,718,163.40	2,537,930.59			4,256,093.99												4,256,093.99
Region V - Bicol																	
Regional Statistical																	
Region VI - Western Visayas	2,294,542.46	3,486,484.54			5,781,027.00												5,781,027.00
Regional Statistical	2,294,542.46	3,486,484.54			5,781,027.00												5,781,027.00
Region VII - Central Visayas	228,288.31	598,289.04			826,577.35							1,303.00			1,303.00	1,303.00	827,880.35
Regional Statistical	228,288.31	598,289.04			826,577.35							1,303.00			1,303.00	1,303.00	827,880.35
Region VIII - Eastern Visayas	331,814.20	940,358.65			1,272,172.85												1,272,172.85
Regional Statistical	331,814.20	940,358.65			1,272,172.85												1,272,172.85
Region IX - Zamboanga Peninsula	271,611.75	737,925.18			1,009,536.93												1,009,536.93



Department: National Economic and Development Authority (Operating Unit: All						
Organization Code (UACS): 240080000000				Report Status: ALL						
PARTICULARS	TRUST LIABILITIES				GRAND TOTAL					REMARKS
	PS	MOOE	E	CO	TOTAL	PS	MOOE	Fin. Exp	CO	
1	19	20	21	22=(19+20+21)	23	24	25	26	27=(23+24+25+26)	28
Notice of Cash Allocation (NCA)					73,033,028.94	92,335,682.78		4,679,246.69	170,047,958.41	
MDS Checks Issued					29,361,942.27	34,228,692.96		3,598,316.43	67,188,951.66	
National Economic and Development Authority (NEDA)					29,361,942.27	34,228,692.96		3,598,316.43	67,188,951.66	
Philippine Statistics Authority					29,361,942.27	34,228,692.96		3,598,316.43	67,188,951.66	
National Capital Region (NCR)					13,105,078.49	6,045,214.51		3,598,316.43	22,748,609.43	
Central Office					11,095,907.16	5,407,779.40		3,598,316.43	20,102,002.99	
Regional Statistical					2,009,171.33	637,435.11			2,646,606.44	
Region I - Ilocos					223,041.74	2,129,448.29			2,352,490.03	
Regional Statistical					223,041.74	2,129,448.29			2,352,490.03	
Cordillera Administrative Region (CAR)					2,329,533.96	3,088,889.11			5,418,423.07	
Regional Statistical					2,329,533.96	3,088,889.11			5,418,423.07	
Region II - Cagayan Valley					812,074.98	2,172,394.89			2,984,469.87	
Regional Statistical					812,074.98	2,172,394.89			2,984,469.87	
Region III - Central Luzon					1,127,102.25	1,077,073.23			2,204,175.48	
Regional Statistical					1,127,102.25	1,077,073.23			2,204,175.48	
Region IVA - CALABARZON					941,469.91	2,599,246.90			3,540,716.81	
Regional Statistical					941,469.91	2,599,246.90			3,540,716.81	
Region IVB - MIMAROPA					1,718,163.40	2,537,930.59			4,256,093.99	
Regional Statistical					1,718,163.40	2,537,930.59			4,256,093.99	
Region V - Bicol										
Regional Statistical										
Region VI - Western Visayas					2,294,542.46	3,486,484.54			5,781,027.00	
Regional Statistical					2,294,542.46	3,486,484.54			5,781,027.00	
Region VII - Central Visayas					228,288.31	599,592.04			827,880.35	
Regional Statistical					228,288.31	599,592.04			827,880.35	
Region VIII - Eastern Visayas					331,814.20	940,358.65			1,272,172.85	
Regional Statistical					331,814.20	940,358.65			1,272,172.85	
Region IX - Zamboanga Peninsula					271,611.75	737,925.18			1,009,536.93	

Department: National Economic and Development Authority (NEDA)											Agency: Philippine Statistics Authority						
Organization Code (UACS): 240080000000											Fund Cluster: 01 - Regular Agency Fund						
PARTICULARS	CURRENT YEAR BUDGET					PRIOR YEAR'S ACCOUNTS PAYABLE					CURRENT YEAR'S ACCOUNTS PAYABLE						
	PS	MOOE	Fin. Exp	CO	TOTAL	PS	MOOE	Fin. Exp	CO	Sub-Total	PS	MOOE	Fin. Exp	CO	Sub-Total	TOTAL	SUB-TOTAL
	2	3	4	5	6=(2+3+4+5)	7	8	9	10	11=(7+8+9+10)	12	13	14	15	16=(12+13+14+15)	17=(11+16)	18=(6+17)
1	2	3	4	5	6=(2+3+4+5)	7	8	9	10	11=(7+8+9+10)	12	13	14	15	16=(12+13+14+15)	17=(11+16)	18=(6+17)
Regional Statistical	271,611.75	737,925.18			1,009,536.93												1,009,536.93
Region X - Northern Mindanao		56,585.21			56,585.21												56,585.21
Regional Statistical		56,585.21			56,585.21												56,585.21
Region XI - Davao	274,703.75	617,028.31			891,732.06												891,732.06
Regional Statistical	274,703.75	617,028.31			891,732.06												891,732.06
Region XII - SOCCSKSARGEN	2,465,755.70	4,636,611.46			7,102,367.16												7,102,367.16
Regional Statistical	2,465,755.70	4,636,611.46			7,102,367.16												7,102,367.16
Region XIII - CARAGA	1,288,143.26	1,719,470.27			3,007,613.53												3,007,613.53
Regional Statistical	1,288,143.26	1,719,470.27			3,007,613.53												3,007,613.53
Autonomous Region in Muslim Mindanao	1,950,618.11	1,784,439.78			3,735,057.89												3,735,057.89
Regional Statistical	1,950,618.11	1,784,439.78			3,735,057.89												3,735,057.89
Advice to Debit Account	43,671,086.67	54,832,047.61			98,503,134.28		3,274,542.21		1,080,930.26	4,355,472.47		400			400	4,355,872.47	102,859,006.75
National Economic and Development Authority (NEDA)	43,671,086.67	54,832,047.61			98,503,134.28		3,274,542.21		1,080,930.26	4,355,472.47		400			400	4,355,872.47	102,859,006.75
Philippine Statistics Authority	43,671,086.67	54,832,047.61			98,503,134.28		3,274,542.21		1,080,930.26	4,355,472.47		400			400	4,355,872.47	102,859,006.75
National Capital Region (NCR)	16,772,238.90	28,497,306.25			45,269,545.15		3,274,542.21		1,080,930.26	4,355,472.47						4,355,472.47	49,625,017.62
Central Office	14,247,627.04	23,881,163.16			38,128,790.20		3,274,542.21		1,080,930.26	4,355,472.47						4,355,472.47	42,484,262.67
Regional Statistical	2,524,611.86	4,616,143.09			7,140,754.95												7,140,754.95
Region I - Ilocos	2,969,246.54	3,609,544.56			6,578,791.10												6,578,791.10
Regional Statistical	2,969,246.54	3,609,544.56			6,578,791.10												6,578,791.10
Region II - Cagayan Valley	2,258,032.82	514,858.41			2,772,891.23												2,772,891.23
Regional Statistical	2,258,032.82	514,858.41			2,772,891.23												2,772,891.23
Region III - Central Luzon	3,221,329.99	2,335,513.11			5,556,843.10												5,556,843.10
Regional Statistical	3,221,329.99	2,335,513.11			5,556,843.10												5,556,843.10
Region IVA - CALABARZON	2,038,902.01	873,177.12			2,912,079.13												2,912,079.13
Regional Statistical	2,038,902.01	873,177.12			2,912,079.13												2,912,079.13
Region IVB - MIMAROPA	356,394.56	595,339.18			951,733.74												951,733.74
Regional Statistical	356,394.56	595,339.18			951,733.74												951,733.74
Region V - Bicol	3,131,902	4277546.65			7,409,449												7,409,449
Regional Statistical	3,131,902	4277546.65			7,409,449												7,409,449
Region VII - Central Visayas	2,601,534.08	2,124,054.84			4,725,588.92							400			400	400	4,725,988.92
Regional Statistical	2,601,534.08	2,124,054.84			4,725,588.92							400			400	400	4,725,988.92

Department: National Economic and Development Authority (Operating Unit: All						
Organization Code (UACS): 240080000000					Report Status: ALL						
PARTICULARS	TRUST LIABILITIES				GRAND TOTAL					REMARKS	
	PS	MOOE	E	CO	TOTAL	PS	MOOE	Fin. Exp	CO		TOTAL
1	19	20	21	22=(19+20+21)	23	24	25	26	27=(23+24+25+26)	28	
Regional Statistical					271,611.75	737,925.18			1,009,536.93		
Region X - Northern Mindanao						56,585.21			56,585.21		
Regional Statistical						56,585.21			56,585.21		
Region XI - Davao					274,703.75	617,028.31			891,732.06		
Regional Statistical					274,703.75	617,028.31			891,732.06		
Region XII - SOCCSKSARGEN					2,465,755.70	4,636,611.46			7,102,367.16		
Regional Statistical					2,465,755.70	4,636,611.46			7,102,367.16		
Region XIII - CARAGA					1,288,143.26	1,719,470.27			3,007,613.53		
Regional Statistical					1,288,143.26	1,719,470.27			3,007,613.53		
Autonomous Region in Muslim Mindanao					1,950,618.11	1,784,439.78			3,735,057.89		
Regional Statistical					1,950,618.11	1,784,439.78			3,735,057.89		
Advice to Debit Account					43,671,086.67	58,106,989.82		1,080,930.26	102,859,006.75		
National Economic and Development Authority (NEDA)					43,671,086.67	58,106,989.82		1,080,930.26	102,859,006.75		
Philippine Statistics Authority					43,671,086.67	58,106,989.82		1,080,930.26	102,859,006.75		
National Capital Region (NCR)					16,772,238.90	31,771,848.46		1,080,930.26	49,625,017.62		
Central Office					14,247,627.04	27,155,705.37		1,080,930.26	42,484,262.67		
Regional Statistical					2,524,611.86	4,616,143.09			7,140,754.95		
Region I - Ilocos					2,969,246.54	3,609,544.56			6,578,791.10		
Regional Statistical					2,969,246.54	3,609,544.56			6,578,791.10		
Region II - Cagayan Valley					2,258,032.82	514,858.41			2,772,891.23		
Regional Statistical					2,258,032.82	514,858.41			2,772,891.23		
Region III - Central Luzon					3,221,329.99	2,335,513.11			5,556,843.10		
Regional Statistical					3,221,329.99	2,335,513.11			5,556,843.10		
Region IVA - CALABARZON					2,038,902.01	873,177.12			2,912,079.13		
Regional Statistical					2,038,902.01	873,177.12			2,912,079.13		
Region IVB - MIMAROPA					356,394.56	595,339.18			951,733.74		
Regional Statistical					356,394.56	595,339.18			951,733.74		
Region V - Bicol					3,131,902	427,546.65			7,409,449		
Regional Statistical					3,131,902	427,546.65			7,409,449		
Region VII - Central Visayas					2,601,534.08	2,124,454.84			4,725,988.92		
Regional Statistical					2,601,534.08	2,124,454.84			4,725,988.92		

[illegible]

[illegible]

Department: National Economic and Development Authority (NEDA)										Agency: Philippine Statistics Authority								
Organization Code (UACS): 240080000000										Fund Cluster: 01 - Regular Agency Fund								
PARTICULARS	CURRENT YEAR BUDGET					PRIOR YEAR'S BUDGET												SUB-TOTAL
						PRIOR YEAR'S ACCOUNTS PAYABLE					CURRENT YEAR'S ACCOUNTS PAYABLE							
	PS	MOOE	Fin. Exp	CO	TOTAL	PS	MOOE	Fin. Exp	CO	Sub-Total	PS	MOOE	Fin. Exp	CO	Sub-Total	TOTAL	SUB-TOTAL	
1	2	3	4	5	6=(2+3+4+5)	7	8	9	10	11=(7+8+9+10)	12	13	14	15	16=(12+13+14+15)	17=(11+16)	18=(6+17)	
Philippine Statistics Authority (NCR)																		
Central Office																		
Region II - Cagayan Valley																		
Regional Statistical Services Office - II																		
Tax Remittance Advices Issued	12,200,458.02	6,526,348.67			18,726,806.69		208172.2		61184.74	269356.94						269356.94	18,996,163.63	
National Economic and Development Authority	12,200,458.02	6,526,348.67			18,726,806.69		208172.2		61184.74	269356.94						269356.94	18,996,163.63	
Philippine Statistics	12,200,458.02	6,526,348.67			18,726,806.69		208172.2		61184.74	269356.94						269356.94	18,996,163.63	
National Capital Region (NCR)	8,601,069.17	4,531,845.49			13,132,914.66		208172.2		61184.74	269356.94						269356.94	13,402,271.60	
Central Office	8,212,939.59	4,385,466.75			12,598,406.34		208172.2		61184.74	269356.94						269356.94	12,867,763.28	
Regional Statistical Services Office - NCR	388,129.58	146,378.74			534,508.32												534,508.32	
Region I - Ilocos	71,303.22	137,924.09			209,227.31												209,227.31	
Regional Statistical Services Office - I	71,303.22	137,924.09			209,227.31												209,227.31	
Cordillera Administrative	299,786.07	132,409.31			432,195.38												432,195.38	
Regional Statistical Services Office - CAR	299,786.07	132,409.31			432,195.38												432,195.38	
Region II - Cagayan Valley	301,258.89	81,278.50			382,537.39												382,537.39	
Regional Statistical Services Office - II	301,258.89	81,278.50			382,537.39												382,537.39	
Region III - Central Luzon	399,207.63	114,477.51			513,685.14												513,685.14	
Regional Statistical Services Office - III	399207.63	114477.51			513685.14												513685.14	
Region IVA - CALABARZON	363905.27	129928.42			493833.69												493833.69	
Regional Statistical Services Office - IV-A	363,905.27	129,928.42			493,833.69												493,833.69	
Region IVB - MIMAROPA	279,863.95	146,001.49			425,865.44												425,865.44	
Regional Statistical Services Office - IV-B	279,863.95	146,001.49			425,865.44												425,865.44	
Region V - Bicol	290,479.57	114,291.68			404,771.25												404,771.25	
Regional Statistical Services Office - V	290,479.57	114,291.68			404,771.25												404,771.25	
Region VI - Western																		
Regional Statistical Services Office - VI																		
Region VII - Central Visayas	81,900.01	32,772.64			114,672.65												114,672.65	
Regional Statistical Services Office - VII	81,900.01	32,772.64			114,672.65												114,672.65	
Region VIII - Eastern	315,194.83	173,531.20			488,726.03												488,726.03	
Regional Statistical Services Office - VIII	315,194.83	173,531.20			488,726.03												488,726.03	
Region IX - Zamboanga	226,962.38	165,379.35			392,341.73												392,341.73	

Department: National Economic and Development Authority (Operating Unit: All						
Organization Code (UACS): 240080000000					Report Status: ALL						
PARTICULARS		TRUST LIABILITIES				GRAND TOTAL					REMARKS
		PS	MOOE	CO	TOTAL	PS	MOOE	Fin. Exp	CO	TOTAL	
1	19	20	21	22=(19+20+21)	23	24	25	26	27=(23+24+25+26)	28	
Philippine Statistics Authority											
(NCR)											
Central Office											
Region II - Cagayan Valley											
Regional Statistical Services Office - II											
Tax Remittance Advices Issued											
National Economic and Development Authority											
Philippine Statistics											
National Capital Region (NCR)											
Central Office											
Regional Statistical Services Office - NCR											
Region I - Ilocos											
Regional Statistical Services Office - I											
Cordillera Administrative											
Regional Statistical Services Office - CAR											
Region II - Cagayan Valley											
Regional Statistical Services Office - II											
Region III - Central Luzon											
Regional Statistical Services Office - III											
Region IVA - CALABARZON											
Regional Statistical Services Office - IV-A											
Region IVB - MIMAROPA											
Regional Statistical Services Office - IV-B											
Region V - Bicol											
Regional Statistical Services Office - V											
Region VI - Western											
Regional Statistical Services Office - VI											
Region VII - Central Visayas											
Regional Statistical Services Office - VII											
Region VIII - Eastern											
Regional Statistical Services Office - VIII											
Region IX - Zamboanga											

Department: National Economic and Development Authority (NEDA)										Agency: Philippine Statistics Authority							
Organization Code (UACS): 240080000000										Fund Cluster: 01 - Regular Agency Fund							
PARTICULARS	CURRENT YEAR BUDGET					PRIOR YEAR'S BUDGET										SUB-TOTAL	
	PS	MOOE	Fin. Exp	CO	TOTAL	PRIOR YEAR'S ACCOUNTS PAYABLE					CURRENT YEAR'S ACCOUNTS PAYABLE						
						PS	MOOE	Fin. Exp	CO	Sub-Total	PS	MOOE	Fin. Exp	CO	Sub-Total		TOTAL
1	2	3	4	5	6=(2+3+4+5)	7	8	9	10	11=(7+8+9+10)	12	13	14	15	16=(12+13+14+15)	17=(11+16)	18=(6+17)
Regional Statistical Services Office - IX	226,962.38	165,379.35			392,341.73												392,341.73
Region X - Northern	280,240.39	212,907.55			493,147.94												493,147.94
Regional Statistical Services Office - X	280,240.39	212,907.55			493,147.94												493,147.94
Region XI - Davao	120,164.31	48,357.55			168,521.86												168,521.86
Regional Statistical Services Office - XI	120164.31	48357.55			168521.86												168521.86
Region XII - SOCCSKSARGEN	96370.23	24671.89			121042.12												121042.12
Regional Statistical Services Office - XII	96370.23	24671.89			121042.12												121042.12
Region XIII - CARAGA	252208.13	90516.54			342724.67												342724.67
Regional Statistical	252208.13	90516.54			342724.67												342724.67
Autonomous Region in Muslim Mindanao (ARMM)	220543.97	390055.46			610599.43												610599.43
Regional Statistical Services Office - ARMM	220543.97	390055.46			610599.43												610599.43
Center for Development Planning (CDC)																	
National Economic and Development Authority - Philippine Statistics																	
National Capital Region (NCR) - Central Office																	
Region II - Cagayan Valley - Services Office - II																	
Region II - Cagayan Valley - Availment																	
National Economic and Development Authority - Philippine Statistics																	
National Capital Region (NCR)																	

Central Office																	
Region II - Cagayan Valley																	
Regional Statistical Services Office - II																	
Others (CDT, BTr Docs Stamp, etc.)			1,080		1080												1,080.00
National Economic and Development Authority (NEDA)			1080		1080												1,080.00
Philippine Statistics Authority			1,080.00		1080												1,080.00
National Capital Region (NCR)			1,080.00		1080												1,080.00
Central Office																	
Regional Statistical Services Office - NCR			1080		1080												1,080.00
Region II - Cagayan Valley																	
Regional Statistical Services Office - II																	
Grand Total	85,233,486.96	98,030,814.24	1,080.00		183265381.2		3482714.41		4740431.43	8223145.84		1703			1703	8224848.84	191490230

Department: National Economic and Development Authority (Operating Unit: All					
Organization Code (UACS): 240080000000					Report Status: ALL					
PARTICULARS	TRUST LIABILITIES				GRAND TOTAL					REMARKS
	PS	MOOE	CO	TOTAL	PS	MOOE	Fin. Exp	CO	TOTAL	
1	19	20	21	22=(19+20+21)	23	24	25	26	27=(23+24+25+26)	28
Regional Statistical Services Office - IX					226,962.38	165,379.35			392,341.73	
Region X - Northern					280,240.39	212,907.55			493,147.94	
Regional Statistical Services Office - X					280,240.39	212,907.55			493,147.94	
Region XI - Davao					120,164.31	48,357.55			168,521.86	
Regional Statistical Services Office - XI					120164.31	48357.55			168521.86	
Region XII - SOCCSKSARGEN					96370.23	24671.89			121042.12	
Regional Statistical Services Office - XII					96370.23	24671.89			121042.12	
Region XIII - CARAGA					252208.13	90516.54			342724.67	
Regional Statistical					252208.13	90516.54			342724.67	
Autonomous Region in Muslim Mindanao (ARMM)					220543.97	390055.46			610599.43	
Regional Statistical Services Office - ARMM					220543.97	390055.46			610599.43	
Center for Development Planning (CDC)										
National Economic and Development Authority										
Philippine Statistics										
National Capital Region (NCR)										
Central Office										
Region II - Cagayan Valley										
Regional Statistical Services Office - II										
Availment										
National Economic and Development Authority										
Philippine Statistics										
National Capital Region (NCR)										

Central Office

Region II - Cagayan Valley										
Regional Statistical Services Office - II										
Others (CDT, BTr Docs Stamp, etc.)							1,080.00		1,080.00	
National Economic and Development Authority (NEDA)							1,080.00		1,080.00	
Philippine Statistics Authority							1,080.00		1,080.00	
National Capital Region (NCR)							1,080.00		1,080.00	
Central Office										
Regional Statistical Services Office - NCR							1,080.00		1,080.00	
Region II - Cagayan Valley										
Regional Statistical Services Office - II										
Grand Total					85,233,486.96	101,515,231.65	1,080.00	4,740,431.43	191,490,230.04	

Department: National Economic and Development Authority (NEDA)											Agency: Philippine Statistics Authority							
Organization Code (UACS): 240080000000											Fund Cluster: 01 - Regular Agency Fund							
	CURRENT YEAR BUDGET					PRIOR YEAR'S BUDGET										SUB-TOTAL		
						PRIOR YEAR'S ACCOUNTS PAYABLE					CURRENT YEAR'S ACCOUNTS PAYABLE							
	PS	MOOE	Fin. Exp	CO	TOTAL	PS	MOOE	Fin. Exp	CO	Sub-Total	PS	MOOE	Fin. Exp	CO	Sub-Total		TOTAL	
	PARTICULARS																	
1	2	3	4	5	6=(2+3+4+5)	7	8	9	10	11=(7+8+9+10)	12	13	14	15	16=(12+13+14+15)	17=(11+16)	18=(6+17)	

Summary			
PARTICULARS	PREVIOUS REPORT	CURRENT MONTH	AS OF DATE
(1)	(2)	(3)	(4)
Total Disbursement Authorities Received			
NCA	574,048,317.00	285,101,984.86	859,150,301.86
Working Fund	2,700,489.00	70,028.00	2,770,517.00
TRA	35478002.5	18637474.37	54115476.87
CDC			
NCAA			
Others (CDT, BTr Docs Stamp, etc.)	28,706.69	54,579.79	83,286.48
Less: Notice of Transfer Allocations (NTA)* issued	13,265,174.51	(1,173,769.34)	12,091,405.17
Total Disbursements Authorities Available	598990340.7	302690297.7	904028177
Less			
Lapsed NCA		206,104,853.81	206,104,853.81
Disbursements	461,630,870.16	191,490,230.04	653,121,100.20
Balance of Disbursements Authorities as of to date	137,359,470.52	-94,904,786.17	42,454,684.35
Total Disbursements Program	163,318,604.80	68,662,920.69	231,981,525.49
Less: * Actual Disbursements	481,209,949.75	191,490,230.04	672,700,179.79
(Over)/Under spending~	(317,891,344.95)	(122,827,309.35)	(440,718,654.30)

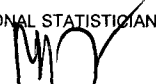
Certified Correct:


EVELYN F. TOLENTINO
Agency Chief Accountant

Date:

This report was generated using the Unified Reporting System on 07/07/2017 09:44


Approved By:

FOR THE NATIONAL STATISTICIAN

ROMEO S. RECIDE
Assistant Secretary
Deputy National Statistician
Officer-in-Charge

Date:

MONTHLY REPORT OF DISBURSEMENTS
For the month of February, 2017

Department: National Economic and Development Authority (NEDA)										Agency: Philippine Statistics Authority							
Organization Code (UACS): 240080000000										Fund Cluster: 01 - Regular Agency Fund							
PARTICULARS	CURRENT YEAR BUDGET					PRIOR YEAR'S BUDGET										SUB-TOTAL	
	PS	MOOE	Fin. Exp	CO	TOTAL	PRIOR YEAR'S ACCOUNTS PAYABLE					CURRENT YEAR'S ACCOUNTS PAYABLE						
						PS	MOOE	Fin. Exp	CO	Sub-Total	PS	MOOE	Fin. Exp	CO	Sub-Total		TOTAL
1	2	3	4	5	6=(2+3+4+5)	7	8	9	10	11=(7+8+9+10)	12	13	14	15	16=(12+13+14+15)	17=(11+16)	18=(6+17)
Notice of Cash Allocation (NCA)	64,655,118.84	92,642,717.30			157,297,836.14	7,265,449.65	11,520,250.59		193,102,652.89	211,888,353.13		8,019.87			8,019.87	211,896,373	369,194,209.14
MDS Checks Issued	28,731,234.62	50,296,699.98			79,027,934.60		1,032,500		192,944,668.35	193,977,168.35		8,019.87			8,019.87	193,985,188.22	273,013,122.82
National Economic and Development Authority (NEDA)	28,731,234.62	50,296,699.98			79,027,934.60		1,032,500		192,944,668.35	193,977,168.35		8,019.87			8,019.87	193,985,188.22	273,013,122.82
Philippine Statistics Authority	28,731,234.62	50,296,699.98			79,027,934.60		1,032,500		192,944,668.35	193,977,168.35		8,019.87			8,019.87	193,985,188.22	273,013,122.82
National Capital Region (NCR)	8,034,313.19	25,489,683.76			33,523,996.95		1,032,500		192,944,668.35	193,977,168.35						193,977,168.35	227,501,165.30
Central Office	6,936,485.76	25,082,607.49			32,019,093.25		1,032,500		192,944,668.35	193,977,168.35						193,977,168.35	225,996,261.60
Regional Statistical	1,097,827.43	407,076.27			1,504,903.70												1,504,903.70
Region I - Ilocos	381,406.61	182,640.03			564,046.64												564,046.64
Regional Statistical	381,406.61	182,640.03			564,046.64												564,046.64
Cordillera Administrative Region (CAR)	2,296,327.99	2,287,872.48			4,584,200.47												4,584,200.47
Regional Statistical	2,296,327.99	2,287,872.48			4,584,200.47												4,584,200.47
Region II - Cagayan Valley	836,156.83	1,698,120.24			2,534,277.07												2,534,277.07
Regional Statistical	836,156.83	1,698,120.24			2,534,277.07												2,534,277.07
Region III - Central Luzon	698,759.32	520,197.74			1,218,957.06												1,218,957.06
Regional Statistical	698,759.32	520,197.74			1,218,957.06												1,218,957.06
Region IVA - CALABARZON	2,109,738.14	2,963,490.77			5,073,228.91												5,073,228.91
Regional Statistical	2,109,738.14	2,963,490.77			5,073,228.91												5,073,228.91
Region IVB - MIMAROPA	1,865,271.81	3,230,893.39			5,096,165.20												5,096,165.20
Regional Statistical	1,865,271.81	3,230,893.39			5,096,165.20												5,096,165.20
Region V - Bicol	1,670,371.33	1,898,869.37			3,569,240.70												3,569,240.70
Regional Statistical	1,670,371.33	1,898,869.37			3,569,240.70												3,569,240.70
Region VI - Western Visayas	3,827,937.50	2,931,647.01			6,759,584.51												6,759,584.51
Regional Statistical	3,827,937.50	2,931,647.01			6,759,584.51												6,759,584.51
Region VII - Central Visayas	262,082.72	162,080.10			424,162.82							8,019.87			8,019.87	8,019.87	432,182.69
Regional Statistical	262,082.72	162,080.10			424,162.82							8,019.87			8,019.87	8,019.87	432,182.69
Region VIII - Eastern Visayas	559,249.63	868,340.17			1,427,589.80												1,427,589.80
Regional Statistical	559,249.63	868,340.17			1,427,589.80												1,427,589.80
Region IX - Zamboanga Peninsula	272,782.81	301,987.25			574,770.06												574,770.06



Department: National Economic and Development Authority (Operating Unit: All					
Organization Code (UACS): 240080000000					Report Status: ALL					
PARTICULARS	TRUST LIABILITIES				GRAND TOTAL					REMARKS
	PS	MOOE	CO	TOTAL	PS	MOOE	Fin. Exp	CO	TOTAL	
1	19	20	21	22=(19+20+21)	23	24	25	26	27=(23+24+25+26)	28
Notice of Cash Allocation (NCA)					71,920,568.49	104,170,987.76		193,102,652.89	369,194,209.14	
MDS Checks Issued					28,731,234.62	51,337,219.85		192,944,668.35	273,013,122.82	
National Economic and Development Authority (NEDA)					28,731,234.62	51,337,219.85		192,944,668.35	273,013,122.82	
Philippine Statistics Authority					28,731,234.62	51,337,219.85		192,944,668.35	273,013,122.82	
National Capital Region (NCR)					8,034,313.19	26,522,183.76		192,944,668.35	227,501,165.30	
Central Office					6,936,485.76	26,115,107.49		192,944,668.35	225,996,261.60	
Regional Statistical					1,097,827.43	407,076.27			1,504,903.70	
Region I - Ilocos					381,406.61	182,640.03			564,046.64	
Regional Statistical					381,406.61	182,640.03			564,046.64	
Cordillera Administrative Region (CAR)					2,296,327.99	2,287,872.48			4,584,200.47	
Regional Statistical					2,296,327.99	2,287,872.48			4,584,200.47	
Region II - Cagayan Valley					836,156.83	1,698,120.24			2,534,277.07	
Regional Statistical					836,156.83	1,698,120.24			2,534,277.07	
Region III - Central Luzon					698,759.32	520,197.74			1,218,957.06	
Regional Statistical					698,759.32	520,197.74			1,218,957.06	
Region IVA - CALABARZON					2,109,738.14	2,963,490.77			5,073,228.91	
Regional Statistical					2,109,738.14	2,963,490.77			5,073,228.91	
Region IVB - MIMAROPA					1,865,271.81	3,230,893.39			5,096,165.20	
Regional Statistical					1,865,271.81	3,230,893.39			5,096,165.20	
Region V - Bicol					1,670,371.33	1,898,869.37			3,569,240.70	
Regional Statistical					1,670,371.33	1,898,869.37			3,569,240.70	
Region VI - Western Visayas					3,827,937.50	2,931,647.01			6,759,584.51	
Regional Statistical					3,827,937.50	2,931,647.01			6,759,584.51	
Region VII - Central Visayas					262,082.72	170,099.97			432,182.69	
Regional Statistical					262,082.72	170,099.97			432,182.69	
Region VIII - Eastern Visayas					559,249.63	868,340.17			1,427,589.80	
Regional Statistical					559,249.63	868,340.17			1,427,589.80	
Region IX - Zamboanga Peninsula					272,782.81	301,987.25			574,770.06	

[illegible]

Department: National Economic and Development Authority (Operating Unit: All					
Organization Code (UACS): 240080000000					Report Status: ALL					
PARTICULARS	TRUST LIABILITIES				GRAND TOTAL					REMARKS
	PS	MOOE	CO	TOTAL	PS	MOOE	Fin. Exp.	CO	TOTAL	
1	19	20	21	22=(19+20+21)	23	24	25	26	27=(23+24+25+26)	28
Regional Statistical					272,782.81	301,987.25			574,770.06	
Region X - Northern Mindanao						8,373.36			8,373.36	
Regional Statistical						8,373.36			8,373.36	
Region XI - Davao					276,943.61	759,861.13			1,036,804.74	
Regional Statistical					276,943.61	759,861.13			1,036,804.74	
Region XII - SOCCSKSARGEN					2,191,850.95	2,509,784.59			4,701,635.54	
Regional Statistical					2,191,850.95	2,509,784.59			4,701,635.54	
Region XIII - CARAGA					1,217,088.06	2,235,289.47			3,452,377.53	
Regional Statistical					1,217,088.06	2,235,289.47			3,452,377.53	
Autonomous Region in Muslim Mindanao					2,230,954.12	2,247,569.12			4,478,523.24	
Regional Statistical					2,230,954.12	2,247,569.12			4,478,523.24	
Advice to Debit Account					43,189,333.87	52,833,767.91		157,984.54	96,181,086.32	
National Economic and Development Authority (NEDA)					43,189,333.87	52,833,767.91		157,984.54	96,181,086.32	
Philippine Statistics Authority					43,189,333.87	52,833,767.91		157,984.54	96,181,086.32	
National Capital Region (NCR)					21,493,306.34	33,045,101.23		157,984.54	54,696,392.11	
Central Office					18,599,974.19	30,407,047.87		157,984.54	49,165,006.60	
Regional Statistical					2,893,332.15	2,638,053.36			5,531,385.51	
Region I - Ilocos					2,526,530.48	3,234,334.90			5,760,865.38	
Regional Statistical					2,526,530.48	3,234,334.90			5,760,865.38	
Region II - Cagayan Valley					1,618,458.94	492,626.97			2,111,085.91	
Regional Statistical					1,618,458.94	492,626.97			2,111,085.91	
Region III - Central Luzon					2,679,478.76	3,412,742.40			6,092,221.16	
Regional Statistical					2,679,478.76	3,412,742.40			6,092,221.16	
Region IVA - CALABARZON					1,664,173.03	424,427.30			2,088,600.33	
Regional Statistical					1,664,173.03	424,427.30			2,088,600.33	
Region IVB - MIMAROPA					344,659.51	288,737.68			633,397.19	
Regional Statistical					344,659.51	288,737.68			633,397.19	
Region V - Bicol					788,778				788,778	
Regional Statistical					788,778				788,778	
Region VII - Central Visayas					2,774,141.81	2,115,511.11			4,889,652.92	
Regional Statistical					2,774,141.81	2,115,511.11			4,889,652.92	

Department: National Economic and Development Authority (NEDA)										Agency: Philippine Statistics Authority							
Organization Code (UACS): 240080000000										Fund Cluster: 01 - Regular Agency Fund							
PARTICULARS	CURRENT YEAR BUDGET					PRIOR YEAR'S BUDGET											SUB-TOTAL
						PRIOR YEAR'S ACCOUNTS PAYABLE					CURRENT YEAR'S ACCOUNTS PAYABLE						
	PS	MOOE	Fin. Exp	CO	TOTAL	PS	MOOE	Fin. Exp	CO	Sub-Total	PS	MOOE	Fin. Exp	CO	Sub-Total	TOTAL	
1	2	3	4	5	6=(2+3+4+5)	7	8	9	10	11=(7+8+9+10)	12	13	14	15	16=(12+13+14+15)	17=(11+16)	18=(6+17)
Region VIII - Eastern Visayas	2,318,852.20	2,104,260.46			4,423,112.66												4,423,112.66
Regional Statistical	2,318,852.20	2,104,260.46			4,423,112.66												4,423,112.66
Region IX - Zamboanga Peninsula	1,689,229.15	2,477,113.15			4,166,342.30												4,166,342.30
Regional Statistical	1,689,229.15	2,477,113.15			4,166,342.30												4,166,342.30
Region X - Northern Mindanao	2,620,878.92	2,205,027.29			4,825,906.21												4,825,906.21
Regional Statistical	2,620,878.92	2,205,027.29			4,825,906.21												4,825,906.21
Region XI - Davao	2,120,075.26	1,946,389.66			4,066,464.92												4,066,464.92
Regional Statistical	2,120,075.26	1,946,389.66			4,066,464.92												4,066,464.92
Region XIII - CARAGA	550,771.47	1,087,495.76			1,638,267.23												1,638,267.23
Regional Statistical	550,771.47	1,087,495.76			1,638,267.23												1,638,267.23
Notice of Transfer of Allocation (NTA)		325,489			325,489												325,489
MDS Checks Issued		325,489			325,489												325,489
National Economic and Development Authority (NEDA)		325,489			325,489												325,489
Philippine Statistics Authority		325,489			325,489												325,489
National Capital Region (NCR)																	
Central Office																	
Autonomous Region in Muslim Mindanao		325,489			325,489												325,489
Regional Statistical		325,489			325,489												325,489
Advice to Debit Account																	
National Economic and Development Authority (NEDA)																	
Philippine Statistics Authority																	
National Capital Region (NCR)																	
Central Office																	
Region IX - Zamboanga Peninsula																	
Regional Statistical																	
Working Fund (NCA issued to BTr)																	
National Economic and Development Authority (NEDA)																	
Philippine Statistics Authority																	
National Capital Region (NCR)																	
Central Office																	
Tax Remittance Advices Issued (TRA)	12,883,210.90	6,890,877.09			19,774,087.99		681,319.98		13,935.38	695,255.36						695,255.36	20,469,343.35

Department: National Economic and Development Authority (Operating Unit: All					
Organization Code (UACS): 240080000000					Report Status: ALL					
PARTICULARS	TRUST LIABILITIES				GRAND TOTAL					REMARKS
	PS	MOOE	CO	TOTAL	PS	MOOE	Fin. Exp	CO	TOTAL	
1	19	20	21	22=(19+20+21)	23	24	25	26	27=(23+24+25+26)	28
Region VIII - Eastern Visayas					2,318,852.20	2,104,260.46			4,423,112.66	
Regional Statistical					2,318,852.20	2,104,260.46			4,423,112.66	
Region IX - Zamboanga Peninsula					1,689,229.15	2,477,113.15			4,166,342.30	
Regional Statistical					1,689,229.15	2,477,113.15			4,166,342.30	
Region X - Northern Mindanao					2,620,878.92	2,205,027.29			4,825,906.21	
Regional Statistical					2,620,878.92	2,205,027.29			4,825,906.21	
Region XI - Davao					2,120,075.26	1,946,389.66			4,066,464.92	
Regional Statistical					2,120,075.26	1,946,389.66			4,066,464.92	
Region XIII - CARAGA					550,771.47	1,087,495.76			1,638,267.23	
Regional Statistical					550,771.47	1,087,495.76			1,638,267.23	
Notice of Transfer of Allocation (NTA)						325,489			325,489	
MDS Checks Issued						325,489			325,489	
National Economic and Development Authority (NEDA)						325,489			325,489	
Philippine Statistics Authority						325,489			325,489	
National Capital Region (NCR)										
Central Office										
Autonomous Region in Muslim Mindanao						325,489			325,489	
Regional Statistical						325,489			325,489	
Advice to Debit Account										
National Economic and Development Authority (NEDA)										
Philippine Statistics Authority										
National Capital Region (NCR)										
Central Office										
Region IX - Zamboanga Peninsula										
Regional Statistical										
Working Fund (NCA issued to BTr)										
National Economic and Development Authority (NEDA)										
Philippine Statistics Authority										
National Capital Region (NCR)										
Central Office										
Tax Remittance Advices Issued (TRA)					12,883,210.90	7,572,197.07		13,935.38	20,469,343.35	

Department: National Economic and Development Authority (NEDA)										Agency: Philippine Statistics Authority							
Organization Code (UACS): 240080000000										Fund Cluster: 01 - Regular Agency Fund							
PARTICULARS	CURRENT YEAR BUDGET					PRIOR YEAR'S BUDGET										SUB-TOTAL	
						PRIOR YEAR'S ACCOUNTS PAYABLE					CURRENT YEAR'S ACCOUNTS PAYABLE						
	PS	MOOE	Fin. Exp	CO	TOTAL	PS	MOOE	Fin. Exp	CO	Sub-Total	PS	MOOE	Fin. Exp	CO	Sub-Total		TOTAL
1	2	3	4	5	6=(2+3+4+5)	7	8	9	10	11=(7+8+9+10)	12	13	14	15	16=(12+13+14+15)	17=(11+16)	18=(8+17)
National Economic and Development Authority (NEDA)	12,883,210.90	6,890,877.09			19,774,087.99		681,319.98		13,935.38	695,255.36						695,255.36	20,469,343.35
Philippine Statistics Authority	12,883,210.90	6,890,877.09			19,774,087.99		681,319.98		13,935.38	695,255.36						695,255.36	20,469,343.35
National Capital Region (NCR)	9,286,391.07	5,356,643.60			14,643,034.67		681,319.98		13,935.38	695,255.36						695,255.36	15,338,290.03
Central Office	8,898,802.55	5,346,272.80			14,245,075.35		681,319.98		13,935.38	695,255.36						695,255.36	14,940,330.71
Regional Statistical	387,588.52	10,370.80			397,959.32												397,959.32
Region I - Ilocos	69,025.49	14,540.06			83,565.55												83,565.55
Regional Statistical	69,025.49	14,540.06			83,565.55												83,565.55
Cordillera Administrative Region (CAR)	312,735.44	145,936.77			458,672.21												458,672.21
Regional Statistical	312,735.44	145,936.77			458,672.21												458,672.21
Region II - Cagayan Valley	292,142.44	72,054.86			364,197.30												364,197.30
Regional Statistical	292,142.44	72,054.86			364,197.30												364,197.30
Region III - Central Luzon	397,248.65	139,528.26			536,776.91												536,776.91
Regional Statistical	397,248.65	139,528.26			536,776.91												536,776.91
Region IVA - CALABARZON	316,232.97	161,336.40			477,569.37												477,569.37
Regional Statistical	316,232.97	161,336.40			477,569.37												477,569.37
Region IVB - MIMAROPA	273,678.85	141,494.85			415,173.70												415,173.70
Regional Statistical	273,678.85	141,494.85			415,173.70												415,173.70
Region V - Bicol	288,514.44	80,107.58			368,622.02												368,622.02
Regional Statistical	288,514.44	80,107.58			368,622.02												368,622.02
Region VI - Western Visayas																	
Regional Statistical																	
Region VII - Central Visayas	81,900.01	12,048.24			93,948.25												93,948.25
Regional Statistical	81,900.01	12,048.24			93,948.25												93,948.25
Region VIII - Eastern Visayas	308,226.20	162,753.55			470,979.75												470,979.75
Regional Statistical	308,226.20	162,753.55			470,979.75												470,979.75
Region IX - Zamboanga Peninsula	286,842.67	109,161.31			396,003.98												396,003.98
Regional Statistical	286,842.67	109,161.31			396,003.98												396,003.98
Region X - Northern Mindanao	280,246.45	101,007.36			381,253.81												381,253.81
Regional Statistical	280,246.45	101,007.36			381,253.81												381,253.81
Region XI - Davao	126,153.24	52,903.19			179,056.43												179,056.43
Regional Statistical	126,153.24	52,903.19			179,056.43												179,056.43

Department: National Economic and Development Authority (Operating Unit: All					
Organization Code (UACS): 240080000000					Report Status: ALL					
PARTICULARS	TRUST LIABILITIES				GRAND TOTAL					REMARKS
	PS	MOO E	CO	TOTAL 22=(19+20+ 21)	PS	MOOE	Fin. Exp	CO	TOTAL	
1	19	20	21		23	24	25	26	27=(23+24+25+26)	28
National Economic and Development Authority (NEDA)					12,883,210.90	7,572,197.07		13,935.38	20,469,343.35	
Philippine Statistics Authority					12,883,210.90	7,572,197.07		13,935.38	20,469,343.35	
National Capital Region (NCR)					9,286,391.07	6,037,963.58		13,935.38	15,338,290.03	
Central Office					8,898,802.55	6,027,592.78		13,935.38	14,940,330.71	
Regional Statistical					387,588.52	10,370.80			397,959.32	
Region I - Ilocos					69,025.49	14,540.06			83,565.55	
Regional Statistical					69,025.49	14,540.06			83,565.55	
Cordillera Administrative Region (CAR)					312,735.44	145,936.77			458,672.21	
Regional Statistical					312,735.44	145,936.77			458,672.21	
Region II - Cagayan Valley					292,142.44	72,054.86			364,197.30	
Regional Statistical					292,142.44	72,054.86			364,197.30	
Region III - Central Luzon					397,248.65	139,528.26			536,776.91	
Regional Statistical					397,248.65	139,528.26			536,776.91	
Region IVA - CALABARZON					316,232.97	161,336.40			477,569.37	
Regional Statistical					316,232.97	161,336.40			477,569.37	
Region IVB - MIMAROPA					273,678.85	141,494.85			415,173.70	
Regional Statistical					273,678.85	141,494.85			415,173.70	
Region V - Bicol					288,514.44	80,107.58			368,622.02	
Regional Statistical					288,514.44	80,107.58			368,622.02	
Region VI - Western Visayas										
Regional Statistical										
Region VII - Central Visayas					81,900.01	12,048.24			93,948.25	
Regional Statistical					81,900.01	12,048.24			93,948.25	
Region VIII - Eastern Visayas					308,226.20	162,753.55			470,979.75	
Regional Statistical					308,226.20	162,753.55			470,979.75	
Region IX - Zamboanga Peninsula					286,842.67	109,161.31			396,003.98	
Regional Statistical					286,842.67	109,161.31			396,003.98	
Region X - Northern Mindanao					280,246.45	101,007.36			381,253.81	
Regional Statistical					280,246.45	101,007.36			381,253.81	
Region XI - Davao					126,153.24	52,903.19			179,056.43	
Regional Statistical					126,153.24	52,903.19			179,056.43	

Department: National Economic and Development Authority (NEDA)											Agency: Philippine Statistics Authority							
Organization Code (UACS): 240080000000											Fund Cluster: 01 - Regular Agency Fund							
PARTICULARS	CURRENT YEAR BUDGET					PRIOR YEAR'S BUDGET												SUB-TOTAL
						PRIOR YEAR'S ACCOUNTS PAYABLE					CURRENT YEAR'S ACCOUNTS PAYABLE							
	PS	MOOE	Fin. Exp	CO	TOTAL	PS	MOOE	Fin. Exp	CO	Sub-Total	PS	MOOE	Fin. Exp	CO	Sub-Total	TOTAL		
1	2	3	4	5	6=(2+3+4+5)	7	8	9	10	11=(7+8+9+10)	12	13	14	15	16=(12+13+14+15)	17=(11+16)	18=(6+17)	
Region XII - SOCCSKSARGEN	86,885.78	25,566.18			112,451.96												112,451.96	
Regional Statistical	86,885.78	25,566.18			112,451.96												112,451.96	
Region XIII - CARAGA	256,443.23	194,299.73			450,742.96												450,742.96	
Regional Statistical	256,443.23	194,299.73			450,742.96												450,742.96	
Autonomous Region in Muslim Mindanao	220,543.97	121,495.15			342,039.12												342,039.12	
Regional Statistical	220,543.97	121,495.15			342,039.12												342,039.12	
Cash Disbursement Ceiling (CDC)																		
National Economic and Development Authority (NEDA)																		
Philippine Statistics Authority																		
National Capital Region (NCR)																		
Central Office																		
Non-Cash Availment Authority (NCAA)																		
National Economic and Development Authority (NEDA)																		
Philippine Statistics Authority																		
National Capital Region (NCR)																		
Central Office																		
Others (CDT, BTr Docs Stamp, etc.)																		
National Economic and Development Authority (NEDA)																		
Philippine Statistics Authority																		
National Capital Region (NCR)																		
Central Office																		
Region V - Bicol																		
Regional Statistical																		
Grand Total	77,538,329.74	99,859,083.39			177,397,413.13	7,265,449.65	12,201,570.57		193,116,588.27	212,583,608.49	8,019.87				8,019.87	212,591,628.36	389,989,041.49	

Department: National Economic and Development Authority (Operating Unit: All					
Organization Code (UACS): 240080000000					Report Status: ALL					
PARTICULARS	TRUST LIABILITIES				GRAND TOTAL					REMARKS
	PS	MOOE	CO	TOTAL	PS	MOOE	Fin. Exp	CO	TOTAL	
1	19	20	21	22=(19+20+21)	23	24	25	26	27=(23+24+25+26)	28
Region XII - SOCCSKSARGEN					86,885.78	25,566.18			112,451.96	
Regional Statistical					86,885.78	25,566.18			112,451.96	
Region XIII - CARAGA					256,443.23	194,299.73			450,742.96	
Regional Statistical					256,443.23	194,299.73			450,742.96	
Autonomous Region in Muslim Mindanao					220,543.97	121,495.15			342,039.12	
Regional Statistical					220,543.97	121,495.15			342,039.12	
Cash Disbursement Ceiling (CDC)										
National Economic and Development Authority (NEDA)										
Philippine Statistics Authority										
National Capital Region (NCR)										
Central Office										
Non-Cash Availment Authority (NCAA)										
National Economic and Development Authority (NEDA)										
Philippine Statistics Authority										
National Capital Region (NCR)										
Central Office										
Others (CDT, BTr Docs Stamp, etc.)										
National Economic and Development Authority (NEDA)										
Philippine Statistics Authority										
National Capital Region (NCR)										
Central Office										
Region V - Bicol										
Regional Statistical										
Grand Total					84,803,779.39	112,068,673.83		193,116,588.27	389,989,041.49	

Department: National Economic and Development Authority (NEDA)											Agency: Philippine Statistics Authority						
Organization Code (UACS): 240080000000											Fund Cluster: 01 - Regular Agency Fund						
	CURRENT YEAR BUDGET					PRIOR YEAR'S BUDGET										SUB-TOTAL	
						PRIOR YEAR'S ACCOUNTS PAYABLE					CURRENT YEAR'S ACCOUNTS PAYABLE						
	PS	MOOE	Fin. Exp	CO	TOTAL	PS	MOOE	Fin. Exp	CO	Sub-Total	PS	MOOE	Fin. Exp	CO	Sub-Total		TOTAL
	1	2	3	4	5	6=(2+3+4+5)	7	8	9	10	11=(7+8+9+10)	12	13	14	15		16=(12+13+14+15)

Summary


PARTICULARS	PREVIOUS REPORT	CURRENT MONTH	AS OF DATE
(1)	(2)	(3)	(4)
Total Disbursement Authorities Received			
NCA	287,245,127.00	286,803,190.00	574,048,317.00
Working Fund	255,481.00	2,445,028.00	2,700,489.00
TRA	15,236,562.59	20,241,539.91	35,478,102.50
CDC			
NCAA			
Others (CDT, BTr Docs Stamp, etc.)		28,706.69	28,706.69
Less: Notice of Transfer Allocations (NTA)* issued	4,498,580.72	8,766,593.79	13,265,174.51
Total Disbursements Authorities Available	298,238,569.87	300,751,870.81	598,990,440.68
Less			
Lapsed NCA			
Disbursements	101,977,179.26	389,989,041.49	491,966,220.75
Balance of Disbursements Authorities as of to date	196,261,390.61	(89,237,170.68)	107,024,219.93
Total Disbursements Program	86,947,727.01	76,370,897.79	163,318,624.80
Less: * Actual Disbursements	47,144,447.01	389,989,041.49	437,133,488.50
(Over)/Under spending~	39,803,280.00	(313,618,143.70)	(273,814,863.70)

Certified Correct:


EVELYN F. TOLENTINO
Agency Chief Accountant

Date:

Approved By:

FOR THE NATIONAL STATISTICIAN

ROMEO S. RECIDE
Assistant Secretary
Deputy National Statistician
Officer-in-Charge

Date:

MONTHLY REPORT OF DISBURSEMENTS
For the month of January 2017

Department: National Economic and Development Authority (NEDA)										Agency: Philippine Statistics Authority							
Organization Code (UACS): 240080000000										Fund Cluster: 01 - Regular Agency Fund							
PARTICULARS	CURRENT YEAR BUDGET					PRIOR YEAR'S BUDGET											SUB-TOTAL
						PRIOR YEAR'S ACCOUNTS PAYABLE				CURRENT YEAR'S ACCOUNTS PAYABLE							
	PS	MOOE	Fin. Exp	CO	TOTAL	PS	MOOE	CO	Sub-Total	P S	MO OE	Fin. Exp	CO	Sub-Total	TOTAL		
1	2	3	4	5	6=(2+3+4+5)	7	8	10	11=(7+8+9+10)	12	13	14	15	16=(12+13+14+15)	17=(11+16)	18=(6+17)	
Notice of Cash Allocation (NCA)																	
Notice of Cash Allocation (NCA)	48,799,906.20	25,038,892.25			73,838,798.45	19,002	14,286,674.48	2,449,099.90	16,754,776.38						16,754,776.38	90,593,574.83	
National Economic and Development Authority (NEDA)																	
Authority																	
National Capital Region (NCR)																	
Office																	
MDS Checks Issued	17,438,663.69	10,000,944.96			27,439,608.65		7,808,148.98		7,808,148.98						7,808,148.98	35,247,757.63	
National Economic and Development Authority (NEDA)	17,438,663.69	10,000,944.96			27,439,608.65		7,808,148.98		7,808,148.98						7,808,148.98	35,247,757.63	
Authority	17,438,663.69	10,000,944.96			27,439,608.65		7,808,148.98		7,808,148.98						7,808,148.98	35,247,757.63	
National Capital Region (NCR)	5,529,039.82	1,686,425.67			7,215,465.49		7,808,148.98		7,808,148.98						7,808,148.98	15,023,614.47	
Office	5,529,039.82	1,495,861			7,024,900.82		7,808,148.98		7,808,148.98						7,808,148.98	14,833,049.80	
Regional Statistical Services		190,564.67			190,564.67											190,564.67	
Region I - Ilocos		8,815.61			8,815.61											8,815.61	
Regional Statistical		8,815.61			8,815.61											8,815.61	
Cordillera Administrative	2,253,445.22	1,611,951.67			3,865,396.89											3,865,396.89	
Regional Statistical Services	2,253,445.22	1,611,951.67			3,865,396.89											3,865,396.89	
Region II - Cagayan Valley	772,918.19	574,481.37			1,347,399.56											1,347,399.56	
Regional Statistical	772,918.19	574,481.37			1,347,399.56											1,347,399.56	
Luzon																	
Regional Statistical																	
Region IVA - CALABARZON	939,289.93	270,403.82			1,209,693.75											1,209,693.75	
Regional Statistical Services	939,289.93	270,403.82			1,209,693.75											1,209,693.75	
Region IVB - MIMAROPA	1,751,552.53	829,188.08			2,580,740.61											2,580,740.61	
Regional Statistical Services	1,751,552.53	829,188.08			2,580,740.61											2,580,740.61	
Region V - Bicol	844,549.31	315,447.28			1,159,996.59											1,159,996.59	
Regional Statistical	844,549.31	315,447.28			1,159,996.59											1,159,996.59	
Region VI - Western Visayas	2,279,737.34	1,485,001.71			3,764,739.05											3,764,739.05	

COMMISSION ON AUDIT


Maya

Received by

JUL 11 2017

Date/Time

PHILIPPINE STATISTICS AUTHORITY



Department: National Economic and Development Aut					Operating Unit: All				
Organization Code (UACS): 240080000000					Report Status: ALL				
PARTICULARS	TRUST LIABILITIES				GRAND TOTAL				REMARKS
	P S	MO OE	C O	TOTAL	PS	MOOE	CO	TOTAL	
1	19	20	21	22=(19+20+21)	23	24	26	27=(23+24+25+26)	28
Notice of Cash Allocation (NCA)									
Notice of Cash Allocation (NCA)					48,818,908.20	39,325,566.73	2,449,099.90	90,593,574.83	
National Economic and Development Authority (NEDA)									
Authority									
National Capital Region (NCR)									
Office									
MDS Checks Issued					17,438,663.69	17,809,093.94		35,247,757.63	
National Economic and Development Authority (NEDA)					17,438,663.69	17,809,093.94		35,247,757.63	
Authority					17,438,663.69	17,809,093.94		35,247,757.63	
National Capital Region (NCR)					5,529,039.82	9,494,574.65		15,023,614.47	
Office					5,529,039.82	9,304,009.98		14,833,049.80	
Regional Statistical Services						190,564.67		190,564.67	
Region I - Ilocos						8,815.61		8,815.61	
Regional Statistical						8,815.61		8,815.61	
Cordillera Administrative					2,253,445.22	1,611,951.67		3,865,396.89	
Regional Statistical Services					2,253,445.22	1,611,951.67		3,865,396.89	
Region II - Cagayan Valley					772,918.19	574,481.37		1,347,399.56	
Regional Statistical					772,918.19	574,481.37		1,347,399.56	
Luzon									
Regional Statistical									
Region IVA - CALABARZON					939,289.93	270,403.82		1,209,693.75	
Regional Statistical Services					939,289.93	270,403.82		1,209,693.75	
Region IVB - MIMAROPA					1,751,552.53	829,188.08		2,580,740.61	
Regional Statistical Services					1,751,552.53	829,188.08		2,580,740.61	
Region V - Bicol					844,549.31	315,447.28		1,159,996.59	
Regional Statistical					844,549.31	315,447.28		1,159,996.59	
Region VI - Western Visayas					2,279,737.34	1,485,001.71		3,764,739.05	

PARTICULARS		CURRENT YEAR BUDGET					PRIOR YEAR'S BUDGET											SUB-TOTAL
							PRIOR YEAR'S ACCOUNTS PAYABLE				CURRENT YEAR'S ACCOUNTS PAYABLE							
		PS	MOOE	Fin. Exp	CO	TOTAL	PS	MOOE	CO	Sub-Total	P S	MO OE	Fin. Exp	CO	Sub-Total	TOTAL		
	Regional Statistical	2,279,737.34	1,485,001.71			3,764,739.05											3,764,739.05	
	Region VII - Central Visayas	28,498.98	43,525.87			72,024.85											72,024.85	
	Regional Statistical Services	28,498.98	43,525.87			72,024.85											72,024.85	
	Region VIII - Eastern Visayas		97,106.81			97,106.81											97,106.81	
	Regional Statistical Services		97,106.81			97,106.81											97,106.81	
	Region IX - Zamboanga	259,196.58	120,014.93			379,211.51											379,211.51	
	Regional Statistical	259,196.58	120,014.93			379,211.51											379,211.51	
	Region X - Northern Mindanao																	
	Regional Statistical																	
	Region XI - Davao		758,553.18			758,553.18											758,553.18	
	Regional Statistical		758,553.18			758,553.18											758,553.18	
	CARAGA	1,082,867.72	439,178.16			1,522,045.88											1,522,045.88	
	Regional Statistical Services	1,082,867.72	439,178.16			1,522,045.88											1,522,045.88	
	Autonomous Region in Muslim Mindanao (ARMM)	1,697,568.07	1,760,850.80			3,458,418.87											3,458,418.87	
	Regional Statistical Services	1,697,568.07	1,760,850.80			3,458,418.87											3,458,418.87	
	Advice to Debit Account	31,361,242.51	15,037,947.29			46,399,189.80	19,002	6,478,525.50	2,449,099.90	8,946,627.40						8,946,627.40	55,345,817.20	
	National Economic and Development Authority (NEDA)	31,361,242.51	15,037,947.29			46,399,189.80	19,002	6,478,525.50	2,449,099.90	8,946,627.40						8,946,627.40	55,345,817.20	
	Authority	31,361,242.51	15,037,947.29			46,399,189.80	19,002	6,478,525.50	2,449,099.90	8,946,627.40						8,946,627.40	55,345,817.20	
	National Capital Region (NCR)	13,104,597.81	5,783,970.73			18,888,568.54	19,002	6,478,525.50	2,449,099.90	8,946,627.40						8,946,627.40	27,835,195.94	
	Office	11,696,988.42	5,783,970.73			17,480,959.15	19,002	6,478,525.50	2,449,099.90	8,946,627.40						8,946,627.40	26,427,586.55	
	Regional Statistical Services	1,407,609.39				1,407,609.39											1,407,609.39	
	Region I - Ilocos	1,887,851.51	26,534.92			1,914,386.43											1,914,386.43	
	Regional Statistical	1,887,851.51	26,534.92			1,914,386.43											1,914,386.43	
	Cordillera Administrative																	
	Regional Statistical Services																	
	Region II - Cagayan Valley	804,486.50	109,073.68			913,560.18											913,560.18	
	Regional Statistical	804,486.50	109,073.68			913,560.18											913,560.18	
	Luzon	2,552,946.97	1,166,358.04			3,719,305.01											3,719,305.01	

Department: National Economic and Development Aut					Operating Unit: All				
Organization Code (UACS): 240080000000					Report Status: ALL				
PARTICULARS	TRUST LIABILITIES				GRAND TOTAL				REMARKS
	P S	MO OE	C O	TOTAL	PS	MOOE	CO	TOTAL	
Regional Statistical					2,279,737.34	1,485,001.71		3,764,739.05	
Region VII - Central Visayas					28,498.98	43,525.87		72,024.85	
Regional Statistical Services					28,498.98	43,525.87		72,024.85	
Region VIII - Eastern Visayas						97,106.81		97,106.81	
Regional Statistical Services						97,106.81		97,106.81	
Region IX - Zamboanga					259,196.58	120,014.93		379,211.51	
Regional Statistical					259,196.58	120,014.93		379,211.51	
Region X - Northern Mindanao									
Regional Statistical									
Region XI - Davao						758,553.18		758,553.18	
Regional Statistical						758,553.18		758,553.18	
CARAGA					1,082,867.72	439,178.16		1,522,045.88	
Regional Statistical Services					1,082,867.72	439,178.16		1,522,045.88	
Autonomous Region in Muslim Mindanao (ARMM)					1,697,568.07	1,760,850.80		3,458,418.87	
Regional Statistical Services					1,697,568.07	1,760,850.80		3,458,418.87	
Advice to Debit Account					31,380,244.51	21,516,472.79	2,449,099.90	55,345,817.20	
National Economic and Development Authority (NEDA)					31,380,244.51	21,516,472.79	2,449,099.90	55,345,817.20	
Authority					31,380,244.51	21,516,472.79	2,449,099.90	55,345,817.20	
National Capital Region (NCR)					13,123,599.81	12,262,496.23	2,449,099.90	27,835,195.94	
Office					11,715,990.42	12,262,496.23	2,449,099.90	26,427,586.55	
Regional Statistical Services					1,407,609.39			1,407,609.39	
Region I - Ilocos					1,887,851.51	26,534.92		1,914,386.43	
Regional Statistical					1,887,851.51	26,534.92		1,914,386.43	
Cordillera Administrative									
Regional Statistical Services									
Region II - Cagayan Valley					804,486.50	109,073.68		913,560.18	
Regional Statistical					804,486.50	109,073.68		913,560.18	
Luzon					2,552,946.97	1,166,358.04		3,719,305.01	

[illegible]

PARTICULARS		CURRENT YEAR BUDGET					PRIOR YEAR'S BUDGET											SUB-TOTAL
							PRIOR YEAR'S ACCOUNTS PAYABLE				CURRENT YEAR'S ACCOUNTS PAYABLE							
		PS	MOOE	Fin. Exp	CO	TOTAL	PS	MOOE	CO	Sub-Total	P S	MO OE	Fin. Exp	CO	Sub-Total	TOTAL		
Regional Statistical Services																		
Region IX - Zamboanga																		
Regional Statistical																		
Advice to Debit Account		261,243			261,243											261,243		
National Economic and Development Authority (NEDA)		261,243			261,243											261,243		
Authority		261,243			261,243											261,243		
Cordillera Administrative																		
Regional Statistical Services																		
Region VIII - Eastern Visayas																		
Regional Statistical Services																		
Region IX - Zamboanga																		
Regional Statistical																		
Region XI - Davao		261,243			261,243											261,243		
Regional Statistical		261,243			261,243											261,243		
Working Fund (NCA issued to BTr)																		
National Economic and Development Authority (NEDA)																		
Authority																		
National Capital Region (NCR)																		
Office																		
Cordillera Administrative																		
Regional Statistical Services																		
Region II - Cagayan Valley																		
Regional Statistical																		
Region VIII - Eastern Visayas																		
Regional Statistical Services																		
CARAGA																		
Regional Statistical Services																		
Tax Remittance Advices Issued (TRA)	11,268,893.75	3,341,866.44		2,900	14,613,660.19		447,249.97	150,984.10	598,234.07						598,234.07	15,211,894.26		
National Economic and Development Authority (NEDA)	11,268,893.75	3,341,866.44		2,900	14,613,660.19		447,249.97	150,984.10	598,234.07						598,234.07	15,211,894.26		

Department: National Economic and Development Aut					Operating Unit: All				
Organization Code (UACS): 240080000000					Report Status: ALL				
PARTICULARS	TRUST LIABILITIES				GRAND TOTAL				REMARKS
	P S	MO OE	C O	TOTAL	PS	MOOE	CO	TOTAL	
Regional Statistical Services									
Region IX - Zamboanga									
Regional Statistical									
Advice to Debit Account						261,243		261,243	
National Economic and Development Authority (NEDA)						261,243		261,243	
Authority						261,243		261,243	
Cordillera Administrative									
Regional Statistical Services									
Region VIII - Eastern Visayas									
Regional Statistical Services									
Region IX - Zamboanga									
Regional Statistical									
Region XI - Davao						261,243		261,243	
Regional Statistical						261,243		261,243	
Working Fund (NCA issued to BTr)									
National Economic and Development Authority (NEDA)									
Authority									
National Capital Region (NCR)									
Office									
Cordillera Administrative									
Regional Statistical Services									
Region II - Cagayan Valley									
Regional Statistical									
Region VIII - Eastern Visayas									
Regional Statistical Services									
CARAGA									
Regional Statistical Services									
Tax Remittance Advices Issued (TRA)					11,268,893.75	3,789,116.41	153,884.10	15,211,894.26	
National Economic and Development Authority (NEDA)					11,268,893.75	3,789,116.41	153,884.10	15,211,894.26	

[illegible]

Department: National Economic and Development Aut					Operating Unit: All				
Organization Code (UACS): 240080000000					Report Status: ALL				
PARTICULARS	TRUST LIABILITIES				GRAND TOTAL				REMARKS
	P S	MO OE	C O	TOTAL	PS	MOOE	CO	TOTAL	
Authority					11,268,893.75	3,789,116.41	153,884.10	15,211,894.26	
National Capital Region (NCR)					8,024,872.20	3,326,838.85	150,984.10	11,502,695.15	
Office					8,024,872.20	3,326,838.85	150,984.10	11,502,695.15	
Region I - Ilocos					69,025.49	1,428.98		70,454.47	
Regional Statistical					69,025.49	1,428.98		70,454.47	
Cordillera Administrative					274,534.08	27,608.49		302,142.57	
Regional Statistical Services					274,534.08	27,608.49		302,142.57	
Region II - Cagayan Valley					288,240.56	26,672.37		314,912.93	
Regional Statistical					288,240.56	26,672.37		314,912.93	
Luzon					358,515.18	35,256.54		393,771.72	
Regional Statistical					358,515.18	35,256.54		393,771.72	
Region IVA - CALABARZON					304,240.41	20,211.94		324,452.35	
Regional Statistical Services					304,240.41	20,211.94		324,452.35	
Region IVB - MIMAROPA					268,420.40	82,489.82	2,900	353,810.22	
Regional Statistical Services					268,420.40	82,489.82	2,900	353,810.22	
Region V - Bicol					288,121.64	25,893.83		314,015.47	
Regional Statistical					288,121.64	25,893.83		314,015.47	
Region VI - Western Visayas									
Regional Statistical									
Region VII - Central Visayas					95,971.45	14,533.72		110,505.17	
Regional Statistical Services					95,971.45	14,533.72		110,505.17	
Region VIII - Eastern Visayas					293,542.40	50,183.23		343,725.63	
Regional Statistical Services					293,542.40	50,183.23		343,725.63	
Region IX - Zamboanga					167,003.49	5,871.49		172,874.98	
Regional Statistical					167,003.49	5,871.49		172,874.98	
Region X - Northern Mindanao					278,791.86	62,267.11		341,058.97	
Regional Statistical					278,791.86	62,267.11		341,058.97	
Region XI - Davao					120,164.31	43,583.22		163,747.53	

[illegible]

Department: National Economic and Development Authority (NEDA)

Organization Code (UACS): 240080000000

Agency: Philippine Statistics Authority

Fund Cluster: 01 - Regular Agency Fund

PARTICULARS	CURRENT YEAR BUDGET					PRIOR YEAR'S BUDGET											SUB-TOTAL
						PRIOR YEAR'S ACCOUNTS PAYABLE				CURRENT YEAR'S ACCOUNTS PAYABLE							
	PS	MOOE	Fin. Exp	CO	TOTAL	PS	MOOE	CO	Sub-Total	P S	MO OE	Fin. Exp	CO	Sub-Total	TOTAL		
National Economic and Development Authority (NEDA)																	
Authority																	
National Capital Region (NCR)																	
Office																	
Cordillera Administrative																	
Regional Statistical Services																	
Region VIII - Eastern Visayas																	
Regional Statistical Services																	
Region IX - Zamboanga																	
Regional Statistical																	
CARAGA																	
Regional Statistical Services																	
Grand Total	60,068,799.95	36,432,576.69		2,900	96,504,276.64	19,002	14,733,924.45	2,600,084	17,353,010.45						17,353,010.45	113,857,287.09	

Summary			
PARTICULARS	PREVIOUS REPORT	CURRENT MONTH	AS OF DATE
(1)	(2)	(3)	(4)
Total Disbursement Authorities Received			
NCA		278,536,103.00	278,536,103.00
Working Fund		255,461.00	255,461.00
TRA		14,913,151.96	14,913,151.96
CDC			
NCAA			
Others (CDT, BTr Docs Stamp, etc.)			
Less: Notice of Transfer Allocations (NTA)* issued		4,498,580.72	4,498,580.72
Total Disbursements Authorities Available		289,206,135.24	289,206,135.24
Less			
Lapsed NCA Disbursements		113,857,287.09	113,857,287.09
Balance of Disbursements Authorities as of to date		175,348,848.15	175,348,848.15
Total Disbursements Program		77,915,302.38	77,915,302.38
Less: * Actual Disbursements		113,857,287.09	113,857,287.09
(Over)/Under spending~		-35,941,984.71	-35,941,984.71

Department: National Economic and Development Aut				Operating Unit: All					
Organization Code (UACS): 240080000000				Report Status: ALL					
PARTICULARS	TRUST LIABILITIES				GRAND TOTAL				REMARKS
	P S	MO OE	C O	TOTAL	PS	MOOE	CO	TOTAL	
National Economic and Development Authority (NEDA)									
Authority									
National Capital Region (NCR)									
Office									
Cordillera Administrative									
Regional Statistical Services									
Region VIII - Eastern Visayas									
Regional Statistical Services									
Region IX - Zamboanga									
Regional Statistical									
CARAGA									
Regional Statistical Services									
Grand Total					60,087,801.95	51,166,501.14	2,602,984	113,857,287.09	

PARTICULARS
(1)
Total Disbursement Authorities Received
NCA
Working Fund
TRA
CDC
NCAA
Others (CDT, BTr Docs Stamp, etc.)
Less: Notice of Transfer Allocations (NTA)* issued
Total Disbursements Authorities Available
Less
Lapsed NCA
Disbursements
Balance of Disbursements Authorities as of to date
Total Disbursements Program
Less: * Actual Disbursements
(Over)/Under spending~

Department: National Economic and Development Authority (NEDA)										Agency: Philippine Statistics Authority						
Organization Code (UACS): 240080000000										Fund Cluster: 01 - Regular Agency Fund						
PARTICULARS	CURRENT YEAR BUDGET					PRIOR YEAR'S BUDGET										SUB-TOTAL
						PRIOR YEAR'S ACCOUNTS PAYABLE				CURRENT YEAR'S ACCOUNTS PAYABLE						
	PS	MOOE	Fin. Exp	CO	TOTAL	PS	MOOE	CO	Sub-Total	P S	MO OE	Fin. Exp	CO	Sub-Total	TOTAL	

Certified Correct:


EVELYN F. TOLENTINO

Agency Chief Accountant

Date:

This report was generated using the Unified Reporting System on 07/07/2017 09:44

Approved By:

FOR THE NATIONAL STATISTICIAN


ROMEO S. RECIDE

Assistant Secretary

Deputy National Statistician

Officer-in-Charge

Date: