



In following-up, pls. cite DMS ref #

**2017-BA-0094517**

REPUBLIC OF THE PHILIPPINES  
**DEPARTMENT OF BUDGET AND MANAGEMENT**

GENERAL SOLANO STREET, SAN MIGUEL, MANILA

**ACKNOWLEDGEMENT RECEIPT**

The **DEPARTMENT OF BUDGET AND MANAGEMENT** hereby acknowledges the receipt of your letter/request which has been uploaded to the DBM-Document Management System and routed to the appropriate office/s with the following information:

Sender: NEDA-PSA - PERSONAL DELIVERY

Document Title: NEDA-PSA-SUBMISSION OF QRROR FAR 5 AND MONTHLY REPORT OF DISBURSEMENTS FAR 4 FOR THE MONTH OF SEPTEMBER 2017

Document Reference No: 2017-BA-0094517

Date and Time Uploaded: Friday, October 27, 2017 2:35:16 PM

Uploaded By: RECEIVING Jayson

Routed To: BMB-A Elsa Abundo

CC:

Total no of pages received: 1 copy and 22 pages

The determination of the completeness of the documentary requirements submitted, if any, is subject to the evaluation of the technical person in charge.

This receipt is system generated and does not require signature.

Received by:



DOCUMENT  
MANAGEMENT  
SYSTEM



Republic of the Philippines  
**Philippine Statistics Authority**

Reference No. 17FAS03-598

October 26, 2017

**MR. USMIN P. DIAMEL**

Director IV  
Office of the Director  
COA-Government Accountancy Office  
Commonwealth Ave., Quezon City

Dear Sir:

We are transmitting the following Financial Accountability Reports:

- a) Monthly Report of Disbursement for the month of September 2017 (Regular Fund)
- b) Monthly Report of Disbursement for the month of September 2017 (Foreign Assisted)
- c) Monthly Report of Disbursement for the month of September 2017 (Trust Fund)
- d) Quarterly Report of Revenue and Other Receipts as of the quarter ending September 30, 2017

Please acknowledge receipt. Thank you.

Very truly yours,

**MS. EVELYN F. TOLENTINO**  
Chief Accountant /  
PSA

---

**ACKNOWLEDGMENT RECEIPT**

**MS. EVELYN F. TOLENTINO**

Chief Accountant  
PSA

This is to acknowledge receipt of the reports as mentioned above

Received by: \_\_\_\_\_

Date Received: \_\_\_\_\_

MONTHLY REPORT OF DISBURSEMENTS  
For the month of September, 2017

Department: National Economic and Development Authority (NEDA)					
Organization Code (UACS): 240080100000					
PARTICULARS	CURRENT YEAR BUDGET				
	PS	MOOE	Fin. Exp	CO	TOTAL
	2	3	4	5	6=(2+3+4+5)
Notice of Cash Allocation (NCA)	18,528,117.29	64,538,578.03		1,001,216.26	84,067,911.58
MDS Checks Issued	7,570,927.32	16,010,742.39			23,581,669.71
Advice to Debit Account	10,957,189.97	48,527,835.64		1,001,216.26	60,486,241.87
Notice of Transfer of Allocation (NTA)		4,883,793.00			4,883,793.00
MDS Checks Issued					
Advice to Debit Account		4,883,793.00			4,883,793.00
Working Fund (NCA issued to BTr)					
Tax Remittance Advices Issued (TRA)	8,782,092.89	9,764,749.15			18,546,842.04
Cash Disbursement Ceiling (CDC)					
Non-Cash Availment Authority (NCAA)					
Others (CDT, BTr Docs Stamp, etc.)					

Summary

PARTICULARS	PREVIOUS REPORT	CURRENT REPORT	AS OF DATE
(1)	(2)	(3)	(4)
Total Disbursement Authorities Received			
NCA	1,905,988,331.00	185,447,630.00	2,091,435,961.00
TRA	111,506,044.60	18,686,034.76	130,192,079.36
Less: Notice of Transfer Allocations (NTA)* issued	449,005,291.86	4,883,793.00	453,889,084.86
Total Disbursements Authorities Available	2,466,499,667.46	209,017,457.76	2,675,517,125.22
Less			
Lapsed NCA	647,448,275.53	169,132,819.19	816,581,094.72
Disbursements	1,333,157,932.12	110,095,850.62	1,443,253,782.74
Balance of Disbursements Authorities as of to date	485,893,459.81	(70,211,212.05)	415,682,247.76
Total Disbursements Program	2,466,499,667.46	209,017,457.76	2,675,517,125.22
Less: * Actual Disbursements	1,333,157,932.12	110,095,850.62	1,443,253,782.74
(Over)/Under spending~	1,133,341,735.34	98,921,607.14	1,232,263,342.48



Department: National Economic and Development Authority (NEDA)					Agency: Philippine Statistics Authority							
Organization Code (UACS): 240080100000					Fund Cluster: 01 - Regular Agency Fund							
PARTICULARS	PRIOR YEAR'S BUDGET											SUB-TOTAL
	PRIOR YEAR'S ACCOUNTS PAYABLE					CURRENT YEAR'S ACCOUNTS PAYABLE						
	PS	MOOE	Fin. Exp	CO	Sub-Total	PS	MOOE	Fin. Exp	CO	Sub-Total	TOTAL	
	7	8	9	10	11=(7+8+9+10)	12	13	14	15	= (12+13+14+15)	17=(11+16)	
Notice of Cash Allocation (NCA)		2,436,357.00		21,754.28	2,458,111.28					-	2,458,111.28	86,526,022.86
MDS Checks Issued												23,581,669.71
Advice to Debit Account		2,436,357.00		21,754.28	2,458,111.28					-	2,458,111.28	62,944,353.15
Notice of Transfer of Allocation (NTA)												4,883,793.00
MDS Checks Issued												
Advice to Debit Account												4,883,793.00
Working Fund (NCA issued to BTr)												
Tax Remittance Advices Issued (TRA)		137,907.00		1,285.72	139,192.72					-	139,192.72	18,686,034.76
Cash Disbursement Ceiling (CDC)												
Non-Cash Availment Authority (NCAA)												
Others (CDT, BTr Docs Stamp, etc.)												

920

4

Department: National Economic and Development Authority (NEDA)					Operating Unit: Central Office					
Organization Code (UACS): 240080100000					Report Status: SUBMITTED					
PARTICULARS	TRUST LIABILITIES				GRAND TOTAL					REMARKS
	PS	MOOE	CO	TOTAL	PS	MOOE	Fin. Exp	CO	TOTAL	
	19	20	21	22=(19+20+21)	23	24	25	26	27=(23+24+25+26)	
Notice of Cash Allocation (NCA)					18,528,117.29	66,974,935.03		1,022,970.54	86,526,022.86	
MDS Checks Issued					7,570,927.32	16,010,742.39			23,581,669.71	
Advice to Debit Account					10,957,189.97	50,964,192.64		1,022,970.54	62,944,353.15	
Notice of Transfer of Allocation (NTA)						4,883,793.00			4,883,793.00	
MDS Checks Issued										
Advice to Debit Account						4,883,793.00			4,883,793.00	
Working Fund (NCA issued to BTr)										
Tax Remittance Advices Issued (TRA)					8,782,092.89	9,902,656.15		1,285.72	18,686,034.76	
Cash Disbursement Ceiling (CDC)										
Non-Cash Availment Authority (NCAA)										
Others (CDT, BTr Docs Stamp, etc.)										

Certified Correct:

  
 EVELYN F. TOLENTINO  
 Agency Chief Accountant */m*

Date:

This report was generated using the Unified Reporting System on 10/23/2017 01:30

Approved by:

  
 LISA GRACE S. BERSALES Ph.D.  
 Undersecretary  
 National Statistician and Civil Registrar General

Date:

*m* *sf*

MONTHLY REPORT OF DISBURSEMENTS  
For the month of September, 2017

Department: National Economic and Development Authority (NEDA)					
Organization Code (UACS): 240080100000					
PARTICULARS	CURRENT YEAR BUDGET				
	PS	MOOE	Fin. Exp	CO	TOTAL
	2	3	4	5	6=(2+3+4+5)
Notice of Cash Allocation (NCA)					-
MDS Checks Issued					
Advice to Debit Account					-
Notice of Transfer of Allocation (NTA)					
MDS Checks Issued					
Advice to Debit Account					
Working Fund (NCA issued to BTr)					
Tax Remittance Advices Issued (TRA)					
Cash Disbursement Ceiling (CDC)					
Non-Cash Availment Authority (NCAA)					
Others (CDT, BTr Docs Stamp, etc.)					

Summary

PARTICULARS	PREVIOUS REPORT	CURRENT REPORT	AS OF DATE
(1)	(2)	(3)	(4)
Total Disbursement Authorities Received			
NCA	14,006,624.82		14,006,624.82
Less: Notice of Transfer Allocations (NTA)* issued			
Total Disbursements Authorities Available	14,006,624.82		14,006,624.82
Less			
Lapsed NCA			
Disbursements	13,467,147.95		13,467,147.95
Balance of Disbursements Authorities as of to date	539,476.87		539,476.87
Total Disbursements Program	14,006,624.82		14,006,624.82
Less: * Actual Disbursements	13,467,147.95		13,467,147.95
(Over)/Under spending~	539,476.87		539,476.87



9/1 2

Department: National Economic and Development Authority (NEDA)						Agency: Philippine Statistics Authority												
Organization Code (UACS): 240080100000						Fund Cluster: 04 - Special Account - Foreign Assisted/Grant												
PARTICULARS						PRIOR YEAR'S BUDGET						SUB-TOTAL						
						PRIOR YEAR'S ACCOUNTS PAYABLE					CURRENT YEAR'S ACCOUNTS PAYABLE							
						PS	MOOE	Fin. Exp	CO	Sub-Total	PS			MOOE	Fin. Exp	CO	Sub-Total	TOTAL
						7	8	9	10	11=(7+8+9+10)	12			13	14	15	16=(12+13+14+15)	17=(11+16)
Notice of Cash Allocation (NCA)															-			
MDS Checks Issued																		
Advice to Debit Account															-			
Notice of Transfer of Allocation (NTA)																		
MDS Checks Issued																		
Advice to Debit Account																		
Working Fund (NCA issued to BTr)																		
Tax Remittance Advices Issued (TRA)																		
Cash Disbursement Ceiling (CDC)																		
Non-Cash Availment Authority (NCAA)																		
Others (CDT, BTr Docs Stamp, etc.)																		

89 2

Department: National Economic and Development Authority (NEDA)					Operating Unit: Central Office					
Organization Code (UACS): 240080100000					Report Status: SUBMITTED					
PARTICULARS	TRUST LIABILITIES				GRAND TOTAL					REMARKS
	PS	MOOE	CO	TOTAL	PS	MOOE	Fin. Exp	CO	TOTAL	
	19	20	21	22=(19+20+21)	23	24	25	26	27=(23+24+25+26)	
Notice of Cash Allocation (NCA)										
MDS Checks Issued										
Advice to Debit Account										
Notice of Transfer of Allocation (NTA)										
MDS Checks Issued										
Advice to Debit Account										
Working Fund (NCA issued to BTr)										
Tax Remittance Advices Issued (TRA)										
Cash Disbursement Ceiling (CDC)										
Non-Cash Availment Authority (NCAA)										
Others (CDT, BTr Docs Stamp, etc.)										


Certified Correct:

  
EVELYN F. TOLENTINO  
Agency Chief Accountant

Date:

This report was generated using the Unified Reporting System on 09/28/2017 01:30

Approved by:

  
LISA GRACE S. BERSALES Ph.D.  
Undersecretary  
National Statistician and Civil Registrar General

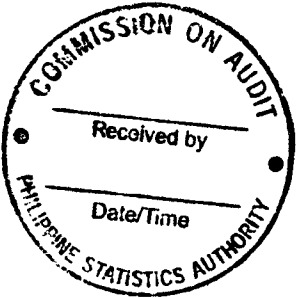
Date:

MONTHLY REPORT OF DISBURSEMENTS  
For the month of September, 2017

Department: National Economic and Development Authority (NEDA)					
Organization Code (UACS): 240080100000					
PARTICULARS	CURRENT YEAR BUDGET				
	PS	MOOE	Fin. Exp	CO	TOTAL
	2	3	4	5	6=(2+3+4+5)
Notice of Cash Allocation (NCA)		5,696,240.94			5,696,240.94
MDS Checks Issued		34,507.20			34,507.20
Advice to Debit Account		5,661,733.74			5,661,733.74
Notice of Transfer of Allocation (NTA)					
MDS Checks Issued					
Advice to Debit Account					
Working Fund (NCA issued to BTr)					
Tax Remittance Advices Issued (TRA)					
Cash Disbursement Ceiling (CDC)					
Non-Cash Availment Authority (NCAA)					
Others (CDT, BTr Docs Stamp, etc.)					

Summary

PARTICULARS	PREVIOUS REPORT	CURRENT REPORT	AS OF DATE
(1)	(2)	(3)	(4)
Total Disbursement Authorities Received			
NCA	55,124,104.00	1,999,750.00	57,123,854.00
Less: Notice of Transfer Allocations (NTA)* issued			
Total Disbursements Authorities Available	55,124,104.00	1,999,750.00	57,123,854.00
Less			
Lapsed NCA			
Disbursements	30,977,006.74	5,696,240.94	36,673,247.68
Balance of Disbursements Authorities as of to date	24,147,097.26	(3,696,490.94)	20,450,606.32
Total Disbursements Program	55,124,104.00	1,999,750.00	57,123,854.00
Less: * Actual Disbursements	30,977,006.74	5,696,240.94	36,673,247.68
(Over)/Under spending~	24,147,097.26	(3,696,490.94)	20,450,606.32



Department: National Economic and Development Authority (NEDA)						Agency: Philippine Statistics Authority											
Organization Code (UACS): 240080100000						Fund Cluster: 07 - Trust Fund											
PARTICULARS						PRIOR YEAR'S BUDGET							SUB-TOTAL				
						PRIOR YEAR'S ACCOUNTS PAYABLE					CURRENT YEAR'S ACCOUNTS PAYABLE						
						PS	MOOE	Fin. Exp	CO	Sub-Total	PS	MOOE		Fin. Exp	CO	Sub-Total	TOTAL
						7	8	9	10	11=(7+8+9+10)	12	13		14	15	=(12+13+14+15)	17=(11+16)
Notice of Cash Allocation (NCA)													5,696,240.94				
MDS Checks Issued													34,507.20				
Advice to Debit Account													5,661,733.74				
Notice of Transfer of Allocation (NTA)																	
MDS Checks Issued																	
Advice to Debit Account																	
Working Fund (NCA issued to BTr)																	
Tax Remittance Advices Issued (TRA)																	
Cash Disbursement Ceiling (CDC)																	
Non-Cash Availment Authority (NCAA)																	
Others (CDT, BTr Docs Stamp, etc.)																	

82

2

Department: National Economic and Development Authority (NEDA)					Operating Unit: Central Office					
Organization Code (UACS): 240080100000					Report Status: SUBMITTED					
PARTICULARS	TRUST LIABILITIES				GRAND TOTAL					REMARKS
	PS	MOOE	CO	TOTAL	PS	MOOE	Fin. Exp	CO	TOTAL	
	19	20	21	22=(19+20+21)	23	24	25	26	27=(23+24+25+26)	
Notice of Cash Allocation (NCA)						5,696,240.94			5,696,240.94	
MDS Checks Issued						34,507.20			34,507.20	
Advice to Debit Account						5,661,733.74			5,661,733.74	
Notice of Transfer of Allocation (NTA)										
MDS Checks Issued										
Advice to Debit Account										
Working Fund (NCA issued to BTr)										
Tax Remittance Advices Issued (TRA)										
Cash Disbursement Ceiling (CDC)										
Non-Cash Availment Authority (NCAA)										
Others (CDT, BTr Docs Stamp, etc.)										

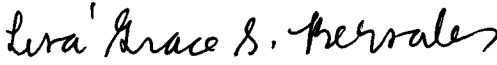
Certified Correct:

  
EVELYN R. TOLENTINO  
Agency Chief Accountant

Date:

This report was generated using the Unified Reporting System on 10/23/2017 01:30

Approved by:

  
LISA GRACE S. BERSALES Ph.D.  
Undersecretary  
National Statistician and Civil Registrar General

Date:



Republic of the Philippines  
**Philippine Statistics Authority**

**TRANSMITTAL SLIP**

Reference No. 17FAS03-599

October 26, 2017

Government Accountancy Office  
Office of the Director  
RECEIVED  
By: *namang*  
Date: **OCT 27 2017**

**MR. USMIN P. DIAMEL**

Director IV  
Office of the Director  
COA-Government Accountancy Office  
Commonwealth Ave., Quezon City

Dear Sir:

We are transmitting the following Financial Accountability Reports:

- a) Consolidated Monthly Report of Disbursement for the months September 2017 (Regular Fund)
- b) Consolidated Quarterly Report of Revenue and Other Receipts as of the quarter ending September 30, 2017

Please acknowledge receipt. Thank you.

Very truly yours,

*E. Tolentino*  
**MS. EVELYN F. TOLENTINO**  
Chief Accountant  
PSA

**ACKNOWLEDGMENT RECEIPT**


**MS. EVELYN F. TOLENTINO**  
Chief Accountant  
PSA

This is to acknowledge receipt of the reports as mentioned above

Received by: \_\_\_\_\_

Date Received: \_\_\_\_\_

**MONTHLY REPORT OF DISBURSEMENTS**  
For the month of September, 2017



Department: National Economic and Development Authority (NEDA)											Agency: Philippine Statistics Authority							
Organization Code (UACS): 240080000000											Fund Cluster: 01 - Regular Agency Fund							
PARTICULARS	CURRENT YEAR BUDGET					PRIOR YEAR'S BUDGET											SUB-TOTAL	
						PRIOR YEAR'S ACCOUNTS PAYABLE					CURRENT YEAR'S ACCOUNTS PAYABLE							
	PS	MOOE	Fin. Exp	CO	TOTAL	PS	MOOE	Fin. Exp	CO	Sub-Total	PS	MOOE	Fin. Exp	CO	Sub-Total	TOTAL		
1	2	3	4	5	6=(2+3+4+5)	7	8	9	10	11=(7+8+9+10)	12	13	14	15	16=(12+13+14+15)	17=(11+16)	18=(6+17)	
Notice of Cash Allocation (NCA)	81,235,634.77	251,096,658.89		1,558,660.53	333,890,954.19		2,436,357.00		21,754.28	2,458,111.28		1,996,319.52			1,996,319.52	4,454,430.80	338,345,384.99	
MDS Checks Issued	29,765,467.81	109,286,764.79		269,457.66	139,321,690.26							205,856.29			205,856.29	205,856.29	139,527,546.55	
National Economic and Development Authority (NEDA)	29,765,467.81	109,286,764.79		269,457.66	139,321,690.26							205,856.29			205,856.29	205,856.29	139,527,546.55	
Philippine Statistics Authority	29,765,467.81	109,286,764.79		269,457.66	139,321,690.26							205,856.29			205,856.29	205,856.29	139,527,546.55	
National Capital Region (NCR)	9,504,421.18	16,403,778.01			25,908,199.19												25,908,199.19	
Central Office	7,570,927.32	16,010,742.39			23,581,669.71												23,581,669.71	
Regional Statistical Services Office - NCR	1,933,493.86	62.00			2,326,529.48												2,326,529.48	
Region I - Ilocos	373,055.17	5,191,730.39			5,564,785.56												5,564,785.56	
Regional Statistical Services Office - I	373,055.17	5,191,730.39			5,564,785.56												5,564,785.56	
Cordillera Administrative Region (CAR)	2,406,855.80	7,044,380.38			9,451,236.18												9,451,236.18	
Regional Statistical Services Office - CAR	2,406,855.80	7,044,380.38			9,451,236.18												9,451,236.18	
Region II - Cagayan Valley	2,289,539.13	3,967,027.48			6,256,566.61												6,256,566.61	
Regional Statistical Services Office - II	2,289,539.13	3,967,027.48			6,256,566.61												6,256,566.61	
Region III - Central Luzon	676,092.07	7,958,505.40			8,634,597.47												8,634,597.47	
Regional Statistical Services Office - III	676,092.07	7,958,505.40			8,634,597.47												8,634,597.47	
Region IVA - CALABARZON	1,241,234.32	8,954,640.34			10,195,874.66												10,195,874.66	
Regional Statistical Services Office - IV-A	1,241,234.32	8,954,640.34			10,195,874.66												10,195,874.66	
Region IVB - MIMAROPA	1,227,396.52	7,408,649.76		89,286.07	8,725,332.35												8,725,332.35	
Regional Statistical Services Office - IV-B	1,227,396.52	7,408,649.76		89,286.07	8,725,332.35												8,725,332.35	
Region V - Bicol	11,000.00	3,500,147.07			3,511,147.07												3,511,147.07	
Regional Statistical Services Office - V	11,000.00	3,500,147.07			3,511,147.07												3,511,147.07	
Region VI - Western Visayas	5,055,542.33	16,574,248.11		80,347.04	21,710,137.48												21,710,137.48	
Regional Statistical Services Office - VI	5,055,542.33	16,574,248.11		80,347.04	21,710,137.48												21,710,137.48	
Region VII - Central Visayas	75,929.80	1,219,835.55			1,295,765.35							205,856.29			205,856.29	205,856.29	1,501,621.64	
Regional Statistical Services Office - VII	75,929.80	1,219,835.55			1,295,765.35							205,856.29			205,856.29	205,856.29	1,501,621.64	
Region VIII - Eastern Visayas	539,263.70	2,954,550.34			3,493,814.04												3,493,814.04	
Regional Statistical Services Office - VIII	539,263.70	2,954,550.34			3,493,814.04												3,493,814.04	

PP 2

Department: National Economic and Development Authority (NEDA)					Operating Unit: All					
Organization Code (UACS): 240080000000					Report Status: SUBMITTED					
PARTICULARS	TRUST LIABILITIES				GRAND TOTAL					REMARKS
	PS	MOOE	CO	TOTAL	PS	MOOE	Fin. Exp	CO	TOTAL	
1	19	20	21	22=(19+20+21)	23	24	25	26	27=(23+24+25+26)	28
Notice of Cash Allocation (NCA)					81,235,634.77	255,529,335.41		1,580,414.81	338,345,384.99	
MDS Checks Issued					29,765,467.81	109,492,621.08		269,457.66	139,527,546.55	
National Economic and Development Authority (NEDA)					29,765,467.81	109,492,621.08		269,457.66	139,527,546.55	
Philippine Statistics Authority					29,765,467.81	109,492,621.08		269,457.66	139,527,546.55	
National Capital Region (NCR)					9,504,421.18	16,403,778.01			25,908,199.19	
Central Office					7,570,927.32	16,010,742.39			23,581,669.71	
Regional Statistical Services Office - NCR					1,933,493.86	393,035.62			2,326,529.48	
Region I - Ilocos					373,055.17	5,191,730.39			5,564,785.56	
Regional Statistical Services Office - I					373,055.17	5,191,730.39			5,564,785.56	
Cordillera Administrative Region (CAR)					2,406,855.80	7,044,380.38			9,451,236.18	
Regional Statistical Services Office - CAR					2,406,855.80	7,044,380.38			9,451,236.18	
Region II - Cagayan Valley					2,289,539.13	3,967,027.48			6,256,566.61	
Regional Statistical Services Office - II					2,289,539.13	3,967,027.48			6,256,566.61	
Region III - Central Luzon					676,092.07	7,958,505.40			8,634,597.47	
Regional Statistical Services Office - III					676,092.07	7,958,505.40			8,634,597.47	
Region IVA - CALABARZON					1,241,234.32	8,954,640.34			10,195,874.66	
Regional Statistical Services Office - IV-A					1,241,234.32	8,954,640.34			10,195,874.66	
Region IVB - MIMAROPA					1,227,396.52	7,408,649.76		89,286.07	8,725,332.35	
Regional Statistical Services Office - IV-B					1,227,396.52	7,408,649.76		89,286.07	8,725,332.35	
Region V - Bicol					11,000.00	3,500,147.07			3,511,147.07	
Regional Statistical Services Office - V					11,000.00	3,500,147.07			3,511,147.07	
Region VI - Western Visayas					5,055,542.33	16,574,248.11		80,347.04	21,710,137.48	
Regional Statistical Services Office - VI					5,055,542.33	16,574,248.11		80,347.04	21,710,137.48	
Region VII - Central Visayas					75,929.80	1,425,691.84			1,501,621.64	
Regional Statistical Services Office - VII					75,929.80	1,425,691.84			1,501,621.64	
Region VIII - Eastern Visayas					539,263.70	2,954,550.34			3,493,814.04	
Regional Statistical Services Office - VIII					539,263.70	2,954,550.34			3,493,814.04	

2 88

Department: National Economic and Development Authority (NEDA)											Agency: Philippine Statistics Authority							
Organization Code (UACS): 240080000000											Fund Cluster: 01 - Regular Agency Fund							
PARTICULARS	CURRENT YEAR BUDGET					PRIOR YEAR'S BUDGET												SUB-TOTAL
						PRIOR YEAR'S ACCOUNTS PAYABLE					CURRENT YEAR'S ACCOUNTS PAYABLE							
	PS	MOOE	Fin. Exp	CO	TOTAL	PS	MOOE	Fin. Exp	CO	Sub-Total	PS	MOOE	Fin. Exp	CO	Sub-Total	TOTAL		
1	2	3	4	5	6=(2+3+4+5)	7	8	9	10	11=(7+8+9+10)	12	13	14	15	16=(12+13+14+15)	17=(11+16)	18=(6+17)	
Region IX - Zamboanga Peninsula	54,238.76	2,833,930.67			2,888,169.43												2,888,169.43	
Regional Statistical Services Office - IX	54,238.76	2,833,930.67			2,888,169.43												2,888,169.43	
Region X - Northern Mindanao	10,558.05	170,644.15			181,202.20												181,202.20	
Regional Statistical Services Office - X	10,558.05	170,644.15			181,202.20												181,202.20	
Region XI - Davao	245,941.63	1,612,085.71			1,858,027.34												1,858,027.34	
Regional Statistical Services Office - XI	245,941.63	1,612,085.71			1,858,027.34												1,858,027.34	
Region XII - SOCCSKSARGEN	2,946,923.35	14,240,176.04		99,824.55	17,286,923.94												17,286,923.94	
Regional Statistical Services Office - XII	2,946,923.35	14,240,176.04		99,824.55	17,286,923.94												17,286,923.94	
Region XIII - CARAGA	1,152,585.73	6,918,325.66			8,070,911.39												8,070,911.39	
Regional Statistical Services Office - XIII	1,152,585.73	6,918,325.66			8,070,911.39												8,070,911.39	
Autonomous Region in Muslim Mindanao (ARMM)	1,954,890.27	2,334,109.73			4,289,000.00												4,289,000.00	
Regional Statistical Services Office - ARMM	1,954,890.27	2,334,109.73			4,289,000.00												4,289,000.00	
Advice to Debit Account	51,470,166.96	141,809,894.10		1,289,202.87	194,569,263.93		2,436,357.00		21,754.28	2,458,111.28		1,790,463.23			1,790,463.23	4,248,574.51	198,817,838.44	
National Economic and Development Authority (NEDA)	51,470,166.96	141,809,894.10		1,289,202.87	194,569,263.93		2,436,357.00		21,754.28	2,458,111.28		1,790,463.23			1,790,463.23	4,248,574.51	198,817,838.44	
Philippine Statistics Authority	51,470,166.96	141,809,894.10		1,289,202.87	194,569,263.93		2,436,357.00		21,754.28	2,458,111.28		1,790,463.23			1,790,463.23	4,248,574.51	198,817,838.44	
National Capital Region (NCR)	13,431,204.53	59,253,586.52		1,001,216.26	73,686,007.31		2,436,357.00		21,754.28	2,458,111.28						2,458,111.28	76,144,118.59	
Central Office	10,957,189.97	48,527,835.64		1,001,216.26	60,486,241.87		2,436,357.00		21,754.28	2,458,111.28						2,458,111.28	62,944,353.15	
Regional Statistical Services Office - NCR	2,474,014.56	10,725,750.88			13,199,765.44												13,199,765.44	
Region I - Ilocos	3,813,926.88	6,816,676.64			10,630,603.52												10,630,603.52	
Regional Statistical Services Office - I	3,813,926.88	6,816,676.64			10,630,603.52												10,630,603.52	
Cordillera Administrative Region (CAR)	774,990.45	3,068,363.55			3,843,354.00												3,843,354.00	
Regional Statistical Services Office - CAR	774,990.45	3,068,363.55			3,843,354.00												3,843,354.00	
Region II - Cagayan Valley	1,335,249.73	640,696.23			1,975,945.96												1,975,945.96	
Regional Statistical Services Office - II	1,335,249.73	640,696.23			1,975,945.96												1,975,945.96	
Region III - Central Luzon	5,630,914.94	8,875,419.41			14,506,334.35												14,506,334.35	
Regional Statistical Services Office - III	5,630,914.94	8,875,419.41			14,506,334.35												14,506,334.35	
Region IVA - CALABARZON	2,103,952.49	1,529,143.51			3,633,096.00												3,633,096.00	
Regional Statistical Services Office - IV-A	2,103,952.49	1,529,143.51			3,633,096.00												3,633,096.00	

JP

m

Department: National Economic and Development Authority (NEDA)				Operating Unit: All						
Organization Code (UACS): 240080000000				Report Status: SUBMITTED						
PARTICULARS	TRUST LIABILITIES				GRAND TOTAL					REMARKS
	PS	MOOE	CO	TOTAL	PS	MOOE	Fin. Exp	CO	TOTAL	
1	19	20	21	22=(19+20+21)	23	24	25	26	27=(23+24+25+26)	28
Region IX - Zamboanga Peninsula					54,238.76	2,833,930.67			2,888,169.43	
Regional Statistical Services Office - IX					54,238.76	2,833,930.67			2,888,169.43	
Region X - Northern Mindanao					10,558.05	170,644.15			181,202.20	
Regional Statistical Services Office - X					10,558.05	170,644.15			181,202.20	
Region XI - Davao					245,941.63	1,612,085.71			1,858,027.34	
Regional Statistical Services Office - XI					245,941.63	1,612,085.71			1,858,027.34	
Region XII - SOCCSKSARGEN					2,946,923.35	14,240,176.04		99,824.55	17,286,923.94	
Regional Statistical Services Office - XII					2,946,923.35	14,240,176.04		99,824.55	17,286,923.94	
Region XIII - CARAGA					1,152,585.73	6,918,325.66			8,070,911.39	
Regional Statistical Services Office - XIII					1,152,585.73	6,918,325.66			8,070,911.39	
Autonomous Region in Muslim Mindanao (ARMM)					1,954,890.27	2,334,109.73			4,289,000.00	
Regional Statistical Services Office - ARMM					1,954,890.27	2,334,109.73			4,289,000.00	
Advice to Debit Account					51,470,166.96	146,036,714.33		1,310,957.15	198,817,838.44	
National Economic and Development Authority (NEDA)					51,470,166.96	146,036,714.33		1,310,957.15	198,817,838.44	
Philippine Statistics Authority					51,470,166.96	146,036,714.33		1,310,957.15	198,817,838.44	
National Capital Region (NCR)					13,431,204.53	61,689,943.52		1,022,970.54	76,144,118.59	
Central Office					10,957,189.97	50,964,192.64		1,022,970.54	62,944,353.15	
Regional Statistical Services Office - NCR					2,474,014.56	10,725,750.88			13,199,765.44	
Region I - Ilocos					3,813,926.88	6,816,676.64			10,630,603.52	
Regional Statistical Services Office - I					3,813,926.88	6,816,676.64			10,630,603.52	
Cordillera Administrative Region (CAR)					774,990.45	3,068,363.55			3,843,354.00	
Regional Statistical Services Office - CAR					774,990.45	3,068,363.55			3,843,354.00	
Region II - Cagayan Valley					1,335,249.73	640,696.23			1,975,945.96	
Regional Statistical Services Office - II					1,335,249.73	640,696.23			1,975,945.96	
Region III - Central Luzon					5,630,914.94	8,875,419.41			14,506,334.35	
Regional Statistical Services Office - III					5,630,914.94	8,875,419.41			14,506,334.35	
Region IVA - CALABARZON					2,103,952.49	1,529,143.51			3,633,096.00	
Regional Statistical Services Office - IV-A					2,103,952.49	1,529,143.51			3,633,096.00	

Department: National Economic and Development Authority (NEDA)										Agency: Philippine Statistics Authority								
Organization Code (UACS): 24008000000										Fund Cluster: 01 - Regular Agency Fund								
PARTICULARS	CURRENT YEAR BUDGET					PRIOR YEAR'S BUDGET												SUB-TOTAL
						PRIOR YEAR'S ACCOUNTS PAYABLE					CURRENT YEAR'S ACCOUNTS PAYABLE							
	PS	MOOE	Fin. Exp	CO	TOTAL	PS	MOOE	Fin. Exp	CO	Sub-Total	PS	MOOE	Fin. Exp	CO	Sub-Total	TOTAL		
1	2	3	4	5	6=(2+3+4+5)	7	8	9	10	11=(7+8+9+10)	12	13	14	15	16=(12+13+14+15)	17=(11+16)	18=(6+17)	
Region IVB - MIMAROPA	656,770.91	1,797,434.59			2,454,205.50												2,454,205.50	
Regional Statistical Services Office - IV-B	656,770.91	1,797,434.59			2,454,205.50												2,454,205.50	
Region V - Bicol	4,628,077.01	6,937,608.81			11,565,685.82												11,565,685.82	
Regional Statistical Services Office - V	4,628,077.01	6,937,608.81			11,565,685.82												11,565,685.82	
Region VII - Central Visayas	5,504,892.36	10,632,744.74		100,000.00	16,237,637.10							1,790,463.23			1,790,463.23	1,790,463.23	18,028,100.33	
Regional Statistical Services Office - VII	5,504,892.36	10,632,744.74		100,000.00	16,237,637.10							1,790,463.23			1,790,463.23	1,790,463.23	18,028,100.33	
Region VIII - Eastern Visayas	6,998,749.56	9,184,540.14			16,183,289.70												16,183,289.70	
Regional Statistical Services Office - VIII	6,998,749.56	9,184,540.14			16,183,289.70												16,183,289.70	
Region IX - Zamboanga Peninsula	1,769,723.58	8,713,593.29			10,483,316.87												10,483,316.87	
Regional Statistical Services Office - IX	1,769,723.58	8,713,593.29			10,483,316.87												10,483,316.87	
Region X - Northern Mindanao	2,016,606.14	9,792,356.81		92,986.61	11,901,949.56												11,901,949.56	
Regional Statistical Services Office - X	2,016,606.14	9,792,356.81		92,986.61	11,901,949.56												11,901,949.56	
Region XI - Davao	2,125,242.95	13,846,530.08		95,000.00	16,066,773.03												16,066,773.03	
Regional Statistical Services Office - XI	2,125,242.95	13,846,530.08		95,000.00	16,066,773.03												16,066,773.03	
Region XIII - CARAGA	679,865.43	721,199.78			1,401,065.21												1,401,065.21	
Regional Statistical Services Office - XIII	679,865.43	721,199.78			1,401,065.21												1,401,065.21	
Notice of Transfer of Allocation (NTA)		8,645,752.21			8,645,752.21												8,645,752.21	
MDS Checks Issued		3,761,959.21			3,761,959.21												3,761,959.21	
National Economic and Development Authority (NEDA)		3,761,959.21			3,761,959.21												3,761,959.21	
Philippine Statistics Authority		3,761,959.21			3,761,959.21												3,761,959.21	
National Capital Region (NCR)																		
Central Office																		
Region XI - Davao																		
Regional Statistical Services Office - XI																		
Autonomous Region in Muslim Mindanao (ARMM)		3,761,959.21			3,761,959.21												3,761,959.21	
Regional Statistical Services Office - ARMM		3,761,959.21			3,761,959.21												3,761,959.21	
Advice to Debit Account		4,883,793.00			4,883,793.00												4,883,793.00	
National Economic and Development Authority (NEDA)		4,883,793.00			4,883,793.00												4,883,793.00	
Philippine Statistics Authority		4,883,793.00			4,883,793.00												4,883,793.00	

98 2

Department: National Economic and Development Authority (NEDA)				Operating Unit: All						
Organization Code (UACS): 240080000000				Report Status: SUBMITTED						
PARTICULARS	TRUST LIABILITIES				GRAND TOTAL					REMARKS
	PS	MOOE	CO	TOTAL	PS	MOOE	Fin. Exp	CO	TOTAL	
1	19	20	21	22=(19+20+21)	23	24	25	26	27=(23+24+25+26)	28
Region IVB - MIMAROPA					656,770.91	1,797,434.59			2,454,205.50	
Regional Statistical Services Office - IV-B					656,770.91	1,797,434.59			2,454,205.50	
Region V - Bicol					4,628,077.01	6,937,608.81			11,565,685.82	
Regional Statistical Services Office - V					4,628,077.01	6,937,608.81			11,565,685.82	
Region VII - Central Visayas					5,504,892.36	12,423,207.97		100,000.00	18,028,100.33	
Regional Statistical Services Office - VII					5,504,892.36	12,423,207.97		100,000.00	18,028,100.33	
Region VIII - Eastern Visayas					6,998,749.56	9,184,540.14			16,183,289.70	
Regional Statistical Services Office - VIII					6,998,749.56	9,184,540.14			16,183,289.70	
Region IX - Zamboanga Peninsula					1,769,723.58	8,713,593.29			10,483,316.87	
Regional Statistical Services Office - IX					1,769,723.58	8,713,593.29			10,483,316.87	
Region X - Northern Mindanao					2,016,606.14	9,792,356.81		92,986.61	11,901,949.56	
Regional Statistical Services Office - X					2,016,606.14	9,792,356.81		92,986.61	11,901,949.56	
Region XI - Davao					2,125,242.95	13,846,530.08		95,000.00	16,066,773.03	
Regional Statistical Services Office - XI					2,125,242.95	13,846,530.08		95,000.00	16,066,773.03	
Region XIII - CARAGA					679,865.43	721,199.78			1,401,065.21	
Regional Statistical Services Office - XIII					679,865.43	721,199.78			1,401,065.21	
Notice of Transfer of Allocation (NTA)						8,645,752.21			8,645,752.21	
MDS Checks Issued						3,761,959.21			3,761,959.21	
National Economic and Development Authority (NEDA)						3,761,959.21			3,761,959.21	
Philippine Statistics Authority						3,761,959.21			3,761,959.21	
National Capital Region (NCR)										
Central Office										
Region XI - Davao										
Regional Statistical Services Office - XI										
Autonomous Region in Muslim Mindanao (ARMM)						3,761,959.21			3,761,959.21	
Regional Statistical Services Office - ARMM						3,761,959.21			3,761,959.21	
Advice to Debit Account						4,883,793.00			4,883,793.00	
National Economic and Development Authority (NEDA)						4,883,793.00			4,883,793.00	
Philippine Statistics Authority						4,883,793.00			4,883,793.00	

~      ggs

Department: National Economic and Development Authority (NEDA)											Agency: Philippine Statistics Authority							
Organization Code (UACS): 240080000000											Fund Cluster: 01 - Regular Agency Fund							
PARTICULARS	CURRENT YEAR BUDGET					PRIOR YEAR'S BUDGET												SUB-TOTAL
						PRIOR YEAR'S ACCOUNTS PAYABLE					CURRENT YEAR'S ACCOUNTS PAYABLE							
	PS	MOOE	Fin. Exp	CO	TOTAL	PS	MOOE	Fin. Exp	CO	Sub-Total	PS	MOOE	Fin. Exp	CO	Sub-Total	TOTAL		
1	2	3	4	5	6=(2+3+4+5)	7	8	9	10	11=(7+8+9+10)	12	13	14	15	16=(12+13+14+15)	17=(11+16)	18=(6+17)	
National Capital Region (NCR)		4,883,793.00			4,883,793.00												4,883,793.00	
Central Office		4,883,793.00			4,883,793.00												4,883,793.00	
Working Fund (NCA issued to BTr) National Economic and Development Authority (NEDA)																		
Philippine Statistics Authority																		
National Capital Region (NCR)																		
Central Office																		
Tax Remittance Advices Issued (TRA) National Economic and Development Authority (NEDA)	13,523,257.00	15,727,972.50		5,053.93	29,256,283.43		137,907.00		1,285.72	139,192.72		14,095.74			14,095.74	153,288.46	29,409,571.89	
	13,523,257.00	15,727,972.50		5,053.93	29,256,283.43		137,907.00		1,285.72	139,192.72		14,095.74			14,095.74	153,288.46	29,409,571.89	
Philippine Statistics Authority	13,523,257.00	15,727,972.50		5,053.93	29,256,283.43		137,907.00		1,285.72	139,192.72		14,095.74			14,095.74	153,288.46	29,409,571.89	
National Capital Region (NCR)	9,364,851.61	10,278,650.60			19,643,502.21		137,907.00		1,285.72	139,192.72						139,192.72	19,782,694.93	
Central Office	8,782,092.89	9,764,749.15			18,546,842.04		137,907.00		1,285.72	139,192.72						139,192.72	18,686,034.76	
Regional Statistical Services Office - NCR	582,758.72	513,901.45			1,096,660.17												1,096,660.17	
Region I - Ilocos	71,734.15	161,575.20			233,309.35												233,309.35	
Regional Statistical Services Office - I	71,734.15	161,575.20			233,309.35												233,309.35	
Cordillera Administrative Region (CAR)	304,775.06	464,650.82			769,425.88												769,425.88	
Regional Statistical Services Office - CAR	304,775.06	464,650.82			769,425.88												769,425.88	
Region II - Cagayan Valley	313,949.73	204,831.26			518,780.99												518,780.99	
Regional Statistical Services Office - II	313,949.73	204,831.26			518,780.99												518,780.99	
Region III - Central Luzon	409,474.71	607,022.74			1,016,497.45												1,016,497.45	
Regional Statistical Services Office - III	409,474.71	607,022.74			1,016,497.45												1,016,497.45	
Region IVA - CALABARZON	369,227.07	587,396.39			956,623.46												956,623.46	
Regional Statistical Services Office - IV-A	369,227.07	587,396.39			956,623.46												956,623.46	
Region IVB - MIMAROPA	297,593.95	449,942.31		5,053.93	752,590.19												752,590.19	
Regional Statistical Services Office - IV-B	297,593.95	449,942.31		5,053.93	752,590.19												752,590.19	
Region V - Bicol	293,616.64	412,899.98			706,516.62												706,516.62	
Regional Statistical Services Office - V	293,616.64	412,899.98			706,516.62												706,516.62	
Region VI - Western Visayas	114,344.84	273,870.54			388,215.38												388,215.38	
Regional Statistical Services Office - VI	114,344.84	273,870.54			388,215.38												388,215.38	
Region VII - Central Visayas	90,270.70	133,059.66			223,330.36							14,095.74			14,095.74	14,095.74	237,426.10	
Regional Statistical Services Office - VII	90,270.70	133,059.66			223,330.36							14,095.74			14,095.74	14,095.74	237,426.10	

94 2

Department: National Economic and Development Authority (NEDA)					Operating Unit: All					
Organization Code (UACS): 240080000000					Report Status: SUBMITTED					
PARTICULARS	TRUST LIABILITIES				GRAND TOTAL					REMARKS
	PS	MOOE	CO	TOTAL	PS	MOOE	Fin. Exp	CO	TOTAL	
1	19	20	21	22=(19+20+21)	23	24	25	26	27=(23+24+25+26)	28
National Capital Region (NCR)						4,883,793.00			4,883,793.00	
Central Office						4,883,793.00			4,883,793.00	
Working Fund (NCA issued to BTr)										
National Economic and Development Authority (NEDA)										
Philippine Statistics Authority										
National Capital Region (NCR)										
Central Office										
Tax Remittance Advices Issued (TRA)					13,523,257.00	15,879,975.24		6,339.65	29,409,571.89	
National Economic and Development Authority (NEDA)					13,523,257.00	15,879,975.24		6,339.65	29,409,571.89	
Philippine Statistics Authority					13,523,257.00	15,879,975.24		6,339.65	29,409,571.89	
National Capital Region (NCR)					9,364,851.61	10,416,557.60		1,285.72	19,782,694.93	
Central Office					8,782,092.89	9,902,656.15		1,285.72	18,686,034.76	
Regional Statistical Services Office - NCR					582,758.72	513,901.45			1,096,660.17	
Region I - Ilocos					71,734.15	161,575.20			233,309.35	
Regional Statistical Services Office - I					71,734.15	161,575.20			233,309.35	
Cordillera Administrative Region (CAR)					304,775.06	464,650.82			769,425.88	
Regional Statistical Services Office - CAR					304,775.06	464,650.82			769,425.88	
Region II - Cagayan Valley					313,949.73	204,831.26			518,780.99	
Regional Statistical Services Office - II					313,949.73	204,831.26			518,780.99	
Region III - Central Luzon					409,474.71	607,022.74			1,016,497.45	
Regional Statistical Services Office - III					409,474.71	607,022.74			1,016,497.45	
Region IVA - CALABARZON					369,227.07	587,396.39			956,623.46	
Regional Statistical Services Office - IV-A					369,227.07	587,396.39			956,623.46	
Region IVB - MIMAROPA					297,593.95	449,942.31		5,053.93	752,590.19	
Regional Statistical Services Office - IV-B					297,593.95	449,942.31		5,053.93	752,590.19	
Region V - Bicol					293,616.64	412,899.98			706,516.62	
Regional Statistical Services Office - V					293,616.64	412,899.98			706,516.62	
Region VI - Western Visayas					114,344.84	273,870.54			388,215.38	
Regional Statistical Services Office - VI					114,344.84	273,870.54			388,215.38	
Region VII - Central Visayas					90,270.70	147,155.40			237,426.10	
Regional Statistical Services Office - VII					90,270.70	147,155.40			237,426.10	

M JP

Department: National Economic and Development Authority (NEDA)										Agency: Philippine Statistics Authority								
Organization Code (UACS): 240080000000										Fund Cluster: 01 - Regular Agency Fund								
PARTICULARS	CURRENT YEAR BUDGET					PRIOR YEAR'S BUDGET												SUB-TOTAL
						PRIOR YEAR'S ACCOUNTS PAYABLE					CURRENT YEAR'S ACCOUNTS PAYABLE							
	PS	MOOE	Fin. Exp	CO	TOTAL	PS	MOOE	Fin. Exp	CO	Sub-Total	PS	MOOE	Fin. Exp	CO	Sub-Total	TOTAL		
1	2	3	4	5	6=(2+3+4+5)	7	8	9	10	11=(7+8+9+10)	12	13	14	15	16=(12+13+14+15)	17=(11+16)	18=(6+17)	
Region VIII - Eastern Visayas	315,447.94	330,361.49			645,809.43												645,809.43	
Regional Statistical Services Office - VIII	315,447.94	330,361.49			645,809.43												645,809.43	
Region IX - Zamboanga Peninsula	227,279.84	331,647.51			558,927.35												558,927.35	
Regional Statistical Services Office - IX	227,279.84	331,647.51			558,927.35												558,927.35	
Region X - Northern Mindanao	280,287.59	498,846.67			779,134.26												779,134.26	
Regional Statistical Services Office - X	280,287.59	498,846.67			779,134.26												779,134.26	
Region XI - Davao	137,105.94	111,069.82			248,175.76												248,175.76	
Regional Statistical Services Office - XI	137,105.94	111,069.82			248,175.76												248,175.76	
Region XII - SOCCSKSARGEN	455,856.06	305,108.78			760,964.84												760,964.84	
Regional Statistical Services Office - XII	455,856.06	305,108.78			760,964.84												760,964.84	
Region XIII - CARAGA	256,572.66	369,553.25			626,125.91												626,125.91	
Regional Statistical Services Office - XIII	256,572.66	369,553.25			626,125.91												626,125.91	
Autonomous Region in Muslim Mindanao (ARMM)	220,868.51	207,485.48			428,353.99												428,353.99	
Regional Statistical Services Office - ARMM	220,868.51	207,485.48			428,353.99												428,353.99	
Cash Disbursement Ceiling (CDC)																		
National Economic and Development Authority (NEDA)																		
Philippine Statistics Authority																		
National Capital Region (NCR)																		
Central Office																		
Non-Cash Availment Authority (NCAA)																		
National Economic and Development Authority (NEDA)																		
Philippine Statistics Authority																		
National Capital Region (NCR)																		
Central Office																		
Others (CDT, BTr Docs Stamp, etc.)																		
National Economic and Development Authority (NEDA)																		
Philippine Statistics Authority																		
National Capital Region (NCR)																		
Central Office																		
Grand Total	94,758,891.77	275,470,383.60		1,563,714.46	371,792,989.83		2,574,264.00		23,040.00	2,597,304.00		2,010,415.26			2,010,415.26	4,607,719.26	376,400,709.09	

947 W

Department: National Economic and Development Authority (NEDA)				Operating Unit: All						
Organization Code (UACS): 240080000000				Report Status: SUBMITTED						
PARTICULARS	TRUST LIABILITIES				GRAND TOTAL					REMARKS
	PS	MOOE	CO	TOTAL	PS	MOOE	Fin. Exp	CO	TOTAL	
1	19	20	21	22=(19+20+21)	23	24	25	26	27=(23+24+25+26)	28
Region VIII - Eastern Visayas					315,447.94	330,361.49			645,809.43	
Regional Statistical Services Office - VIII					315,447.94	330,361.49			645,809.43	
Region IX - Zamboanga Peninsula					227,279.84	331,647.51			558,927.35	
Regional Statistical Services Office - IX					227,279.84	331,647.51			558,927.35	
Region X - Northern Mindanao					280,287.59	498,846.67			779,134.26	
Regional Statistical Services Office - X					280,287.59	498,846.67			779,134.26	
Region XI - Davao					137,105.94	111,069.82			248,175.76	
Regional Statistical Services Office - XI					137,105.94	111,069.82			248,175.76	
Region XII - SOCCSKSARGEN					455,856.06	305,108.78			760,964.84	
Regional Statistical Services Office - XII					455,856.06	305,108.78			760,964.84	
Region XIII - CARAGA					256,572.66	369,553.25			626,125.91	
Regional Statistical Services Office - XIII					256,572.66	369,553.25			626,125.91	
Autonomous Region in Muslim Mindanao (ARMM)					220,868.51	207,485.48			428,353.99	
Regional Statistical Services Office - ARMM					220,868.51	207,485.48			428,353.99	
Cash Disbursement Ceiling (CDC)										
National Economic and Development Authority (NEDA)										
Philippine Statistics Authority										
National Capital Region (NCR)										
Central Office										
Non-Cash Availment Authority (NCAA)										
National Economic and Development Authority (NEDA)										
Philippine Statistics Authority										
National Capital Region (NCR)										
Central Office										
Others (CDT, BTr Docs Stamp, etc.)										
National Economic and Development Authority (NEDA)										
Philippine Statistics Authority										
National Capital Region (NCR)										
Central Office										
Grand Total					94,758,891.77	280,055,062.86		1,586,754.46	376,400,709.09	

2 98

Department: National Economic and Development Authority (NEDA)

Agency: Philippine Statistics Authority

Organization Code (UACS): 240080000000

Fund Cluster: 01 - Regular Agency Fund

PARTICULARS	CURRENT YEAR BUDGET					PRIOR YEAR'S BUDGET											
						PRIOR YEAR'S ACCOUNTS PAYABLE					CURRENT YEAR'S ACCOUNTS PAYABLE						
	PS	MOOE	Fin. Exp	CO	TOTAL	PS	MOOE	Fin. Exp	CO	Sub-Total	PS	MOOE	Fin. Exp	CO	Sub-Total	TOTAL	SUB-TOTAL
	1	2	3	4	5	6=(2+3+4+5)	7	8	9	10	11=(7+8+9+10)	12	13	14	15	16=(12+13+14+15)	17=(11+16)

Summary			
PARTICULARS	PREVIOUS REPORT	CURRENT MONTH	AS OF DATE
(1)	(2)	(3)	(4)
Total Disbursement Authorities Received			
NCA	3,080,753,126.24	291,982,872.35	3,372,735,998.59
Working Fund			
TRA	161,559,001.42	29,409,571.89	190,968,573.31
CDC			
NCAA			
Others (CDT, BTr Docs Stamp, etc.)	117,229.93	79,738.83	196,968.76
Less: Notice of Transfer Allocations (NTA)* issued	442,912,769.06	4,053,913.48	446,966,682.54
Total Disbursements Authorities Available	2,799,516,588.53	317,418,269.59	3,116,934,858.12
Less			
Lapsed NCA	648,412,733.94	169,369,708.49	817,782,442.43
Disbursements	2,272,510,209.40	376,400,709.09	2,648,910,918.49
Balance of Disbursements Authorities as of to date	(121,406,354.81)	(228,352,147.99)	(349,758,502.80)
Total Disbursements Program	3,671,481,981.89	339,317,964.07	4,010,799,945.96
Less: * Actual Disbursements	2,346,335,795.44	376,400,709.09	2,722,736,504.53
(Over)/Under spending~	1,325,146,186.45	(37,082,745.02)	1,288,063,441.43

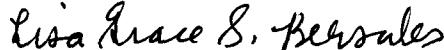
Certified correct:

  
EVELYN F. TOLENTINO  
Agency Chief Accountant

Date:

This report was generated using the Unified Reporting System on 10/24/2017 01:30

Approved By:

  
LISA GRACE S. BERSALES Ph.D.  
Undersecretary  
National Statistician and Civil Registrar General

Date:



In following-up, pls. cite DMS ref #

**2017-BA-0088674**

REPUBLIC OF THE PHILIPPINES  
**DEPARTMENT OF BUDGET AND MANAGEMENT**  
GENERAL SOLANO STREET, SAN MIGUEL, MANILA

**ACKNOWLEDGEMENT RECEIPT**

The **DEPARTMENT OF BUDGET AND MANAGEMENT** hereby acknowledges the receipt of your letter/request which has been uploaded to the DBM-Document Management System and routed to the appropriate office/s with the following information:

Sender: PSA - PERSONAL DELIVERY

Document Title: PSA-SUBMISSION OF MONTHLY REPORT OF DISBURSEMENTS FOR THE MONTH OF AUGUST, 2017

Document Reference No: 2017-BA-0088674

Date and Time  
Uploaded: Tuesday, October 10, 2017 10:58:39 AM

Uploaded By: RECEIVING BOBSON

Routed To: BMB-A Elsa Abundo


CC:

Total no of pages  
received: 1 copy and 22 pages

The determination of the completeness of the documentary requirements submitted, if any, is subject to the evaluation of the technical person in charge.

This receipt is system generated and does not require signature.

Received by:



DOCUMENT  
MANAGEMENT  
SYSTEM



REPUBLIC OF THE PHILIPPINES  
**PHILIPPINE STATISTICS AUTHORITY**

Reference No. 17FAS03-555

October 6, 2017

**MR. USMIN P. DIAMEL**

Director IV  
Office of the Director  
COA-Government Accountancy Office  
Commonwealth Ave., Quezon City

COA-Government Accountancy Office  
Office of the Director  
RECEIVED  
By: Maung  
Date: OCT 09 2017

Dear Sir:

We are transmitting the following Financial Accountability Reports – Central Office and Consolidated Central Office and Regional Statistical Service Office:

- a) Monthly Report of Disbursement for the month of August 2017 (Regular Fund)
- b) Monthly Report of Disbursement for the month of August 2017 (Foreign Assisted)
- c) Monthly Report of Disbursement for the month of August 2017 (Trust Fund)

Please acknowledge receipt. Thank you.

Very truly yours,

  
**MS. EVELYN F. TOLENTINO**  
Chief Accountant  
PSA

-----  
**ACKNOWLEDGMENT RECEIPT**

**MS. EVELYN F. TOLENTINO**  
Chief Accountant  
PSA

This is to acknowledge receipt of the reports as mentioned above

Received by: \_\_\_\_\_

Date Received: \_\_\_\_\_

**MONTHLY REPORT OF DISBURSEMENTS**  
For the month of August, 2017

Department: National Economic and Development Authority (NEDA)					
Organization Code (UACS): 240080100000					
PARTICULARS	CURRENT YEAR BUDGET				
	PS	MOOE	Fin. Exp	CO	TOTAL
	2	3	4	5	6=(2+3+4+5)
Notice of Cash Allocation (NCA)	18,524,814.42	91,066,694.48			109,591,508.90
MDS Checks Issued	6,944,201.08	22,502,508.26			29,446,709.34
Advice to Debit Account	11,580,613.34	68,564,186.22			80,144,799.56
Notice of Transfer of Allocation (NTA)		41,264,621.00			41,264,621.00
MDS Checks Issued					
Advice to Debit Account		41,264,621.00			41,264,621.00
Working Fund (NCA issued to BTr)					
Tax Remittance Advices Issued (TRA)	9,085,857.90	8,412,585.26			17,498,443.16
Cash Disbursement Ceiling (CDC)					
Non-Cash Availment Authority (NCAA)					
Others (CDT, BTr Docs Stamp, etc.)					

**Summary**

PARTICULARS (1)	PREVIOUS REPORT (2)	CURRENT REPORT (3)	AS OF DATE (4)
Total Disbursement Authorities Received			
NCA	1,749,949,319.00	156,039,012.00	1,905,988,331.00
TRA	93,992,036.80	17,514,007.80	111,506,044.60
Less: Notice of Transfer Allocations (NTA)* issued	407,740,670.86	41,264,621.00	449,005,291.86
Total Disbursements Authorities Available	2,251,682,026.66	214,817,640.80	2,466,499,667.46
Less			
Lapsed NCA	647,448,275.53		647,448,275.53
Disbursements	1,163,202,880.06	169,955,052.06	1,333,157,932.12
Balance of Disbursements Authorities as of to date	441,030,871.07	44,862,588.74	485,893,459.81
Total Disbursements Program	2,251,682,026.66	214,817,640.80	2,466,499,667.46
Less: * Actual Disbursements	1,163,202,880.06	169,955,052.06	1,333,157,932.12
(Over)/Under spending~	1,088,479,146.60	44,862,588.74	1,133,341,735.34



*Handwritten signature*  
*MR*

Department: National Economic and Development Authority (NEDA)						Agency: Philippine Statistics Authority						
Organization Code (UACS): 240080100000						Fund Cluster: 01 - Regular Agency Fund						
PARTICULARS	PRIOR YEAR'S BUDGET											SUB-TOTAL
	PRIOR YEAR'S ACCOUNTS PAYABLE					CURRENT YEAR'S ACCOUNTS PAYABLE						
	PS	MOOE	Fin. Exp	CO	Sub-Total	PS	MOOE	Fin. Exp	CO	Sub-Total	TOTAL	
	7	8	9	10	11=(7+8+9+10)	12	13	14	15	16=(12+13+14+15)	17=(11+16)	
Notice of Cash Allocation (NCA)		1,584,914.36			1,584,914.36					-	1,584,914.36	111,176,423.26
MDS Checks Issued												29,446,709.34
Advice to Debit Account		1,584,914.36			1,584,914.36					-	1,584,914.36	81,729,713.92
Notice of Transfer of Allocation (NTA)												41,264,621.00
MDS Checks Issued												
Advice to Debit Account												41,264,621.00
Working Fund (NCA issued to BTr)												
Tax Remittance Advices Issued (TRA)		15,564.64			15,564.64					-	15,564.64	17,514,007.80
Cash Disbursement Ceiling (CDC)												
Non-Cash Availment Authority (NCAA)												
Others (CDT, BTr Docs Stamp, etc.)												

*Frank*

*MB*

Department: National Economic and Development Authority (NEDA)					Operating Unit: Central Office					
Organization Code (UACS): 240080100000					Report Status: SUBMITTED					
PARTICULARS	TRUST LIABILITIES				GRAND TOTAL					REMARKS
	PS	MOOE	CO	TOTAL	PS	MOOE	Fin. Exp	CO	TOTAL	
	19	20	21	22=(19+20+21)	23	24	25	26	27=(23+24+25+26)	28
Notice of Cash Allocation (NCA)					18,524,814.42	92,651,608.84		-	111,176,423.26	
MDS Checks Issued					6,944,201.08	22,502,508.26			29,446,709.34	
Advice to Debit Account					11,580,613.34	70,149,100.58		-	81,729,713.92	
Notice of Transfer of Allocation (NTA)						41,264,621.00			41,264,621.00	
MDS Checks Issued										
Advice to Debit Account						41,264,621.00			41,264,621.00	
Working Fund (NCA issued to BTr)										
Tax Remittance Advices Issued (TRA)					9,085,857.90	8,428,149.90			17,514,007.80	
Cash Disbursement Ceiling (CDC)										
Non-Cash Availment Authority (NCAA)										
Others (CDT, BTr Docs Stamp, etc.)										

Certified Correct:

  
EVELYN F. TOLENTINO  
Agency Chief Accountant

Date:

This report was generated using the Unified Reporting System on 09/28/2017 01:30

Approved by:

  
LISA GRACE S. BERSALES Ph.D.  
Undersecretary  
National Statistician and Civil Registrar General


Date:

MONTHLY REPORT OF DISBURSEMENTS  
For the month of August, 2017

Department: National Economic and Development Authority (NEDA)					
Organization Code (UACS): 240080100000					
PARTICULARS	CURRENT YEAR BUDGET				
	PS	MOOE	Fin. Exp	CO	TOTAL
	2	3	4	5	6=(2+3+4+5)
Notice of Cash Allocation (NCA)		1,208,783.00			1,208,783.00
MDS Checks Issued					
Advice to Debit Account		1,208,783.00			1,208,783.00
Notice of Transfer of Allocation (NTA)					
MDS Checks Issued					
Advice to Debit Account					
Working Fund (NCA issued to BTr)					
Tax Remittance Advices Issued (TRA)					
Cash Disbursement Ceiling (CDC)					
Non-Cash Availment Authority (NCAA)					
Others (CDT, BTr Docs Stamp, etc.)					

Summary

PARTICULARS	PREVIOUS REPORT	CURRENT REPORT	AS OF DATE
(1)	(2)	(3)	(4)
Total Disbursement Authorities Received			
NCA	14,006,624.82		14,006,624.82
Less: Notice of Transfer Allocations (NTA)* issued			
Total Disbursements Authorities Available	14,006,624.82		14,006,624.82
Less			
Lapsed NCA			
Disbursements	12,258,364.95	1,208,783.00	13,467,147.95
Balance of Disbursements Authorities as of to date	1,748,259.87	(1,208,783.00)	539,476.87
Total Disbursements Program	14,006,624.82		14,006,624.82
Less: * Actual Disbursements	12,258,364.95	1,208,783.00	13,467,147.95
(Over)/Under spending~	1,748,259.87	(1,208,783.00)	539,476.87



*A. J. J. J.*

*MP*

Department: National Economic and Development Authority (NEDA)						Agency: Philippine Statistics Authority											
Organization Code (UACS): 240080100000						Fund Cluster: 04 - Special Account - Foreign Assisted/Grant											
PARTICULARS						PRIOR YEAR'S BUDGET						SUB-TOTAL					
						PRIOR YEAR'S ACCOUNTS PAYABLE					CURRENT YEAR'S ACCOUNTS PAYABLE						
						PS	MOOE	Fin. Exp	CO	Sub-Total	PS		MOOE	Fin. Exp	CO	Sub-Total	TOTAL
						7	8	9	10	11=(7+8+9+10)	12		13	14	15	=(12+13+14+15)	17=(11+16)
Notice of Cash Allocation (NCA)														1,208,783.00			
MDS Checks Issued																	
Advice to Debit Account														1,208,783.00			
Notice of Transfer of Allocation (NTA)																	
MDS Checks Issued																	
Advice to Debit Account																	
Working Fund (NCA issued to BTr)																	
Tax Remittance Advices Issued (TRA)																	
Cash Disbursement Ceiling (CDC)																	
Non-Cash Availment Authority (NCAA)																	
Others (CDT, BTr Docs Stamp, etc.)																	

Full  
MVR

Department: National Economic and Development Authority (NEDA)					Operating Unit: Central Office					
Organization Code (UACS): 240080100000					Report Status: SUBMITTED					
PARTICULARS	TRUST LIABILITIES				GRAND TOTAL					REMARKS
	PS	MOOE	CO	TOTAL	PS	MOOE	Fin. Exp	CO	TOTAL	
	19	20	21	22=(19+20+21)	23	24	25	26	27=(23+24+25+26)	
Notice of Cash Allocation (NCA)						1,208,783.00			1,208,783.00	
MDS Checks Issued										
Advice to Debit Account						1,208,783.00			1,208,783.00	
Notice of Transfer of Allocation (NTA)										
MDS Checks Issued										
Advice to Debit Account										
Working Fund (NCA issued to BTr)										
Tax Remittance Advices Issued (TRA)										
Cash Disbursement Ceiling (CDC)										
Non-Cash Availment Authority (NCAA)										
Others (CDT, BTr Docs Stamp, etc.)										

Certified Correct:

  
 EVELYN F. TOLENTINO  
 Agency Chief Accountant

Date:

This report was generated using the Unified Reporting System on 09/28/2017 01:30

Approved by:

  
 LISA GRACE S. BERSALES Ph.D.  
 Undersecretary  
 National Statistician and Civil Registrar General

Date:




**MONTHLY REPORT OF DISBURSEMENTS**  
For the month of August, 2017

<b>Department: National Economic and Development Authority (NEDA)</b>					
<b>Organization Code (UACS): 240080100000</b>					
<b>PARTICULARS</b>	<b>CURRENT YEAR BUDGET</b>				
	<b>PS</b>	<b>MOOE</b>	<b>Fin. Exp</b>	<b>CO</b>	<b>TOTAL</b>
	2	3	4	5	6=(2+3+4+5)
Notice of Cash Allocation (NCA)		5,063,337.78			5,063,337.78
MDS Checks Issued					
Advice to Debit Account		5,063,337.78			5,063,337.78
Notice of Transfer of Allocation (NTA)					
MDS Checks Issued					
Advice to Debit Account					
Working Fund (NCA issued to BTr)					
Tax Remittance Advices Issued (TRA)					
Cash Disbursement Ceiling (CDC)					
Non-Cash Availment Authority (NCAA)					
Others (CDT, BTr Docs Stamp, etc.)					

**Summary**

<b>PARTICULARS</b>	<b>PREVIOUS REPORT</b>	<b>CURRENT REPORT</b>	<b>AS OF DATE</b>
(1)	(2)	(3)	(4)
Total Disbursement Authorities Received			
NCA	53,099,938.00	2,024,166.00	55,124,104.00
Less: Notice of Transfer Allocations (NTA)* issued			
Total Disbursements Authorities Available	53,099,938.00	2,024,166.00	55,124,104.00
Less			
Lapsed NCA			
Disbursements	25,913,668.96	5,063,337.78	30,977,006.74
Balance of Disbursements Authorities as of to date	27,186,269.04	(3,039,171.78)	24,147,097.26
Total Disbursements Program	53,099,938.00	2,024,166.00	55,124,104.00
Less: * Actual Disbursements	25,913,668.96	5,063,337.78	30,977,006.74
(Over)/Under spending~	27,186,269.04	(3,039,171.78)	24,147,097.26



*Handwritten signature*

*Handwritten signature*

Department: National Economic and Development Authority (NEDA)						Agency: Philippine Statistics Authority											
Organization Code (UACS): 240080100000						Fund Cluster: 07 - Trust Fund											
PARTICULARS						PRIOR YEAR'S BUDGET						SUB-TOTAL					
						PRIOR YEAR'S ACCOUNTS PAYABLE					CURRENT YEAR'S ACCOUNTS PAYABLE						
						PS	MOOE	Fin. Exp	CO	Sub-Total	PS		MOOE	Fin. Exp	CO	Sub-Total	TOTAL
						7	8	9	10	11=(7+8+9+10)	12		13	14	15	16=(12+13+14+15)	17=(11+16)
Notice of Cash Allocation (NCA)													5,063,337.78				
MDS Checks Issued																	
Advice to Debit Account													5,063,337.78				
Notice of Transfer of Allocation (NTA)																	
MDS Checks Issued																	
Advice to Debit Account																	
Working Fund (NCA issued to BTr)																	
Tax Remittance Advices Issued (TRA)																	
Cash Disbursement Ceiling (CDC)																	
Non-Cash Availment Authority (NCAA)																	
Others (CDT, BTr Docs Stamp, etc.)																	

MY *frank*

Department: National Economic and Development Authority (NEDA)					Operating Unit: Central Office					
Organization Code (UACS): 240080100000					Report Status: SUBMITTED					
PARTICULARS	TRUST LIABILITIES				GRAND TOTAL					REMARKS
	PS	MOOE	CO	TOTAL	PS	MOOE	Fin. Exp	CO	TOTAL	
	19	20	21	22=(19+20+21)	23	24	25	26	27=(23+24+25+26)	
Notice of Cash Allocation (NCA)						5,063,337.78			5,063,337.78	
MDS Checks Issued										
Advice to Debit Account						5,063,337.78			5,063,337.78	
Notice of Transfer of Allocation (NTA)										
MDS Checks Issued										
Advice to Debit Account										
Working Fund (NCA issued to BTr)										
Tax Remittance Advices Issued (TRA)										
Cash Disbursement Ceiling (CDC)										
Non-Cash Availment Authority (NCAA)										
Others (CDT, BTr Docs Stamp, etc.)										


Certified Correct:

  
 EVELYN F. TOLENTINO  
 Agency Chief Accountant


Date:

This report was generated using the Unified Reporting System on 09/28/2017 01:30

Approved by:

  
 LISA GRACE S. BERSALES Ph.D.  
 Undersecretary  
 National Statistician and Civil Registrar General

Date:



FAR No. 4

MONTHLY REPORT OF DISBURSEMENTS  
For the month of August, 2017


Department: National Economic and Development Authority (NEDA)										Agency: Philippine Statistics Authority								
Organization Code (UACS): 240080000000										Fund Cluster: 01 - Regular Agency Fund								
PARTICULARS	CURRENT YEAR BUDGET					PRIOR YEAR'S BUDGET												SUB-TOTAL
	PS	MOOE	Fin. Exp	CO	TOTAL	PRIOR YEAR'S ACCOUNTS PAYABLE					CURRENT YEAR'S ACCOUNTS PAYABLE							
						PS	MOOE	Fin. Exp	CO	Sub-Total	PS	MOOE	Fin. Exp	CO	Sub-Total	TOTAL		
1	2	3	4	5	6=(2+3+4+5)	7	8	9	10	11=(7+8+9+10)	12	13	14	15	16=(12+13+14+15)	17=(11+16)	18=(6+17)	
Notice of Cash Allocation (NCA)	63,634,179.27	203,131,715.62			266,765,894.89		1,584,914.36			1,584,914.36		2,417,280.02			2,417,280.02	4,002,194.38	270,768,089.27	
MDS Checks Issued	22,691,995.32	75,976,213.92			98,668,209.24							608,511.95			608,511.95	608,511.95	99,276,721.19	
National Economic and Development Authority (NEDA)	22,691,995.32	75,976,213.92			98,668,209.24							608,511.95			608,511.95	608,511.95	99,276,721.19	
Philippine Statistics Authority	22,691,995.32	75,976,213.92			98,668,209.24							608,511.95			608,511.95	608,511.95	99,276,721.19	
National Capital Region (NCR)	7,920,131.39	25,193,674.41			33,113,805.80												33,113,805.80	
Central Office	6,944,201.08	22,502,508.26			29,446,709.34												29,446,709.34	
Services Office - NCR	975,930.31	2,691,166.15			3,667,096.46												3,667,096.46	
Region I - Ilocos	184,092.60	746,870.45			930,963.05												930,963.05	
Regional Statistical Services Office - I	184,092.60	746,870.45			930,963.05												930,963.05	
Cordillera Administrative Region (CAR)	1,506,557.15	3,396,843.92			4,903,401.07												4,903,401.07	
Services Office - CAR	1,506,557.15	3,396,843.92			4,903,401.07												4,903,401.07	
Region II - Cagayan Valley	1,012,719.32	4,300,499.72			5,313,219.04												5,313,219.04	
Regional Statistical Services Office - II	1,012,719.32	4,300,499.72			5,313,219.04												5,313,219.04	
Region III - Central Luzon	304,679.26	1,535,813.65			1,840,492.91												1,840,492.91	
Regional Statistical Services Office - III	304,679.26	1,535,813.65			1,840,492.91												1,840,492.91	
Region IVA - CALABARZON	962,052.18	6,304,473.62			7,266,525.80												7,266,525.80	
Regional Statistical Services Office - IV-A	962,052.18	6,304,473.62			7,266,525.80												7,266,525.80	
Region IVB - MIMAROPA	1,443,105.13	3,925,979.83			5,369,084.96												5,369,084.96	
Regional Statistical Services Office - IV-B	1,443,105.13	3,925,979.83			5,369,084.96												5,369,084.96	
Region V - Bicol	11,000.00	639,560.79			650,560.79												650,560.79	
Regional Statistical Services Office - V	11,000.00	639,560.79			650,560.79												650,560.79	
Region VI - Western Visayas	3,236,946.69	7,226,943.15			10,463,889.84												10,463,889.84	
Regional Statistical Services Office - VI	3,236,946.69	7,226,943.15			10,463,889.84												10,463,889.84	
Region VII - Central Visayas	11,732.21	936,382.75			948,114.96							608,511.95			608,511.95	608,511.95	1,556,626.91	
Regional Statistical Services Office - VII	11,732.21	936,382.75			948,114.96							608,511.95			608,511.95	608,511.95	1,556,626.91	

MAJAN  
FAR

Department: National Economic and Development Authority (NEDA)				Operating Unit: All						
Organization Code (UACS): 240080000000				Report Status: SUBMITTED						
PARTICULARS	TRUST LIABILITIES				GRAND TOTAL					REMARKS
	PS	MOOE	CO	TOTAL	PS	MOOE	Fin. Exp	CO	TOTAL	
1	19	20	21	22=(19+20+21)	23	24	25	26	27=(23+24+25+26)	28
Notice of Cash Allocation (NCA)					63,634,179.27	207,133,910.00			270,768,089.27	
MDS Checks Issued					22,691,995.32	76,584,725.87			99,276,721.19	
National Economic and Development Authority (NEDA)					22,691,995.32	76,584,725.87			99,276,721.19	
Philippine Statistics Authority					22,691,995.32	76,584,725.87			99,276,721.19	
National Capital Region (NCR)					7,920,131.39	25,193,674.41			33,113,805.80	
Central Office					6,944,201.08	22,502,508.26			29,446,709.34	
Services Office - NCR					975,930.31	2,691,166.15			3,667,096.46	
Region I - Ilocos					184,092.60	746,870.45			930,963.05	
Regional Statistical Services Office - I					184,092.60	746,870.45			930,963.05	
Cordillera Administrative Region (CAR)					1,506,557.15	3,396,843.92			4,903,401.07	
Services Office - CAR					1,506,557.15	3,396,843.92			4,903,401.07	
Region II - Cagayan Valley					1,012,719.32	4,300,499.72			5,313,219.04	
Regional Statistical Services Office - II					1,012,719.32	4,300,499.72			5,313,219.04	
Region III - Central Luzon					304,679.26	1,535,813.65			1,840,492.91	
Regional Statistical Services Office - III					304,679.26	1,535,813.65			1,840,492.91	
Region IVA - CALABARZON					962,052.18	6,304,473.62			7,266,525.80	
Regional Statistical Services Office - IV-A					962,052.18	6,304,473.62			7,266,525.80	
Region IVB - MIMAROPA					1,443,105.13	3,925,979.83			5,369,084.96	
Regional Statistical Services Office - IV-B					1,443,105.13	3,925,979.83			5,369,084.96	
Region V - Bicol					11,000.00	639,560.79			650,560.79	
Regional Statistical Services Office - V					11,000.00	639,560.79			650,560.79	
Region VI - Western Visayas					3,236,946.69	7,226,943.15			10,463,889.84	
Regional Statistical Services Office - VI					3,236,946.69	7,226,943.15			10,463,889.84	
Region VII - Central Visayas					11,732.21	1,544,894.70			1,556,626.91	
Regional Statistical Services Office - VII					11,732.21	1,544,894.70			1,556,626.91	

MD - H *[Signature]*

Department: National Economic and Development Authority (NEDA)										Agency: Philippine Statistics Authority									
Organization Code (UACS): 240080000000										Fund Cluster: 01 - Regular Agency Fund									
PARTICULARS	CURRENT YEAR BUDGET					PRIOR YEAR'S BUDGET													
	PS	MOOE	Fin. Exp	CO	TOTAL	PRIOR YEAR'S ACCOUNTS PAYABLE					CURRENT YEAR'S ACCOUNTS PAYABLE								
						PS	MOOE	Fin. Exp	CO	Sub-Total	PS	MOOE	Fin. Exp	CO	Sub-Total	TOTAL	SUB-TOTAL		
1	2	3	4	5	6=(2+3+4+5)	7	8	9	10	11=(7+8+9+10)	12	13	14	15	16=(12+13+14+15)	17=(11+16)	18=(6+17)		
Region VIII - Eastern Visayas	273,895.19	1,547,403.93			1,821,299.12												1,821,299.12		
Regional Statistical Services Office - VIII	273,895.19	1,547,403.93			1,821,299.12												1,821,299.12		
Region IX - Zamboanga Peninsula	48,348.96	1,079,828.05			1,128,177.01												1,128,177.01		
Regional Statistical Services Office - IX	48,348.96	1,079,828.05			1,128,177.01												1,128,177.01		
Region X - Northern Mindanao		91,799.61			91,799.61												91,799.61		
Regional Statistical Services Office - X		91,799.61			91,799.61												91,799.61		
Region XI - Davao	249,074.95	6,111,250.60			6,360,325.55												6,360,325.55		
Regional Statistical Services Office - XI	249,074.95	6,111,250.60			6,360,325.55												6,360,325.55		
Region XII - SOCCSKSARGEN	2,168,192.27	7,380,049.14			9,548,241.41												9,548,241.41		
Regional Statistical Services Office - XII	2,168,192.27	7,380,049.14			9,548,241.41												9,548,241.41		
Region XIII - CARAGA	1,239,372.98	3,777,840.30			5,017,213.28												5,017,213.28		
Regional Statistical Services Office - XIII	1,239,372.98	3,777,840.30			5,017,213.28												5,017,213.28		
Autonomous Region in Muslim Mindanao (ARMM)	2,120,095.04	1,781,000.00			3,901,095.04												3,901,095.04		
Services Office - ARMM	2,120,095.04	1,781,000.00			3,901,095.04												3,901,095.04		
Advice to Debit Account	40,942,183.95	127,155,501.70			168,097,685.65		1,584,914.36			1,584,914.36		1,808,768.07			1,808,768.07	3,393,682.43	171,491,368.08		
National Economic and Development Authority (NEDA)	40,942,183.95	127,155,501.70			168,097,685.65		1,584,914.36			1,584,914.36		1,808,768.07			1,808,768.07	3,393,682.43	171,491,368.08		
Philippine Statistics Authority	40,942,183.95	127,155,501.70			168,097,685.65		1,584,914.36			1,584,914.36		1,808,768.07			1,808,768.07	3,393,682.43	171,491,368.08		
National Capital Region (NCR)	14,040,563.78	79,814,190.50			93,854,754.28		1,584,914.36			1,584,914.36						1,584,914.36	95,439,668.64		
Central Office	11,580,613.34	68,564,186.22			80,144,799.56		1,584,914.36			1,584,914.36						1,584,914.36	81,729,713.92		
Services Office - NCR	2,459,950.44	11,250,004.28			13,709,954.72												13,709,954.72		
Region I - Ilocos	2,994,752.92	4,376,349.63			7,371,102.55												7,371,102.55		
Regional Statistical Services Office - I	2,994,752.92	4,376,349.63			7,371,102.55												7,371,102.55		
Cordillera Administrative Region (CAR)	764,692.36	1,833,589.12			2,598,281.48												2,598,281.48		
Services Office - CAR	764,692.36	1,833,589.12			2,598,281.48												2,598,281.48		
Region II - Cagayan Valley	1,266,935.71	1,444,383.11			2,711,318.82												2,711,318.82		
Regional Statistical Services Office - II	1,266,935.71	1,444,383.11			2,711,318.82												2,711,318.82		

MD 

Department: National Economic and Development Authority (NEDA)				Operating Unit: All						
Organization Code (UACS): 240080000000				Report Status: SUBMITTED						
PARTICULARS	TRUST LIABILITIES				GRAND TOTAL					REMARKS
	PS	MOOE	CO	TOTAL	PS	MOOE	Fin. Exp	CO	TOTAL	
1	19	20	21	22=(19+20+21)	23	24	25	26	27=(23+24+25+26)	28
Region VIII - Eastern Visayas					273,895.19	1,547,403.93			1,821,299.12	
Regional Statistical Services Office - VIII					273,895.19	1,547,403.93			1,821,299.12	
Region IX - Zamboanga Peninsula					48,348.96	1,079,828.05			1,128,177.01	
Regional Statistical Services Office - IX					48,348.96	1,079,828.05			1,128,177.01	
Region X - Northern Mindanao						91,799.61			91,799.61	
Regional Statistical Services Office - X						91,799.61			91,799.61	
Region XI - Davao					249,074.95	6,111,250.60			6,360,325.55	
Regional Statistical Services Office - XI					249,074.95	6,111,250.60			6,360,325.55	
Region XII - SOCCSKSARGEN					2,168,192.27	7,380,049.14			9,548,241.41	
Regional Statistical Services Office - XII					2,168,192.27	7,380,049.14			9,548,241.41	
Region XIII - CARAGA					1,239,372.98	3,777,840.30			5,017,213.28	
Regional Statistical Services Office - XIII					1,239,372.98	3,777,840.30			5,017,213.28	
Autonomous Region in Muslim Mindanao (ARMM)					2,120,095.04	1,781,000.00			3,901,095.04	
Services Office - ARMM					2,120,095.04	1,781,000.00			3,901,095.04	
Advice to Debit Account					40,942,183.95	130,549,184.13			171,491,368.08	
National Economic and Development Authority (NEDA)					40,942,183.95	130,549,184.13			171,491,368.08	
Philippine Statistics Authority					40,942,183.95	130,549,184.13			171,491,368.08	
National Capital Region (NCR)					14,040,563.78	81,399,104.86			95,439,668.64	
Central Office					11,580,613.34	70,149,100.58			81,729,713.92	
Services Office - NCR					2,459,950.44	11,250,004.28			13,709,954.72	
Region I - Ilocos					2,994,752.92	4,376,349.63			7,371,102.55	
Regional Statistical Services Office - I					2,994,752.92	4,376,349.63			7,371,102.55	
Cordillera Administrative Region (CAR)					764,692.36	1,833,589.12			2,598,281.48	
Services Office - CAR					764,692.36	1,833,589.12			2,598,281.48	
Region II - Cagayan Valley					1,266,935.71	1,444,383.11			2,711,318.82	
Regional Statistical Services Office - II					1,266,935.71	1,444,383.11			2,711,318.82	

MDY *[Signature]*

Department: National Economic and Development Authority (NEDA)										Agency: Philippine Statistics Authority									
Organization Code (UACS): 240080000000										Fund Cluster: 01 - Regular Agency Fund									
PARTICULARS	CURRENT YEAR BUDGET					PRIOR YEAR'S BUDGET													
	PS	MOOE	Fin. Exp	CO	TOTAL	PRIOR YEAR'S ACCOUNTS PAYABLE					CURRENT YEAR'S ACCOUNTS PAYABLE								
1	2	3	4	5	6=(2+3+4+5)	7	8	9	10	11=(7+8+9+10)	12	13	14	15	16=(12+13+14+15)	17=(11+16)	18=(6+17)		
Region III - Central Luzon	2,900,199.12	8,415,453.07			11,315,652.19														11,315,652.19
Regional Statistical Services Office - III	2,900,199.12	8,415,453.07			11,315,652.19														11,315,652.19
Region IVA - CALABARZON	2,411,018.97	955,326.09			3,366,345.06														3,366,345.06
Regional Statistical Services Office - IV-A	2,411,018.97	955,326.09			3,366,345.06														3,366,345.06
Region IVB - MIMAROPA	603,729.91	562,338.42			1,166,068.33														1,166,068.33
Regional Statistical Services Office - IV-B	603,729.91	562,338.42			1,166,068.33														1,166,068.33
Region V - Bicol	2,444,642.46	3,766,592.93			6,211,235.39														6,211,235.39
Regional Statistical Services Office - V	2,444,642.46	3,766,592.93			6,211,235.39														6,211,235.39
Region VII - Central Visayas	2,973,658.74	3,690,422.46			6,664,081.20							1,808,768.07			1,808,768.07	1,808,768.07			8,472,849.27
Regional Statistical Services Office - VII	2,973,658.74	3,690,422.46			6,664,081.20							1,808,768.07			1,808,768.07	1,808,768.07			8,472,849.27
Region VIII - Eastern Visayas	3,057,573.19	8,699,255.67			11,756,828.86														11,756,828.86
Regional Statistical Services Office - VIII	3,057,573.19	8,699,255.67			11,756,828.86														11,756,828.86
Region IX - Zamboanga Peninsula	2,081,906.48	2,404,610.50			4,486,516.98														4,486,516.98
Regional Statistical Services Office - IX	2,081,906.48	2,404,610.50			4,486,516.98														4,486,516.98
Region X - Northern Mindanao	2,525,016.07	4,475,589.41			7,000,605.48														7,000,605.48
Regional Statistical Services Office - X	2,525,016.07	4,475,589.41			7,000,605.48														7,000,605.48
Region XI - Davao	2,253,289.15	6,173,456.32			8,426,745.47														8,426,745.47
Regional Statistical Services Office - XI	2,253,289.15	6,173,456.32			8,426,745.47														8,426,745.47
Region XIII - CARAGA	624,205.09	543,944.47			1,168,149.56														1,168,149.56
Regional Statistical Services Office - XIII	624,205.09	543,944.47			1,168,149.56														1,168,149.56
Notice of Transfer of Allocation (NTA)		48,027,042.51			48,027,042.51														48,027,042.51
MDS Checks Issued		6,762,421.51			6,762,421.51														6,762,421.51
National Economic and Development Authority (NEDA)		6,762,421.51			6,762,421.51														6,762,421.51
Philippine Statistics Authority		6,762,421.51			6,762,421.51														6,762,421.51
National Capital Region (NCR)																			
Central Office																			

MD <sup>h</sup> <sub>full</sub>

Department: National Economic and Development Authority (NEDA)				Operating Unit: All						
Organization Code (UACS): 240080000000				Report Status: SUBMITTED						
PARTICULARS	TRUST LIABILITIES				GRAND TOTAL					REMARKS
	PS	MOOE	CO	TOTAL	PS	MOOE	Fin. Exp	CO	TOTAL	
1	19	20	21	22=(19+20+21)	23	24	25	26	27=(23+24+25+26)	28
Region III - Central Luzon					2,900,199.12	8,415,453.07			11,315,652.19	
Regional Statistical Services Office - III					2,900,199.12	8,415,453.07			11,315,652.19	
Region IVA - CALABARZON					2,411,018.97	955,326.09			3,366,345.06	
Regional Statistical Services Office - IV-A					2,411,018.97	955,326.09			3,366,345.06	
Region IVB - MIMAROPA					603,729.91	562,338.42			1,166,068.33	
Regional Statistical Services Office - IV-B					603,729.91	562,338.42			1,166,068.33	
Region V - Bicol					2,444,642.46	3,766,592.93			6,211,235.39	
Regional Statistical Services Office - V					2,444,642.46	3,766,592.93			6,211,235.39	
Region VII - Central Visayas					2,973,658.74	5,499,190.53			8,472,849.27	
Regional Statistical Services Office - VII					2,973,658.74	5,499,190.53			8,472,849.27	
Region VIII - Eastern Visayas					3,057,573.19	8,699,255.67			11,756,828.86	
Regional Statistical Services Office - VIII					3,057,573.19	8,699,255.67			11,756,828.86	
Region IX - Zamboanga Peninsula					2,081,906.48	2,404,610.50			4,486,516.98	
Regional Statistical Services Office - IX					2,081,906.48	2,404,610.50			4,486,516.98	
Region X - Northern Mindanao					2,525,016.07	4,475,589.41			7,000,605.48	
Regional Statistical Services Office - X					2,525,016.07	4,475,589.41			7,000,605.48	
Region XI - Davao					2,253,289.15	6,173,456.32			8,426,745.47	
Regional Statistical Services Office - XI					2,253,289.15	6,173,456.32			8,426,745.47	
Region XIII - CARAGA					624,205.09	543,944.47			1,168,149.56	
Regional Statistical Services Office - XIII					624,205.09	543,944.47			1,168,149.56	
Notice of Transfer of Allocation (NTA)						48,027,042.51			48,027,042.51	
MDS Checks Issued						6,762,421.51			6,762,421.51	
National Economic and Development Authority (NEDA)						6,762,421.51			6,762,421.51	
Philippine Statistics Authority						6,762,421.51			6,762,421.51	
National Capital Region (NCR)										
Central Office										

MD H *[Signature]*

Department: National Economic and Development Authority (NEDA)											Agency: Philippine Statistics Authority							
Organization Code (UACS): 240080000000											Fund Cluster: 01 - Regular Agency Fund							
PARTICULARS	CURRENT YEAR BUDGET					PRIOR YEAR'S BUDGET												SUB-TOTAL
						PRIOR YEAR'S ACCOUNTS PAYABLE					CURRENT YEAR'S ACCOUNTS PAYABLE							
	PS	MOOE	Fin. Exp	CO	TOTAL	PS	MOOE	Fin. Exp	CO	Sub-Total	PS	MOOE	Fin. Exp	CO	Sub-Total	TOTAL		
1	2	3	4	5	6=(2+3+4+5)	7	8	9	10	11=(7+8+9+10)	12	13	14	15	16=(12+13+14+15)	17=(11+16)	18=(6+17)	
Region VIII - Eastern Visayas																		
Regional Statistical Services Office - VIII																		
Autonomous Region in Muslim Mindanao (ARMM)		6,762,421.51			6,762,421.51												6,762,421.51	
Regional Statistical Services Office - ARMM		6,762,421.51			6,762,421.51												6,762,421.51	
Advice to Debit Account		41,264,621.00			41,264,621.00												41,264,621.00	
National Economic and Development Authority (NEDA)		41,264,621.00			41,264,621.00												41,264,621.00	
Philippine Statistics Authority		41,264,621.00			41,264,621.00												41,264,621.00	
National Capital Region (NCR)		41,264,621.00			41,264,621.00												41,264,621.00	
Central Office		41,264,621.00			41,264,621.00												41,264,621.00	
Working Fund (NCA issued to BTr)																		
National Economic and Development Authority (NEDA)																		
Philippine Statistics Authority																		
National Capital Region (NCR)																		
Central Office																		
Region X - Northern Mindanao																		
Regional Statistical Services Office - X																		
Tax Remittance Advices Issued	13,388,604.77	12,004,471.65			25,393,076.42		15,564.64			15,564.64		32,320.78			32,320.78	47,885.42	25,440,961.84	
and Development Authority (NEDA)	13,388,604.77	12,004,471.65			25,393,076.42		15,564.64			15,564.64		32,320.78			32,320.78	47,885.42	25,440,961.84	
Philippine Statistics Authority	13,388,604.77	12,004,471.65			25,393,076.42		15,564.64			15,564.64		32,320.78			32,320.78	47,885.42	25,440,961.84	
National Capital Region (NCR)	9,632,205.14	8,616,672.58			18,248,877.72		15,564.64			15,564.64						15,564.64	18,264,442.36	
Central Office	9,085,857.90	8,412,585.26			17,498,443.16		15,564.64			15,564.64						15,564.64	17,514,007.80	
Services Office - NCR	546,347.24	204,087.32			750,434.56												750,434.56	
Region I - Ilocos	67,276.95	82,039.73			149,316.68												149,316.68	
Regional Statistical Services Office - I	67,276.95	82,039.73			149,316.68												149,316.68	
Cordillera Administrative Region (CAR)	302,082.12	272,548.00			574,630.12												574,630.12	
Services Office - CAR	302,082.12	272,548.00			574,630.12												574,630.12	
Region II - Cagayan Valley	297,920.95	178,064.07			475,985.02												475,985.02	
Regional Statistical Services Office - II	297,920.95	178,064.07			475,985.02												475,985.02	

M. J. Fernandez

Department: National Economic and Development Authority (NEDA)				Operating Unit: All						
Organization Code (UACS): 240080000000				Report Status: SUBMITTED						
PARTICULARS	TRUST LIABILITIES				GRAND TOTAL					REMARKS
	PS	MOOE	CO	TOTAL	PS	MOOE	Fin. Exp	CO	TOTAL	
1	19	20	21	22=(19+20+21)	23	24	25	26	27=(23+24+25+26)	28
Region VIII - Eastern Visayas										
Regional Statistical Services Office - VIII										
Autonomous Region in Muslim Mindanao (ARMM)						6,762,421.51			6,762,421.51	
Regional Statistical Services Office - ARMM						6,762,421.51			6,762,421.51	
Advice to Debit Account						41,264,621.00			41,264,621.00	
National Economic and Development Authority (NEDA)						41,264,621.00			41,264,621.00	
Philippine Statistics Authority						41,264,621.00			41,264,621.00	
National Capital Region (NCR)						41,264,621.00			41,264,621.00	
Central Office						41,264,621.00			41,264,621.00	
Working Fund (NCA issued to BTr)										
National Economic and Development Authority (NEDA)										
Philippine Statistics Authority										
National Capital Region (NCR)										
Central Office										
Region X - Northern Mindanao										
Regional Statistical Services Office - X										
Tax Remittance Advices Issued					13,388,604.77	12,052,357.07			25,440,961.84	
and Development Authority (NEDA)					13,388,604.77	12,052,357.07			25,440,961.84	
Philippine Statistics Authority					13,388,604.77	12,052,357.07			25,440,961.84	
National Capital Region (NCR)					9,632,205.14	8,632,237.22			18,264,442.36	
Central Office					9,085,857.90	8,428,149.90			17,514,007.80	
Services Office - NCR					546,347.24	204,087.32			750,434.56	
Region I - Ilocos					67,276.95	82,039.73			149,316.68	
Regional Statistical Services Office - I					67,276.95	82,039.73			149,316.68	
Cordillera Administrative Region (CAR)					302,082.12	272,548.00			574,630.12	
Services Office - CAR					302,082.12	272,548.00			574,630.12	
Region II - Cagayan Valley					297,920.95	178,064.07			475,985.02	
Regional Statistical Services Office - II					297,920.95	178,064.07			475,985.02	

MR. *[Signature]*

Department: National Economic and Development Authority (NEDA)											Agency: Philippine Statistics Authority								
Organization Code (UACS): 240080000000											Fund Cluster: 01 - Regular Agency Fund								
PARTICULARS	CURRENT YEAR BUDGET					PRIOR YEAR'S BUDGET													SUB-TOTAL
						PRIOR YEAR'S ACCOUNTS PAYABLE					CURRENT YEAR'S ACCOUNTS PAYABLE								
	PS	MOOE	Fin. Exp	CO	TOTAL	PS	MOOE	Fin. Exp	CO	Sub-Total	PS	MOOE	Fin. Exp	CO	Sub-Total	TOTAL			
1	2	3	4	5	6=(2+3+4+5)	7	8	9	10	11=(7+8+9+10)	12	13	14	15	16=(12+13+14+15)	17=(11+16)	18=(6+17)		
Region III - Central Luzon	398,407.63	250,820.66			649,228.29												649,228.29		
Regional Statistical Services Office - III	398,407.63	250,820.66			649,228.29												649,228.29		
Region IVA - CALABARZON	356,404.38	322,852.18			679,256.56												679,256.56		
Regional Statistical Services Office - IV-A	356,404.38	322,852.18			679,256.56												679,256.56		
Region IVB - MIMAROPA	278,763.55	191,861.43			470,624.98												470,624.98		
Regional Statistical Services Office - IV-B	278,763.55	191,861.43			470,624.98												470,624.98		
Region V - Bicol	294,120.93	265,559.46			559,680.39												559,680.39		
Regional Statistical Services Office - V	294,120.93	265,559.46			559,680.39												559,680.39		
Region VI - Western Visayas	136,309.87	92,969.55			229,279.42												229,279.42		
Regional Statistical Services Office - VI	136,309.87	92,969.55			229,279.42												229,279.42		
Region VII - Central Visayas	90,270.97	102,428.90			192,699.87							32,320.78			32,320.78	32,320.78	225,020.65		
Regional Statistical Services Office - VII	90,270.97	102,428.90			192,699.87							32,320.78			32,320.78	32,320.78	225,020.65		
Region VIII - Eastern Visayas	317,892.65	283,182.25			601,074.90												601,074.90		
Regional Statistical Services Office - VIII	317,892.65	283,182.25			601,074.90												601,074.90		
Region IX - Zamboanga Peninsula	227,279.84	156,857.63			384,137.47												384,137.47		
Regional Statistical Services Office - IX	227,279.84	156,857.63			384,137.47												384,137.47		
Region X - Northern Mindanao	279,613.37	214,044.92			493,658.29												493,658.29		
Regional Statistical Services Office - X	279,613.37	214,044.92			493,658.29												493,658.29		
Region XI - Davao	132,125.91	367,707.00			499,832.91												499,832.91		
Regional Statistical Services Office - XI	132,125.91	367,707.00			499,832.91												499,832.91		
Region XII - SOCCSKSARGEN	100,553.34	96,391.36			196,944.70												196,944.70		
Regional Statistical Services Office - XII	100,553.34	96,391.36			196,944.70												196,944.70		
Region XIII - CARAGA	256,508.66	192,094.67			448,603.33												448,603.33		
Regional Statistical Services Office - XIII	256,508.66	192,094.67			448,603.33												448,603.33		
in Muslim Mindanao (ARMM)	220,868.51	318,377.26			539,245.77												539,245.77		
Regional Statistical Services Office - ARMM	220,868.51	318,377.26			539,245.77												539,245.77		

MH *[Signature]*

Department: National Economic and Development Authority (NEDA)				Operating Unit: All						
Organization Code (UACS): 240080000000				Report Status: SUBMITTED						
PARTICULARS	TRUST LIABILITIES				GRAND TOTAL					REMARKS
	PS	MOOE	CO	TOTAL	PS	MOOE	Fin. Exp	CO	TOTAL	
1	19	20	21	22=(19+20+21)	23	24	25	26	27=(23+24+25+26)	28
Region III - Central Luzon					398,407.63	250,820.66			649,228.29	
Regional Statistical Services Office - III					398,407.63	250,820.66			649,228.29	
Region IVA - CALABARZON					356,404.38	322,852.18			679,256.56	
Regional Statistical Services Office - IV-A					356,404.38	322,852.18			679,256.56	
Region IVB - MIMAROPA					278,763.55	191,861.43			470,624.98	
Regional Statistical Services Office - IV-B					278,763.55	191,861.43			470,624.98	
Region V - Bicol					294,120.93	265,559.46			559,680.39	
Regional Statistical Services Office - V					294,120.93	265,559.46			559,680.39	
Region VI - Western Visayas					136,309.87	92,969.55			229,279.42	
Regional Statistical Services Office - VI					136,309.87	92,969.55			229,279.42	
Region VII - Central Visayas					90,270.97	134,749.68			225,020.65	
Regional Statistical Services Office - VII					90,270.97	134,749.68			225,020.65	
Region VIII - Eastern Visayas					317,892.65	283,182.25			601,074.90	
Regional Statistical Services Office - VIII					317,892.65	283,182.25			601,074.90	
Region IX - Zamboanga Peninsula					227,279.84	156,857.63			384,137.47	
Regional Statistical Services Office - IX					227,279.84	156,857.63			384,137.47	
Region X - Northern Mindanao					279,613.37	214,044.92			493,658.29	
Regional Statistical Services Office - X					279,613.37	214,044.92			493,658.29	
Region XI - Davao					132,125.91	367,707.00			499,832.91	
Regional Statistical Services Office - XI					132,125.91	367,707.00			499,832.91	
Region XII - SOCCSKSARGEN					100,553.34	96,391.36			196,944.70	
Regional Statistical Services Office - XII					100,553.34	96,391.36			196,944.70	
Region XIII - CARAGA					256,508.66	192,094.67			448,603.33	
Regional Statistical Services Office - XIII					256,508.66	192,094.67			448,603.33	
in Muslim Mindanao (ARMM)					220,868.51	318,377.26			539,245.77	
Regional Statistical Services Office - ARMM					220,868.51	318,377.26			539,245.77	

MM - *[Signature]*

Department: National Economic and Development Authority (NEDA)											Agency: Philippine Statistics Authority							
Organization Code (UACS): 240080000000											Fund Cluster: 01 - Regular Agency Fund							
PARTICULARS	CURRENT YEAR BUDGET					PRIOR YEAR'S BUDGET												SUB-TOTAL
						PRIOR YEAR'S ACCOUNTS PAYABLE					CURRENT YEAR'S ACCOUNTS PAYABLE							
	PS	MOOE	Fin. Exp	CO	TOTAL	PS	MOOE	Fin. Exp	CO	Sub-Total	PS	MOOE	Fin. Exp	CO	Sub-Total	TOTAL		
1	2	3	4	5	6=(2+3+4+5)	7	8	9	10	11=(7+8+9+10)	12	13	14	15	16=(12+13+14+15)	17=(11+16)	18=(6+17)	
Cash Disbursement Ceiling (CDC)																		
National Economic and Development Authority (NEDA)																		
Philippine Statistics Authority																		
National Capital Region (NCR)																		
Central Office																		
Non-Cash Availment Authority (NCAA)																		
and Development Authority (NEDA)																		
Philippine Statistics Authority																		
National Capital Region (NCR)																		
Central Office																		
Others (CDT, BTr Docs Stamp, etc.)																		
National Economic and Development Authority (NEDA)																		
Philippine Statistics Authority																		
National Capital Region (NCR)																		
Central Office																		
Region VII - Central Visayas																		
Regional Statistical Services Office - VII																		
Grand Total	77,022,784.04	263,163,229.78			340,186,013.82	1,600,479.00				1,600,479.00	2,449,600.80				2,449,600.80	4,050,079.80	344,236,093.62	

*John*  
*MH*

Department: National Economic and Development Authority (NEDA)				Operating Unit: All						
Organization Code (UACS): 240080000000				Report Status: SUBMITTED						
PARTICULARS	TRUST LIABILITIES				GRAND TOTAL					REMARKS
	PS	MOOE	CO	TOTAL	PS	MOOE	Fin. Exp	CO	TOTAL	
1	19	20	21	22=(19+20+21)	23	24	25	26	27=(23+24+25+26)	28
Cash Disbursement Ceiling (CDC)										
National Economic and Development Authority (NEDA)										
Philippine Statistics Authority										
National Capital Region (NCR)										
Central Office										
Non-Cash Availment Authority (NCAA)										
and Development Authority (NEDA)										
Philippine Statistics Authority										
National Capital Region (NCR)										
Central Office										
Others (CDT, BTr Docs Stamp, etc.)										
National Economic and Development Authority (NEDA)										
Philippine Statistics Authority										
National Capital Region (NCR)										
Central Office										
Region VII - Central Visayas										
Regional Statistical Services Office - VII										
Grand Total					77,022,784.04	267,213,309.58			344,236,093.62	

15  
J. Gutierrez  
MD

Department: National Economic and Development Authority (NEDA)															Agency: Philippine Statistics Authority				
Organization Code (UACS): 240080000000															Fund Cluster: 01 - Regular Agency Fund				
	CURRENT YEAR BUDGET					PRIOR YEAR'S BUDGET										SUB-TOTAL			
						PRIOR YEAR'S ACCOUNTS PAYABLE					CURRENT YEAR'S ACCOUNTS PAYABLE								
	PS	MOOE	Fin. Exp	CO	TOTAL	PS	MOOE	Fin. Exp	CO	Sub-Total	PS	MOOE	Fin. Exp	CO	Sub-Total		TOTAL		
	1	2	3	4	5	6=(2+3+4+5)	7	8	9	10	11=(7+8+9+10)	12	13	14	15		16=(12+13+14+15)	17=(11+16)	18=(6+17)

Summary			
PARTICULARS	PREVIOUS REPORT	CURRENT MONTH	AS OF DATE
(1)	(2)	(3)	(4)
Total Disbursement Authorities Received			
NCA	2,798,194,314.88	282,558,811.46	3,080,753,126.34
Working Fund			
TRA	136,066,154.80	25,440,961.84	161,507,116.64
CDC			
NCAA			
Others (CDT, BTr Docs Stamp, etc.)	111,829.93	5,398.00	117,227.93
Less: Notice of Transfer Allocations (NTA)* issued	366,970,534.36	41,785,046.96	408,755,581.32
Total Disbursements Authorities Available	2,567,401,765.25	266,220,124.34	2,833,621,889.59
Less			
Lapsed NCA	647,648,925.99		647,648,925.99
Disbursements	1,826,673,290.36	344,236,093.62	2,170,909,383.98
Balance of Disbursements Authorities as of to date	93,079,548.90	(78,015,969.28)	15,063,579.62
Total Disbursements Program	3,242,039,358.26	344,004,789.18	3,586,044,147.44
Less: * Actual Disbursements	1,942,782,905.77	344,236,093.62	2,287,018,999.39
(Over)/Under spending~	1,299,256,452.49	(231,304.44)	1,299,025,148.05

Certified Correct:


  
EVELYN F. TOLENTINO  
Agency Chief Accountant



Date:

This report was generated using the Unified Reporting System on 09/28/2017 11:30

Approved By:

  
LISA GRACE S. BERSALES Ph.D.  
Undersecretary  
National Statistician and Civil Registrar General



Date:



In following-up, pls. cite DMS ref #

**2017-BA-0077313**

REPUBLIC OF THE PHILIPPINES  
**DEPARTMENT OF BUDGET AND MANAGEMENT**  
GENERAL SOLANO STREET, SAN MIGUEL, MANILA

**ACKNOWLEDGEMENT RECEIPT**

The **DEPARTMENT OF BUDGET AND MANAGEMENT** hereby acknowledges the receipt of your letter/request which has been uploaded to the DBM-Document Management System and routed to the appropriate office/s with the following information:

Sender: NEDA - PERSONAL DELIVERY

Document Title: NEDA-SUBMISSION OF MONTHLY REPORT OF DISBURSEMENTS FOR THE MONTH OF JULY, 2017 FAR 4

Document Reference No: 2017-BA-0077313

Date and Time Uploaded: Thursday, August 31, 2017 3:29:31 PM

Uploaded By: RECEIVING Jayson

Routed To: BMB-A Elsa Abundo


CC:

Total no of pages received: 1 copy and 18 pages

The determination of the completeness of the documentary requirements submitted, if any, is subject to the evaluation of the technical person in charge.

This receipt is system generated and does not require signature.

Received by:



DOCUMENT  
MANAGEMENT  
SYSTEM



Republic of the Philippines  
**Philippine Statistics Authority**

---

Reference No. 17FAS03-401

August 30, 2017

**MR. USMIN P. DIAMEL**

Director IV  
Office of the Director  
COA-Government Accountancy Office  
Commonwealth Ave., Quezon City

Government Accountancy Office  
Office of the Director  
**RECEIVED**

By: \_\_\_\_\_

Date: **AUG 31 2017**

Dear Sir:

We are transmitting the following Financial Accountability Reports:

- a) Monthly Report of Disbursement for the month of July 2017 (Regular Fund)
- b) Monthly Report of Disbursement for the month of July 2017 (Foreign Assisted)
- c) Monthly Report of Disbursement for the month of July 2017 (Trust Fund)

Please acknowledge receipt. Thank you.

Very truly yours,

*for: [Signature]*

**MS. EVELYN F. TOLENTINO**  
Chief Accountant  
PSA

---

**ACKNOWLEDGMENT RECEIPT**

**MS. EVELYN F. TOLENTINO**

Chief Accountant  
PSA

This is to acknowledge receipt of the reports as mentioned above

Received by: \_\_\_\_\_


Date Received: \_\_\_\_\_

MONTHLY REPORT OF DISBURSEMENTS  
For the month of July, 2017

Department: National Economic and Development Authority (NEDA)					
Organization Code (UACS): 240080100000					
PARTICULARS	CURRENT YEAR BUDGET				
	PS	MOOE	Fin. Exp	CO	TOTAL
	2	3	4	5	6=(2+3+4+5)
Notice of Cash Allocation (NCA)	18,000,933.33	37,462,796.74		124,928.57	55,588,658.64
MDS Checks Issued	7,912,057.32	3,461,702.92			11,373,760.24
Advice to Debit Account	10,088,876.01	34,001,093.82		124,928.57	44,214,898.40
Notice of Transfer of Allocation (NTA)		217,232,809.39			217,232,809.39
MDS Checks Issued					
Advice to Debit Account		217,232,809.39			217,232,809.39
Working Fund (NCA issued to BTr)					
Tax Remittance Advices Issued (TRA)	7,968,158.93	5,091,439.27			13,059,598.20
Cash Disbursement Ceiling (CDC)					
Non-Cash Availment Authority (NCAA)					
Others (CDT, BTr Docs Stamp, etc.)					

Summary

PARTICULARS (1)	PREVIOUS REPORT (2)	CURRENT REPORT (3)	AS OF DATE (4)
Total Disbursement Authorities Received			
NCA	1,443,622,014.00	306,327,305.00	1,749,949,319.00
TRA	80,928,752.88	13,063,283.92	93,992,036.80
Less: Notice of Transfer Allocations (NTA)* issued	190,507,861.47	217,232,809.39	407,740,670.86
Total Disbursements Authorities Available	1,715,058,628.35	536,623,398.31	2,251,682,026.66
Less			
Lapsed NCA	647,448,275.53		647,448,275.53
Disbursements	877,253,741.78	285,949,138.28	1,163,202,880.06
Balance of Disbursements Authorities as of to date	190,356,611.04	250,674,260.03	441,030,871.07
Total Disbursements Program	1,715,058,628.35	536,623,398.31	2,251,682,026.66
Less: * Actual Disbursements	877,253,741.78	285,949,138.28	1,163,202,880.06
(Over)/Under spending~	837,804,886.57	250,674,260.03	1,088,479,146.60



[illegible]

Department: National Economic and Development Authority (NEDA)					Operating Unit: Central Office									
Organization Code (UACS): 240080100000					Report Status: SUBMITTED									
PARTICULARS					TRUST LIABILITIES				GRAND TOTAL					REMARKS
					PS	MOOE	CO	TOTAL	PS	MOOE	Fin. Exp	CO	TOTAL	
	19	20	21	22=(19+20+21)	23	24	25	26	27=(23+24+25+26)	28				
Notice of Cash Allocation (NCA)					18,000,933.33	37,527,183.07		124,928.57	55,653,044.97					
MDS Checks Issued					7,912,057.32	3,461,702.92			11,373,760.24					
Advice to Debit Account					10,088,876.01	34,065,480.15		124,928.57	44,279,284.73					
Notice of Transfer of Allocation (NTA)						217,232,809.39			217,232,809.39					
MDS Checks Issued														
Advice to Debit Account						217,232,809.39			217,232,809.39					
Working Fund (NCA issued to BTr)														
Tax Remittance Advices Issued (TRA)					7,968,158.93	5,095,124.99			13,063,283.92					
Cash Disbursement Ceiling (CDC)														
Non-Cash Availment Authority (NCAA)														
Others (CDT, BTr Docs Stamp, etc.)														

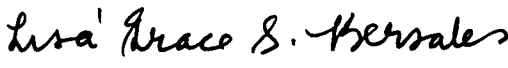
Certified Correct:

  
 EVELYN F. TOLENTINO  
 Agency Chief Accountant

Date: 8/29/2017

This report was generated using the Unified Reporting System on 08/29/2017 01:30

Approved by:

  
 LISA GRACE S. BERSALES Ph.D.  
 Undersecretary  
 National Statistician and Civil Registrar General

Date: 8/29/2017

**MONTHLY REPORT OF DISBURSEMENTS**  
For the month of July, 2017

<b>Department: National Economic and Development Authority (NEDA)</b>					
<b>Organization Code (UACS): 240080100000</b>					
PARTICULARS	CURRENT YEAR BUDGET				
	PS	MOOE	Fin. Exp	CO	TOTAL
	2	3	4	5	6=(2+3+4+5)
Notice of Cash Allocation (NCA)		330,737.34			330,737.34
MDS Checks Issued					
Advice to Debit Account		330,737.34			330,737.34
Notice of Transfer of Allocation (NTA)					
MDS Checks Issued					
Advice to Debit Account					
Working Fund (NCA issued to BTr)					
Tax Remittance Advices Issued (TRA)					
Cash Disbursement Ceiling (CDC)					
Non-Cash Availment Authority (NCAA)					
Others (CDT, BTr Docs Stamp, etc.)					

**Summary**

PARTICULARS	PREVIOUS REPORT	CURRENT REPORT	AS OF DATE
(1)	(2)	(3)	(4)
Total Disbursement Authorities Received			
NCA	14,006,624.82		14,006,624.82
Less: Notice of Transfer Allocations (NTA)* issued			
Total Disbursements Authorities Available	14,006,624.82		14,006,624.82
Less			
Lapsed NCA			
Disbursements	11,927,627.61	330,737.34	12,258,364.95
Balance of Disbursements Authorities as of to date	2,078,997.21	(330,737.34)	1,748,259.87
Total Disbursements Program	14,006,624.82		14,006,624.82
Less: * Actual Disbursements	11,927,627.61	330,737.34	12,258,364.95
(Over)/Under spending~	2,078,997.21	(330,737.34)	1,748,259.87



[illegible]

Department: National Economic and Development Authority (NEDA)					Operating Unit: Central Office						
Organization Code (UACS): 240080100000					Report Status: SUBMITTED						
PARTICULARS	TRUST LIABILITIES				GRAND TOTAL						REMARKS
	PS	MOOE	CO	TOTAL	PS	MOOE	Fin. Exp	CO	TOTAL		
	19	20	21	22=(19+20+21)	23	24	25	26	27=(23+24+25+26)		
Notice of Cash Allocation (NCA)						330,737.34			330,737.34		
MDS Checks Issued										-	
Advice to Debit Account						330,737.34			330,737.34		
Notice of Transfer of Allocation (NTA)											
MDS Checks Issued										-	
Advice to Debit Account										-	
Working Fund (NCA issued to BTr)										-	
Tax Remittance Advices Issued (TRA)										-	
Cash Disbursement Ceiling (CDC)										-	
Non-Cash Availment Authority (NCAA)										-	
Others (CDT, BTr Docs Stamp, etc.)										-	

Certified Correct:

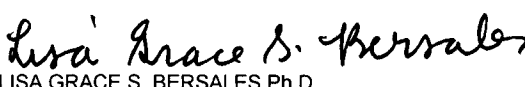
  
EVELYN F. TOLENTINO  
Agency Chief Accountant



Date: 8/29/2017

This report was generated using the Unified Reporting System on 08/29/2017 01:30

Approved by:

  
LISA GRACE S. BERSALES Ph.D.  
Undersecretary  
National Statistician and Civil Registrar General

Date: 8/29/2017



MONTHLY REPORT OF DISBURSEMENTS  
For the month of July, 2017

Department: National Economic and Development Authority (NEDA)					
Organization Code (UACS): 240080100000					
PARTICULARS	CURRENT YEAR BUDGET				
	PS	MOOE	Fin. Exp	CO	TOTAL
	2	3	4	5	6=(2+3+4+5)
Notice of Cash Allocation (NCA)		2,612,779.11			2,612,779.11
MDS Checks Issued					
Advice to Debit Account		2,612,779.11			2,612,779.11
Notice of Transfer of Allocation (NTA)					
MDS Checks Issued					
Advice to Debit Account					
Working Fund (NCA issued to BTr)					
Tax Remittance Advices Issued (TRA)					
Cash Disbursement Ceiling (CDC)					
Non-Cash Availment Authority (NCAA)					
Others (CDT, BTr Docs Stamp, etc.)					

Summary

PARTICULARS	PREVIOUS REPORT	CURRENT REPORT	AS OF DATE
(1)	(2)	(3)	(4)
Total Disbursement Authorities Received			
NCA	49,252,898.00	3,847,040.00	53,099,938.00
Less: Notice of Transfer Allocations (NTA)* issued			
Total Disbursements Authorities Available	49,252,898.00	3,847,040.00	53,099,938.00
Less			
Lapsed NCA			
Disbursements	23,300,889.85	2,612,779.11	25,913,668.96
Balance of Disbursements Authorities as of to date	25,952,008.15	1,234,260.89	27,186,269.04
Total Disbursements Program	49,252,898.00	3,847,040.00	53,099,938.00
Less: * Actual Disbursements	23,300,889.85	2,612,779.11	25,913,668.96
(Over)/Under spending~	25,952,008.15	1,234,260.89	27,186,269.04





Department: National Economic and Development Authority (NEDA)					Operating Unit: Central Office					
Organization Code (UACS): 240080100000					Report Status: SUBMITTED					
PARTICULARS	TRUST LIABILITIES				GRAND TOTAL					REMARKS
	PS	MOOE	CO	TOTAL	PS	MOOE	Fin. Exp	CO	TOTAL	
	19	20	21	22=(19+20+21)	23	24	25	26	27=(23+24+25+26)	
Notice of Cash Allocation (NCA)						2,612,779.11			2,612,779.11	
MDS Checks Issued										
Advice to Debit Account						2,612,779.11			2,612,779.11	
Notice of Transfer of Allocation (NTA)										
MDS Checks Issued										
Advice to Debit Account										
Working Fund (NCA issued to BTr)										
Tax Remittance Advices Issued (TRA)										
Cash Disbursement Ceiling (CDC)										
Non-Cash Availment Authority (NCAA)										
Others (CDT, BTr Docs Stamp, etc.)										

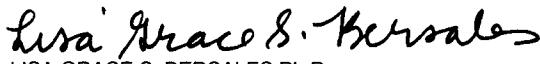
Certified Correct:

  
 EVELYN F. TOLENTINO  
 Agency Chief Accountant

Date: 8/29/2017

This report was generated using the Unified Reporting System on 08/29/2017 01:30


Approved by:

  
 LISA GRACE S. BERSALES Ph.D.  
 Undersecretary  
 National Statistician and Civil Registrar General

Date: 8/29/2017

**MONTHLY REPORT OF DISBURSEMENTS**  
For the month of July, 2017

Department: National Economic and Development Authority (NEDA)											Agency: Philippine Statistics Authority							
Organization Code (UACS): 240080000000											Fund Cluster: 01 - Regular Agency Fund							
PARTICULARS	CURRENT YEAR BUDGET					PRIOR YEAR'S BUDGET												SUB-TOTAL
						PRIOR YEAR'S ACCOUNTS PAYABLE					CURRENT YEAR'S ACCOUNTS PAYABLE							
	PS	MOOE	Fin. Exp	CO	TOTAL	PS	MOOE	Fin. Exp	CO	Sub-Total	PS	MOOE	Fin. Exp	CO	Sub-Total	TOTAL		
1	2	3	4	5	6=(2+3+4+5)	7	8	9	10	11=(7+8+9+10)	12	13	14	15	16=(12+13+14+15)	17=(11+16)	18=(6+17)	
Notice of Cash Allocation (NCA)	31,109,318.40	64,642,851.31		80,427.50	95,832,597.21												95,832,597.21	
MDS Checks Issued	12,179,676.61	33,851,153.39		80,427.50	46,111,257.50												46,111,257.50	
National Economic and Development Authority (NEDA)	12,179,676.61	33,851,153.39		80,427.50	46,111,257.50												46,111,257.50	
Philippine Statistics Authority	12,179,676.61	33,851,153.39		80,427.50	46,111,257.50												46,111,257.50	
National Capital Region (NCR)	70,854.62	751,410.69			822,265.31												822,265.31	
Regional Statistical Region I - Ilocos	70,854.62	751,410.69			822,265.31												822,265.31	
Regional Statistical Services Office - I	9,411.46	937,110.72			946,522.18												946,522.18	
Cordillera Administrative Region	9,411.46	937,110.72			946,522.18												946,522.18	
Regional Statistical Services Office - I	1,512,793.85	4,674,927.78			6,187,721.63												6,187,721.63	
Region II - Cagayan	1,512,793.85	4,674,927.78			6,187,721.63												6,187,721.63	
Regional Statistical Services Office - II	934,554.89	3,081,378.00			4,015,932.89												4,015,932.89	
Region III - Central	934,554.89	3,081,378.00			4,015,932.89												4,015,932.89	
Regional Statistical Services Office - III	1,034,128.78	1,180,686.91			2,214,815.69												2,214,815.69	
Region IVA -	1,034,128.78	1,180,686.91			2,214,815.69												2,214,815.69	
Regional Statistical Services Office - IV-	1,501,253.94	4,303,266.68			5,804,520.62												5,804,520.62	
Region IVB -	1,501,253.94	4,303,266.68			5,804,520.62												5,804,520.62	
Regional Statistical Services Office - IV-	1,461,651.05	2,958,887.78			4,420,538.83												4,420,538.83	
Region V - Bicol	1,461,651.05	2,958,887.78			4,420,538.83												4,420,538.83	
Regional Statistical Services Office - V	11,000.00	720,865.79			731,865.79												731,865.79	
Region VI - Western	11,000.00	720,865.79			731,865.79												731,865.79	
Regional Statistical Services Office - VI	1,277,304.54	3,596,080.38			4,873,384.92												4,873,384.92	
Region VII - Central	1,277,304.54	3,596,080.38			4,873,384.92												4,873,384.92	
Regional Statistical Services Office -	47,980.20	341,256.00			389,236.20												389,236.20	
Region VIII -	47,980.20	341,256.00			389,236.20												389,236.20	
Regional Statistical Services Office -	12,677.68	535,146.66			547,824.34												547,824.34	
Region IX - Zamboan	12,677.68	535,146.66			547,824.34												547,824.34	
	48,873.96	714,288.64			763,162.60												763,162.60	



Department: National Economic and Development Aul				Operating Unit: All						
Organization Code (UACS): 240080000000				Report Status: ALL						
PARTICULARS	TRUST LIABILITIES				GRAND TOTAL					REMARKS
	PS	MOOE	CO	TOTAL	PS	MOOE	Fin. Exp	CO	TOTAL	
1	19	20	21	22=(19+20+21)	23	24	25	26	27=(23+24+25+26)	28
Notice of Cash Allocation (NCA)					31,109,318.40	64,642,851.31		80,427.50	95,832,597.21	
MDS Checks Issued					12,179,676.61	33,851,153.39		80,427.50	46,111,257.50	
National Economic and Development Authority (NEDA)					12,179,676.61	33,851,153.39		80,427.50	46,111,257.50	
Philippine Statistics Authority					12,179,676.61	33,851,153.39		80,427.50	46,111,257.50	
National Capital Region (NCR)					70,854.62	751,410.69			822,265.31	
Regional Statistical Region I - Ilocos					70,854.62	751,410.69			822,265.31	
Regional Statistical Services Office - I Cordillera Administr					9,411.46	937,110.72			946,522.18	
Regional Statistical Services Office - Region II - Cagayan					9,411.46	937,110.72			946,522.18	
Regional Statistical Services Office - Region III - Central					1,512,793.85	4,674,927.78			6,187,721.63	
Regional Statistical Services Office - Region IVA -					1,512,793.85	4,674,927.78			6,187,721.63	
Regional Statistical Services Office - IV- Region IVB -					934,554.89	3,081,378.00			4,015,932.89	
Regional Statistical Services Office - IV- Region V - Bicol					934,554.89	3,081,378.00			4,015,932.89	
Regional Statistical Services Office - V Region VI - Western					1,034,128.78	1,180,686.91			2,214,815.69	
Regional Statistical Services Office - VI Region VII - Central					1,034,128.78	1,180,686.91			2,214,815.69	
Regional Statistical Services Office - Region VIII -					1,501,253.94	4,303,266.68			5,804,520.62	
Regional Statistical Services Office - Region IX - Zamboan					1,501,253.94	4,303,266.68			5,804,520.62	
Regional Statistical Services Office -					1,461,651.05	2,958,887.78			4,420,538.83	
Regional Statistical Services Office -					1,461,651.05	2,958,887.78			4,420,538.83	
Regional Statistical Services Office -					11,000.00	720,865.79			731,865.79	
Regional Statistical Services Office -					11,000.00	720,865.79			731,865.79	
Regional Statistical Services Office -					1,277,304.54	3,596,080.38			4,873,384.92	
Regional Statistical Services Office -					1,277,304.54	3,596,080.38			4,873,384.92	
Regional Statistical Services Office -					47,980.20	341,256.00			389,236.20	
Regional Statistical Services Office -					47,980.20	341,256.00			389,236.20	
Regional Statistical Services Office -					12,677.68	535,146.66			547,824.34	
Regional Statistical Services Office -					12,677.68	535,146.66			547,824.34	
Regional Statistical Services Office -					48,873.96	714,288.64			763,162.60	

Department: National Economic and Development Authority (NEDA)											Agency: Philippine Statistics Authority						
Organization Code (UACS): 240080000000											Fund Cluster: 01 - Regular Agency Fund						
PARTICULARS	CURRENT YEAR BUDGET					PRIOR YEAR'S BUDGET											SUB-TOTAL
						PRIOR YEAR'S ACCOUNTS PAYABLE					CURRENT YEAR'S ACCOUNTS PAYABLE						
	PS	MOOE	Fin. Exp	CO	TOTAL	PS	MOOE	Fin. Exp	CO	Sub-Total	PS	MOOE	Fin. Exp	CO	Sub-Total	TOTAL	
1	2	3	4	5	6=(2+3+4+5)	7	8	9	10	11=(7+8+9+10)	12	13	14	15	16=(12+13+14+15)	17=(11+16)	18=(6+17)
Regional Statistical Services Office - IX	48,873.96	714,288.64			763,162.60												763,162.60
Region X - Northern		190,360.91			190,360.91												190,360.91
Regional Statistical Services Office - X		190,360.91			190,360.91												190,360.91
Region XI - Davao	249,078.46	2,456,736.54			2,705,815.00												2,705,815.00
Regional Statistical Services Office - XI	249,078.46	2,456,736.54			2,705,815.00												2,705,815.00
Region XII -	999,293.25	2,904,068.90			3,903,362.15												3,903,362.15
Regional Statistical Services Office - XII	999,293.25	2,904,068.90			3,903,362.15												3,903,362.15
Region XIII -	1,038,297.44	2,223,681.01		80,427.50	3,342,405.95												3,342,405.95
Regional Statistical Services Office -	1,038,297.44	2,223,681.01		80,427.50	3,342,405.95												3,342,405.95
Autonomous Region	1,970,522.49	2,281,000.00			4,251,522.49												4,251,522.49
Regional Statistical Services Office -	1,970,522.49	2,281,000.00			4,251,522.49												4,251,522.49
Advice to Debit	18,929,641.79	30,791,697.92			49,721,339.71												49,721,339.71
National Economic and Development Authority (NEDA)	18,929,641.79	30,791,697.92			49,721,339.71												49,721,339.71
Philippine Statistics Authority	18,929,641.79	30,791,697.92			49,721,339.71												49,721,339.71
National Capital Region (NCR)	2,517,836.56	9,025,241.51			11,543,078.07												11,543,078.07
Regional Statistical Services Office -	2,517,836.56	9,025,241.51			11,543,078.07												11,543,078.07
Region I - Ilocos	1,965,590.25	1,422,192.99			3,387,783.24												3,387,783.24
Regional Statistical	1,965,590.25	1,422,192.99			3,387,783.24												3,387,783.24
Cordillera Administrative	779,274.60	635,374.30			1,414,648.90												1,414,648.90
Regional Statistical	779,274.60	635,374.30			1,414,648.90												1,414,648.90
Region II - Cagayan Valley	1,386,467.12	582,793.03			1,969,260.15												1,969,260.15
Regional Statistical	1,386,467.12	582,793.03			1,969,260.15												1,969,260.15
Region III - Central Luzon	975,547.11	3,321,336.28			4,296,883.39												4,296,883.39
Regional Statistical	975,547.11	3,321,336.28			4,296,883.39												4,296,883.39
Region IVA - CALABARZON	1,750,376.46	504,347.14			2,254,723.60												2,254,723.60
Regional Statistical	1,750,376.46	504,347.14			2,254,723.60												2,254,723.60
Region IVB - MIMAROPA	579,196.07	622,067.54			1,201,263.61												1,201,263.61
Regional Statistical	579,196.07	622,067.54			1,201,263.61												1,201,263.61
Region V - Bicol	1,569,749.03	4,661,757.37			6,231,506.40												6,231,506.40

Department: National Economic and Development Authority					Operating Unit: All					
Organization Code (UACS): 240080000000					Report Status: ALL					
PARTICULARS	TRUST LIABILITIES				GRAND TOTAL					REMARKS
	PS	MOOE	CO	TOTAL	PS	MOOE	Fin. Exp	CO	TOTAL	
1	19	20	21	22=(19+20+21)	23	24	25	26	27=(23+24+25+26)	28
Regional Statistical Services Office - IX					48,873.96	714,288.64			763,162.60	
Region X - Northern						190,360.91			190,360.91	
Regional Statistical Services Office - X						190,360.91			190,360.91	
Region XI - Davao					249,078.46	2,456,736.54			2,705,815.00	
Regional Statistical Services Office - XI					249,078.46	2,456,736.54			2,705,815.00	
Region XII -					999,293.25	2,904,068.90			3,903,362.15	
Regional Statistical Services Office - XII					999,293.25	2,904,068.90			3,903,362.15	
Region XIII -					1,038,297.44	2,223,681.01		80,427.50	3,342,405.95	
Regional Statistical Services Office -					1,038,297.44	2,223,681.01		80,427.50	3,342,405.95	
Autonomous Region					1,970,522.49	2,281,000.00			4,251,522.49	
Regional Statistical Services Office -					1,970,522.49	2,281,000.00			4,251,522.49	
Advice to Debit					18,929,641.79	30,791,697.92			49,721,339.71	
National Economic and Development Authority (NEDA)					18,929,641.79	30,791,697.92			49,721,339.71	
Philippine Statistics Authority National Capital Region (NCR)					18,929,641.79	30,791,697.92			49,721,339.71	
Regional Statistical Services Office -					2,517,836.56	9,025,241.51			11,543,078.07	
Region I - Ilocos					1,965,590.25	1,422,192.99			3,387,783.24	
Regional Statistical					1,965,590.25	1,422,192.99			3,387,783.24	
Cordillera Administrative					779,274.60	635,374.30			1,414,648.90	
Regional Statistical					779,274.60	635,374.30			1,414,648.90	
Region II - Cagayan Valley					1,386,467.12	582,793.03			1,969,260.15	
Regional Statistical					1,386,467.12	582,793.03			1,969,260.15	
Region III - Central Luzon					975,547.11	3,321,336.28			4,296,883.39	
Regional Statistical					975,547.11	3,321,336.28			4,296,883.39	
Region IVA - CALABARZON					1,750,376.46	504,347.14			2,254,723.60	
Regional Statistical					1,750,376.46	504,347.14			2,254,723.60	
Region IVB - MIMAROPA					579,196.07	622,067.54			1,201,263.61	
Regional Statistical					579,196.07	622,067.54			1,201,263.61	
Region V - Bicol					1,569,749.03	4,661,757.37			6,231,506.40	



Department: National Economic and Development Au				Operating Unit: All						
Organization Code (UACS): 240080000000				Report Status: ALL						
PARTICULARS	TRUST LIABILITIES				GRAND TOTAL					REMARKS
	PS	MOOE	CO	TOTAL	PS	MOOE	Fin. Exp	CO	TOTAL	
1	19	20	21	22=(19+20+21)	23	24	25	26	27=(23+24+25+26)	28
Regional Statistical					1,569,749.03	4,661,757.37			6,231,506.40	
Region VII - Central Visayas					1,287,897.66	1,309,970.03			2,597,867.69	
Regional Statistical					1,287,897.66	1,309,970.03			2,597,867.69	
Region VIII - Eastern Visayas					774,107.47	1,807,394.33			2,581,501.80	
Regional Statistical					774,107.47	1,807,394.33			2,581,501.80	
Region IX - Zamboanga					1,781,452.95	1,391,158.12			3,172,611.07	
Regional Statistical					1,781,452.95	1,391,158.12			3,172,611.07	
Region X - Northern Mindanao					2,245,132.09	3,985,640.52			6,230,772.61	
Regional Statistical					2,245,132.09	3,985,640.52			6,230,772.61	
Region XI - Davao					763,989.18	1,179,544.62			1,943,533.80	
Regional Statistical					763,989.18	1,179,544.62			1,943,533.80	
Region XIII - CARAGA					553,025.24	342,880.14			895,905.38	
Regional Statistical					553,025.24	342,880.14			895,905.38	
Notice of Transfer of Allocation (NTA)						2,861,095.75			2,861,095.75	
MDS Checks Issued						2,861,095.75			2,861,095.75	
National Economic and Development Authority (NEDA)						2,861,095.75			2,861,095.75	
Philippine Statistics Authority						2,861,095.75			2,861,095.75	
Autonomous Region in Muslim						2,861,095.75			2,861,095.75	
Regional Statistical						2,861,095.75			2,861,095.75	
Regional Statistical Services Office - NCR										
Working Fund (NCA issued to										
National Economic										
Philippine Statistics Authority										
Region X - Northern										
Regional Statistical Services Office - X										
Tax Remittance Advices Issued (TRA)					4,066,025.89	2,450,984.73		4,552.50	6,521,563.12	
Region II - Cagayan					297,823.47	99,773.85			397,597.32	
Regional Statistical Services Office - II					297,823.47	99,773.85			397,597.32	
Region III - Central					342,548.06	197,416.85			539,964.91	

[illegible]

Department: National Economic and Development Aut					Operating Unit: All						
Organization Code (UACS): 240080000000					Report Status: ALL						
PARTICULARS		TRUST LIABILITIES				GRAND TOTAL					REMARKS
		PS	MOOE	E	CO	TOTAL	PS	MOOE	Fin. Exp	CO	
1		19	20	21	22=(19+20+21)	23	24	25	26	27=(23+24+25+26)	28
Regional Statistical Services Office - III						342,548.06	197,416.85			539,964.91	
Region IVA -						332,956.42	234,888.76			567,845.18	
Regional Statistical Services Office - IV-						332,956.42	234,888.76			567,845.18	
Region IVB -						272,885.74	150,888.48			423,774.22	
Regional Statistical Services Office - IV-						272,885.74	150,888.48			423,774.22	
Region V - Bicol						291,316.64	177,518.37			468,835.01	
Regional Statistical Services Office - V						291,316.64	177,518.37			468,835.01	
Region VII - Central						90,269.84	18,950.54			109,220.38	
Regional Statistical Services Office -						90,269.84	18,950.54			109,220.38	
Region VIII -						318,542.65	204,973.03			523,515.68	
Regional Statistical Services Office -						318,542.65	204,973.03			523,515.68	
Region IX - Zamboan						226,416.26	154,490.61			380,906.87	
Regional Statistical Services Office - IX						226,416.26	154,490.61			380,906.87	
Region X - Northern						279,613.38	180,508.04			460,121.42	
Regional Statistical Services Office - X						279,613.38	180,508.04			460,121.42	
Region XI - Davao						133,363.06	157,844.82			291,207.88	
Regional Statistical Services Office - XI						133,363.06	157,844.82			291,207.88	
Region XII -						96,320.23	37,026.66			133,346.89	
Regional Statistical Services Office - XII						96,320.23	37,026.66			133,346.89	
Region XIII -						257,308.66	99,463.17		4,552.50	361,324.33	
Regional Statistical Services Office -						257,308.66	99,463.17		4,552.50	361,324.33	
Autonomous Region						220,868.51	209,485.42			430,353.93	
Regional Statistical Services Office -						220,868.51	209,485.42			430,353.93	
Grand Total						35,175,344.29	69,954,931.79		84,980.00	105,215,256.08	

MONTHLY REPORT OF DISBURSEMENTS  
For the month of July, 2017

Department: National Economic and Development Authority (NEDA)											Agency: Philippine Statistics Authority						
Organization Code (UACS): 240080000000											Fund Cluster: 01 - Regular Agency Fund						
PARTICULARS	CURRENT YEAR BUDGET					PRIOR YEAR'S BUDGET										SUB-TOTAL	
						PRIOR YEAR'S ACCOUNTS PAYABLE					CURRENT YEAR'S ACCOUNTS PAYABLE						
	PS	MOOE	Fin. Exp	CO	TOTAL	PS	MOOE	Fin. Exp	CO	Sub-Total	PS	MOOE	Fin. Exp	CO	Sub-Total		TOTAL
1	2	3	4	5	6=(2+3+4+5)	7	8	9	10	11=(7+8+9+10)	12	13	14	15	16=(12+13+14+15)	17=(11+16)	18=(6+17)

Summary			
PARTICULARS	PREVIOUS REPORT	CURRENT MONTH	AS OF DATE
(1)	(2)	(3)	(4)
Total Disbursement Authorities Received			
NCA	633,726,493.00	283,319,443.78	917,045,936.78
Working Fund			
TRA	30,192,899.44	6,158,239.18	36,351,138.62
CDC			
NCAA			
Others (CDT, BTr Docs Stamp, etc.)	111,243.98		111,243.98
Less: Notice of Transfer Allocations (NTA)* issued	(39,779,884.51)	(10,577,848.67)	(50,357,733.18)
Total Disbursements Authorities Available	624,250,751.91	278,899,834.29	903,150,586.20
Less			
Lapsed NCA	7,365.98	763,807.14	771,173.12
Disbursements	511,254,262.47	105,215,256.08	616,469,518.55
Balance of Disbursements Authorities as of to date	112,989,123.46	172,920,771.07	285,909,894.53
Total Disbursements Program	609,161,727.35	235,438,576.83	844,600,304.18
Less: * Actual Disbursements	595,645,467.14	105,215,256.08	700,860,723.22
(Over)/Under spending~	13,516,260.21	130,223,320.75	143,739,580.96


Certified Correct:

  
EVELYN F. TOLENTINO  
Agency Chief Accountant

Date: 8/29/2017

This report was generated using the Unified Reporting System on 08/29/2017 11:30

Approved By:

  
LISA GRACE S. BERSALES Ph.D.  
Undersecretary  
National Statistician and Civil Registrar General  
R

Date: 8/29/2017