



Occupational Safety and Health Practices in Establishments: CY 2015

The 2015/2016 Integrated Survey on Labor and Employment (ISLE) is one of the regular establishment-based surveys of the Philippine Statistics Authority (PSA) which is conducted every two (2) years. The survey has a total of 12,926 agricultural and non-agricultural sampled establishments employing 20 or more workers nationwide.

The main objective of the 2015/2016 ISLE is to generate integrated data sets on employment of specific groups of workers; occupational shortages and surpluses; training of workers; productivity-based incentive schemes; occupational safety and health practices; and occupational injuries and diseases. These data are valuable inputs to studies on industry trends and practices and serve as bases for the formulation of policies on employment, conditions of work and industrial relations. To some extent, the survey results will also be used to assess the progress of decent work in the country.

This LABSTAT Updates highlights the results of the module on Occupational Safety and Health (OSH) Practices from the 2015/2016 ISLE. This issue specifically presents the various preventive and control measures/activities implemented in establishments; types of safety and health policies and programs adopted; OSH-related trainings/seminars availed by employees; and designated health and safety personnel in establishments.

This particular module on OSH Practices is a rider questionnaire from the Occupational Safety and Health Center (OSHC) of the Department of Labor and Employment (DOLE).

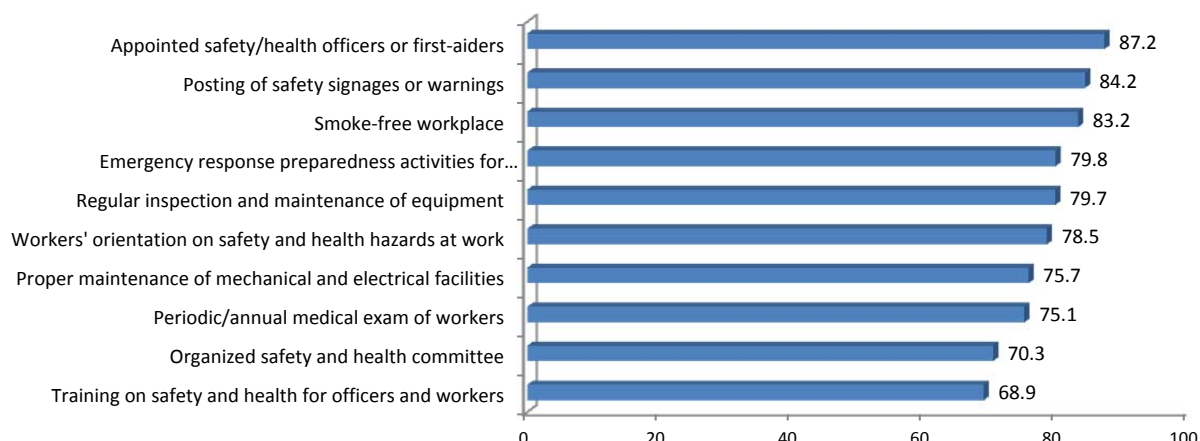
The metadata and statistical tables on the survey results of the 2015/2016 ISLE are posted at the PSA website at www.psa.gov.ph.

99% of establishments implements prevention and control measures against work safety and health hazards

- Of the total 30,682 establishments employing 20 or more workers in 2015, almost all (98.7%) carried out various preventive and control measures during the year (*Table 1*). Establishments implemented these to promote and ensure health and safety environment for its employees.
- The top 5 preventive and control measures adopted by establishments include the following: appointment of safety/health officers and/or first-aiders (87.2%); posting of safety signages or warnings (84.2%); imposed a smoke-free workplace (83.2%); provided emergency response preparedness activities for earthquake, fire, etc. (79.8%); and conducted regular inspection and maintenance of equipment (79.7%) in their establishments. (*Figure 1*)



FIGURE 1 - Percent Share of Establishment Employing 20 or More Workers with Preventive and Control Measures Activities Conducted, Philippines: CY 2015



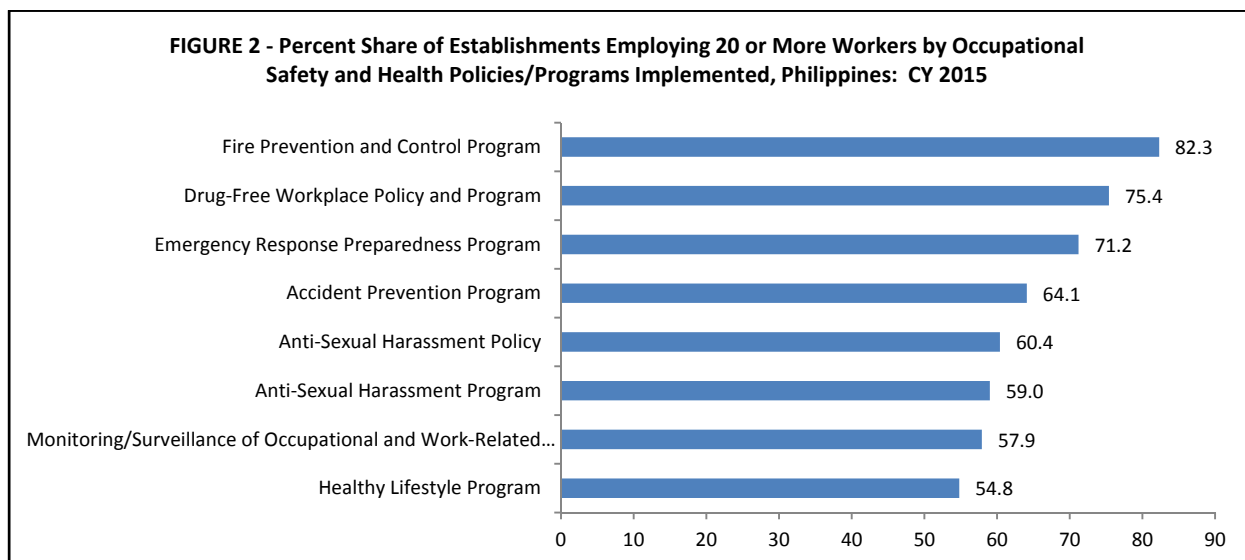
Note: Details do not add up to 100 percent due to multiple responses.
Source: Philippine Statistics Authority, 2015/2016 Integrated Survey on Labor and Employment.

Establishments in 5 major industry groups adopt preventive and control measures against health hazards

- All establishments in five (5) out of 18 major industry groups had conducted preventive and control measures on safety and health in the workplace. These industries include: water supply, sewerage, waste management and remediation activities (335); repair of computers and personal and household goods and other personal and service activities (321); electricity, gas, steam and air conditioning supply (249); arts, entertainment and recreation (237); and mining and quarrying (141). (Table 1)
- Among the top 5 preventive and control measures adopted by establishments,
 - the appointment of safety/health officers and/or first-aiders was highest in private education (95.5%) and private human health and social work activities (94.8%).
 - the posting of safety signages or warnings, on the other hand, was mostly carried out in electricity, gas, steam and air conditioning supply (96.4%).
 - Meanwhile, smoke-free workplace was also implemented in most establishments in private education and human health and social work activities both at 91.7 percent each.

Fire prevention and control program tops the list of occupational safety and health policies/programs

- Establishments put into place some policies/programs in order to maintain safety and health conditions at the workplaces. For 2015, 5 out of every 6 establishments implemented fire prevention and control programs (82.3%) in the workplace. This was followed by drug-free workplace policy/program as imposed in about three-fourths (75.4%) of total establishments. (Figure 2)
- Other OSH policies/programs commonly practiced by most establishments include emergency response preparedness programs (71.2%); accident prevention program (64.1%); and anti-sexual harassment in the workplace policy (60.4%).
- A small proportion of establishments adopted programs relating to ergonomics (25.0%) and hearing conservation (15.3%) during the year. (Table 2)



*Note: Details do not add up to 100 percent due to multiple responses.
Source: Philippine Statistics Authority, 2015/2016 Integrated Survey on Labor and Employment.*

Highest proportion of establishments with OSH policies and programs is in electricity, gas, steam and air conditioning supply

- Across industries, OSH policies and programs were most prevalent in establishments engaged in electricity, gas, steam and air conditioning supply (98.4%); mining and quarrying (97.9%); and private human health and social work activities (96.7%). (Table 2)
- By type of OSH policies/programs adopted, fire prevention and control programs were highest in human health and social work activities (89.5%) and electricity, gas, steam and air conditioning supply (88.8%).
- Policies and programs focusing on drug-free workplace were adopted by most establishments in administrative and support service activities (82.8%) and accommodation and food service activities (81.6%).
- Meanwhile, emergency response preparedness programs were most common in human health and social work activities (86.1%).

Fire safety training is the most availed OSH-related training/seminar by employees in establishments

- The most notable OSH-related trainings/seminars was fire safety training which was conducted in 7 out of every 10 establishments (70.4%) in 2015 (Figure 3). This aims to further ensure safety and health of employees in the establishments.
- Other OSH-related trainings/seminars likewise provided to employees were as follows: emergency preparedness (44.9%); 40-hour basic occupational safety and health training (38.1%); drug-free workplace training (31.5%); smoke-free workplace/tobacco control in the workplace (27.5%); and 1-day occupational safety and health orientation (24.9%).
- Meanwhile, about 1 out of every 5 establishments provided trainings/seminars on stress management (21.5%), and on HIV and AIDS prevention and control (20.3%); tuberculosis prevention and control (19.7%); and safety audit/accident investigation (19.0%).



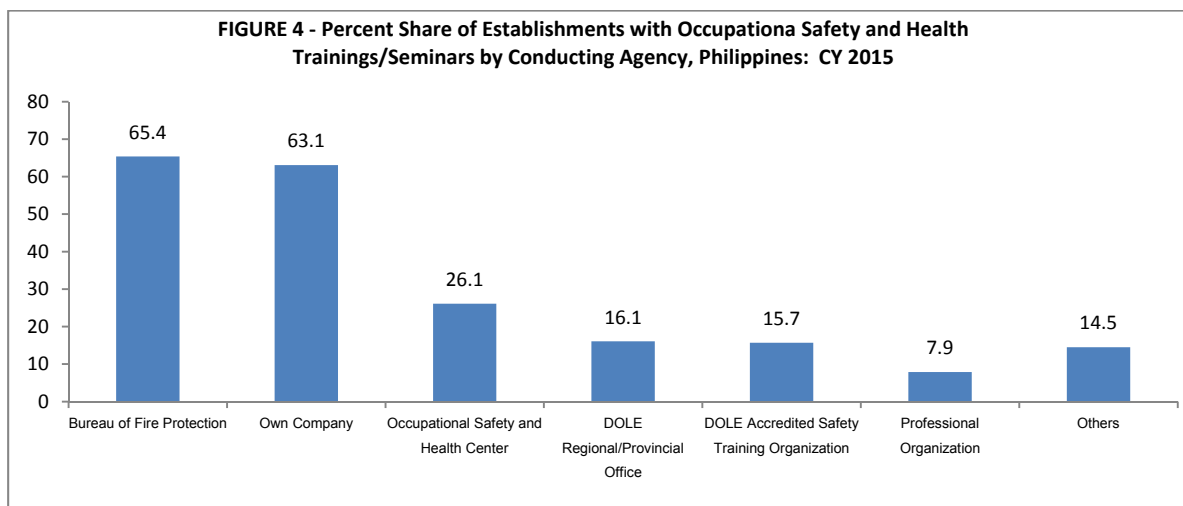
*Note: Details do not add up to 100 percent due to multiple responses.
Source: Philippine Statistics Authority, 2015/2016 Integrated Survey on Labor and Employment.*

Most establishments in electricity, gas, steam and air conditioning supply provide OSH-related trainings/seminars to its employees

- Classified by major industry group, 236 out of the total 249 establishments (94.8%) in electricity, gas, steam and air conditioning supply industry had provided OSH-related trainings/seminars for its employees. This was followed by private human health and social work activities (93.5%) and construction (92.8%). (Table 3)
- By type of OSH-related training, fire safety training was carried out by majority of establishments in private human health and social work activities (85.5%) and private education (82.0%).
- Trainings/seminars on emergency preparedness were conducted by 61.6 percent of total establishments engaged in private human health and social work activities.
- Meanwhile, OSH-related trainings/seminars on 40-Hour Basic Occupational Safety and Health were organized by 3 out of every 4 establishments (75.9%) in electricity, gas, steam and air conditioning supply.

2 out of every 3 establishments tap the Bureau of Fire Protection for OSH-related trainings/seminars

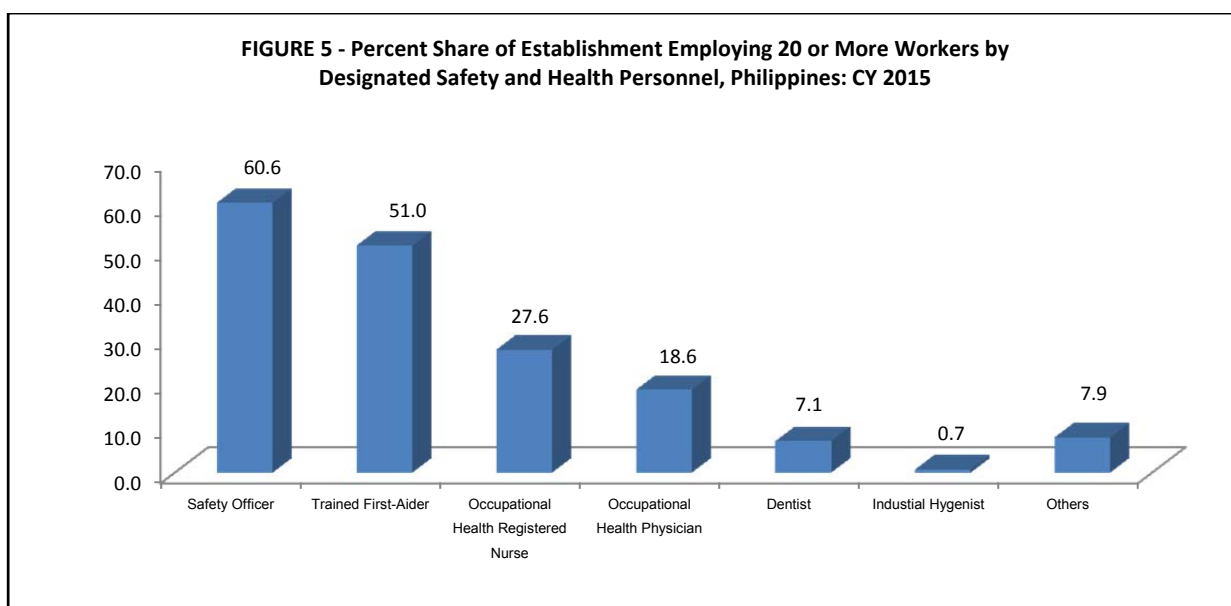
- Of the total 26,776 establishments that provided OSH-related trainings/seminars to its employees, almost two-thirds (65.4%) tapped the services of the Bureau of Fire Protection for the conduct of the training.
- Likewise, a large proportion (63.1%) of establishments carried out their own trainings/seminars for their employees.
- Other establishments sought the assistance of the following agencies to conduct OSH-related trainings/seminars: Occupational Safety and Health Center (26.1%); DOLE Regional/Provincial Office (16.1%); and DOLE Accredited Safety Training Organization (15.7%).



Note: Details do not add up to 100 percent due to multiple responses.
 Source: Philippine Statistics Authority, 2015/2016 Integrated Survey on Labor and Employment.

8 out of every 9 establishments designate safety and health personnel in the workplace

- Of the total 30,682 establishments nationwide, 89.2 percent (27,359) had designated safety and health personnel to attend to the medical needs of workers at the worksite.
- By type of designated safety and health officer, majority or a little over three-fifths (60.6%) of total establishments assigned safety officers while more than half had trained first-aiders (51.0%). (Figure 5)
- Meanwhile, 1 out of every 4 establishments had occupational health registered nurses (27.6%) in administering medical services to their employees.



Note: Details do not add up to 100 percent due to multiple responses.
 Source: Philippine Statistics Authority, 2015/2016 Integrated Survey on Labor and Employment.

FOR INQUIRIES

Regarding this report, contact **LABOR STANDARDS AND RELATIONS STATISTICS DIVISION** at 376-1921
 Regarding other statistics, contact **KNOWLEDGE MANAGEMENT AND COMMUNICATIONS DIVISION** at 462-6600 local 834
 Or visit our website at <https://www.psa.gov.ph/labstat-updates>

Table 1 - Number and Percent Share of Establishments Employing 20 or More Workers by Preventive and Control Measures on Safety and Health Conducted and Major Industry Group, Philippines: CY 2015

PREVENTIVE AND CONTROL MEASURES/ ACTIVITIES	Total	A	B	C	D	E	F	G	H	I	J	K	L	M	N	P	Q	R	S95/S96
Total Establishments	30,682	1,090	141	5,936	249	335	973	7,040	996	4,077	804	1,350	393	653	1,800	3,327	960	237	321
Establishments With Preventive and Control Measures	30,287	997	141	5,882	249	335	966	6,908	993	4,028	797	1,347	392	646	1,782	3,313	955	237	321
% Share of Total Establishments with Preventive and Control Measures	98.7	91.5	100.0	99.1	100.0	100.0	99.3	98.1	99.7	98.8	99.1	99.8	99.7	98.9	99.0	99.6	99.5	100.0	100.0
Appointed safety/health officers and/or first-aiders	87.2	70.9	90.1	92.4	94.4	68.7	94.6	83.5	86.8	88.3	89.1	86.1	93.1	86.2	89.1	95.5	94.8	87.3	83.2
Posting of safety signages or warnings	84.2	70.1	88.7	91.2	96.4	73.4	93.4	82.2	82.1	89.7	78.8	75.3	78.6	79.6	83.0	86.7	93.9	83.5	73.8
Smoke-free workplace	83.2	68.3	73.0	86.2	75.5	79.7	78.9	84.6	76.2	79.0	87.1	89.6	86.5	86.4	84.9	91.7	91.7	71.3	91.6
Emergency response preparedness activities for earthquake, fire, chemical spills, etc.	79.8	53.1	80.1	81.9	85.1	58.5	76.0	75.6	74.9	83.5	81.3	87.2	75.3	84.8	79.3	93.8	94.0	77.6	85.7
Regular inspection and maintenance of equipment	79.7	80.6	95.7	89.4	89.6	82.7	89.6	74.2	80.9	87.7	74.5	76.3	74.2	70.6	73.7	73.5	91.8	68.8	87.5
Workers' orientation on safety and health hazards at work	78.5	74.6	89.4	87.9	91.6	54.3	92.8	74.8	80.2	86.2	70.8	71.9	69.9	63.9	82.0	71.3	88.5	73.4	75.7
Proper maintenance of mechanical and electrical facilities	75.7	69.4	93.6	84.5	90.8	69.0	86.9	73.9	74.3	84.3	67.9	67.9	66.8	70.1	59.7	72.5	89.5	67.5	77.9
Periodic/annual medical exam of workers	75.1	49.6	75.2	79.1	87.1	56.7	64.4	69.2	68.5	86.5	83.1	87.8	75.5	85.4	82.2	71.1	89.4	73.0	83.2
Organized safety and health committee	70.3	56.4	74.5	76.7	92.8	35.2	77.7	64.4	64.1	74.6	69.3	65.7	69.4	63.9	76.2	75.4	87.0	67.9	68.2
Training on safety and health for officers and workers	68.9	49.3	87.2	74.9	90.8	50.1	83.2	63.6	65.6	79.5	63.0	69.9	64.8	59.8	75.9	64.6	82.3	61.6	49.5
Dissemination of info materials on safety and health	67.8	58.8	83.0	71.9	88.8	46.9	77.4	61.3	69.9	74.9	67.8	68.2	61.0	68.1	68.9	69.9	83.6	55.3	61.4
Advocacy, education and training on drug-free workplace	65.9	46.8	57.4	67.5	71.5	49.0	69.8	61.7	69.2	73.1	59.1	66.8	58.2	63.9	70.1	73.6	79.8	57.4	63.6
Use of safety manuals, labels or maintenance procedures	65.6	57.9	73.0	80.6	90.8	55.2	82.8	61.4	63.6	78.2	44.3	47.3	52.6	56.7	54.7	54.5	87.9	57.0	51.7
Perform corrective action programs and audits	64.4	51.3	75.9	73.0	84.3	55.5	71.1	60.0	58.2	75.6	54.3	70.7	63.5	55.9	60.6	57.0	79.9	57.4	42.4
Regular monitoring of hazards such as chemicals, noise and heat in work areas	57.8	46.7	76.6	73.1	73.1	49.6	67.1	50.9	52.6	71.8	46.5	44.0	38.5	44.3	51.1	48.8	78.0	46.4	49.5

A – Agriculture, Forestry and Fishing
 B – Mining and Quarrying
 C – Manufacturing
 D – Electricity, Gas, Steam and Air Conditioning Supply
 E – Water Supply; Sewerage, Waste Management and Remediation Activities
 F – Construction
 G – Wholesale and Retail Trade; Repair of Motor Vehicles and Motorcycles
 H – Transportation and Storage
 I – Accommodation and Food Service Activities

J – Information and Communications
 K – Financial and Insurance Activities
 L – Real Estate Activities
 M – Professional, Scientific and Technical Activities
 N – Administrative and Support Service Activities
 P – Education except Public Education
 Q – Human Health and Social Work Activities except Public Health Activities
 R – Arts, Entertainment and Recreation
 S95/S96 – Repair of Computers and Personal and Household Goods; Other Personal Service Activities

Table 1 - Number and Percent Share of Establishments Employing 20 or More Workers by Preventive and Control Measures on Safety and Health Conducted and Major Industry Group, Philippines: CY 2015 (Cont'd)

PREVENTIVE AND CONTROL MEASURES/ ACTIVITIES	Total	A	B	C	D	E	F	G	H	I	J	K	L	M	N	P	Q	R	S95/S96
Practice proper handling of chemicals/hazardous materials (e.g., appropriate labels, handling and storage)	57.4	53.1	62.4	74.8	71.5	65.4	67.9	50.3	49.9	71.5	31.7	31.6	37.2	41.2	43.1	50.7	84.8	48.9	68.2
Provision of appropriate personal protective equipment (PPE) such as hard hats, safety shoes, safety goggles, gloves, etc.	56.0	58.6	82.3	76.2	96.4	58.8	89.4	51.1	62.3	62.1	38.6	27.4	62.5	44.0	45.6	33.2	72.6	51.1	39.9
Random drug testing of officers and employees	52.8	34.9	45.4	58.0	73.5	40.6	60.0	54.3	68.5	67.1	55.5	44.9	49.7	47.8	66.7	23.2	54.7	60.3	56.4
Submission of required reports on illness/injuries to DOLE	52.5	37.2	56.0	61.9	80.3	18.2	64.3	49.6	49.3	61.0	64.4	55.3	47.2	44.9	65.1	33.7	55.4	38.8	39.9
Provision of work accommodation measures to support workers with tuberculosis (e.g., flexible leave/work schedule)	51.7	43.7	50.4	58.4	60.6	37.6	52.9	49.6	48.8	58.1	48.7	48.7	45.2	53.9	56.3	38.8	78.0	49.4	48.3
Use of safety data sheet for chemicals	46.3	44.1	53.9	65.7	60.2	51.9	56.9	37.9	37.0	61.2	26.1	20.8	27.0	28.2	32.8	37.2	75.1	36.3	34.3
HIV and AIDS education in the workplace	46.2	29.1	42.6	47.7	55.8	17.6	46.4	43.3	40.0	55.0	46.3	46.8	34.7	39.3	57.6	40.7	75.5	46.4	58.9
Hepatitis B education in the workplace	44.5	28.8	44.7	46.3	51.0	20.0	46.1	42.1	39.5	58.7	42.3	42.8	34.2	39.0	55.1	31.6	75.0	38.0	41.7
Installation of machine guards on moving parts/equipments	44.3	41.2	68.8	68.4	64.3	31.3	64.3	38.3	45.8	49.1	31.4	26.4	29.3	33.0	35.1	24.7	58.7	25.7	33.0
Adoption of DOTS (Directly Observed Treatment Short Course) in management or referral of workers with tuberculosis	34.6	28.2	44.0	39.7	51.4	20.9	37.6	32.6	34.6	40.1	26.9	28.1	29.8	26.3	40.5	21.7	72.3	37.6	24.6
Others	0.5	0.6	2.8	0.6	3.2	2.1	0.2	0.5	0.8	0.0	0.1	0.8	0.3	0.6	0.4	0.6	0.3	3.0	0.6

A – Agriculture, Forestry and Fishing B – Mining and Quarrying C – Manufacturing D – Electricity, Gas, Steam and Air Conditioning Supply E – Water Supply; Sewerage, Waste Management and Remediation Activities F – Construction G – Wholesale and Retail Trade; Repair of Motor Vehicles and Motorcycles H – Transportation and Storage I – Accommodation and Food Service Activities	J – Information and Communications K – Financial and Insurance Activities L – Real Estate Activities M – Professional, Scientific and Technical Activities N – Administrative and Support Service Activities P – Education except Public Education Q – Human Health and Social Work Activities except Public Health Activities R – Arts, Entertainment and Recreation S95/S96 – Repair of Computers and Personal and Household Goods; Other Personal Service Activities
---	---

*Note: Details do not add up to 100.0 percent due to multiple responses.
 Source of data: Philippine Statistics Authority, 2015/2016 Integrated Survey on Labor and Employment.*

Table 2- Number and Percent Share of Establishments Employing 20 or More Workers by Policies and Programs on Occupational Safety and Health Implemented and Major Industry Group, Philippines: CY 2015

OSH POLICIES AND PROGRAMS	Total	A	B	C	D	E	F	G	H	I	J	K	L	M	N	P	Q	R	S95/S96
Total Establishments	30,682	1,090	141	5,936	249	335	973	7,040	996	4,077	804	1,350	393	653	1,800	3,327	960	237	321
Establishments With Policies and Programs Implemented	28,799	861	138	5,659	245	277	913	6,554	957	3,877	744	1,281	366	611	1,692	3,184	928	222	290
% Share of Total Establishments with OSH Policies and Programs	93.9	79.0	97.9	95.3	98.4	82.7	93.8	93.1	96.1	95.1	92.5	94.9	93.1	93.6	94.0	95.7	96.7	93.7	90.3
Fire Prevention and Control Program	82.3	60.7	87.9	86.7	88.8	62.1	77.6	79.6	82.6	86.0	81.1	81.3	79.1	80.6	80.8	86.5	89.5	78.1	71.3
Drug-Free Workplace Policy and Program	75.4	47.5	68.1	77.7	78.7	60.6	71.9	74.6	75.6	81.6	73.3	74.3	77.9	74.6	82.8	73.5	78.3	73.8	73.5
Emergency Response Preparedness Program	71.2	49.0	73.0	74.6	73.5	51.3	63.2	65.0	70.2	73.2	71.3	78.4	69.2	70.6	74.7	79.1	86.1	75.5	66.4
Accident Prevention Program	64.1	45.5	80.9	73.7	77.1	44.2	70.9	61.7	66.8	68.0	58.6	51.4	63.1	50.1	63.2	60.7	70.8	59.1	49.8
Anti-Sexual Harassment Policy	60.4	34.5	54.6	59.4	69.5	59.7	52.9	58.8	54.7	70.2	67.5	67.6	53.9	59.0	67.3	55.8	67.3	60.3	66.0
Anti-Sexual Harassment Program	59.0	33.5	45.4	57.1	67.5	58.2	51.6	56.7	53.5	70.0	60.8	66.7	48.9	54.8	67.7	56.8	65.8	57.0	70.4
Monitoring/Surveillance of Occupational and Work-Related Injuries and Illnesses	57.9	47.0	72.3	70.9	81.5	32.5	65.6	55.8	54.6	65.1	48.3	49.4	48.1	44.6	59.0	41.7	70.5	43.9	31.8
Healthy Lifestyle Program	54.8	33.8	63.8	54.2	72.3	54.6	50.1	50.7	50.7	57.7	56.3	57.7	48.1	52.8	60.6	63.3	70.3	47.3	41.1
HIV and AIDS Prevention and Control Policy and Program	44.8	24.1	32.6	47.2	53.8	16.7	43.1	42.0	37.3	54.0	43.7	49.3	30.5	39.8	58.8	32.4	69.2	40.9	65.4
Policy on Non-discrimination of Workers with PTB	43.5	31.0	42.6	49.8	56.2	21.5	42.5	42.4	46.6	50.0	42.4	37.0	33.3	40.0	55.2	23.8	63.0	37.1	50.2
Hepatitis B Prevention and Control Policy and Program	42.6	23.4	46.8	46.1	49.4	13.7	41.4	39.2	37.1	56.8	40.0	40.1	29.5	35.5	53.6	25.4	70.6	38.0	62.6
Tuberculosis Prevention and Control Program	41.1	28.8	46.8	47.9	52.2	20.0	39.4	37.5	39.5	46.9	36.2	35.9	23.4	31.4	51.4	27.7	72.5	35.0	51.1
Policy on Non-discrimination of Workers with Hepatitis B Infection	40.1	25.6	46.8	45.2	50.2	16.1	35.7	38.3	36.4	50.4	40.0	37.9	31.8	37.1	51.9	21.5	57.3	38.0	49.5
Policy on Non-discrimination of Workers with HIV Infection	39.3	25.3	43.3	43.7	53.4	9.0	33.7	37.9	37.7	48.6	42.3	36.0	27.7	34.8	50.9	22.1	58.4	34.6	50.2
DOLE-Approved Construction Safety and Health Program	37.7	25.2	42.6	41.0	41.8	20.3	78.1	37.2	31.4	45.5	34.7	29.8	44.3	25.4	35.3	27.9	40.1	21.1	18.7
Employee Assistance related to Substance Abuse	37.2	29.0	36.2	38.0	50.6	30.1	40.8	35.0	40.8	46.3	32.0	36.8	33.6	30.6	43.1	27.2	48.5	32.5	35.8
Chemical Safety Program	30.9	28.4	47.5	47.3	46.6	22.7	37.1	24.4	22.4	43.1	13.9	13.5	13.7	19.6	19.8	19.6	47.2	18.1	17.1
Indoor Air Quality Program	30.6	21.9	38.3	37.4	39.4	17.9	33.3	26.4	23.0	38.1	23.5	29.5	24.4	25.3	29.6	27.2	37.2	28.3	16.2
Ergonomics Program	25.0	19.7	40.4	30.4	47.0	14.9	36.5	20.5	17.0	32.1	19.9	23.7	17.0	20.2	27.9	17.2	32.8	21.5	8.7
Hearing Conservation Program	15.3	11.9	29.1	21.8	34.9	13.4	19.7	13.3	11.7	15.5	11.3	8.3	8.9	10.9	17.3	10.7	20.6	13.9	5.9
Others	0.5	0.1	1.4	0.5	0.8	0.3	0.7	0.3	1.1	0.3	1.4	1.8	0.5	0.2	0.8	0.3	0.3	-	-

A – Agriculture, Forestry and Fishing
 B – Mining and Quarrying
 C – Manufacturing
 D – Electricity, Gas, Steam and Air Conditioning Supply
 E – Water Supply; Sewerage, Waste Management and Remediation Activities
 F – Construction
 G – Wholesale and Retail Trade; Repair of Motor Vehicles and Motorcycles
 H – Transportation and Storage
 I – Accommodation and Food Service Activities

J – Information and Communications
 K – Financial and Insurance Activities
 L – Real Estate Activities
 M – Professional, Scientific and Technical Activities
 N – Administrative and Support Service Activities
 P – Education except Public Education
 Q – Human Health and Social Work Activities except Public Health Activities
 R – Arts, Entertainment and Recreation
 S95/S96 – Repair of Computers and Personal and Household Goods; Other Personal Service Activities

Note: Details do not add up to 100.0 percent due to multiple responses.

Source of data: Philippine Statistics Authority, 2015/2016 Integrated Survey on Labor and Employment.

Table 3- Number and Percent Share of Establishments Employing 20 or More Workers by Occupational Safety and Health (OSH)-Related Trainings/Seminars Availed by Employees and Major Industry Group, Philippines: CY 2015

OSH-RELATED TRAININGS SEMINARS AVAILED BY EMPLOYEES	Total	A	B	C	D	E	F	G	H	I	J	K	L	M	N	P	Q	R	S95/S96
Total Establishments	30,682	1,090	141	5,936	249	335	973	7,040	996	4,077	804	1,350	393	653	1,800	3,327	960	237	321
Establishments With OSH-Related Trainings/Seminars	26,776	624	116	5,419	236	238	903	6,026	845	3,510	681	1,178	363	567	1,629	3,051	898	219	275
% Share of Total Establishments with OSH-Related Trainings/Seminars	87.3	57.2	82.3	91.3	94.8	71.0	92.8	85.6	84.8	86.1	84.7	87.3	92.4	86.8	90.5	91.7	93.5	92.4	85.7
Fire Safety Training	70.4	43.0	75.0	78.3	74.5	48.7	56.9	68.5	60.1	65.7	67.2	73.1	70.7	64.1	68.1	82.0	85.5	78.6	63.6
Emergency Preparedness	44.9	23.4	49.6	49.0	60.7	40.9	38.7	41.2	42.7	42.5	42.7	41.1	32.0	48.3	46.9	54.0	61.6	54.1	41.0
40-Hour Basic Occupational Safety and Health Training	38.1	20.2	52.3	50.7	75.9	20.6	61.2	34.2	39.1	36.5	39.9	26.1	33.1	37.8	50.6	21.0	36.8	28.5	47.7
Drug-Free Workplace Training	31.5	17.1	43.0	34.3	44.9	21.2	33.2	31.4	29.5	33.1	29.8	22.4	23.4	28.7	41.1	27.4	37.7	35.0	36.4
Smoke-Free Workplace/Tobacco Control in the Workplace	27.5	17.0	36.6	31.9	47.6	25.8	30.4	28.3	23.2	25.0	24.0	18.0	19.8	24.6	31.9	24.1	38.1	28.4	28.1
1-Day Occupational Safety and Health Orientation	24.9	17.3	37.2	29.0	57.9	20.9	37.2	24.0	25.1	26.4	18.4	14.8	17.9	28.0	29.2	16.4	25.3	31.2	29.1
Stress Management	21.5	13.0	16.2	17.2	45.0	20.9	20.4	19.7	15.2	24.0	20.8	24.5	16.0	27.8	23.1	28.3	32.1	23.3	16.9
HIV and AIDS Prevention and Control in the Workplace	20.3	10.4	28.1	23.0	42.4	11.1	21.9	18.8	17.9	20.0	16.7	15.9	13.7	18.8	30.3	14.8	38.8	21.3	20.7
Tuberculosis Prevention and Control in the Workplace	19.7	12.5	28.2	24.6	36.9	11.2	21.7	17.2	19.5	19.6	17.9	12.3	8.1	17.3	25.0	12.7	44.3	20.0	16.4
Safety Audit/Accident Investigation	19.0	11.2	37.3	25.4	45.1	8.6	28.7	18.7	16.8	20.9	13.4	9.4	15.6	14.0	21.6	8.7	20.9	25.1	17.8
Hepatitis B Prevention and Control in the Workplace	18.6	10.2	26.0	21.8	36.1	6.9	22.0	17.7	17.0	20.8	17.9	11.7	11.8	14.9	23.3	10.5	37.9	9.2	18.0
Safe Work Procedures/Lock-Out Tag-Out Training	16.8	11.5	25.4	23.7	46.8	17.3	32.6	14.2	19.7	19.1	10.8	4.9	10.3	13.7	18.9	6.7	18.1	13.3	22.3
Chemical Safety Training	15.5	16.3	32.0	27.0	38.1	14.3	18.9	11.5	11.2	18.7	6.6	5.9	7.0	12.7	12.0	4.6	22.7	14.3	14.5
Industrial Hygiene (e.g., ventilation, work environment measurement, etc.)	15.4	13.6	31.8	23.0	30.5	10.8	22.3	13.7	10.1	17.3	8.6	7.3	10.4	15.4	14.1	6.5	21.8	16.1	15.3
Prevention and Control of Lifestyle-Related Disease/Healthy Lifestyle	14.9	10.6	20.7	15.7	37.8	8.8	18.2	13.6	10.2	13.8	16.3	11.0	14.0	18.5	19.2	12.7	27.3	15.1	13.0
Family Planning and Reproductive Health	14.6	9.9	16.3	17.5	42.5	9.8	15.5	12.8	13.2	11.5	11.9	13.8	12.8	6.8	17.2	12.5	38.7	12.8	7.9
OSH Management System	14.1	9.3	33.8	17.2	39.3	6.5	27.8	11.9	13.1	13.6	12.3	10.2	12.3	14.5	22.9	5.8	18.3	6.7	16.9
40-Hour Construction Safety and Health Training	13.2	7.9	17.7	15.7	40.0	17.7	63.6	10.1	14.0	9.9	13.3	5.1	16.7	16.0	13.7	5.5	14.3	13.2	10.2
Ergonomics Training	10.1	8.4	21.1	15.0	31.1	6.1	19.0	6.8	7.0	9.9	10.6	7.2	6.8	11.6	14.7	3.7	15.6	9.0	5.5
Scaffold Safety Training	6.6	3.1	18.1	9.0	21.3	8.3	34.8	4.8	4.8	4.5	6.6	1.9	5.9	4.9	7.4	2.7	6.1	6.3	4.8
Others	3.5	3.5	4.2	3.7	8.8	5.9	4.2	3.2	2.7	3.3	2.7	4.8	4.4	6.4	3.8	2.9	3.0	0.6	2.4

A – Agriculture, Forestry and Fishing B – Mining and Quarrying C – Manufacturing D – Electricity, Gas, Steam and Air Conditioning Supply E – Water Supply; Sewerage, Waste Management and Remediation Activities F – Construction G – Wholesale and Retail Trade; Repair of Motor Vehicles and Motorcycles H – Transportation and Storage I – Accommodation and Food Service Activities	J – Information and Communications K – Financial and Insurance Activities L – Real Estate Activities M – Professional, Scientific and Technical Activities N – Administrative and Support Service Activities P – Education except Public Education Q – Human Health and Social Work Activities except Public Health Activities R – Arts, Entertainment and Recreation S95/S96 – Repair of Computers and Personal and Household Goods; Other Personal Service Activities
---	---

*Note: Details do not add up to 100.0 percent due to multiple responses.
 Source of data: Philippine Statistics Authority, 2015/2016 Integrated Survey on Labor and Employment.*

Table 4 - Number and Percent Share of Establishments Employing 20 or More Workers by Occupational Safety and Health (OSH)-Related Trainings/Seminars by Conducting Agency and Major Industry Group, Philippines: CY 2015

OSH-RELATED TRAININGS/SEMINARS AVAILED BY EMPLOYEES	Total	Conducting Agency										
		DOLE Regional/ Provincial Office	Occupational Safety and Health Center	Bureau of Working Conditions	Bureau of Fire Protection	Professional Organizations	DOLE Accredited Safety Training Organizations	Employer's Organizations	Worker's Group	Academe/ Universities	Own Company	Others
Total Establishments	26,776	4,321	6,994	1,031	17,500	2,115	4,212	635	373	731	16,893	3,882
Fire Safety Training	80.7	4.2	5.1	26.5	97.7	6.9	9.3	9.9	16.1	13.7	29.6	13.5
Emergency Preparedness	51.5	6.2	8.4	13.6	22.6	21.0	16.7	14.8	23.1	24.1	48.5	30.8
40-Hour Basic Occupational Safety and Health Training	43.6	55.8	58.8	19.7	-	33.4	59.6	12.0	5.6	13.5	16.9	11.7
Drug-Free Workplace Training	36.1	23.0	12.9	9.7	-	16.5	11.5	21.7	30.3	22	38.6	16.4
Smoke-Free Workplace/Tobacco Control in the Workplace	31.5	17.0	11.3	11.2	-	10.7	7.5	11.7	16.6	16.4	36.2	11.4
1-Day Occupational Safety and Health Orientation	28.5	25.4	26.0	11.3	-	12.2	19.7	15.7	11.0	11.1	22	10.6
Stress Management	24.7	6.7	4.0	6.4	-	17.5	4.8	24.4	17.4	35.3	29.5	9.8
HIV and AIDS Prevention and Control in the Workplace	23.3	19.7	11.5	6.5	-	16.4	7	7.9	15.8	14.9	21.5	15.1
Tuberculosis Prevention and Control in the Workplace	22.5	18.0	10.7	5.9	-	12.7	5.6	11.7	15.0	11.8	21.8	12.9
Safety Audit/Accident Investigation	21.8	8.4	8.1	8.1	-	11.9	16.4	13.2	20.6	9.3	24.2	7.2
Hepatitis B Prevention and Control in the Workplace	21.3	16.6	9.4	7.6	-	12.8	5.5	10.6	18.5	11.2	21.2	10.1
Safe Work Procedures/Lock-Out Tag-Out Training	19.2	9.7	8.4	10.7	-	7.0	13.9	5.7	11.0	6.4	20.6	5.7
Chemical Safety Training	17.7	4.9	7.8	13.5	1.5	9.1	11.8	10.6	8.0	5.6	17.4	10.8
Industrial Hygiene (e.g., ventilation, work environment measurement, etc.)	17.7	8.4	9.9	11.3	-	7.8	10.8	14.3	5.6	8.3	17.6	7.9
Prevention and Control of Lifestyle-Related Disease/ Healthy Lifestyle	17.0	4.8	5.1	4.9	-	13.3	5.5	13.4	19.0	15.5	19.1	9.0
Family Planning and Reproductive Health	16.8	10.1	6.2	4.8	-	14.0	5.4	12.6	25.2	16.7	15.8	13.1
OSH Management System	16.1	13.1	19.2	7.4	-	9.6	15.9	6.8	8.8	3.0	10.6	4.4
40-Hour Construction Safety and Health Training	15.1	17.6	18.7	10.9	-	7.9	21.5	5.8	2.4	3.0	7.3	3.7
Ergonomics Training	11.6	4.7	5.2	4.4	-	8.6	8.2	9.3	9.4	6.2	12.4	4.1
Scaffold Safety Training	7.6	4.4	3.8	4.6	-	4.7	10.4	5.8	2.7	4.8	6.1	3.1
Others	4.1	0.7	0.4	1.0	0.3	2.1	1.4	1.1	2.9	4.7	1.7	16.1

Note: Details do not add up to 100.0 percent due to multiple responses.

Source of data: Philippine Statistics Authority, 2013/2014 Integrated Survey on Labor and Employment.