



ISO 9001:2000 Certified

Department of Labor and Employment
Manila, Philippines

LABSTAT

Updates

Vol. 11 No. 30

October 2007

WAGE RATES IN INDUSTRIES ... in Transport, Storage and Communications (Ninth of an 18-Part Series on 2006 OWS)

This issue of the LABSTAT Updates on the results of the 2006 Occupational Wages Survey (OWS) focuses on the wage rates of 31 occupations in transport, storage and communications. For purposes of monitoring occupational wage rates in this major industry group, six industry groups were chosen: other land transport except bus line operation, transport via pipelines; bus line operation; water transport; air transport; supporting and auxiliary transport activities and activities of travel agencies; and postal and telecommunications services except national postal activities. The average monthly wage rates of the selected occupations ranged from P 6,405 to P 60,313.

The wage rates of other occupations in specific industries covered in the OWS are posted on the BLES website.

Aircraft pilots, navigators and flight engineers were highest paid while unskilled workers were least paid

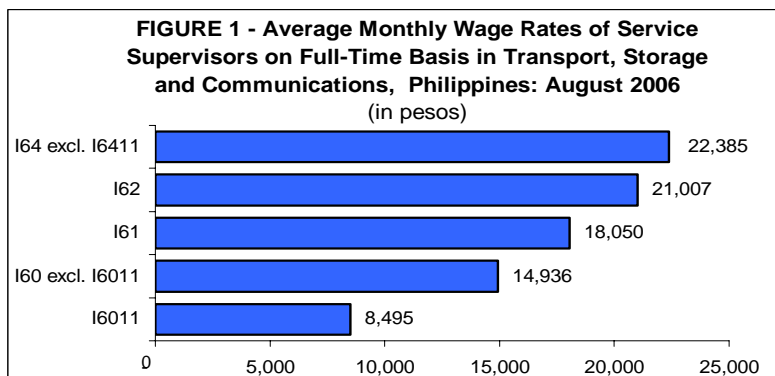
Among the selected occupations in transport, storage and communications, aircraft pilots, navigators and flight engineers in air transport had the highest average wage rate at P60,313. This was almost 6 times higher than the national average at P10,629. This occupation also recorded the highest average wage rate over all 169 occupations monitored in the 2006 OWS.

Least paid were unskilled workers except janitors, messengers and freight handlers in other land transport except bus line operation at P6,405.

Communication service supervisors in postal and telecommunications services received the highest average wage rate at P22,385 compared to service supervisors in the other industry groups. Road transport supervisors in bus line operation were paid the lowest at P8,495. (Figure 1)

Categorized by occupation groups, the range of the average monthly wage rates of the rest of the occupations were:

Technicians and Associate Professionals	10,484 - 60,313
Clerks	8,262 - 17,212
Service and Sales Workers	7,780 - 14,136
Craft and Related Trades Workers	8,223 - 16,968
Plant and Machine Operators and Assemblers	8,150 - 10,683
Elementary Occupation: Laborers and Unskilled Workers	
Messengers and Deliverers	9,275
Freight Handlers	8,127 - 9,578
Unskilled Workers	6,405 - 7,639


Legend:

I60 excl. I6011 - Other Land Transport except Bus Line Operation, Transport Via Pipelines
I6011 - Bus Line Operation
I61 - Water Transport
I62 - Air Transport
I64 excl. I6411 - Postal and Telecommunications Services except National Postal Activities

Source of data: BLES, OWS.

Below is the complete list of the monitored occupations and their

corresponding average monthly wage rates (in pesos).

Other Land Transport except Busline Operation;

Transport Via Pipelines

Road Transport Service Supervisors	14,936
Transport Clerks	10,560
Freight Handlers	9,578
Accounting and Bookkeeping Clerks	9,068
Motor Vehicle Mechanics and Related Trades Workers	8,902
Heavy Truck and Lorry Drivers	8,150
Unskilled Workers	6,405

Bus Line Operation

Accounting and Bookkeeping Clerks	8,871
Bus Inspectors	8,821
Transport Clerks	8,502
Road Transport Service Supervisors	8,495
Bus Drivers	8,475
Motor Vehicle Mechanics and Related Trades Workers	8,223
Bus Conductors	7,780
Unskilled Workers	6,750

Water Transport

Ships' Engineers	21,342
Ships' Deck Officers and Pilots	18,221
Maritime Transport Service Supervisors	18,050
Marine Crafts Mechanics	10,560
Ships Deck Crews and Related Workers	9,945
Accounting and Bookkeeping Clerks	9,464
Transport Clerks	8,262
Travel Attendants and Travel Stewards	7,878
Unskilled Workers	7,639

Air Transport

Aircraft Pilots, Navigators and Flight Engineers	60,313
Air Transport Service Supervisors	21,007
Aircraft Engine Mechanics and Fitters	15,096
Travel Attendants and Travel Stewards	14,136
Transport Clerks	12,432
Accounting and Bookkeeping Clerks	9,912

Supporting and Auxiliary Transport Activities; Activities of Travel Agencies

Travel Consultants and Organizers	12,713
Travel Agency Clerks and Related Workers	10,986
Heavy Truck and Lorry Drivers	10,683
Clearing and Forwarding Agents	10,484
Accounting and Bookkeeping Clerks	10,350
Travel Guides	9,781
Freight Handlers	8,127
Unskilled Workers	7,075

Postal and Telecommunications Services except National Postal Activities

Communications Service Supervisors	22,385
Electronics and Telecommunications Engineers	21,749
Customer Service Representatives/ Associates (in call centers)	17,212
Telecommunication Equipment Installers and Repairers	16,968
Electronics and Telecommunications Engineering Technicians	14,752
Accounting and Bookkeeping Clerks	13,738
Telefax/Teleprinters/Telex Clerks	11,943
Telephone Switchboard Operators	10,816
Messengers and Deliverers	9,275
Unskilled Workers	7,288

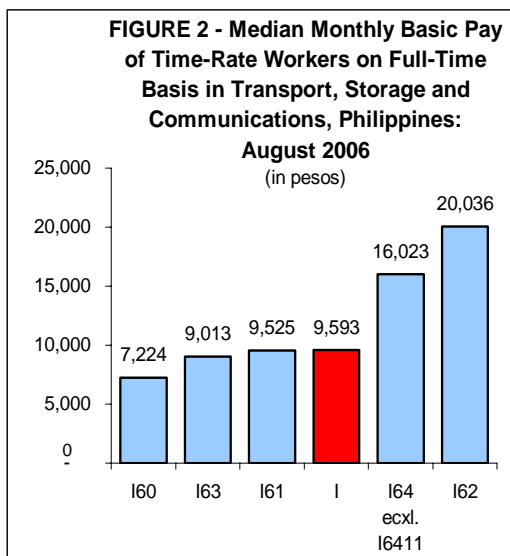
Average monthly basic pay and allowances in transport, storage and communications exceeded national averages

The median¹ monthly basic pay of time rate workers in transport, storage and communications was estimated at ₱9,593. This was 19.4% higher than the all-industry monthly basic pay of ₱8,035.

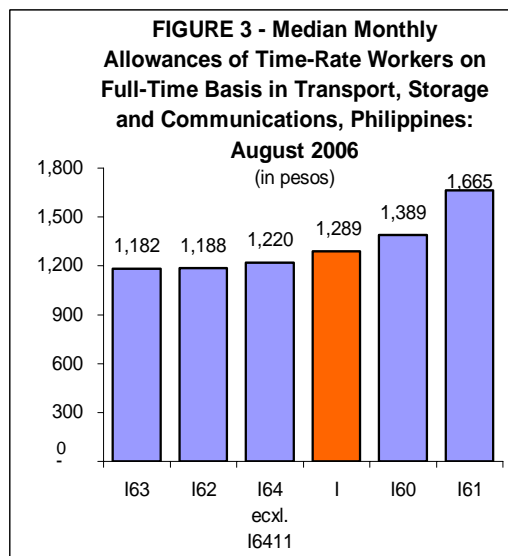
air transport at ₱20,036, which is more than twice the major industry group average. High monthly basic pay was also noted in postal and telecommunications services at ₱16,023. Median monthly basic pay in the other three sub-industries were below ₱10,000. (Figure 2)

Basic pay differentials were noted among the industry groups. It was highest in

¹ The terms "average" and "median" are used interchangeably in the analysis of basic pay and allowances.



Source of data: BLES, OWS.



Source of data: BLES, OWS.

Legend:
 I - Transport, Storage and Communications
 I60 - Land Transport: Transport Via Pipelines
 I61 - Water Transport
 I62 - Air Transport
 I63 - Supporting and Auxiliary Transport Activities; Activities of Travel Agencies
 I64 excl. I6411 - Postal and Telecommunications Services except National Postal Activities

Average monthly cash allowances in transport, storage and communications stood at ₱1,289, slightly exceeding the national median allowance at ₱1,278.

For sub-industries, the allowances ranged from ₱1,182 in supporting and auxiliary transport activities to ₱1,665 in water transport. (Figure 3)

Definition of Terms:

- o **Basic pay** refers to pay for normal/regular working time before deductions for employees' social security contributions and withholding taxes. It excludes overtime, night shift differential and other premium pay; commissions, tips and share of employees in service charge; and payment in kind.
- o **Allowances** refer to regular/guaranteed cash payments. These include cost of living allowance but exclude reimbursements for travel, entertainment, meals and other expenses, etc. incurred in conducting the business of the employer; cost of uniform/working clothes; bonuses and gratuities; family allowances.
- o **Median** divides the wage distribution into two equal parts. It is the value where half of the workers in the distribution receive more while the other half receives less.

FOR INQUIRIES:

Regarding this report contact **LABOR STANDARDS STATISTICS DIVISION** at 527-3000 loc 311/527-9325

Regarding other statistics and technical services contact **BLES Databank** at 527-3000 loc 317

Or write to BLES c/o Databank, 3/F DOLE Bldg. Gen. Luna St., Intramuros, Manila 1002

FAX 527-9325

E-mail: bleslssd@bles.dole.gov.ph

Website: <http://www.bles.dole.gov.ph>