

FINAL REPORT

1975

INTEGRATED CENSUS

OF THE

POPULATION AND

ECONOMIC

ACTIVITIES

OF THE

POPULATION

OF THE

PHILIPPINES

REPORT OF THE NATIONAL ECONOMIC AND DEVELOPMENT AUTHORITY  
NATIONAL CENSUS AND STATISTICS OFFICE



VOLUME I  
FINAL REPORT  
PHASE I

**1975**  
**INTEGRATED CENSUS**  
**OF THE**  
**POPULATION AND**  
**ITS ECONOMIC**  
**ACTIVITIES**

**POPULATION**

**BATANES**



REPUBLIC OF THE PHILIPPINES  
NATIONAL ECONOMIC AND DEVELOPMENT AUTHORITY  
NATIONAL CENSUS AND STATISTICS OFFICE  
MANILA



REPUBLIC OF THE PHILIPPINES  
NATIONAL ECONOMIC AND DEVELOPMENT AUTHORITY

*HIS EXCELLENCY*  
**PRESIDENT FERDINAND E. MARCOS**  
*Chairman*

Honorable GERARDO P. SICAT  
*Secretary of Economic Planning*  
*and*  
*Director General of the Authority*



NATIONAL CENSUS AND STATISTICS OFFICE CENSUS

Honorable TITO A. MIJARES  
*Executive Director and Civil Registrar-General*

Honorable MARCELO M. ORENSE  
*Assistant Executive Director*

## PREFACE

This report is the first of a series on the final results of the 1975 Integrated Census of the Population and Its Economic Activities, Phase I, and is one of the 73 provincial reports to be released.

Presented in this report are data on the population of the province, by municipality and barangay, urban and rural as of May 1, 1975.

The Census covered both the household and institutional population, as well as Filipinos living or working in Philippine embassies, legations and consulates abroad.

Other data included are those on the number and distribution of the inhabitants, their age and sex, marital status and such characteristics as literacy, educational attainment, migration, vocational/technical skills and usual occupation and industry.

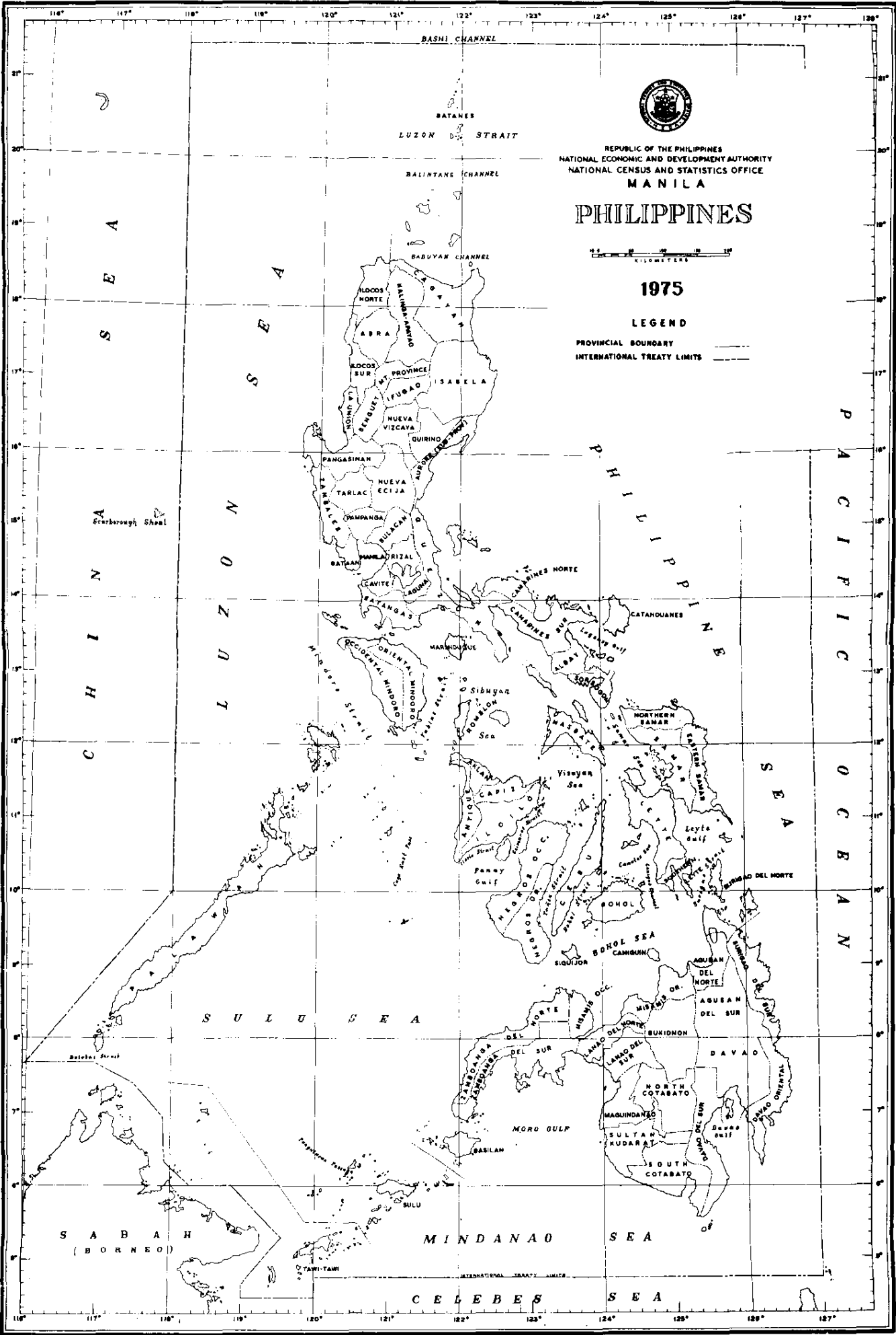
Subsequent issues will be the National Summary containing summary data for the provinces and the Special Reports which will cover such subjects as labor force, fertility, literacy and migration, cross-classified with other demographic variables.

Grateful acknowledgment is due the Presidential Census Coordinating Board, government agencies, committees, and local coordinating boards for their invaluable assistance and cooperation.



TITO A. MIJARES  
Executive Director

Manila, Philippines  
November 1975



REPUBLIC OF THE PHILIPPINES  
NATIONAL ECONOMIC AND DEVELOPMENT AUTHORITY  
NATIONAL CENSUS AND STATISTICS OFFICE  
MANILA

# PHILIPPINES



1975

### LEGEND

- PROVINCIAL BOUNDARY (dashed line)
- INTERNATIONAL TREATY LIMITS (dash-dot line)

**Geographical Labels:** BASHI CHANNEL, BATANES STRAIT, LUZON STRAIT, BALINTANG CHANNEL, BABUYAN CHANNEL, CAGAYA, ILOCOS NORTE, ILOCOS SUR, PROVINCE, ABRA, KATUNUNGAN, PANGASINAN, TARLAC, NUEVA ECIZA, PAMPANGA, BULACAN, BATAAN, PANGASINAN, NUEVA ECIZA, PAMPANGA, BULACAN, BATAAN, CAVITE, BANGALOG, MARICOR, CATANAUANES, VISAYAN SEA, BOHOL SEA, SIBUYAN SEA, Sulu Gulf, Leyte Gulf, Cebu Gulf, Zamboanga Gulf, Moro Gulf, Mindanao Sea, Celebes Sea, Sulu Sea, Visayan Sea, Bohol Sea, Sulu Sea, Moro Gulf, Mindanao Sea, Celebes Sea.

**Provincial Labels:** ILOCOS NORTE, ILOCOS SUR, ABRA, KATUNUNGAN, PANGASINAN, TARLAC, NUEVA ECIZA, PAMPANGA, BULACAN, BATAAN, CAVITE, BANGALOG, MARICOR, CATANAUANES, VISAYAN SEA, BOHOL SEA, SIBUYAN SEA, Sulu Gulf, Leyte Gulf, Cebu Gulf, Zamboanga Gulf, Moro Gulf, Mindanao Sea, Celebes Sea, Sulu Sea, Visayan Sea, Bohol Sea, Sulu Sea, Moro Gulf, Mindanao Sea, Celebes Sea.

**Other Labels:** SEA, PHILIPPINE, PACIFIC OCEAN, SABAH (BORNEO), TAMI-TAMI, INTERNATIONAL TREATY LIMITS.

# CONTENTS

	Page
<b>EXPLANATORY TEXT</b>	
General .....	vii
Definition of Terms and Concepts .....	xii
BATANES: A Brief Analysis .....	xix
MAP: Population Density, By Municipality .....	xxiv
CHARTS: Figure 1 – Age-Sex Composition of the Population, Urban-Rural .....	xxv
Figure 2 – Marital Status of the Population, By Sex .....	xxvi
Figure 3 – Gainful Workers 10 Years Old And Over, By Major And Minor Industry .....	xxvii
Figure 4 – Gainful Workers 10 Years Old And Over, By Major And Minor Occupation .....	xxviii

## DETAILED TABLES

### Tables

1. Population Enumerated in Various Censuses: 1903-1975 .....	1
2. Total and Household Population, By Sex, Number of Households, Municipality and Barangay, Urban-Rural: 1975 .....	1
3. Household Population and Total Households, By Number of Family Nuclei and Size of Household, Urban-Rural: 1975 .....	1
4. Population, By Sex and Single-Year Age Classification, Urban-Rural: 1975 .....	2
5. Population, By Sex, Age Group and Municipality: 1975 .....	3
6. Population 10 Years Old and Over, By Sex, Age Group, Marital Status and Municipality: 1975 .....	4
7. Population 6 Years Old And Over, By Sex, Age Group, Highest Grade Completed and Municipality: 1975 .....	8
8. Population, By Sex, Mother Tongue (Ethnic Origin) and Municipality, Urban-Rural: 1975 .....	22
9. Household Population 10 Years Old and Over, By Sex and Age Group, By Gainful and Non-Gainful Occupation, urban-Rural: 1975 .....	23
10. Household Population-Gainful Workers 10 Years Old and Over, By Sex and Age Group, By Major and Minor Industry, Urban-Rural: 1975 .....	35
11. Household Population-Gainful Workers 10 Years Old and Over, By Sex, Class of Worker, By Major and Minor Occupation, Urban-Rural: 1975 ..	41
12. Household Population-Gainful Workers 10 Years Old and Over, By Sex, Class of Worker, By Major and Minor Industry, Urban-Rural: 1975 .....	47
13. Household Population 10 Years Old and Over By Sex, Highest Grade Completed, By Gainful and Non-Gainful Occupation, Urban-Rural: 1975	50

14.	Population 10 Years Old and Over, By Sex and Age Group, With Stated Type of Vocational/Technical skill Acquired Through Schooling, Urban-Rural: 1975 .....	52
15.	Population 10 Years Old and Over, By Sex and Age Group, With Stated Type of Vocational/Technical Skill Acquired Through Experience/Apprenticeship, Urban-Rural: 1975 .....	58
16.	Population 5 Years Old and Over, By Sex, Residence on May 6, 1970, Present Residence and Municipality, Urban-Rural: 1975 .....	64

# Explanatory Text

## GENERAL

### INTRODUCTION

Five years after the taking of the 1970 Census of Population and Housing, the National Census and Statistics Office conducted on May 1, 1975 the first phase of the 1975 Integrated Census of the Population and Its Economic Activities to provide data on the size, distribution, and characteristics of the population. Phase II was undertaken in December 1975 and this phase collected information on the economic activities of persons 10 years old and over in the household population. While Phase I was a complete enumeration, Phase II was conducted on a sample basis, with the complete listing of households serving as a frame in selecting the sample households to be enumerated.

This is the first time that a quinquennial census of the country was undertaken. Except for the 1960 and 1970 censuses, Philippine Censuses had been undertaken at irregular intervals ranging from 9 to 21 years between censuses. As stated in Presidential Decree No. 650 dated January 31, 1975 which authorized the undertaking of the 1975 Integrated Census, there is a demand for more recent census data on the Philippine population to fill data requirements for national, social and economic planning and the formulation of national and sectoral policies such as those on manpower development and utilization, health, education, housing, and population control. The census data will also be used to properly evaluate progress in various fields and measure the impact of on-going projects of the government, as well as provide the "barangays" with the latest data to enable them to effect desired changes and reforms in the social, economic and political structures within their jurisdiction.

This report contains data gathered through the household schedules used during the census enumeration. For both household and institutional population the same schedule (NCSO 1975 IC-PEA Form No. 1) was used, except that white forms were used in enumerating the household population and blue forms in enumerating the institutional population. The list of Households Form (IC-PEA Form 2) was used to list all households and institutions in the country.

To cut processing time and to enable the Census branch offices to prepare simple tabulations for immediate use, the manual processing of the accomplished questionnaires which heretofore was always done in the Manila Office, became the responsibility of the provincial offices. Each provincial office was given a complement to edit and code the schedules of the province and these personnel were given the necessary training for the work. This gave the field offices the opportunity to discover deficiencies in the enumeration and to correct such deficiencies right at the source. Utilizing local people as editors and coders also developed in the locality an awareness of the difficulties and problems of census work.

The manually processed questionnaires from the field underwent verification in the Manila Office before transmission to the EDP for machine processing.

### AUTHORITY FOR THE 1975 CENSUS

Under Commonwealth Act No. 591, the National Census and Statistics Office is authorized "to prepare for and undertake all censuses of population, agriculture, industry and commerce".

However, specific authority for undertaking the 1975 Integrated Census of the Population and Its Economic Activities was granted on January 31, 1975, when the



## EXPLANATORY TEXT

President issued Presidential Decree No. 650, designating Thursday, May 1, 1975 as Census Day for Phase I of the Integrated Census. The Decree enjoined the participation and assistance of various government agencies by organizing seminars, meetings and open forums on the nationwide undertaking, and by facilitating and making their services available to the NCSO whenever requested.

While the Decree assures the individual of the confidentiality of census data, it defines, on the other hand, what constitute punishable acts. Refusing census enumerators' access to one's premises, refusing to be interviewed, or knowingly furnishing the enumerator with untrue information are acts punishable by fine or imprisonment, or both. Such provisions were made to ensure the success of the 1975 Integrated Census.

### INTER-AGENCY PARTICIPATION

The expertise and technical advice of various agencies were availed of and inter-agency meetings were held for the purpose. Agencies represented were the Bureau of Agricultural Economics, Bureau of Animal Industry, Bureau of Fisheries, Commission on Agriculture Productivity, Cottage Industries Development Enterprises, Department of Labor, Department of Local Government and Community Development, Department of Trade, *Development Academy of the Philippines*, *National Computer Center*, *National Cottage Industries Development Authority*, National Economic and Development Authority, National Integrated Commission, National Manpower and Youth Council, Office of Economic Coordination, Office of Manpower Services, Philippine Council of Agricultural Research, Population Commission, University of the Philippines – College of Fisheries, Institute of Fisheries Development and Research, Institute of Planning, Institute for Small Scale Industries, Population Institute, School of Economics, and Statistical Center.

### CENSUS BOARDS

The systematic coordination of government agencies and instrumentalities involved in the census enumeration was made possible largely through the efforts of the Presidential Census Coordinating Board (PCCB) and the Provincial, City, and Municipal Census Boards, all of which were created by authority of Presidential Decree No. 650.

At the helm of the PCCB were the Executive Secretary as Chairman and the Director General of the National Economic and Development Authority as Vice-Chairman. Named as members were the Secretaries of Agriculture, Education and Culture, Labor, Local Government and Community Development, National Defense, Natural Resources, Public Highways, Public Works, and Transportation and Communications. Rules and regulations necessary for the success of the undertaking were issued by the Board.

At the local government level, similar functions were carried out by the Provincial, City, and Municipal Census Boards. Heading the Provincial Census Board was the Provincial Governor as Chairman, and the Division Superintendent of Schools, Senior District Highways Engineer, PC Provincial Commander, Provincial Development Officer and the Provincial Agriculturist as members. The City Census Board, chaired by the City Mayor, had for members the City Superintendent of Schools, City Engineer, and the City Development Officer, while the Municipal Census Board had for Chairman the Municipal Mayor and for members, the District Supervisor/Principal, Municipal Agriculturist, and the Municipal Development Officer.

The Executive Director of the NCSO was the Executive Officer of the PCCB, while the Provincial Census Officers (PCO), the Municipal Census Officers/Assistants (MCO/CA) or the City/Municipal Census Supervisors (CCS/MCS) served in the same capacity on the local boards for provinces, cities and municipalities, respectively.

## EXPLANATORY TEXT

### CENSUS ORGANIZATION

Planning for the census was handled by the 1975 Census Committee in the NCSO. The Committee had as Chairman, the Assistant Executive Director, and its members were composed of ranking officials of the office who were subject matter or census specialists. This group laid down the broad program for the census and directly participated in the design and preparation of the census questionnaires and corresponding instructions.

A Census Unit which was implementing arm of the Census Committee and which served as the Task Force during all stages of the census work was set up on October 16, 1974 and it was composed of personnel recruited mainly from the Agriculture, Fisheries, Field Operations Unit and Population Divisions.

Assisted by Manila office personnel, the Regional Census Officers and Provincial Census Officers/Officer-in-Charge supervised the census enumeration. The services of public school teachers were utilized, mostly as city/municipal census supervisors. College graduates, as well as college students under the Youth Civic Action Program (YCAP), were also given the opportunity to be involved in the operation as census enumerators. These were recruited through the Barangay Captain/Chairman by arrangement with the Department of Local Government and Community Development.

Barangay leaders played an active role in the census undertaking by lending assistance whenever necessary not only on problems such as the delineation of enumeration areas or boundaries and in securing the cooperation of barangay members but also in the recruitment of census enumerators.

### ESTABLISHMENT OF ENUMERATION AREAS

An enumeration area (EA) is a special area assigned to an enumerator to enumerate and to map within a period of 10 days. This area is usually an entire barangay, although in some cases a barangay consisted of more than one EA depending upon the size of the barangay.

### METHOD OF ENUMERATION

The usual procedure of enumerating the population by means of personal interview was followed. Every household within the enumerator's assigned EA was visited and a responsible member of the household, termed as the respondent, was interviewed. Information on all items in the population schedule was obtained for each household member, except for those not falling within the age group called for in a particular item. Data on technical/vocational skill, migration, fertility, and usual occupation/activity were collected on a 100 percent basis, unlike the 1970 Census when such data were obtained on a 5 percent sample.

### PLACE WHERE ENUMERATED

The population were enumerated in their usual place of residence, which is the geographic place (street, barangay/barrio, sitio, municipality or province) where the enumerated person usually resides. As a rule, it is the place where he usually sleeps; therefore, it may be the same as or different from the place where he was found at the time of the census.

### POST ENUMERATION SURVEY

To measure content and coverage error in the main enumeration and to explain why such errors of varied magnitude and behavior occurred in the census, a Post Enumeration

## EXPLANATORY TEXT

Survey (PES) was conducted from May 19 to June 5, 1975. Eleven personnel from the Manila office (one for each region) trained the PCO's/OIC's (in the absence of PCO), and initially supervised the PES operation.

The PES also sought to find out to what extent were the biases and errors observed during the main enumeration attributable to the qualification, sex and age differentials of the enumeration personnel including the urban-rural and other characteristics of the areas being enumerated.

The PES areas were determined before the main enumeration and special recruitment requirements for these areas were established. Eight such areas, generally distributed in two municipalities, were selected for every province. Four of these were located in the urban areas and the other four in rural areas. A male college graduate and a female undergraduate were recruited as enumerators for the rural areas of the first municipality, and for the urban areas, a male undergraduate and a female graduate. For the second municipality, required characteristics were simply reversed.

The survey employed a stratified three-stage design. Stratification was done by province. A province with a small population was combined with an adjacent province to form one stratum. Examples are: Benguet and Mt. Province; Cagayan and Batanes; and Camiguin and Misamis Oriental. For every stratum municipalities served as first stage sampling units, "barangays" and households as second and third stage sampling units, respectively.

The allocation of sample was fixed at two (2) municipalities per stratum and four (4) barangays per sample municipality, with two (2) barangays taken from the "poblacion" and two (2) from the rural areas. For every 100 households, 20 were chosen as samples and re-enumerated. The PES covered a total of 480 sample barangays re-enumerated by a corresponding number (480) of the best enumerators who worked in the May 1975 census in their respective municipalities.

Three general forms were used: IC-PES 11 (PES List of Households); IC-PES 12 (PES Questionnaires); and IC-PES 12A (Barangay Schedules). A complete listing of the households was made in each of the sample barangays. This served as the frame for the 20 per cent sampling of the households.

## CONTENT AND COVERAGE

Presented in four parts, this provincial report consists of sixteen (16) tables as follows:

	No. of Tables
Number of inhabitants .....	5
Economic characteristics .....	7
Gainful and non-gainful activities .....	2
Major and minor occupations .....	1
Major and minor industries .....	2
Vocational/technical skills .....	2
Social Characteristics .....	3
Marital status .....	1
Education .....	1
Mother tongue .....	1
Demographic characteristics .....	1
Migration .....	1

## EXPLANATORY TEXT

The coverage of the enumerated population is shown below:

<i>Topic</i>	<i>Table No.</i>	<i>Coverage</i>
I. Number of inhabitants	1-2	Household and institutional population
	3	Household population
	4-5	Household and institutional population
II. Economic Characteristics		
A. Gainful and non-gainful activities	9	Household population
	13	Household population
B. Major and minor occupations	11	Household population
C. Major and minor industries	10	Household population
	12	Household population
D. Vocational/Technical Skills	14-15	Household and institutional population
III. Social characteristics		
A. Marital status	6	Household and institutional population
B. Education	7	Household and institutional population
C. Mother tongue	8	Household and institutional population
IV. Demographic Characteristics	16	Household and institutional population
A. Migration		Household and institutional population

The following information were collected for the household population:

1. Relationship to head of household
2. Family nucleus
3. Sex
4. Age at last birthday
5. Civil (marital) status
6. Mother tongue (Ethnic origin)
7. Residence on May 6, 1970
8. School attendance from June 1974 to March 1975
9. Highest grade completed or degree obtained
10. Vocational or technical skill
11. Number of children born alive
12. Number of children still living
13. Usual occupation
14. Class of worker
15. Industry

Except for the second item, information on all other items were likewise gathered for the institutional population. Data on family nucleus was not obtained for the latter, it being a composite group of individuals unrelated to one another.

Fertility data, on the other hand, will be published as a special report.

## EXPLANATORY TEXT

# DEFINITION OF TERMS AND CONCEPTS

### BARANGAY

A barangay is the smallest political sub-division in the country and generally its enumeration is assigned to one enumerator. It is the basic geographic unit for the 1975 Integrated Census. For enumeration purposes, a large barangay is usually split into parts and each part is called an Enumeration Area (EA).

### URBAN AND RURAL AREAS

The same concepts used in the 1970 Population Census were followed in classifying areas as urban. According to these concepts, urbanized areas consist of:

1. In their entirety, all cities and municipalities having a population density of at least 1,000 persons per square kilometer.
2. Poblaciones or central districts of municipalities and cities which have a population density of at least 500 persons per square kilometer.
3. Poblaciones or central districts (not included in 1 and 2), regardless of the population size, which have the following:
  - a. Street pattern, i.e., network of streets in either parallel or right-angle orientation;
  - b. At least six establishments (commercial, manufacturing, recreational and/or personal services); and
  - c. At least three of the following:
    - (1) A town hall, church or chapel with religious services at least once a month;
    - (2) A public plaza, park or cemetery;
    - (3) A market place or building where trading activities are carried on at least once a week;
    - (4) A public building like a school, hospital, puericulture and health center or library.
4. Barangays having at least 1,000 inhabitants which meet the conditions set forth in 3 above, and where the occupation of the inhabitants is predominantly non-farming or fishing.

All areas not falling under any of the above classifications are considered rural.

### RESPONDENT

A respondent is any responsible member of the family who furnishes the information or answers to questions during the interview.

### USUAL PLACE OF RESIDENCE

The term refers to the geographic place (street, sitio, barrio/barangay, municipality or province) where the enumerated person usually resides. As a rule, it is the place where he sleeps most of the time; hence, it may be the same as or different from the place where he was found at the time of the census.

## EXPLANATORY TEXT

### HOUSEHOLD

A household usually consists of a group of people who sleep in the same dwelling unit and have common arrangements for the preparation and consumption of food. A person who lives alone is considered as one separate household. Although in most cases a household consists of a related family group, some household members may have no relationship to the central group. Boarders and servants, for instance are counted as part of a particular household if they take their meals with the household and sleep in the same dwelling unit. Persons who sleep with a household but individually cook their meals or eat elsewhere are considered as separate households.

Three generations may be found living in one dwelling unit. If they are divided into two or more groups whose eating arrangements are independent from each other, each group is counted as a separate household.

### PERSONS NOT LIVING IN HOUSEHOLD

Falling under this category are persons living in welfare institutions like orphanages and homes for the aged or infirm; in penal and corrective institutions such as jails, national penitentiary, and reformatory institutions; hospitals, sanatoria, leprosaria, and nurses homes; dormitories and boarding schools; lodging houses such as hotels, tourist homes and the like; military camps and others.

Most of these institutions house inmates for whom care or custody is provided by resident staff members or are persons residing in group quarters or in housing units on the institutional grounds.

Private families living within such institutions, however, are excluded from the classification, as well as persons (employees, students, etc.) who go home to their families on weekends or days off. Persons found in lodging houses, but who are on vacation or business trips and whose absence from home does not exceed six months on the day of enumeration, are likewise not counted as part of the institutional population.

### HEAD OF HOUSEHOLD

The person responsible for the care and organization of the household is generally considered as the head of the household. He usually provides the chief source of income for the household.

In the case of a household consisting of two or more unrelated persons sharing a dwelling unit and sharing the same cooking facilities and meals, the head is usually the eldest male or female in the group, or the person regarded as such by the other members.

### RELATIONSHIP TO HEAD OF HOUSEHOLD

This determines how each household member is related to the head, who is usually the husband or father, although in his absence or if incapacitated, the wife may be designated as head.

1. Spouse – a woman/man married to and living with the head. This includes legal marriages as well as common-law relationships.
2. Son/daughter – the head's own child, stepchild, or adopted child.
3. Son-in-law/daughter-in-law – refers to a household member related to the head by marriage to his daughter or son.
4. Grandson/granddaughter – child of the son or daughter of the head.
5. Father/mother – own parent or parents of the head.
6. Other relative – a household member related to the head by blood, marriage, or adoption. Aunts, nephews, parents-in-law, and cousins are examples.

## EXPLANATORY TEXT

7. Others – any person in the household who is usually a non-relative of the head. Boarders and servants fall under this category. Certain members of the households who are related to the head by blood or affinity, but are actually boarders or servants in the household, are classified under “Others”.

For institution and group living quarters, the relationship of persons to “head of household” refers to their relationship to the institution or establishment, and not to the person recorded as head.

### SPECIAL AREAS

This pertains to the classification of living arrangements for a group of persons unrelated to the head or the person in charge of the institutional household. Penal colonies, mental hospitals, logging and mining camps are examples of special areas where institution and group living quarters are found.

### PERSONS COUNTED AND ENUMERATED

The following were counted and enumerated as members of households:

- a. All persons present and alive at the time of the enumeration, except those born after 12:01 A.M., May 1, 1975.
- b. Persons temporarily absent or out of the barangay during the enumeration for the following reasons:
  1. on vacation or on business trips and are away for not more than six months;
  2. schooling below college level; or in college or vocational/technical schools, but are home on weekends or often or during the week;
  3. in hospital for temporary confinement not exceeding six months;
  4. on training in the Armed Forces, if such does not exceed six months; and
  5. in jail or under detention in a military camp for not more than six months.
- c. Members of the Armed Forces living with their own household or with a private household;
- d. Officers and other crew members of ocean-going vessels of Philippine registry coming home at least once every six months; officers and crew of interisland vessels; and those aboard fishing vessels.
- e. Filipino employees and domestics employed by foreign agency, firm, or family, who will not be enumerated in their usual place of residence.
- f. Temporary residents in the barangay whose enumeration in their usual place of residence is uncertain.
- g. Citizens of foreign countries who are students, employees, or engaged in business transactions in the Philippines, and who have resided or expect to reside in the Philippines for a year or longer. This includes members of their families who have also resided or expect to reside in the country for the same length of time.
- h. Filipino citizens living abroad who are employed in Philippine embassies, legations, or consulates (or in other agencies of the Philippine government) including their households.
- i. Those alive on May 1, 1975 (12:01 A.M.) but died prior to the date of enumeration. The institutional population, on the other hand, consists of the following:

## EXPLANATORY TEXT

- a. Trainees in the Armed Forces for a period exceeding six months;
- b. Members of the Armed Forces who live or sleep most of the time in barracks or stations, or who are absent from their respective households or other private households for more than thirty (30) days on account of military operations or special missions;
- c. Inmates or patients in sanatoria and leprosaria, and patients confined in other hospitals for more than six months before the enumeration, excluding lepers living with their families or with other non-lepers in the colony who are enumerated as members of a household;
- d. Convicts in national prisons, penitentiaries or penal colonies; prisoners and detainees who have been in jail and in military camps for more than six months;
- e. Inmates in homes for the aged and infirm, correctional, institutions, and Friendship Homes, and wards in orphanages and Boys' Town, and in similar welfare institutions;
- f. Staff members and employees of hospitals, welfare and correctional institutions, penal colonies, and of religious and educational institutions, excluding those who go home on weekends or other days off;
- g. Boarders or lodgers in dormitories or lodging houses who consider these places as their homes, and those temporarily away from home for more than six months; and
- h. Other persons living in group living quarters such as logging and mining camps, nurses homes, etc.

## PERSONS EXCLUDED FROM THE ENUMERATION

Not included in the population count of the Philippines are:

- a. Foreign ambassadors, ministers, consuls, and other diplomatic representatives;
- b. Citizens of foreign countries living within the premises of an embassy, chancellery, legation or consulate;
- c. Foreign military/naval personnel and members of their families; foreign civilian employees of the U.S. military or naval bases in the Philippines and members of their families living within the premises;
- d. Officials of foreign governments, economic agencies and international agencies and organizations such as USAID, UN and ILO, who are subject to reassignment to other countries after their tour of duty in the Philippines;
- e. Citizens of foreign countries and their families who are employed or conduct business in the Philippines, but expect to stay for less than a year;
- f. Citizens of foreign countries or Filipinos visiting in the Philippines who expect to stay for less than a year; and
- g. Residents of the Philippines who are on vacation or business trips abroad for one year or longer at the time of enumeration.

## FAMILY NUCLEUS

The number of families in a household is determined strictly in accordance with this definition: a family is restricted to a married couple, or parents or either of the parents and their never-married children living together in the same household.



## EXPLANATORY TEXT

In forming a conjugal family nucleus, only three (3) combinations are possible:

- a. a married couple without children;
- b. a married couple with one or more never-married children; or
- c. one parent (mother or father) with one or more never-married children.

Some households, therefore, may have two or more family nuclei, while some may have no family nucleus at all, as in the case of orphaned brothers and sisters living together, or a group of students forming one household.

### AGE AND DATE OF BIRTH

For the first time in Philippine census-taking, data on the age of the population were obtained by asking the respondent for the month and year of birth and the age itself of each household member. The age classification given in this report is based on the age of the person in completed years on his last birthday as of Census Day. To ensure accuracy, a conversion table on age as of birthday was prepared for the use of enumerators, editors/coders, and verifiers.

### MARITAL STATUS

This refers to the civil status of all persons aged 10 and over. A person in this age group is classified as single, married, widowed, separated or divorced, or civil status unknown, based on the following definitions:

- a. Single — if never has been married.
- b. Married — legally married or living consensually with husband/wife without benefit of a legal marriage. A person classified as “married” includes one who remarried after having been widowed, separated or divorced or one temporarily separated from spouse owing to the nature of work, illness, or service in the Armed Forces.
- c. Widowed — a person whose spouse died and who has not remarried at the time of enumeration.
- d. Separated — if permanently separated from spouse either legally or otherwise, due to marital discord.
- e. Divorced — if bond of matrimony has been dissolved through a court decree and is therefore free to remarry.
- f. Unknown — if civil or marital status is either not known to the respondent, or the respondent himself refuses to reveal the marital status of such person.

### HIGHEST GRADE COMPLETED

This has reference to the specific grade or year completed in elementary school, high school, college or university, by persons 6 years of age and over. The highest year completed in college or university applies to non-degree holders only. Academic degree holders are classified separately according to the title of the degree received or the major field of study undertaken.

### TECHNICAL OR VOCATIONAL

Technical or vocational skill may be gained through schooling, apprenticeship or training, or experience. One is said to possess a specific technical or vocational skill when he is knowledgeable and dexterous in any practical art, trade, handicraft, etc. Such ability is

## EXPLANATORY TEXT

clearly manifested by the ease or facility of performance in a certain craft or trade in which the individual claims to be proficient.

Skills such as aeronautical technology, tailoring, cosmetology, and culinary arts may be acquired through regular attendance in any vocational courses. Skills acquired in studies leading to a degree as BS in Fisheries or Agriculture, are not counted. Skills required through experience in farming, animal husbandry, fishing, clerical work, and in such other work outside of beauty and fashion, practical art, handicraft, trade and technical work were not also counted.

### MOTHER TONGUE (ETHNIC ORIGIN)

The first language or dialect spoken by a person in his earliest childhood is generally his mother tongue. Hence, it is the language or dialect spoken at home at birth of the child, or the language of the child at birth, if only he had the power of speech that early. Data on mother tongue, as defined, will determine the size of the various cultural or ethnic groups in the country, of which there are around eighty.

### USUAL OCCUPATION

This refers to the specific job or kind of work performed by an employed person most of the year, or if presently unemployed, the kind of work he used to do most of the year. A person is considered working most of the year if he works for at least 10 hours a week for not less than 26 weeks, or half of the year.

Gainful and non-gainful workers fall into three categories: (a) Those engaged in gainful occupations; (b) new entrants; and (c) those engaged in non-gainful occupations.

Gainful workers work for pay for an employer, for profit, or fee in own farm, business, private practice of profession or trade, or without pay on family farm or enterprise.

New entrants to the labor force are young persons and other new workers seeking employment, who lack work experience and have no usual occupation.

Persons who are neither available for work most of the year or throughout the year are classified under the non-gainful occupation groups. Among such persons are housekeepers, students, and "Others".

### HOUSEKEEPER

A housekeeper is a person who performs housekeeping chores in her own home, such as laundering and cooking for household members. Paid housekeepers, on the other hand are excluded from this category since they carry out housekeeping functions in private households, institutions, or in commercially operated establishments, and are therefore gainfully employed.

### STUDENT

A student is one who is enrolled in school, college or university. Working students, however, are classified as gainfully employed rather than students, even if they spend more time in school than at work.

### OTHERS

All other persons without any gainful activity or without any activity reported belong to this category. This classification includes pensioners and other retirees, the disabled or physically handicapped, volunteers, prisoners, etc.

## EXPLANATORY TEXT

### CLASS OF WORKER

The particular class of worker assigned to a person in the 10 year-old-and-over age bracket, while referring to the same occupation and industry reported for the individual, is not determined by the occupation or industry information but by his relationship to his employment.

Five categories defined as follows, serve as bases for the class of worker classification:

#### *Wage and Salary worker*

- a. Private employee – works for a private employer for wage, salary, commission, etc.
- b. Government employee – works for any government unit whether local, national, or international.

#### *Own business*

- a. Self-employed – works for profit or fee in one's own business, farm, profession or trade, without any paid employee.
- b. Employer – also works in one's own business, farm, profession or trade for profit or fee, with one or more paid employees.
- c. Unpaid family worker – works without pay on family farm or enterprise. Farm laborers comprise a great majority of the unpaid family workers.

### INDUSTRY

Industry refers to the activity of the establishment or the nature of business being conducted in the establishment. As in the 1970 Census the various industries are classified into ten (10) divisions and forty-seven (47) minor groups.

## **BATANES: A Brief Analysis**

The province of Batanes is composed of a group of islands located approximately 100 miles north of the Luzon mainland. Of the ten islands in the group Batan, Itbayat, and Sabtang are the largest and the most economically important. Basco, the provincial capital, is located in Batan and is about 300 statute miles from Manila and 120 nautical miles from Claveria, a town in the northern coast of Cagayan.

Y'ami, the northernmost island, is nearer to Taiwan than Basco is to Aparri, Cagayan. The former is only 218 kilometers from the southern tip of Taiwan, while the latter is 224 kilometers from Aparri. Batanes consists of 5 municipalities and 1 municipal district.

### **Land Area and Population**

The smallest among the provinces in the Philippines, Batanes has a land area of only 209.3 square kilometers, representing 0.07 percent of the total land area of the country. Five years after the last census, its population increased by only 472 persons, or 4.1 percent over that of 1970. From 1970 to 1975 the population grew annually at the rate of 0.81 percent which is 0.17 percent lower than the annual growth rate between 1960 and 1970 while the population density increased slightly from 54.5 persons per square kilometer in 1970 to 56.7 in 1975.

The sex structure of the population is now predominantly male with 102 males for every 100 females (Table 4), as compared to the sex ratio in 1970 with 98 males for every 100 females.

### **Urban-Rural Residence**

As in the previous census, the entire population resides in rural areas (Table 4). Not even Basco, with a population of 3,984 can be considered an urban area. The rugged terrain of the province, its virtual isolation from the rest of the country, the unfavorable weather conditions prevailing throughout the year, and frequent violent typhoons, hinder the urbanization of the province.

### **Households and Conjugal Family Nuclei**

Aggregates of 2,279 households and 2,138 conjugal family nuclei are reported for Batanes. These represent increases of 38 households and 69 conjugal family nuclei over those of 1970. The average number of persons comprising each household is nearly the same between the two censal years, with 5.1 in 1970 and 5.2 in 1975. On the other hand, the average number of family nuclei per 100 households rose from 92 in 1970 to 94 in 1975 or an increase of 2 family nuclei for the period (Table 3).

### **Age Composition**

Comparatively, Batanes has a higher proportion of the youth population and the older age group today than in 1970. Of the 1970 population 43.3 percent belonged to the 0-14 age group and 7.4 percent to 65 years and over, whereas the present figures for the respective age bracket are 44.5 percent and 7.7 percent (Table 5). Correspondingly, the proportion of persons on the working or productive ages (15-64) is lower by 1.5 percent at 47.8 percent

## A BRIEF ANALYSIS

than that for 1970 which was 49.3 percent. The high proportion of persons in the older age group has been a striking feature in the age structure of the population since 1970. The median age of the population is 16.5 years, or a year lower than the previous median age.

The decrease in the proportion of persons belonging to the productive ages is a contributory factor in the increase of the dependency ratio in Batanes. While the dependency ratio in 1970 was already quite high (103 dependents for every 100 persons in the working ages), that for 1975 is even higher. For every 100 persons in the productive age group, there are now 109 dependents (Table 4).

Below are the comparative figures on the age composition of the population:

### AGE COMPOSITION OF THE POPULATION, BATANES: 1970 AND 1975

Age Composition	1975		1970	
	Number	Percent	Number	Percent
Total	11,870	100.0	11,398	100.0
0-14 years	5,282	44.5	4,935	43.3
15-64 years	5,669	47.8	5,616	49.3
65 years and over	919	7.7	847	7.4

#### Marital Status

Slight changes in the various marital status categories may be observed among the population 10 years old and over. These variations are more perceptible among the married and the widowed than among the never married and the divorced or separated. Out of 8,244 persons aged 10 years and over, 48.0 percent are never married; 46.4 percent, married; 5.2 percent, widowed; and 0.4 percent, divorced or separated (Table 6). In 1970 unmarried persons comprised 48.4 percent; married, 43.9 percent; widowed, 7.2 percent; and divorced or separated, 0.2 percent.

As in 1970, 53.2 percent of the males are single while 44.4 percent are married. Among the females, however, 42.8 percent are unmarried, or lower by 2.1 percent than in 1970. While 43.4 percent of the females were married, their present counterparts make up 48.4 percent, or an increase of 5.0 percent. It is interesting to note that the proportion of persons found in the widowed category is much lower than in 1970. During the previous census year widowed males comprised 3.1 percent of the total male population and widowed females, 11.0 percent of the female population whereas the present figures are 2.3 percent and 8.2 percent, respectively.

#### Highest Grade Completed

Of the population 6 years old and over 56.7 percent have completed at least a year of elementary education; 23.2 percent have attended high school and 5.8 percent, college. Only 3.1 percent are academic degree holders while 10.3 percent have not completed any grade at all (Table 7).

## A BRIEF ANALYSIS

### POPULATION 10 YEARS OLD AND OVER BY SEX AND MARITAL STATUS, BATANES: 1970 AND 1975

Marital Status	1975		1970	
	Number	Percent	Number	Percent
Both Sexes	8,244	100.0	7,928	100.0
Never Married	3,959	48.0	3,841	48.4
Married	3,821	46.4	3,483	44.0
Widowed	430	5.2	569	7.2
Divorced/Separated	33	0.4	19	0.3
Not Stated	1	-	16	0.1
<hr/>				
Male	4,156	100.0	3,864	100.0
Never Married	2,210	53.2	2,018	52.2
Married	1,844	44.4	1,720	44.5
Widowed	95	2.3	121	3.1
Divorced/Separated	6	0.1	2	0.1
Not Stated	1	-	3	0.1
Female	4,088	100.0	4,064	100.0
Never Married	1,749	42.8	1,823	44.9
Married	1,977	48.4	1,763	43.4
Widowed	335	8.2	448	11.0
Divorced/Separated	27	0.6	17	0.4
Not Stated	-	-	13	0.3

Of those who attended elementary school, 35.4 percent finished at most Grade 3; 30.9 percent at least Grade 4 but not higher than Grade 5; and 33.7 percent, Grade 6 or 7. Majority or 55.9 percent of those who have had a high school education completed at most the third year while 44.1 percent were able to earn high school diploma. Among those who attended college, however, only 11.0 percent completed the fourth year or higher, and nearly nine-tenths or 89.0 percent at most the third year.

#### Vocational and Technical Skills

Vocational and Technical skills may be acquired either through schooling or experience. Of those who have gained such skills through schooling 39.0 percent are proficient in beauty and fashion such as dressmaking and beauty culture. Business and commercial skills like bookkeeping and typewriting are reported for 34.1 percent, and technical vocational skills like machine shop practice and radio repairing, for 19.1 percent. Only 6.8 percent are dexterous in practical arts and trades such as handicrafts and carpentry (Table 14).

In contrast, over 45.4 percent of those who acquired skills through experience or apprenticeship are proficient in practical arts and trades; with 39.0 percent, in beauty and fashion fields; and 15.6 percent, in technical vocational fields. Carpentry leads all the

## A BRIEF ANALYSIS

practical arts and trades skills with 52.5 percent, while dressmaking ranks first among the beauty and fashion skills with 71.2 percent. Of those in the technical vocational group, 52.3 percent are skillful auto drivers and trouble shooters.

### **Mother Tongue**

The majority or 98.1 percent of the population speak Ivatan in earliest childhood with Tagalog and Ilocano comprising barely 0.1 percent (Table 8). Compared to the 1970 figures there was an increase of 1.7 percent for Ivatan as mother tongue but there were decreases of 1.0 and 0.2 percent for Tagalog and Ilocano, respectively.

### **Occupation**

Of the population 10 years old and over 57.5 percent are engaged in gainful occupations and 42.4 percent<sup>1</sup>, in non-gainful occupations. New entrants to the labor force constitute an insignificant number, or merely 0.1 percent. A high percentage of those classified under the non-gainful occupations are students with 70.4 percent; housekeepers, 21.7 percent, and "others", 7.9 percent (Table 9).

### **Industry**

Batanes is a highly agricultural province. Out of 4,721 persons engaged in gainful occupations, 78.3 percent are in agriculture, hunting, forestry, and fishing and 17.3 percent<sup>1</sup>, in services. In 1970 56.0 percent were engaged in agricultural activities while 16.8 percent<sup>2</sup> were in services. During the preceding census year 2.6 percent were engaged in construction and 2.1 percent, in manufacturing while the present figures are 0.3 percent and 0.7 percent respectively (Table 10).

### **Class of Worker**

A significant increase in the proportion of self-employed workers and corresponding decreases in the other classes of workers is observed between 1970 and 1975. In 1970 39.2 percent of the experienced workers in Batanes worked in their own business, while 38.1 percent were unpaid family workers. Wage and salary earners comprised 22.7 percent, of which 73.3 percent were in the government service and 26.7 percent<sup>2</sup>, in the private sector. Today almost one-half or 49.3 percent of the experienced workers in the province have their own business, with the unpaid family workers comprising 30.2 percent and the wage and salary earners, 20.2 percent<sup>1</sup>. Of the wage and salary earners, 78.5 percent are employed by the government and 21.5 percent, by private employers (Table 12).

### **Gainful Occupations**

Farmers, fishermen, hunters, loggers, and related workers comprise 78.5 percent of the total workers engaged in gainful occupations. Professional, technical, and related workers constitute merely 5.7 percent and service, sports, and related workers, 3.3 percent (Table 13). In 1970 75.2 percent were farmers, fishermen, hunters and loggers while professional workers then constituted 9.0 percent. The proportion of clerical workers have significantly increased from 1.5 percent to 4.5 percent but craftsmen and production process workers went down from 3.9 percent to 2.3 percent and administrative and managerial workers, from 2.6 percent to 1.2 percent.

## A BRIEF ANALYSIS

Such changes are observed in the comparative table below:

### POPULATION 10 YEARS OLD AND OVER CLASSIFIED BY MAJOR GAINFUL OCCUPATION, BATANES: 1970 AND 1975

Major Gainful Occupation Group	1975 <sup>1</sup>		1970 <sup>2</sup>	
	Number	Percent	Number	Percent
Total	4,721	100.0	5,778	100.0
Farmers, fishermen, hunters, loggers and related workers	3,705	78.5	4,345	75.2
Professional, technical and related workers	271	5.7	522	9.0
Clerical workers	212	4.5	83	1.5
Service, sports and related workers	158	3.3	198	3.4
Craftsmen, production process workers and related laborers	107	2.3	226	3.9
Sales workers	88	1.9	108	1.9
Administrative and managerial workers	56	1.2	149	2.6
All others	124	2.6	147	2.5

<sup>1</sup>All data for 1975 were taken on a 100-percent basis. Economic activity concept is based on "usual occupation" (gainful activity during the past twelve (12) months).

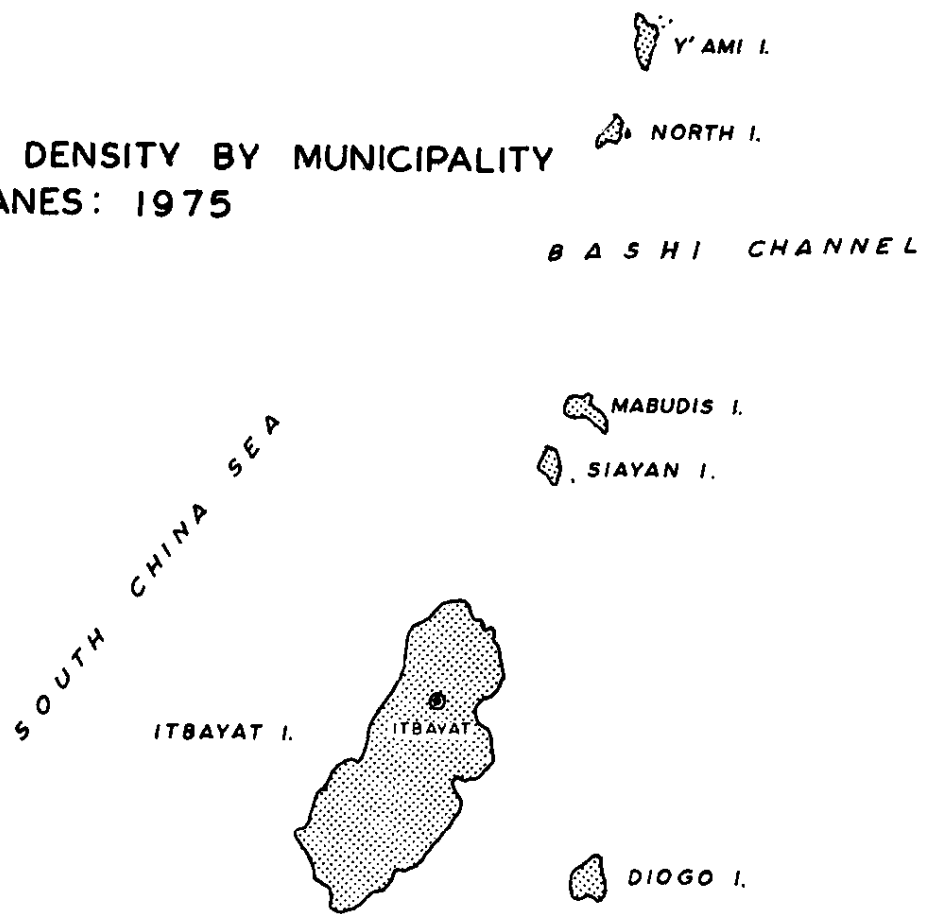
<sup>2</sup>The 1970 data on occupation, industry and class of worker were based on a 5-percent sample. Economic activity concept is based on "labor force" (gainful activity during the past week).

#### Migration

Of the 5-year-old-and-over population, 95.6 percent were residents of the same barangay in 1970 while 0.2 percent were of another barangay in the same municipality and 0.8 percent, of another municipality of the province. Residents of other provinces in 1970 represent 2.8 percent of the population (Table 16).



# POPULATION DENSITY BY MUNICIPALITY BATANES: 1975



**LEGEND:**

- MUNICIPAL BOUNDARY . . . . .
- PROVINCIAL CAPITAL . . . . . ■
- MUNICIPALITY . . . . . ⊙
- MUNICIPAL DISTRICT . . . . . ⊙

**POPULATION DENSITY  
PER SQUARE KILOMETER**

	80	AND	OVER
	40	TO	79.9
	0	TO	39.9



Figure 1 – AGE – SEX COMPOSITION OF THE POPULATION  
 URBAN AND RURAL, BATANES : 1975

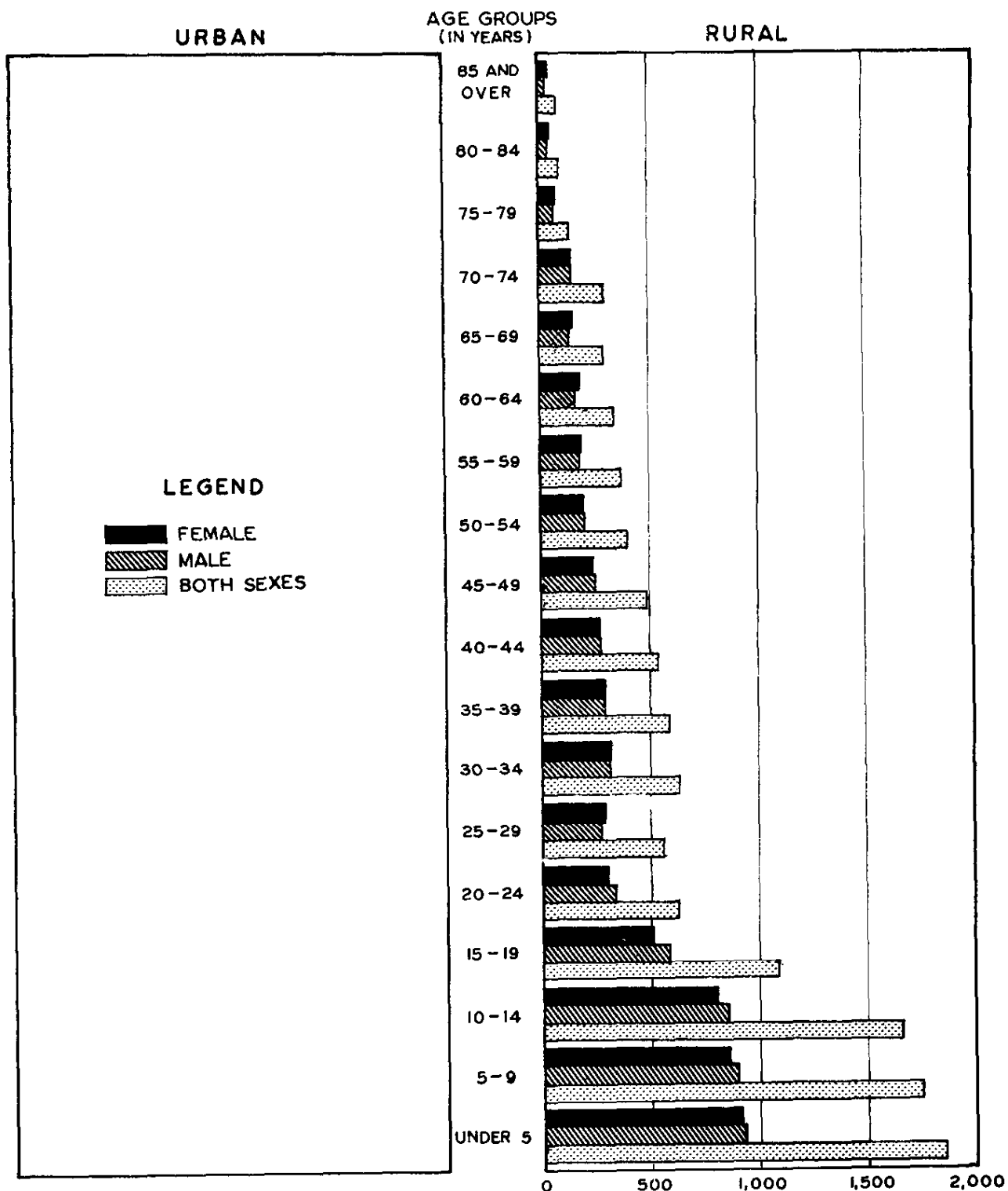
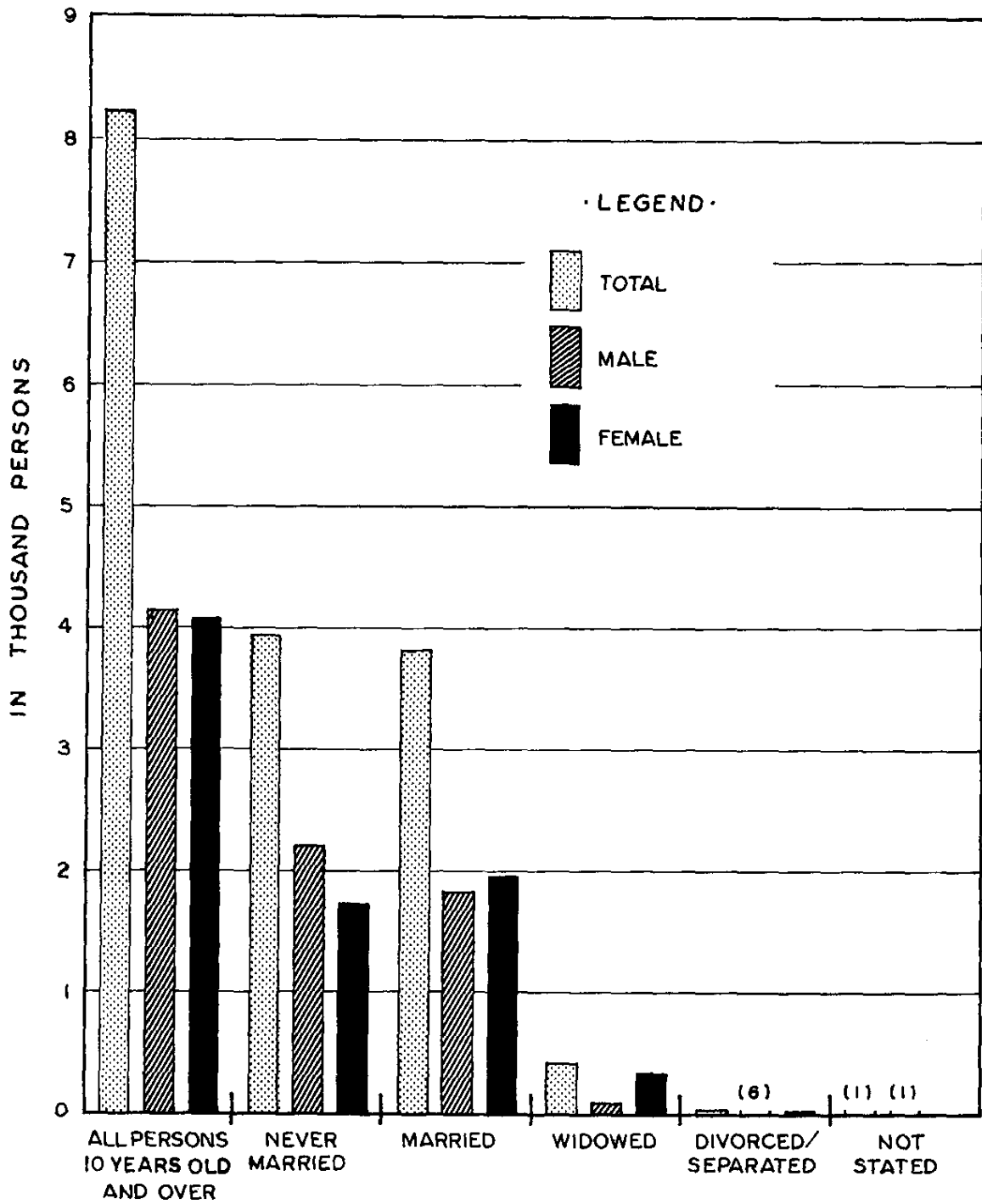


Figure 2 – MARITAL STATUS OF THE POPULATION, BY SEX  
BATANES : 1975



FIGURES IN PARENTHESES DENOTE TOTAL, MALE AND FEMALE.

Figure 3 – GAINFUL WORKERS 10 YEARS OLD AND OVER  
 BY MAJOR AND MINOR INDUSTRY GROUPS,  
 BATANES : 1975

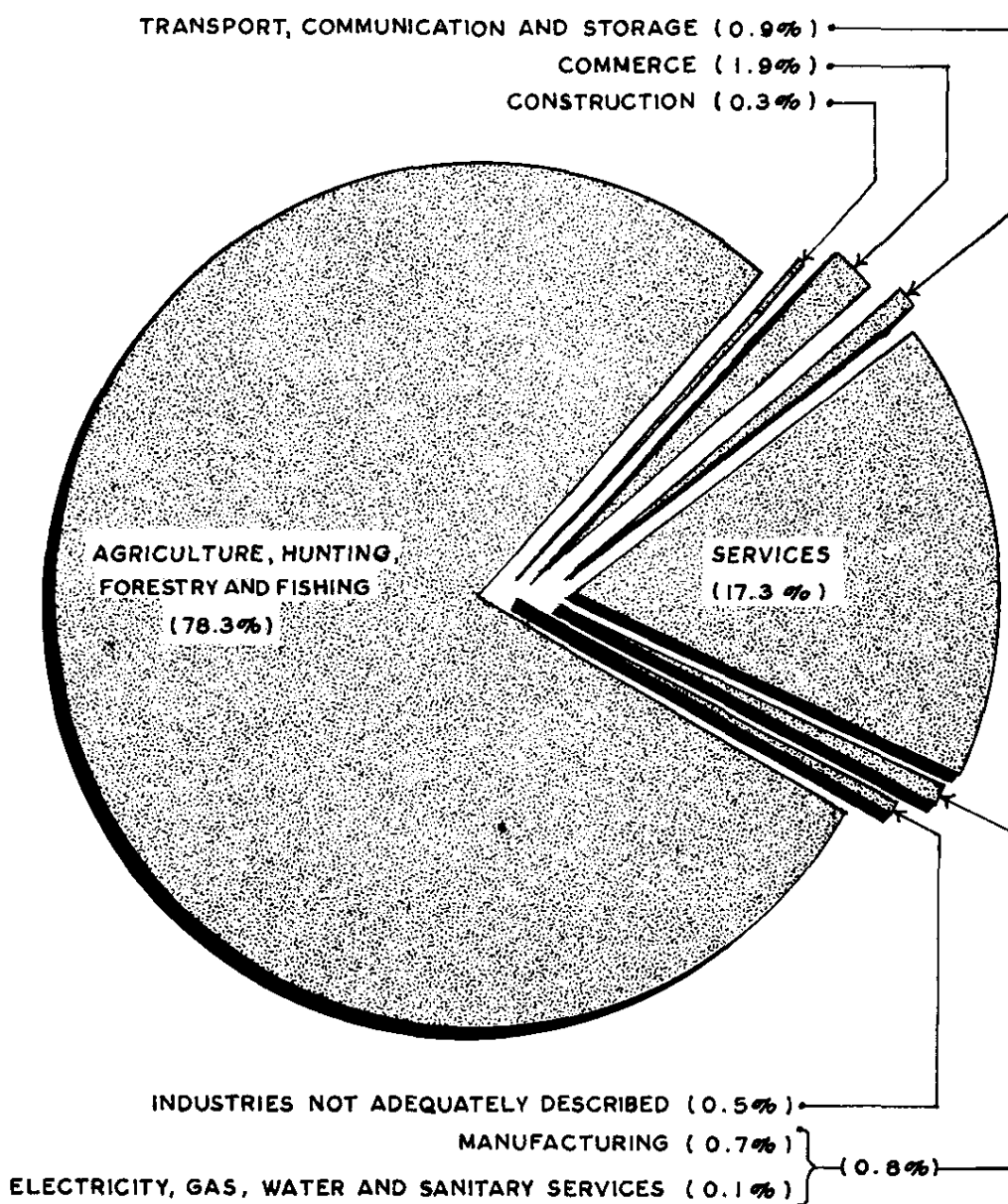
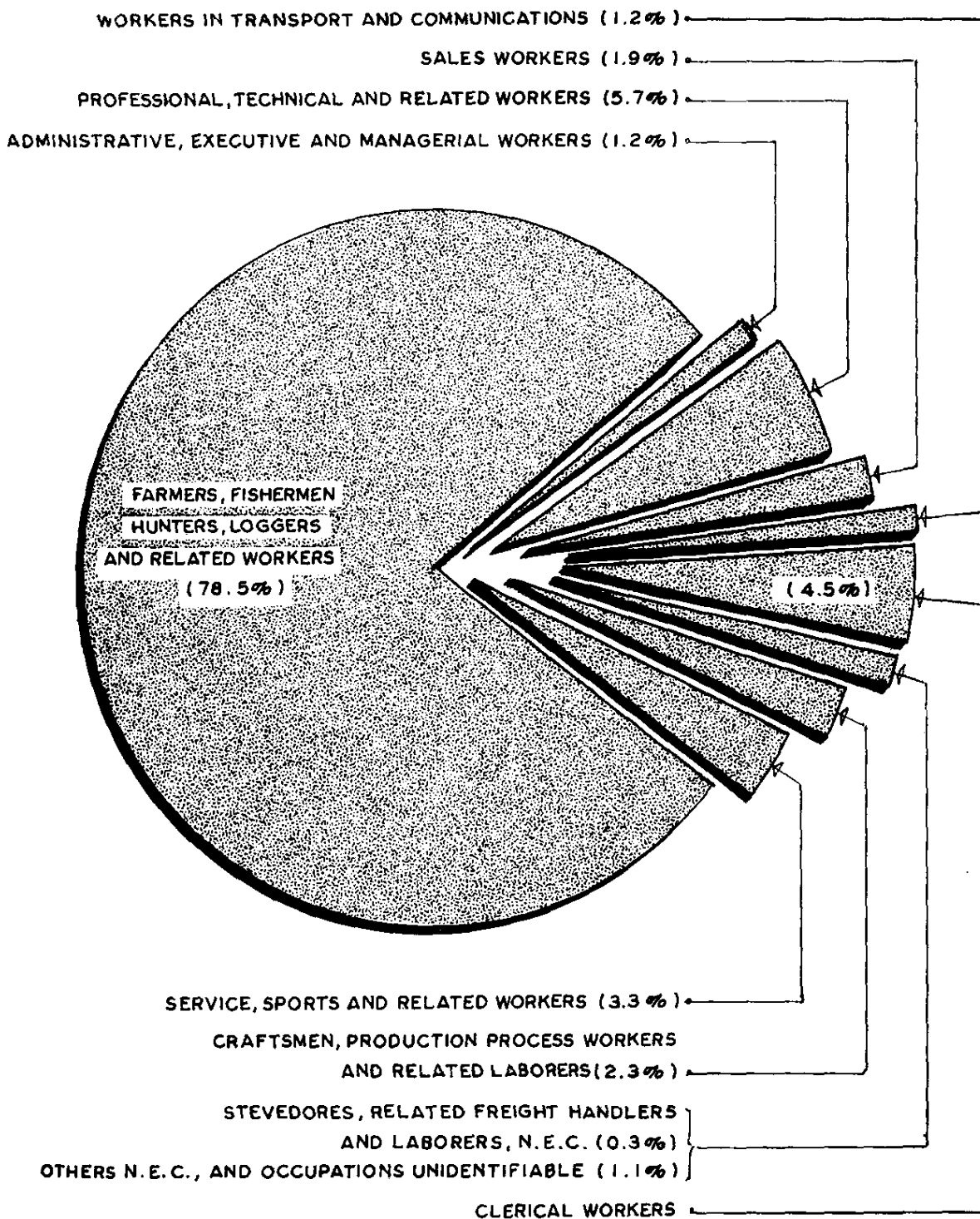


Figure 4 – GAINFUL WORKERS 10 YEARS OLD AND OVER  
 BY MAJOR AND MINOR OCCUPATION GROUPS  
 BATANES : 1975



**DETAILED TABLES**



# BATANES

TABLE 1. POPULATION ENUMERATED IN VARIOUS CENSUSES: 1903 - 1975

PROVINCE/ MUNICIPALITY	1903 MAR. 2	1918 DEC. 31	1939 JAN. 1	1948 JUL. 1	1960 FEB. 15	1970 MAY 6	1975 MAY 1	POPULATION CHANGE 1975 MINUS 1970	
								DIFFERENCE	PER CENT
BATANES .....	8,293	8,214	9,512	10,705	10,309	11,398	11,870	472	4.14
MUNICIPALITY OF:									
BASCO .....	2,347	2,338	2,782	3,312	2,866	3,757	3,984	227	6.04
ITBAYAT .....	1,198	1,365	1,625	1,954	2,365	2,760	2,976	216	7.90
IYANA .....	1,856	939	965	1,083	1,039	969	942	-47	-4.75
MAHATAU .....	1,129	1,054	1,238	1,492	1,242	1,475	1,476	1	0.07
SABTANG .....	1,763	1,665	1,844	1,856	1,766	1,359	1,375	16	1.18
UYUGAN .....	-	855	1,058	1,208	1,029	1,058	1,115	57	5.39

TABLE 2. TOTAL AND HOUSEHOLD POPULATION, BY SEX, NUMBER OF HOUSEHOLDS, MUNICIPALITY AND BARANGAY, URBAN-RURAL: 1975

MUNICIPALITY/BARANGAY	TOTAL POPULATION			HOUSEHOLD POPULATION			NUMBER OF HOUSEHOLDS
	BOTH SEXES	MALE	FEMALE	BOTH SEXES	MALE	FEMALE	
BATANES*	11,870	5,990	5,880	11,839	5,977	5,858	2,279
BASCO	3,984	1,987	1,997	3,976	1,983	1,993	786
SAN ANTONIO (R)	902	445	457	902	445	457	122
KAYHUVUKAN I - KAYCHANARIAN (R)	1,517	763	754	1,513	760	753	288
KAYVULUGANAN - IHUVUK II (R)	1,341	673	668	1,337	672	665	250
SAN JUAQUIN (R)	224	106	118	224	106	118	68
ITBAYAT	2,978	1,520	1,458	2,978	1,520	1,458	521
IDIANG (PUBLACION) (R)	614	301	313	614	301	313	166
KANHANAN (PUBLACION) (R)	555	287	268	555	287	268	96
MARAPUY (PUBLACION) (R)	625	322	303	625	322	303	187
KAYNATUAN (PUBLACION) (R)	891	454	437	891	454	437	182
KAELE (R)	293	156	137	293	156	137	51
IYANA	942	474	468	933	473	460	202
TUMEL (PUBLACION) (R)	239	112	127	239	112	127	56
SAN VICENTE (R)	106	51	54	105	51	54	24
MADIAHAN (R)	303	155	148	294	154	140	61
SALAGAO (R)	295	156	139	295	156	139	62
MAHATAU	1,474	742	727	1,471	748	723	282
UYUY (PUBLACION) (R)	331	171	160	331	171	160	67
HANIB (R)	401	202	199	401	202	199	79
KAUMBARAN (R)	408	207	201	408	207	201	78
PANATAYAN (R)	336	169	167	331	168	163	67
SABTANG	1,375	701	674	1,367	699	668	365
MALAKDANG (PUBLACION) (R)	303	151	152	293	149	146	65
SIMAKAN (PUBLACION) (R)	354	190	206	346	190	206	86
UHAYAN (R)	157	80	77	157	80	77	32
NAKANMUAN (R)	103	54	49	103	54	49	21
SAYIDUG (R)	164	92	68	160	92	68	66
SUMNANGA (R)	254	134	122	256	134	122	57
UYUGAN	1,115	559	556	1,110	554	556	220
LAYUGANAN (PUBLACION) (R)	288	143	145	284	143	145	57
CAYVALUGANAN (PUBLACION) (R)	238	117	121	238	117	121	98
INNAJUB (R)	161	87	74	156	82	74	37
ITBUJ (R)	428	212	216	428	212	216	78

(U) URBAN; (R) RURAL

TABLE 3. HOUSEHOLD POPULATION AND TOTAL HOUSEHOLDS, BY NUMBER OF FAMILY NUCLEI AND SIZE OF HOUSEHOLD, URBAN-RURAL: 1975

SIZE OF HOUSEHOLD AND TYPE OF AREA	POPULATION	NUMBER OF HOUSEHOLDS BY NUMBER OF FAMILY NUCLEI					TOTAL NUMBER OF FAMILY NUCLEI
		TOTAL	0	1	2	3 4 AND OVER	
BATANES*							
ALL HOUSEHOLDS	11,835	4,279	293	1,841	138	7	2,138
SIZE							
1 .....	173	173	173	-	-	-	-
2 .....	540	270	77	193	-	-	193
3 .....	424	308	28	280	-	-	280
4 .....	1,172	293	7	273	13	-	290
5 .....	1,355	271	3	251	17	-	268
6 .....	1,476	246	1	226	18	1	265
7 .....	1,596	228	1	189	38	-	265
8 .....	1,392	174	-	153	21	-	195
9 .....	1,269	141	1	129	9	2	153
10 .....	836	83	1	76	6	-	88
11 .....	462	42	1	30	10	1	53
12 .....	252	21	-	17	2	-	27
13 .....	208	16	-	15	1	-	17
14 .....	160	10	-	7	2	-	14
15 .....	30	2	-	1	1	-	3
16 AND OVER .....	16	1	-	1	-	-	1

\*BATANES IS RURAL IN ITS ENTIRETY.

# BATANES

TABLE 4. POPULATION, BY SEX AND SINGLE-YEAR AGE CLASSIFICATION, URBAN-RURAL: 1975

AGE (YEARS)	TOTAL			AGE (YEARS)	TOTAL		
	BOTH SEXES	MALE	FEMALE		BOTH SEXES	MALE	FEMALE
BATANES*							
ALL AGES .....	11,872	5,990	5,880				
UNDER 1 .....	354	180	174				
1 - 4 .....	1,507	755	754	50 - 54 .....	399	201	198
1 .....	350	192	158	50 .....	85	45	40
2 .....	391	200	193	51 .....	85	39	46
3 .....	361	171	191	52 .....	95	52	43
4 .....	405	183	222	53 .....	61	40	41
				54 .....	53	25	28
5 - 9 .....	2,765	901	864	55 - 59 .....	575	181	194
5 .....	381	175	206	55 .....	72	35	37
6 .....	368	190	178	56 .....	89	39	50
7 .....	356	168	188	57 .....	73	30	43
8 .....	330	175	155	58 .....	70	40	30
9 .....	355	273	182	59 .....	63	30	33
10 - 14 .....	1,656	821	835	60 - 64 .....	343	161	182
10 .....	348	169	179	60 .....	72	33	39
11 .....	355	189	166	61 .....	55	22	31
12 .....	343	188	155	62 .....	60	35	25
13 .....	317	162	155	63 .....	79	39	40
14 .....	295	143	152	64 .....	75	32	43
15 - 19 .....	1,093	583	510	65 - 69 .....	294	139	155
15 .....	296	153	143	65 .....	79	20	59
16 .....	262	130	132	66 .....	47	20	27
17 .....	200	103	97	67 .....	68	34	34
18 .....	165	102	63	68 .....	58	27	31
19 .....	170	89	81	69 .....	42	22	20
20 - 24 .....	653	333	320	70 - 74 .....	280	154	144
20 .....	125	70	55	70 .....	62	33	29
21 .....	121	61	60	71 .....	64	36	28
22 .....	106	57	49	72 .....	50	31	19
23 .....	122	60	62	73 .....	60	20	40
24 .....	157	62	95	74 .....	56	20	36
25 - 29 .....	567	274	293	75 - 79 .....	140	65	75
25 .....	141	74	67	75 .....	38	14	24
26 .....	110	50	60	76 .....	27	13	14
27 .....	135	55	80	77 .....	24	12	12
28 .....	91	39	52	78 .....	27	13	14
29 .....	112	50	62	79 .....	24	9	15
30 - 34 .....	634	314	320	80 - 84 .....	59	44	55
30 .....	137	73	64	80 .....	15	7	8
31 .....	128	55	73	81 .....	20	12	8
32 .....	125	65	60	82 .....	30	12	18
33 .....	113	50	63	83 .....	15	6	9
34 .....	120	65	55	84 .....	21	7	14
35 - 39 .....	592	295	297	85 - 89 .....	56	25	31
35 .....	110	50	60	85 .....	13	7	6
36 .....	113	57	56	86 .....	10	4	6
37 .....	124	63	61	87 .....	15	6	9
38 .....	114	51	63	88 .....	7	4	3
39 .....	125	56	69	89 .....	11	5	6
40 - 44 .....	544	274	270	90 - 94 .....	22	7	15
40 .....	109	56	53	90 .....	11	3	8
41 .....	104	53	51	91 .....	4	2	2
42 .....	119	55	64	92 .....	1	1	2
43 .....	107	52	55	93 .....	3	1	2
44 .....	105	60	45	94 .....	3	1	2
45 - 49 .....	409	255	236	95 AND OVER .....	10	2	8
45 .....	108	65	43	95 .....	1	1	0
46 .....	101	44	57	96 .....	1	0	1
47 .....	80	41	39	97 .....	1	0	1
48 .....	86	46	40	98 .....	5	1	4
49 .....	106	59	47	99 AND OVER .....	2	0	2

\* BATANES IS RURAL IN ITS ENTIRETY.



# BATANES

TABLE 5. POPULATION, BY SEX, AGE GROUP AND MUNICIPALITY: 1975

MUNICIPALITY/AGE GROUP	BOTH SEXES	MALE	FEMALE	MUNICIPALITY/AGE GROUP	BOTH SEXES	MALE	FEMALE
<b>BATANES</b>							
ALL AGES .....	11,870	5,950	5,880	50 - 54 .....	30	17	19
UNDER 1 .....	354	180	174	55 - 59 .....	33	15	18
1 - 4 .....	1,567	753	754	60 - 64 .....	34	15	19
5 - 9 .....	1,765	901	864	65 - 69 .....	35	16	23
10 - 14 .....	1,656	851	805	70 - 74 .....	27	12	15
15 - 19 .....	1,093	583	510	75 - 79 .....	18	9	13
20 - 24 .....	633	333	300	80 - 84 .....	10	7	3
25 - 29 .....	567	274	293	85 AND OVER .....	7	4	3
30 - 34 .....	634	314	320				
35 - 39 .....	582	285	297	<b>MANATAU</b>			
40 - 44 .....	544	274	270	ALL AGES .....	1,470	749	727
45 - 49 .....	489	255	236	UNDER 1 .....	46	32	14
50 - 54 .....	393	201	198	1 - 4 .....	170	82	94
55 - 59 .....	375	181	194	5 - 9 .....	198	94	104
60 - 64 .....	343	161	182	10 - 14 .....	250	122	108
65 - 69 .....	294	139	155	15 - 19 .....	183	74	59
70 - 74 .....	298	154	144	20 - 24 .....	75	37	36
75 - 79 .....	140	65	75	25 - 29 .....	66	30	36
80 - 84 .....	99	44	55	30 - 34 .....	70	30	30
85 AND OVER .....	48	34	34	35 - 39 .....	75	30	37
				40 - 44 .....	77	42	35
				45 - 49 .....	52	29	23
				50 - 54 .....	57	25	34
				55 - 59 .....	52	23	29
				60 - 64 .....	40	17	23
				65 - 69 .....	39	25	14
				70 - 74 .....	35	16	23
				75 - 79 .....	25	14	11
				80 - 84 .....	13	9	8
				85 AND OVER .....	9	6	7
<b>BASCO</b>							
ALL AGES .....	3,904	1,987	1,917	<b>SABTANG</b>			
UNDER 1 .....	114	60	54	ALL AGES .....	1,375	701	674
1 - 4 .....	514	245	269	UNDER 1 .....	36	12	24
5 - 9 .....	641	311	300	1 - 4 .....	153	91	64
10 - 14 .....	591	282	289	5 - 9 .....	177	98	79
15 - 19 .....	383	190	173	10 - 14 .....	144	72	72
20 - 24 .....	202	103	99	15 - 19 .....	141	61	60
25 - 29 .....	183	91	92	20 - 24 .....	81	42	39
30 - 34 .....	221	105	116	25 - 29 .....	78	32	46
35 - 39 .....	215	101	114	30 - 34 .....	70	42	34
40 - 44 .....	196	100	96	35 - 39 .....	61	35	28
45 - 49 .....	156	83	73	40 - 44 .....	55	27	28
50 - 54 .....	112	61	51	45 - 49 .....	55	26	29
55 - 59 .....	123	60	63	50 - 54 .....	60	23	37
60 - 64 .....	94	50	44	55 - 59 .....	57	25	32
65 - 69 .....	92	47	45	60 - 64 .....	43	21	27
70 - 74 .....	93	51	42	65 - 69 .....	46	22	24
75 - 79 .....	36	19	17	70 - 74 .....	51	27	24
80 - 84 .....	21	8	13	75 - 79 .....	20	11	9
85 AND OVER .....	31	12	19	80 - 84 .....	24	9	15
				85 AND OVER .....	10	5	5
<b>ITBAYAT</b>							
ALL AGES .....	2,970	1,520	1,450	<b>UYUAN</b>			
UNDER 1 .....	92	45	43	ALL AGES .....	1,415	654	656
1 - 4 .....	399	201	198	UNDER 1 .....	39	14	25
5 - 9 .....	461	224	237	1 - 4 .....	154	61	73
10 - 14 .....	410	207	203	5 - 9 .....	165	64	81
15 - 19 .....	275	140	169	10 - 14 .....	156	70	78
20 - 24 .....	197	105	83	15 - 19 .....	85	52	33
25 - 29 .....	148	81	67	20 - 24 .....	93	41	24
30 - 34 .....	155	74	81	25 - 29 .....	50	19	31
35 - 39 .....	136	75	61	30 - 34 .....	37	14	29
40 - 44 .....	131	70	61	35 - 39 .....	56	25	31
45 - 49 .....	144	72	72	40 - 44 .....	42	15	27
50 - 54 .....	95	52	41	45 - 49 .....	56	26	30
55 - 59 .....	70	41	39	50 - 54 .....	91	25	36
60 - 64 .....	60	47	39	55 - 59 .....	34	17	17
65 - 69 .....	55	19	36	60 - 64 .....	41	23	15
70 - 74 .....	50	24	27	65 - 69 .....	27	14	13
75 - 79 .....	25	12	13	70 - 74 .....	32	19	13
80 - 84 .....	18	8	12	75 - 79 .....	14	9	4
85 AND OVER .....	11	6	15	80 - 84 .....	13	9	4
				85 AND OVER .....	10	5	5
<b>IVANA</b>							
ALL AGES .....	942	474	468				
UNDER 1 .....	27	13	14				
1 - 4 .....	109	55	50				
5 - 9 .....	155	90	63				
10 - 14 .....	125	70	55				
15 - 19 .....	76	40	36				
20 - 24 .....	37	21	16				
25 - 29 .....	40	15	25				
30 - 34 .....	49	25	24				
35 - 39 .....	51	23	28				
40 - 44 .....	63	20	23				
45 - 49 .....	42	17	15				

# BATANES

TABLE 6. POPULATION 10 YEARS OLD AND OVER, BY SEX, AGE GROUP, MARITAL STATUS AND MUNICIPALITY: 1975

SEX, AGE GROUP AND MUNICIPALITY	TOTAL	M A R I T A L   S T A T U S				
		NEVER MARRIED	MARRIED	WIDOWED	DIVORCED/ SEPARATED	NOT STATED
<b>BATANES</b>						
BOTH SEXES .....	8,244	3,959	3,821	430	33	1
10 - 14 .....	1,650	1,649	3	2	2	-
15 - 19 .....	1,093	1,064	23	4	2	-
20 - 24 .....	633	447	183	2	1	-
25 - 29 .....	567	432	325	0	-	-
30 - 34 .....	624	132	491	10	1	-
35 - 39 .....	592	98	480	13	1	-
40 - 44 .....	544	65	459	18	2	-
45 - 49 .....	489	57	408	22	2	-
50 - 54 .....	399	39	315	35	3	-
55 - 59 .....	375	34	307	31	3	-
60 - 64 .....	343	35	260	45	2	1
65 - 69 .....	294	30	215	43	2	-
70 - 74 .....	298	31	193	66	6	-
75 YEARS AND OVER .....	327	39	151	133	4	-
MALE .....	4,150	2,210	1,844	95	6	1
10 - 14 .....	851	851	-	-	-	-
15 - 19 .....	585	577	3	3	-	-
20 - 24 .....	333	287	45	1	-	-
25 - 29 .....	274	149	125	-	-	-
30 - 34 .....	314	96	216	2	-	-
35 - 39 .....	295	59	234	2	-	-
40 - 44 .....	274	44	220	3	-	-
45 - 49 .....	255	38	210	3	-	-
50 - 54 .....	201	24	167	9	1	-
55 - 59 .....	181	15	160	5	1	-
60 - 64 .....	161	17	129	13	1	1
65 - 69 .....	139	12	115	12	-	-
70 - 74 .....	154	19	126	8	1	-
75 YEARS AND OVER .....	143	22	85	30	2	-
FEMALE .....	4,090	1,749	1,977	335	27	-
10 - 14 .....	805	798	3	2	2	-
15 - 19 .....	510	487	20	1	2	-
20 - 24 .....	300	100	138	1	1	-
25 - 29 .....	235	83	204	6	-	-
30 - 34 .....	320	36	270	3	1	-
35 - 39 .....	297	39	240	11	1	-
40 - 44 .....	270	21	234	13	2	-
45 - 49 .....	236	19	190	17	2	-
50 - 54 .....	198	22	148	26	2	-
55 - 59 .....	194	19	147	20	2	-
60 - 64 .....	182	16	131	32	1	-
65 - 69 .....	155	18	104	31	2	-
70 - 74 .....	144	12	67	58	7	-
75 YEARS AND OVER .....	144	17	62	103	2	-
<b>BASCO</b>						
BOTH SEXES .....	2,747	1,302	1,245	183	10	1
10 - 14 .....	591	588	-	1	2	-
15 - 19 .....	385	370	12	-	1	-
20 - 24 .....	202	129	73	-	-	-
25 - 29 .....	183	67	110	0	-	-
30 - 34 .....	221	37	179	5	-	-
35 - 39 .....	215	30	179	3	1	-
40 - 44 .....	190	23	160	7	-	-
45 - 49 .....	150	14	128	7	1	-
50 - 54 .....	112	14	86	10	2	-
55 - 59 .....	123	3	95	10	-	-
60 - 64 .....	94	4	69	19	1	1
65 - 69 .....	92	6	68	17	1	-
70 - 74 .....	93	7	53	33	-	-
75 YEARS AND OVER .....	90	3	27	57	1	-
MALE .....	1,371	709	618	42	1	1
10 - 14 .....	302	302	-	-	-	-
15 - 19 .....	190	189	1	-	-	-
20 - 24 .....	105	78	23	-	-	-
25 - 29 .....	91	45	46	-	-	-
30 - 34 .....	105	25	79	1	-	-
35 - 39 .....	101	10	84	1	-	-
40 - 44 .....	100	14	84	2	-	-
45 - 49 .....	83	11	69	3	-	-
50 - 54 .....	61	5	30	2	-	-
55 - 59 .....	60	3	52	3	-	-
60 - 64 .....	38	2	29	3	1	1
65 - 69 .....	47	3	36	6	-	-
70 - 74 .....	51	0	41	4	-	-
75 YEARS AND OVER .....	39	4	20	15	-	-
FEMALE .....	1,374	593	631	141	9	-
10 - 14 .....	289	286	-	1	2	-
15 - 19 .....	193	181	11	-	1	-
20 - 24 .....	99	31	40	-	-	-
25 - 29 .....	92	22	64	0	-	-
30 - 34 .....	110	12	100	7	-	-
35 - 39 .....	114	14	93	4	1	-
40 - 44 .....	90	3	62	3	-	-
45 - 49 .....	67	3	33	4	1	-
50 - 54 .....	51	3	36	6	2	-
55 - 59 .....	63	3	47	13	-	-
60 - 64 .....	50	2	40	14	-	-
65 - 69 .....	43	3	33	11	1	-
70 - 74 .....	42	1	12	29	-	-
75 YEARS AND OVER .....	31	1	7	42	1	-

## BATANES

TABLE 6. POPULATION 10 YEARS OLD AND OVER, BY SEX, AGE GROUP, MARITAL STATUS AND MUNICIPALITY: 1975  
(continued)

SEX, AGE GROUP AND MUNICIPALITY	TOTAL	M A R I T A L   S T A T U S				
		NEVER MARRIED	MARRIED	WIDOWED	DIVORCED/ SEPARATED	NOT STATED
<b>I T S A Y A T</b>						
BOTH SEXES .....	2,626	1,604	918	93	9	-
10 - 14 .....	410	404	1	-	-	-
15 - 19 .....	275	200	5	1	1	-
20 - 24 .....	197	147	49	1	-	-
25 - 29 .....	148	73	75	-	-	-
30 - 34 .....	155	33	121	1	-	-
35 - 39 .....	136	19	114	3	-	-
40 - 44 .....	131	13	112	5	1	-
45 - 49 .....	144	14	122	8	-	-
50 - 54 .....	93	6	79	7	1	-
55 - 59 .....	76	2	67	6	1	-
60 - 64 .....	86	7	71	8	-	-
65 - 69 .....	55	6	40	8	1	-
70 - 74 .....	56	3	35	15	3	-
75 YEARS AND OVER .....	64	9	27	27	1	-
MALE .....	1,046	572	450	20	4	-
10 - 14 .....	207	207	-	-	-	-
15 - 19 .....	146	145	1	-	-	-
20 - 24 .....	105	95	10	1	-	-
25 - 29 .....	81	50	31	-	-	-
30 - 34 .....	74	27	47	-	-	-
35 - 39 .....	75	15	59	1	-	-
40 - 44 .....	70	11	58	1	-	-
45 - 49 .....	72	9	61	2	-	-
50 - 54 .....	52	2	47	2	1	-
55 - 59 .....	41	1	37	2	1	-
60 - 64 .....	47	3	39	3	-	-
65 - 69 .....	19	1	16	2	-	-
70 - 74 .....	29	1	25	2	1	-
75 YEARS AND OVER .....	24	5	16	2	1	-
FEMALE .....	980	437	468	70	5	-
10 - 14 .....	203	202	1	-	-	-
15 - 19 .....	129	123	4	1	1	-
20 - 24 .....	88	52	36	-	-	-
25 - 29 .....	67	23	44	-	-	-
30 - 34 .....	81	0	74	1	-	-
35 - 39 .....	61	4	55	2	-	-
40 - 44 .....	61	2	59	4	1	-
45 - 49 .....	72	5	61	0	-	-
50 - 54 .....	41	4	32	3	-	-
55 - 59 .....	35	1	30	4	-	-
60 - 64 .....	39	4	32	3	-	-
65 - 69 .....	36	5	24	6	1	-
70 - 74 .....	27	2	19	13	2	-
75 YEARS AND OVER .....	40	4	11	23	-	-
<b>L V A N A</b>						
BOTH SEXES .....	653	302	310	40	1	-
10 - 14 .....	125	125	-	-	-	-
15 - 19 .....	70	70	1	-	-	-
20 - 24 .....	37	26	9	-	-	-
25 - 29 .....	40	15	25	-	-	-
30 - 34 .....	49	11	32	3	-	-
35 - 39 .....	51	10	38	3	-	-
40 - 44 .....	43	8	34	1	-	-
45 - 49 .....	32	5	25	2	-	-
50 - 54 .....	36	5	28	3	-	-
55 - 59 .....	33	4	27	2	-	-
60 - 64 .....	34	6	21	7	-	-
65 - 69 .....	35	3	25	5	-	-
70 - 74 .....	27	3	18	5	1	-
75 YEARS AND OVER .....	35	2	24	9	-	-
MALE .....	318	165	120	5	-	-
10 - 14 .....	70	70	-	-	-	-
15 - 19 .....	40	40	-	-	-	-
20 - 24 .....	21	19	2	-	-	-
25 - 29 .....	15	8	7	-	-	-
30 - 34 .....	25	7	17	1	-	-
35 - 39 .....	23	5	18	-	-	-
40 - 44 .....	20	5	15	-	-	-
45 - 49 .....	17	2	15	-	-	-
50 - 54 .....	17	4	12	1	-	-
55 - 59 .....	15	1	14	-	-	-
60 - 64 .....	15	2	13	-	-	-
65 - 69 .....	12	-	12	-	-	-
70 - 74 .....	12	-	12	-	-	-
75 YEARS AND OVER .....	16	-	13	3	-	-
FEMALE .....	335	135	160	35	1	-
10 - 14 .....	55	55	-	-	-	-
15 - 19 .....	36	35	1	-	-	-
20 - 24 .....	16	5	7	-	-	-
25 - 29 .....	25	7	16	-	-	-
30 - 34 .....	24	4	18	2	-	-
35 - 39 .....	28	5	21	3	-	-
40 - 44 .....	23	3	19	1	-	-
45 - 49 .....	15	3	10	2	-	-
50 - 54 .....	17	1	16	2	-	-
55 - 59 .....	18	3	13	2	-	-
60 - 64 .....	14	4	8	7	-	-
65 - 69 .....	23	5	13	5	-	-
70 - 74 .....	15	3	6	5	1	-
75 YEARS AND OVER .....	14	2	11	9	-	-

# BATANES

TABLE 6. POPULATION 10 YEARS OLD AND OVER, BY SEX, AGE GROUP, MARITAL STATUS AND MUNICIPALITY: 1975  
(continued)

SEX, AGE GROUP AND MUNICIPALITY	TOTAL	M A R I T A L S T A T U S				
		NEVER MARRIED	MARRIED	WIDOWED	DIVORCED/ SEPARATED	NOT STATED
MARHATAG						
BOTH SEXES .....	1,356	909	487	51	9	-
10 - 14 .....	230	228	2	-	-	-
15 - 19 .....	135	130	5	1	-	-
20 - 24 .....	75	52	21	-	-	-
25 - 29 .....	68	28	40	-	-	-
30 - 34 .....	70	21	49	-	1	-
35 - 39 .....	73	11	61	1	-	-
40 - 44 .....	77	6	68	2	1	-
45 - 49 .....	52	7	43	1	1	-
50 - 54 .....	57	0	46	5	-	-
55 - 59 .....	52	4	42	5	1	-
60 - 64 .....	40	6	32	1	1	-
65 - 69 .....	39	1	32	6	-	-
70 - 74 .....	39	1	27	6	5	-
75 YEARS AND OVER .....	47	8	17	21	1	-
MALE .....	541	291	241	9	-	-
10 - 14 .....	122	122	-	-	-	-
15 - 19 .....	74	72	1	1	-	-
20 - 24 .....	37	30	1	-	-	-
25 - 29 .....	30	19	17	-	-	-
30 - 34 .....	40	13	27	-	-	-
35 - 39 .....	30	0	28	-	-	-
40 - 44 .....	42	3	38	1	-	-
45 - 49 .....	29	5	24	-	-	-
50 - 54 .....	23	2	20	1	-	-
55 - 59 .....	23	1	22	-	-	-
60 - 64 .....	17	3	14	-	-	-
65 - 69 .....	23	1	23	1	-	-
70 - 74 .....	16	-	15	1	-	-
75 YEARS AND OVER .....	21	4	13	4	-	-
FEMALE .....	515	218	246	42	9	-
10 - 14 .....	108	106	2	-	-	-
15 - 19 .....	59	58	1	-	-	-
20 - 24 .....	30	10	20	-	-	-
25 - 29 .....	32	5	23	-	-	-
30 - 34 .....	30	8	21	-	1	-
35 - 39 .....	37	3	33	1	-	-
40 - 44 .....	35	1	32	1	1	-
45 - 49 .....	25	2	19	1	1	-
50 - 54 .....	34	4	29	4	-	-
55 - 59 .....	29	3	26	5	1	-
60 - 64 .....	23	3	18	1	1	-
65 - 69 .....	14	-	13	1	-	-
70 - 74 .....	23	1	12	7	3	-
75 YEARS AND OVER .....	20	4	14	17	1	-
SABTANG						
BOTH SEXES .....	1,067	495	441	64	3	-
10 - 14 .....	144	143	-	1	-	-
15 - 19 .....	141	137	2	2	-	-
20 - 24 .....	81	64	15	1	1	-
25 - 29 .....	78	34	44	-	-	-
30 - 34 .....	76	19	56	1	-	-
35 - 39 .....	61	22	39	-	-	-
40 - 44 .....	55	12	40	3	-	-
45 - 49 .....	50	10	41	4	-	-
50 - 54 .....	60	8	42	10	-	-
55 - 59 .....	57	10	44	2	1	-
60 - 64 .....	48	0	33	9	-	-
65 - 69 .....	40	3	30	7	-	-
70 - 74 .....	51	15	30	5	1	-
75 YEARS AND OVER .....	54	10	25	19	-	-
MALE .....	500	285	196	19	-	-
10 - 14 .....	72	72	-	-	-	-
15 - 19 .....	81	77	-	2	-	-
20 - 24 .....	42	40	2	-	-	-
25 - 29 .....	32	21	11	-	-	-
30 - 34 .....	42	15	27	-	-	-
35 - 39 .....	35	12	23	-	-	-
40 - 44 .....	27	8	18	1	-	-
45 - 49 .....	20	7	13	-	-	-
50 - 54 .....	23	3	17	3	-	-
55 - 59 .....	25	5	20	-	-	-
60 - 64 .....	41	2	18	3	-	-
65 - 69 .....	22	5	14	3	-	-
70 - 74 .....	27	10	16	1	-	-
75 YEARS AND OVER .....	25	6	13	6	-	-
FEMALE .....	567	210	245	45	3	-
10 - 14 .....	72	71	-	1	-	-
15 - 19 .....	60	56	2	-	-	-
20 - 24 .....	39	24	13	1	1	-
25 - 29 .....	46	15	33	-	-	-
30 - 34 .....	34	4	29	1	-	-
35 - 39 .....	20	10	10	-	-	-
40 - 44 .....	20	3	16	2	-	-
45 - 49 .....	29	3	22	4	-	-
50 - 54 .....	37	5	25	7	-	-
55 - 59 .....	32	5	24	2	1	-
60 - 64 .....	27	4	17	8	-	-
65 - 69 .....	24	4	16	4	-	-
70 - 74 .....	24	5	14	4	1	-
75 YEARS AND OVER .....	27	4	12	13	-	-

# BATANES

TABLE 6. POPULATION 10 YEARS OLD AND OVER, BY SEX, AGE GROUP, MARITAL STATUS AND MUNICIPALITY: 1975  
(continued)

SEX, AGE GROUP AND MUNICIPALITY	TOTAL	M A R I T A L   S T A T U S				
		NEVER MARRIED	MARRIED	WIDOWED	DIVORCED/ SEPARATED	NOT STATED
JYJUAN						
BOTH SEXES .....	757	330	410	2	1	-
10 - 14 .....	156	150	-	-	-	-
15 - 19 .....	85	84	1	-	-	-
20 - 24 .....	43	27	16	-	-	-
25 - 29 .....	30	15	15	-	-	-
30 - 34 .....	57	11	46	-	-	-
35 - 39 .....	50	6	49	1	-	-
40 - 44 .....	42	3	39	-	-	-
45 - 49 .....	56	7	49	-	-	-
50 - 54 .....	41	7	34	-	-	-
55 - 59 .....	34	6	28	-	-	-
60 - 64 .....	41	6	34	1	-	-
65 - 69 .....	27	3	24	-	-	-
70 - 74 .....	32	2	30	-	-	-
75 YEARS AND OVER .....	37	5	31	-	1	-
MALE .....	380	190	189	-	1	-
10 - 14 .....	70	70	-	-	-	-
15 - 19 .....	52	52	-	-	-	-
20 - 24 .....	21	19	2	-	-	-
25 - 29 .....	19	6	13	-	-	-
30 - 34 .....	28	9	19	-	-	-
35 - 39 .....	25	3	22	-	-	-
40 - 44 .....	15	1	14	-	-	-
45 - 49 .....	26	4	22	-	-	-
50 - 54 .....	25	4	21	-	-	-
55 - 59 .....	17	2	15	-	-	-
60 - 64 .....	23	3	18	-	-	-
65 - 69 .....	14	2	12	-	-	-
70 - 74 .....	19	2	17	-	-	-
75 YEARS AND OVER .....	18	3	14	-	1	-
FEMALE .....	377	140	227	2	-	-
10 - 14 .....	70	70	-	-	-	-
15 - 19 .....	33	32	1	-	-	-
20 - 24 .....	22	8	14	-	-	-
25 - 29 .....	31	9	22	-	-	-
30 - 34 .....	29	2	27	-	-	-
35 - 39 .....	31	3	27	1	-	-
40 - 44 .....	27	6	21	-	-	-
45 - 49 .....	30	3	27	-	-	-
50 - 54 .....	16	3	13	-	-	-
55 - 59 .....	17	4	13	-	-	-
60 - 64 .....	10	1	9	1	-	-
65 - 69 .....	13	1	12	-	-	-
70 - 74 .....	13	-	13	-	-	-
75 YEARS AND OVER .....	19	2	17	-	-	-

National Census and Statistics Office

# BATANES

TABLE 7. POPULATION 6 YEARS OLD AND OVER, BY SEX, AGE GROUP, HIGHEST GRADE COMPLETED AND MUNICIPALITY: 1975

SEX, HIGHEST GRADE COMPLETED AND MUNICIPALITY	AGE														
	6	7	8	9	10	11	12	13	14	15					
BATANES															
ALL PERSONS 6 YEARS AND OVER	5,028	5,300	5,102	5,330	5,338	5,484	5,553	5,463	5,317	5,295	5,296				
NU GRADE COMPLETED	2,977	1,117	10	10	10	2	2	3	2	2	2				
ELEMENTARY	4,935	2,219	303	278	174	57	22	44	9	6	9				
1ST - 3RD GRADE	930	144	47	47	144	132	14	44	14	42	6				
4TH GRADE	758	39	1	1	1	1	1	1	1	1	6				
5TH GRADE	1,840	1,840	1,840	1,840	1,840	1,840	1,840	1,840	1,840	1,840	1,840				
6TH & 7TH GRADE	1,840	1,840	1,840	1,840	1,840	1,840	1,840	1,840	1,840	1,840	1,840				
HIGH SCHOOL	1,249	1,249	1,249	1,249	1,249	1,249	1,249	1,249	1,249	1,249	1,249				
1ST - 3RD YEAR	984	984	984	984	984	984	984	984	984	984	984				
4TH YEAR	265	265	265	265	265	265	265	265	265	265	265				
COLLEGE (NO DEGREE)	494	494	494	494	494	494	494	494	494	494	494				
1ST - 3RD YEAR	61	61	61	61	61	61	61	61	61	61	61				
4TH OR HIGHER	433	433	433	433	433	433	433	433	433	433	433				
ACADEMIC DEGREE HOLDER	302	302	302	302	302	302	302	302	302	302	302				
NOT STATED	84	84	84	84	84	84	84	84	84	84	84				
MALE	4,682	1,90	188	173	189	189	189	189	189	189	189				
NU GRADE COMPLETED	397	152	69	9	1	1	2	2	1	1	1				
ELEMENTARY	4,245	1,748	219	203	188	118	42	78	13	6	2				
1ST - 3RD GRADE	450	74	20	20	74	82	9	22	9	7	4				
4TH GRADE	378	19	1	1	1	1	1	1	1	1	6				
5TH GRADE	941	941	941	941	941	941	941	941	941	941	941				
6TH & 7TH GRADE	941	941	941	941	941	941	941	941	941	941	941				
HIGH SCHOOL	670	670	670	670	670	670	670	670	670	670	670				
1ST - 3RD YEAR	626	626	626	626	626	626	626	626	626	626	626				
4TH YEAR	44	44	44	44	44	44	44	44	44	44	44				
COLLEGE (NO DEGREE)	270	270	270	270	270	270	270	270	270	270	270				
1ST - 3RD YEAR	30	30	30	30	30	30	30	30	30	30	30				
4TH OR HIGHER	240	240	240	240	240	240	240	240	240	240	240				
ACADEMIC DEGREE HOLDER	42	42	42	42	42	42	42	42	42	42	42				
NOT STATED	4,746	1,900	155	155	159	159	159	159	159	159	159				
FEMALE	595	145	98	7	4	1	1	1	2	1	2				
NU GRADE COMPLETED	1,011	418	120	133	27	32	9	1	1	1	2				
ELEMENTARY	4,746	1,900	155	155	159	159	159	159	159	159	159				
1ST - 3RD GRADE	476	340	89	89	89	89	89	89	89	89	89				
4TH GRADE	899	899	899	899	899	899	899	899	899	899	899				
5TH GRADE	899	899	899	899	899	899	899	899	899	899	899				
6TH & 7TH GRADE	899	899	899	899	899	899	899	899	899	899	899				
HIGH SCHOOL	276	276	276	276	276	276	276	276	276	276	276				
1ST - 3RD YEAR	358	358	358	358	358	358	358	358	358	358	358				
4TH YEAR	218	218	218	218	218	218	218	218	218	218	218				
COLLEGE (NO DEGREE)	226	226	226	226	226	226	226	226	226	226	226				
1ST - 3RD YEAR	31	31	31	31	31	31	31	31	31	31	31				
4TH OR HIGHER	195	195	195	195	195	195	195	195	195	195	195				
ACADEMIC DEGREE HOLDER	42	42	42	42	42	42	42	42	42	42	42				
NOT STATED	5,028	5,300	5,102	5,330	5,338	5,484	5,553	5,463	5,317	5,295	5,296				

BATANES

TABLE 7. POPULATION 6 YEARS OLD AND OVER, BY SEX, AGE GROUP, HIGHEST GRADE COMPLETED AND MUNICIPALITY: 1975

SEX, HIGHEST GRADE COMPLETED AND MUNICIPALITY	A C B											35 AND OVER
	16	17	18	19	20	21	22	23	24	25 - 29	30 - 34	
BATANES												
BOTH SEXES	262	200	165	170	125	121	108	122	157	507	634	3,481
NO GRADE COMPLETED	-	1	-	1	-	2	-	2	8	8	6	513
ELEMENTARY	6	2	8	4	5	3	4	4	5	16	19	780
1ST - 3RD GRADE	3	1	2	1	2	2	3	2	2	23	2	470
4TH GRADE	5	3	5	3	7	2	5	10	4	28	35	236
5TH GRADE	28	27	19	26	19	28	24	23	31	157	245	814
6TH & 7TH GRADE												
HIGH SCHOOL	139	68	42	51	30	20	16	21	26	58	70	184
1ST - 3RD YEAR	75	85	60	57	50	29	28	19	28	127	102	280
4TH YEAR												
COLLEGE (NO DEGREE)	5	13	28	24	20	23	17	17	22	79	70	128
1ST - 3RD YEAR	-	-	-	3	1	3	2	3	5	15	10	19
4TH OR HIGHER												
ACADEMIC DEGREE HOLDER	-	-	-	-	1	9	8	19	21	54	40	180
NOT STATED	1	-	1	-	1	-	1	-	-	2	6	54
MALE	156	108	102	89	70	61	57	60	85	274	314	1,881
NO GRADE COMPLETED	-	1	-	-	-	2	-	1	2	3	4	164
ELEMENTARY	1	1	5	1	-	2	3	1	3	9	9	285
1ST - 3RD GRADE	1	1	2	1	1	1	2	1	1	11	12	268
4TH GRADE	5	1	4	1	4	1	4	5	4	16	11	128
5TH GRADE	21	18	12	17	9	12	12	10	15	61	105	460
6TH & 7TH GRADE												
HIGH SCHOOL	78	36	29	29	21	12	5	10	14	29	36	116
1ST - 3RD YEAR	30	42	38	29	26	16	19	15	27	77	72	235
4TH YEAR												
COLLEGE (NO DEGREE)	-	8	12	10	8	13	7	10	10	39	41	117
1ST - 3RD YEAR	-	-	-	1	1	1	1	1	2	9	2	12
4TH OR HIGHER												
ACADEMIC DEGREE HOLDER	-	-	-	-	-	2	4	7	8	18	18	81
NOT STATED	1	-	-	-	-	-	-	-	-	2	4	24
FEMALE	126	97	63	81	55	60	51	62	72	293	320	1,600
NO GRADE COMPLETED	-	-	-	1	-	-	-	1	1	5	2	233
ELEMENTARY	3	1	3	3	4	-	1	3	2	7	10	425
1ST - 3RD GRADE	3	-	1	2	1	2	1	2	2	12	19	262
4TH GRADE	-	2	1	2	3	2	1	5	2	12	24	198
5TH GRADE	7	9	7	9	10	16	12	12	16	96	140	388
6TH & 7TH GRADE												
HIGH SCHOOL	61	32	13	22	9	8	11	11	12	29	44	68
1ST - 3RD YEAR	45	63	22	28	14	13	9	4	11	50	30	125
4TH YEAR												
COLLEGE (NO DEGREE)	5	10	16	14	12	10	10	7	12	40	29	81
1ST - 3RD YEAR	-	-	-	2	-	2	1	2	3	6	8	7
4TH OR HIGHER												
ACADEMIC DEGREE HOLDER	-	-	-	-	2	7	4	12	12	36	22	80
NOT STATED	1	-	1	-	2	-	1	-	-	-	2	28

BATANES

TABLE 7. POPULATION 6 YEARS OLD AND OVER, BY SEX, AGE GROUP, HIGHEST GRADE COMPLETED AND MUNICIPALITY: 1975

(continued)

SEX, HIGHEST GRADE COMPLETED AND MUNICIPALITY	ALL PERSONS 6 YEARS AND OVER														
	6	7	8	9	10	11	12	13	14	15	16	17	18	19	20
BASCO															
BOTH SEXES	3,424	115	118	114	126	113	129	122	101	106					
NO GRADE COMPLETED	363	45	6	3	-	1	-	-	1	4					
ELEMENTARY															
1ST - 3RD GRADE	615	72	109	99	61	15	4	2	1	2					
4TH GRADE	261	-	-	11	53	39	17	5	4	1					
5TH GRADE	231	-	-	-	12	45	33	15	5	6					
6TH & 7TH GRADE	425	-	-	-	-	13	36	52	12	7					
HIGH SCHOOL															
1ST - 3RD YEAR	467	-	-	-	-	-	19	40	78	75					
4TH YEAR	326	-	-	-	-	-	-	-	-	11					
COLLEGE (NO DEGREE)															
1ST - 3RD YEAR	275	-	-	-	-	-	-	-	-	-					
4TH OR HIGHER	30	-	-	-	-	-	-	-	-	-					
ACADEMIC DEGREE HOLDER	162	-	-	-	-	-	-	-	-	-					
NOT STATED	33	-	3	1	-	-	1	-	-	2					
MALE	1,618	67	63	56	72	60	59	54	53	50					
NO GRADE COMPLETED	144	57	4	2	-	-	-	-	-	-					
ELEMENTARY															
1ST - 3RD GRADE	289	10	58	49	34	8	7	2	1	1					
4TH GRADE	152	-	-	5	31	23	17	2	3	1					
5TH GRADE	117	-	-	-	7	16	28	9	3	3					
6TH & 7TH GRADE	201	-	-	-	-	1	13	23	7	4					
HIGH SCHOOL															
1ST - 3RD YEAR	245	-	-	-	-	-	7	42	38	36					
4TH YEAR	228	-	-	-	-	-	-	-	-	5					
COLLEGE (NO DEGREE)															
1ST - 3RD YEAR	144	-	-	-	-	-	-	-	-	-					
4TH OR HIGHER	16	-	-	-	-	-	-	-	-	-					
ACADEMIC DEGREE HOLDER	86	-	-	-	-	-	-	-	-	-					
NOT STATED	17	-	-	-	-	-	-	-	-	-					
FEMALE	1,606	65	55	58	54	53	70	64	48	56					
NO GRADE COMPLETED	219	58	2	1	-	1	-	-	1	2					
ELEMENTARY															
1ST - 3RD GRADE	427	7	51	50	27	7	4	-	-	1					
4TH GRADE	129	-	-	6	22	12	10	3	1	1					
5TH GRADE	125	-	-	-	5	27	27	6	1	3					
6TH & 7TH GRADE	224	-	-	-	-	6	16	29	5	3					
HIGH SCHOOL															
1ST - 3RD YEAR	222	-	-	-	-	-	12	26	40	39					
4TH YEAR	128	-	-	-	-	-	-	-	-	8					
COLLEGE (NO DEGREE)															
1ST - 3RD YEAR	131	-	-	-	-	-	-	-	-	-					
4TH OR HIGHER	14	-	-	-	-	-	-	-	-	-					
ACADEMIC DEGREE HOLDER	76	-	-	-	-	-	-	-	-	-					
NOT STATED	16	-	2	1	-	-	1	-	-	1					



BATANES

TABLE 7. POPULATION 6 YEARS OLD AND OVER, BY SEX, AGE GROUP, HIGHEST GRADE COMPLETED AND MUNICIPALITY, 1975

(continued)

SEX, HIGHEST GRADE COMPLETED AND MUNICIPALITY	A G E															1,165
	16	17	18	19	20	21	22	23	24	25 - 29	30 - 34	35	40	45	ANU OVER	
BASCO																
BOTH SEXES .....	100	67	68	62	62	63	34	37	30	183	221	1,165				
NO GRADE COMPLETED .....	-	-	-	-	-	-	-	1	1	3	2	185				
ELEMENTARY .....	-	-	1	2	2	2	1	1	1	5	5	214				
1ST - 3RD GRADE .....	-	-	1	2	2	2	1	1	1	5	5	110				
4TH GRADE .....	-	-	1	1	1	1	1	1	1	1	1	58				
5TH GRADE .....	3	1	1	2	3	3	2	2	2	34	61	181				
6TH & 7TH GRADE .....	4	4	1	3	4	4	0	4	8							
HIGH SCHOOL .....	64	22	32	18	12	12	3	2	6	11	10	69				
1ST - 3RD YEAR .....	29	32	43	19	12	12	0	3	8	47	35	129				
4TH YEAR .....	-	-	-	-	-	-	10	3	0	4	2	11				
COLLEGE (NO DEGREE) .....	3	0	19	16	10	11	0	11	11	44	40	94				
1ST - 3RD YEAR .....	-	-	-	1	1	1	1	3	1	4	6	14				
4TH OR HIGHER .....	-	-	-	-	-	-	-	-	-	-	-	-				
ACADEMIC DEGREE HOLDER .....	-	-	-	-	-	-	2	10	11	20	22	93				
NOT STATED .....	-	-	-	-	1	1	-	-	-	1	3	21				
MALE .....	55	27	31	10	21	18	18	10	26	91	105	580				
NO GRADE COMPLETED .....	-	-	-	-	-	-	-	1	1	-	2	52				
ELEMENTARY .....	-	-	1	-	-	-	1	1	1	1	-	85				
1ST - 3RD GRADE .....	-	-	1	-	-	-	1	1	1	1	-	5				
4TH GRADE .....	3	-	1	1	1	1	-	1	1	4	2	30				
5TH GRADE .....	3	-	1	1	1	1	2	1	1	1	2	14				
6TH & 7TH GRADE .....	3	2	1	-	-	2	2	1	2	13	21	94				
HIGH SCHOOL .....	33	11	8	8	9	9	1	1	3	3	16	44				
1ST - 3RD YEAR .....	14	13	10	10	5	4	8	3	7	32	23	94				
4TH YEAR .....	-	-	-	-	-	-	-	-	-	-	-	-				
COLLEGE (NO DEGREE) .....	-	1	9	7	3	3	3	7	6	19	23	60				
1ST - 3RD YEAR .....	-	-	-	-	1	1	1	1	1	2	2	6				
4TH OR HIGHER .....	-	-	-	-	-	-	-	-	-	-	-	-				
ACADEMIC DEGREE HOLDER .....	-	-	-	-	-	-	1	1	3	10	9	56				
NOT STATED .....	-	-	-	-	-	-	-	-	-	1	2	12				
FEMALE .....	45	40	37	35	22	20	16	19	22	92	116	585				
NO GRADE COMPLETED .....	-	-	-	-	-	-	-	-	-	3	-	134				
ELEMENTARY .....	-	-	-	2	2	2	-	1	1	4	3	129				
1ST - 3RD GRADE .....	-	-	-	-	-	-	1	1	1	1	1	64				
4TH GRADE .....	-	-	-	1	1	1	1	1	1	3	6	38				
5TH GRADE .....	1	1	-	1	-	2	4	3	6	21	40	127				
6TH & 7TH GRADE .....	-	-	-	-	-	-	-	-	-	-	-	-				
HIGH SCHOOL .....	26	11	4	10	3	3	2	1	3	8	12	25				
1ST - 3RD YEAR .....	15	13	3	9	7	7	4	2	1	15	12	35				
4TH YEAR .....	-	-	-	-	-	-	-	-	-	-	-	-				
COLLEGE (NO DEGREE) .....	3	7	10	9	3	3	5	4	5	25	27	64				
1ST - 3RD YEAR .....	-	-	-	1	1	1	-	2	1	2	4	13				
4TH OR HIGHER .....	-	-	-	-	-	-	-	-	-	-	-	-				
ACADEMIC DEGREE HOLDER .....	-	-	-	-	-	-	1	1	7	5	10	37				
NOT STATED .....	-	-	-	-	-	-	-	-	-	-	-	-				

BATANES

TABLE 7. POPULATION 6 YEARS OLD AND OVER, BY SEX, AGE GROUP, HIGHEST GRADE COMPLETED AND MUNICIPALITY: 1975  
(continued)

SEX, HIGHEST GRADE COMPLETED AND MUNICIPALITY	A G E														
	6	7	8	9	10	11	12	13	14	15					
ATBAYAT															
ALL PERSONS 6 YEARS AND OVER	21352	91	92	91	78	97	82	83	70	70					
BOTh SEXES															
NO GRADE COMPLETED	269	40	7	6	1	-	1	-	-	-					
ELEMENTARY															
1ST - 3RD GRADE	455	51	81	73	48	23	6	4	2	2					
4TH GRADE	232	-	22	12	22	40	12	4	5	3					
5TH GRADE	198	-	-	-	7	30	23	21	7	3					
6TH & 7TH GRADE	525	-	-	-	-	4	38	33	19	15					
HIGH SCHOOL															
1ST - 3RD YEAR	296	-	-	-	-	-	2	21	37	45					
4TH YEAR	291	-	-	-	-	-	-	-	-	2					
COLLEGE (NO DEGREE)															
1ST - 3RD YEAR	66	-	-	-	-	-	-	-	-	-					
4TH OR HIGHER	13	-	-	-	-	-	-	-	-	-					
ACADEMIC DEGREE HOLDER	26	-	-	-	-	-	-	-	-	-					
NOT STATED	21	-	4	-	-	-	-	-	-	-					
MALE	11226	46	48	46	40	51	40	42	34	38					
NO GRADE COMPLETED	92	22	2	3	-	-	1	-	-	-					
ELEMENTARY															
1ST - 3RD GRADE	232	24	44	39	29	8	5	4	2	1					
4TH GRADE	114	-	-	4	9	26	7	2	3	3					
5TH GRADE	98	-	-	-	2	16	12	11	2	2					
6TH & 7TH GRADE	215	-	-	-	-	1	13	13	7	6					
HIGH SCHOOL															
1ST - 3RD YEAR	157	-	-	-	-	-	2	10	20	23					
4TH YEAR	188	-	-	-	-	-	-	-	-	1					
COLLEGE (NO DEGREE)															
1ST - 3RD YEAR	42	-	-	-	-	-	-	-	-	-					
4TH OR HIGHER	5	-	-	-	-	-	-	-	-	-					
ACADEMIC DEGREE HOLDER	11	-	-	-	-	-	-	-	-	-					
NOT STATED	9	-	2	-	-	-	-	-	-	-					
FEMALE	11166	45	44	45	38	46	42	41	36	32					
NO GRADE COMPLETED	177	18	5	3	1	-	-	-	-	-					
ELEMENTARY															
1ST - 3RD GRADE	223	27	37	36	19	15	1	-	-	1					
4TH GRADE	114	-	-	8	13	5	2	2	5	-					
5TH GRADE	103	-	-	-	5	14	11	10	5	1					
6TH & 7TH GRADE	250	-	-	-	-	3	25	18	12	7					
HIGH SCHOOL															
1ST - 3RD YEAR	137	-	-	-	-	-	-	11	17	22					
4TH YEAR	103	-	-	-	-	-	-	-	-	1					
COLLEGE (NO DEGREE)															
1ST - 3RD YEAR	24	-	-	-	-	-	-	-	-	-					
4TH OR HIGHER	8	-	-	-	-	-	-	-	-	-					
ACADEMIC DEGREE HOLDER	15	-	-	-	-	-	-	-	-	-					
NOT STATED	14	-	2	-	-	-	-	-	-	-					

BATANES

TABLE 7. POPULATION 6 YEARS OLD AND OVER, BY SEX, AGE GROUP, HIGHEST GRADE COMPLETED AND MUNICIPALITY: 1975

SEX, HIGHEST GRADE COMPLETED AND MUNICIPALITY	A											B
	10	17	18	19	20	21	22	23	24	25 - 29	30 - 34	35 AND OVER
ITBAYAT												
BOTH SEXES	63	51	47	44	40	39	34	20	58	148	125	961
NO GRADE COMPLETED	-	-	-	1	-	1	-	1	1	3	4	120
ELEMENTARY	2	2	2	2	1	1	2	7	4	6	3	133
1ST - 3RD GRADE	1	1	1	1	-	1	1	1	-	7	2	119
4TH GRADE	1	1	1	-	3	1	2	5	1	2	10	12
5TH GRADE	1	1	1	-	3	1	2	5	1	2	10	12
6TH & 7TH GRADE	11	9	5	6	6	6	6	7	14	39	64	283
HIGH SCHOOL	30	18	14	15	6	11	4	5	9	21	21	37
1ST - 3RD YEAR	17	22	23	19	10	13	14	7	18	40	51	67
COLLEGE (NO DEGREE)	-	-	1	1	5	5	4	-	8	14	9	20
1ST - 3RD YEAR	-	-	-	-	-	-	-	-	2	4	2	5
4TH OR HIGHER	-	-	-	-	-	-	-	-	-	-	-	-
ACADEMIC DEGREE HOLDER	-	-	-	-	-	-	1	-	1	4	7	13
NOT STATED	1	-	1	-	-	-	-	-	-	1	2	14
MALE	34	26	20	22	23	20	19	10	32	81	74	639
NO GRADE COMPLETED	-	-	-	-	-	1	-	-	1	2	2	22
ELEMENTARY	-	-	1	1	-	1	1	-	2	4	3	69
1ST - 3RD GRADE	-	1	1	-	-	-	1	-	-	5	2	34
4TH GRADE	-	1	1	-	1	-	2	3	1	5	2	34
5TH GRADE	1	-	1	4	5	2	4	3	10	18	23	148
6TH & 7TH GRADE	6	8	1	4	5	2	4	3	10	18	23	148
HIGH SCHOOL	19	7	9	6	3	4	1	3	4	12	10	24
1ST - 3RD YEAR	7	10	12	6	12	6	9	7	11	23	22	58
COLLEGE (NO DEGREE)	-	-	-	-	-	-	-	-	-	-	-	-
1ST - 3RD YEAR	-	-	-	-	-	-	-	-	-	-	-	-
4TH OR HIGHER	-	-	-	-	-	-	-	-	-	-	-	-
ACADEMIC DEGREE HOLDER	-	-	-	-	-	-	-	-	-	-	-	-
NOT STATED	1	-	-	-	-	-	-	-	-	1	1	4
FEMALE	29	25	26	22	18	19	15	10	26	67	61	622
NO GRADE COMPLETED	-	-	-	1	-	-	-	1	-	1	2	98
ELEMENTARY	2	-	1	1	1	-	1	-	2	2	-	24
1ST - 3RD GRADE	1	-	-	-	-	-	-	-	-	-	-	65
4TH GRADE	1	1	1	-	2	1	1	2	1	4	8	38
5TH GRADE	1	1	1	2	3	4	2	4	4	21	41	95
6TH & 7TH GRADE	5	1	2	2	3	4	2	4	4	21	41	95
HIGH SCHOOL	11	11	5	7	3	7	3	2	5	9	11	13
1ST - 3RD YEAR	10	12	11	11	6	5	5	-	7	12	9	9
COLLEGE (NO DEGREE)	-	-	-	-	2	1	3	-	5	8	2	8
1ST - 3RD YEAR	-	-	-	-	-	-	-	-	2	1	2	3
4TH OR HIGHER	-	-	-	-	-	-	-	-	-	-	-	-
ACADEMIC DEGREE HOLDER	-	-	-	-	-	-	1	-	1	2	5	6
NOT STATED	-	-	-	-	-	-	-	-	-	-	-	-

National Census and Statistics Office

BATANES

TABLE 7. POPULATION 6 YEARS OLD AND OVER, BY SEX, AGE GROUP, HIGHEST GRADE COMPLETED AND MUNICIPALITY, 1975

SEX, HIGHEST GRADE COMPLETED AND MUNICIPALITY	AGE														
	6	7	8	9	10	11	12	13	14	15	16	17	18	19	20
JVANA															
ALL PERSONS 6 YEARS AND OVER	771	30	29	29	21	31	23	29	21	21	21	29	21	21	20
BOTH SEXES	771	30	29	29	21	31	23	29	21	21	21	29	21	21	20
NO GRADE COMPLETED	54	4	1	1	-	-	1	1	-	-	-	1	1	-	-
ELEMENTARY	150	31	28	27	10	2	-	-	10	2	-	-	-	-	-
1ST - 3RD GRADE	62	-	-	2	10	14	-	-	10	2	-	-	-	-	-
4TH GRADE	49	-	-	-	1	11	12	2	1	11	2	-	-	-	-
5TH GRADE	180	-	-	-	-	4	10	10	-	4	3	-	-	-	-
6TH & 7TH GRADE	-	-	-	-	-	-	-	-	-	-	-	-	-	-	-
HIGH SCHOOL	111	-	-	-	-	-	-	-	-	-	-	-	16	18	18
1ST - 3RD YEAR	72	-	-	-	-	-	-	-	-	-	-	-	-	18	18
4TH YEAR	-	-	-	-	-	-	-	-	-	-	-	-	-	6	6
COLLEGE (NO DEGREE)	42	-	-	-	-	-	-	-	-	-	-	-	-	-	-
1ST - 3RD YEAR	4	-	-	-	-	-	-	-	-	-	-	-	-	-	-
4TH OR HIGHER	-	-	-	-	-	-	-	-	-	-	-	-	-	-	-
ACADEMIC DEGREE HOLDER	36	-	-	-	-	-	-	-	-	-	-	-	-	-	-
NOT STATED	3	-	-	-	-	-	-	-	-	-	-	-	-	-	-
MALE	387	16	17	19	12	19	11	14	14	14	14	14	14	14	14
NO GRADE COMPLETED	22	3	1	-	-	-	-	-	-	-	-	-	-	-	-
ELEMENTARY	81	15	16	14	5	1	-	-	5	1	-	-	-	-	-
1ST - 3RD GRADE	28	-	-	2	6	8	6	2	1	8	2	-	-	-	-
4TH GRADE	24	-	-	-	-	1	6	2	-	1	2	-	-	-	-
5TH GRADE	85	-	-	-	-	-	5	9	-	2	-	-	-	-	-
6TH & 7TH GRADE	-	-	-	-	-	-	-	-	-	-	-	-	-	-	-
HIGH SCHOOL	58	-	-	-	-	-	-	-	-	-	-	8	12	10	3
1ST - 3RD YEAR	39	-	-	-	-	-	-	-	-	-	-	-	-	-	-
4TH YEAR	-	-	-	-	-	-	-	-	-	-	-	-	-	-	-
COLLEGE (NO DEGREE)	23	-	-	-	-	-	-	-	-	-	-	-	-	-	-
1ST - 3RD YEAR	2	-	-	-	-	-	-	-	-	-	-	-	-	-	-
4TH OR HIGHER	-	-	-	-	-	-	-	-	-	-	-	-	-	-	-
ACADEMIC DEGREE HOLDER	18	-	-	-	-	-	-	-	-	-	-	-	-	-	-
NOT STATED	3	-	-	-	-	-	-	-	-	-	-	-	-	-	-
FEMALE	384	17	12	19	9	12	12	15	7	7	7	15	7	12	12
NO GRADE COMPLETED	32	1	-	-	-	-	1	1	-	-	-	1	1	-	-
ELEMENTARY	77	16	12	8	5	1	-	-	5	1	-	-	-	-	-
1ST - 3RD GRADE	36	-	-	2	4	6	-	-	4	6	-	-	-	-	-
4TH GRADE	25	-	-	-	-	3	8	3	-	3	-	-	-	-	-
5TH GRADE	91	-	-	-	-	2	10	5	-	2	1	1	1	1	1
6TH & 7TH GRADE	-	-	-	-	-	-	-	-	-	-	-	-	-	-	-
HIGH SCHOOL	53	-	-	-	-	-	-	-	-	-	-	10	6	8	8
1ST - 3RD YEAR	33	-	-	-	-	-	-	-	-	-	-	-	-	8	8
4TH YEAR	-	-	-	-	-	-	-	-	-	-	-	-	-	6	6
COLLEGE (NO DEGREE)	19	-	-	-	-	-	-	-	-	-	-	-	-	-	-
1ST - 3RD YEAR	2	-	-	-	-	-	-	-	-	-	-	-	-	-	-
4TH OR HIGHER	-	-	-	-	-	-	-	-	-	-	-	-	-	-	-
ACADEMIC DEGREE HOLDER	18	-	-	-	-	-	-	-	-	-	-	-	-	-	-
NOT STATED	-	-	-	-	-	-	-	-	-	-	-	-	-	-	-

BATANES

TABLE 7. POPULATION 6 YEARS OLD AND OVER, BY SEX, AGE GROUP, HIGHEST GRADE COMPLETED AND MUNICIPALITY: 1975

SEX, HIGHEST GRADE COMPLETED AND MUNICIPALITY	A												35 AND OVER
	16	17	18	19	20	21	22	23	24	25 - 29	30 - 34		
IVANA													
BOTH SEXES	11	13	14	12	9	9	6	10	7	40	49	326	
NO GRADE COMPLETED	-	-	-	-	-	-	-	-	-	-	-	32	
ELEMENTARY	-	-	-	-	-	-	-	-	-	-	5	45	
1ST - 3RD GRADE	-	-	-	-	-	-	-	-	-	-	5	32	
4TH GRADE	-	-	-	-	-	-	-	-	-	1	3	18	
5TH GRADE	-	-	-	-	-	-	-	-	-	1	3	18	
6TH & 7TH GRADE	-	1	4	4	2	-	1	2	1	12	25	101	
HIGH SCHOOL	6	8	2	1	4	-	2	1	3	6	4	27	
1ST - 3RD YEAR	5	7	7	3	1	-	-	3	1	8	5	28	
4TH YEAR	-	-	-	-	-	-	-	-	-	-	-	-	
SUCCEED (NO DEGREE)	-	2	1	2	2	2	1	-	-	4	3	25	
1ST - 3RD YEAR	-	-	-	2	2	-	1	-	-	-	-	-	
4TH OR HIGHER	-	-	-	-	-	-	-	-	1	-	-	-	
ACADEMIC DEGREE HOLDER	-	-	-	-	-	2	1	4	1	9	2	17	
NOT STATED	-	-	-	-	-	-	-	-	-	-	-	8	
MALE	3	7	7	9	5	4	2	6	4	15	25	162	
NO GRADE COMPLETED	-	-	-	-	-	-	-	-	-	-	-	9	
ELEMENTARY	-	-	-	-	-	-	-	-	-	-	-	15	
1ST - 3RD GRADE	-	-	-	-	-	-	-	-	-	-	-	16	
4TH GRADE	-	-	-	-	-	-	-	-	-	1	1	5	
5TH GRADE	-	-	-	-	-	-	-	-	-	3	11	52	
6TH & 7TH GRADE	-	-	-	-	-	-	-	-	-	-	-	-	
HIGH SCHOOL	2	2	-	1	2	-	-	1	2	4	2	14	
1ST - 3RD YEAR	1	3	4	2	1	1	-	2	1	4	3	12	
4TH YEAR	-	-	-	-	-	-	-	-	-	-	-	-	
COLLEGE (NO DEGREE)	-	-	-	2	1	2	1	-	-	2	2	13	
1ST - 3RD YEAR	-	-	-	2	1	-	-	-	1	-	-	-	
4TH OR HIGHER	-	-	-	-	-	-	-	-	-	-	-	-	
ACADEMIC DEGREE HOLDER	-	-	-	-	-	1	1	3	-	1	2	10	
NOT STATED	-	-	-	-	-	-	-	-	-	-	-	3	
FEMALE	8	6	7	3	4	1	4	4	3	25	24	179	
NO GRADE COMPLETED	-	-	-	-	-	-	-	-	-	-	-	28	
ELEMENTARY	-	-	-	-	-	-	-	-	-	-	-	30	
1ST - 3RD GRADE	-	-	-	-	-	-	-	-	-	-	-	28	
4TH GRADE	-	-	-	-	-	-	-	-	-	-	-	14	
5TH GRADE	-	-	-	-	-	-	-	-	-	-	-	12	
6TH & 7TH GRADE	-	1	1	1	1	-	1	2	1	9	12	59	
HIGH SCHOOL	4	1	2	-	2	-	2	-	1	2	2	13	
1ST - 3RD YEAR	4	2	3	1	2	-	-	1	-	4	2	19	
4TH YEAR	-	-	-	-	-	-	-	-	-	-	-	-	
COLLEGE (NO DEGREE)	-	2	1	-	1	-	-	-	-	2	1	11	
1ST - 3RD YEAR	-	-	-	1	-	-	1	-	-	-	-	-	
4TH OR HIGHER	-	-	-	-	-	-	-	-	-	-	-	-	
ACADEMIC DEGREE HOLDER	-	-	-	-	-	1	-	1	1	3	7	7	
NOT STATED	-	-	-	-	-	-	-	-	-	-	-	-	

National Census and Statistics Office

BATANES

TABLE 7. POPULATION 6 YEARS OLD AND OVER, BY SEX, AGE GROUP, HIGHEST GRADE COMPLETED AND MUNICIPALITY: 1975  
(continued)

SEX, HIGHEST GRADE COMPLETED AND MUNICIPALITY	AGE														
	6	7	8	9	10	11	12	13	14	15	16	17	18	19	20
MAHATAU															
BOTH SEXES	1,215	34	41	30	50	45	45	28	56	36	-	-	-	-	-
NO GRADE COMPLETED	101	1	-	-	-	-	-	1	1	-	-	-	-	-	-
ELEMENTARY	277	33	39	26	27	5	2	1	1	1	-	-	-	-	-
1ST - 3RD GRADE	124	-	-	9	23	14	3	1	-	-	-	-	-	-	-
4TH GRADE	110	-	-	-	6	21	16	3	2	1	-	-	-	-	-
5TH GRADE	264	-	-	-	-	5	20	14	11	4	-	-	-	-	-
6TH & 7TH GRADE	-	-	-	-	-	-	-	-	-	-	-	-	-	-	-
HIGH SCHOOL	372	-	-	-	-	-	-	4	41	41	-	-	-	-	-
1ST - 8TH YEAR	104	-	-	-	-	-	-	-	-	-	-	-	-	-	-
COLLEGE (NO DEGREE)	42	-	-	-	-	-	-	-	-	-	-	-	-	-	-
1ST - 3RD YEAR	5	-	-	-	-	-	-	-	-	-	-	-	-	-	-
4TH OR HIGHER	29	-	-	-	-	-	-	-	-	-	-	-	-	-	-
ACADEMIC DEGREE HOLDER	13	-	2	1	-	-	-	-	-	-	-	-	-	-	-
NOT STATED	622	17	19	20	34	24	26	14	44	10	-	-	-	-	-
MALE	36	17	-	-	-	-	1	-	1	-	-	-	-	-	-
NO GRADE COMPLETED	117	0	19	15	17	-	-	-	1	-	-	-	-	-	-
ELEMENTARY	65	-	-	8	14	9	3	1	-	-	-	-	-	-	-
1ST - 3RD GRADE	59	-	-	-	3	14	8	1	-	-	-	-	-	-	-
4TH GRADE	138	-	-	-	-	1	10	6	4	-	-	-	-	-	-
5TH GRADE	98	-	-	-	-	-	-	4	17	14	-	-	-	-	-
6TH & 7TH GRADE	67	-	-	-	-	-	-	-	-	-	-	-	-	-	-
HIGH SCHOOL	22	-	-	-	-	-	-	-	-	-	-	-	-	-	-
1ST - 3RD YEAR	3	-	-	-	-	-	-	-	-	-	-	-	-	-	-
4TH OR HIGHER	13	-	-	-	-	-	-	-	-	-	-	-	-	-	-
ACADEMIC DEGREE HOLDER	4	-	-	1	-	-	-	-	-	-	-	-	-	-	-
NOT STATED	593	23	17	22	22	21	19	14	34	18	-	-	-	-	-
FEMALE	65	10	1	-	-	-	-	1	-	-	-	-	-	-	-
NO GRADE COMPLETED	130	5	10	13	10	5	3	1	-	-	-	-	-	-	-
ELEMENTARY	63	-	-	-	9	5	-	-	-	-	-	-	-	-	-
1ST - 3RD GRADE	51	-	-	-	3	7	4	2	1	1	-	-	-	-	-
4TH GRADE	126	-	-	-	-	4	10	6	7	1	-	-	-	-	-
5TH GRADE	74	-	-	-	-	-	-	4	24	11	-	-	-	-	-
6TH & 7TH GRADE	57	-	-	-	-	-	-	-	-	-	-	-	-	-	-
HIGH SCHOOL	26	-	-	-	-	-	-	-	-	-	-	-	-	-	-
1ST - 3RD YEAR	2	-	-	-	-	-	-	-	-	-	-	-	-	-	-
4TH OR HIGHER	14	-	-	-	-	-	-	-	-	-	-	-	-	-	-
ACADEMIC DEGREE HOLDER	9	-	-	-	-	-	-	-	-	-	-	-	-	-	-
NOT STATED	-	-	-	-	-	-	-	-	-	-	-	-	-	-	-

BATANES

TABLE 7. POPULATION 6 YEARS OLD AND OVER, BY SEX, AGE GROUP, HIGHEST GRADE COMPLETED AND MUNICIPALITY: 1975  
(continued)

SEX, HIGHEST GRADE COMPLETED AND MUNICIPALITY	A G F														
	16	17	18	19	20	21	22	23	24	25 - 29	30 - 34	35 AND OVER			
MAHATAO															
BOTH SEXES	20	29	19	19	15	14	15	20	42	68	76	416			
NO GRADE COMPLETED	-	-	-	-	-	-	-	-	1	1	-	60			
ELEMENTARY	-	-	-	-	-	-	-	1	-	1	2	96			
1ST - 3RD GRADE	-	-	-	-	-	-	-	-	-	4	4	68			
4TH GRADE	-	-	-	-	-	-	-	-	-	2	9	42			
5TH GRADE	2	6	7	6	4	3	4	4	3	22	34	115			
6TH & 7TH GRADE	-	-	-	-	-	-	-	-	-	-	-	-			
HIGH SCHOOL	13	9	6	9	2	1	3	5	4	9	10	23			
1ST - 3RD YEAR	11	12	5	7	6	1	-	4	4	12	8	32			
4TH YEAR	-	-	-	-	-	-	-	-	-	-	-	-			
COLLEGE (NO DEGREE)	-	-	-	-	-	-	-	-	-	-	-	-			
1ST - 3RD YEAR	-	1	1	3	1	2	1	4	-	7	4	18			
4TH OR HIGHER	-	-	-	-	-	1	-	-	-	1	1	2			
ACADEMIC DEGREE HOLDER	-	-	-	-	1	1	3	2	-	6	3	12			
NOT STATED	-	-	-	-	-	-	1	-	-	-	1	8			
MALE	9	18	15	14	8	7	8	7	7	36	40	232			
NO GRADE COMPLETED	-	-	-	-	-	-	-	-	-	1	-	16			
ELEMENTARY	-	-	-	-	-	-	-	-	-	-	1	40			
1ST - 3RD GRADE	-	-	-	-	-	-	-	-	-	-	1	28			
4TH GRADE	-	1	-	-	-	-	-	-	-	4	5	23			
5TH GRADE	2	2	6	3	1	4	2	1	1	9	17	46			
6TH & 7TH GRADE	-	-	-	-	-	-	-	-	-	-	-	-			
HIGH SCHOOL	2	3	5	5	2	1	2	2	3	6	6	16			
1ST - 3RD YEAR	2	3	4	4	3	1	-	2	3	7	6	22			
4TH YEAR	-	-	-	-	-	-	-	-	-	-	-	-			
COLLEGE (NO DEGREE)	-	-	-	-	-	-	-	-	-	-	-	-			
1ST - 3RD YEAR	-	1	-	-	1	1	1	2	-	5	2	20			
4TH OR HIGHER	-	-	-	-	-	-	-	-	-	1	-	2			
ACADEMIC DEGREE HOLDER	-	-	-	-	-	-	2	-	-	1	1	9			
NOT STATED	-	-	-	-	-	-	-	-	-	-	-	2			
FEMALE	17	11	4	9	6	7	5	13	5	32	36	246			
NO GRADE COMPLETED	-	-	-	-	-	-	-	-	1	-	-	44			
ELEMENTARY	-	-	-	-	-	-	-	1	-	-	1	56			
1ST - 3RD GRADE	-	-	-	-	-	-	-	-	-	3	5	39			
4TH GRADE	-	-	-	-	-	-	-	-	-	1	4	21			
5TH GRADE	-	-	-	-	-	-	-	-	-	13	17	50			
6TH & 7TH GRADE	-	-	-	-	-	-	-	-	-	-	-	-			
HIGH SCHOOL	3	4	1	3	1	1	1	3	1	3	4	7			
1ST - 3RD YEAR	3	3	1	2	1	-	2	1	1	5	2	10			
4TH YEAR	-	-	-	-	-	-	-	-	-	-	-	-			
COLLEGE (NO DEGREE)	-	-	-	-	-	-	-	-	-	-	-	-			
1ST - 3RD YEAR	-	-	-	-	-	1	-	2	-	2	2	6			
4TH OR HIGHER	-	-	-	-	-	7	1	-	-	-	1	-			
ACADEMIC DEGREE HOLDER	-	-	-	-	1	1	1	2	-	5	2	6			
NOT STATED	-	-	-	-	-	-	-	-	-	-	-	-			

# BATANES

TABLE 7. POPULATION 6 YEARS OLD AND OVER, BY SEX, AGE GROUP, HIGHEST GRADE COMPLETED AND MUNICIPALITY: 1975  
(continued)

SEX, HIGHEST GRADE COMPLETED AND MUNICIPALITY	A G E														
	6	7	8	9	10	11	12	13	14	15	16	17	18	19	20
SANTANG															
BIRTH SEXES .....	1,143	50	25	38	30	32	36	25	22	37	22	14	15	37	-
NO GRADE COMPLETED .....	121	18	-	-	-	1	-	-	-	-	-	-	-	-	-
ELEMENTARY .....	255	32	23	24	14	7	7	2	1	3	1	2	1	3	1
1ST - 3RD GRADE .....	155	-	-	4	9	14	7	1	2	2	1	1	1	2	1
4TH GRADE .....	89	-	-	-	7	8	12	4	2	2	2	2	2	2	2
5TH & 7TH GRADE .....	256	-	-	-	-	2	6	9	7	12	7	7	7	12	12
HIGH SCHOOL .....	102	-	-	-	-	-	-	-	-	-	-	-	-	-	-
1ST - 3RD YEAR .....	95	-	-	-	-	-	-	-	-	-	-	-	-	-	-
4TH YEAR .....	7	-	-	-	-	-	-	-	-	-	-	-	-	-	-
COLLEGE (NO DEGREE) .....	34	-	-	-	-	-	-	-	-	-	-	-	-	-	-
1ST - 3RD YEAR .....	9	-	-	-	-	-	-	-	-	-	-	-	-	-	-
4TH OR HIGHER .....	20	-	-	-	-	-	-	-	-	-	-	-	-	-	-
ACADEMIC DEGREE HOLDER .....	7	-	2	1	-	-	1	-	-	-	-	-	-	-	-
NOT STATED.....	381	19	15	17	12	19	12	17	7	20	7	7	7	20	20
MALE .....	56	14	-	-	-	1	-	-	-	-	-	-	-	-	-
NO GRADE COMPLETED .....	115	17	13	13	5	4	5	2	1	-	-	-	-	-	-
ELEMENTARY .....	68	-	-	4	3	9	4	1	1	1	1	1	1	1	1
1ST - 3RD GRADE .....	48	-	-	-	3	4	4	1	2	2	2	2	2	2	2
4TH GRADE .....	147	-	-	-	-	1	6	4	2	6	2	2	2	6	6
5TH & 7TH GRADE .....	54	-	-	-	-	-	-	-	-	-	-	-	-	-	-
1ST - 3RD YEAR .....	55	-	-	-	-	-	-	-	-	-	-	-	-	-	-
4TH YEAR .....	21	-	-	-	-	-	-	-	-	-	-	-	-	-	-
COLLEGE (NO DEGREE) .....	4	-	-	-	-	-	-	-	-	-	-	-	-	-	-
1ST - 3RD YEAR .....	8	-	-	-	-	-	-	-	-	-	-	-	-	-	-
4TH OR HIGHER .....	5	-	2	1	-	-	1	-	-	-	-	-	-	-	-
ACADEMIC DEGREE HOLDER .....	562	9	10	16	18	13	16	8	15	17	15	15	17	17	17
NOT STATED.....	65	8	-	-	-	-	-	-	-	-	-	-	-	-	-
FEMALE .....	140	15	10	11	9	3	2	-	-	-	-	-	-	-	-
NO GRADE COMPLETED .....	87	-	-	5	5	5	4	-	-	-	-	-	-	-	-
ELEMENTARY .....	41	-	-	-	4	4	4	1	1	1	1	1	1	1	1
1ST - 3RD GRADE .....	105	-	-	-	-	1	4	5	5	4	5	5	4	4	4
4TH GRADE .....	48	-	-	-	-	-	-	-	-	-	-	-	-	-	-
1ST - 3RD YEAR .....	40	-	-	-	-	-	-	-	-	-	-	-	-	-	-
4TH YEAR .....	13	-	-	-	-	-	-	-	-	-	-	-	-	-	-
COLLEGE (NO DEGREE) .....	5	-	-	-	-	-	-	-	-	-	-	-	-	-	-
1ST - 3RD YEAR .....	12	-	-	-	-	-	-	-	-	-	-	-	-	-	-
4TH OR HIGHER .....	2	-	-	-	-	-	-	-	-	-	-	-	-	-	-
ACADEMIC DEGREE HOLDER .....	2	-	-	-	-	-	-	-	-	-	-	-	-	-	-
NOT STATED.....	2	-	-	-	-	-	-	-	-	-	-	-	-	-	-



BATANES

TABLE 7. POPULATION 6 YEARS OLD AND OVER, BY SEX, AGE GROUP, HIGHEST GRADE COMPLETED AND MUNICIPALITY: 1975

SEX, HIGHEST GRADE COMPLETED AND MUNICIPALITY	(continued)											35 AND OVER
	16	17	18	19	20	21	22	23	24	25 - 29	30 - 34	
	A G E											
SABTANG												
BOTH SEXES	36	43	24	19	16	21	10	20	16	76	76	467
NO GRADE COMPLETED	-	-	-	-	-	1	-	-	-	1	-	26
ELEMENTARY	-	2	4	-	2	-	1	1	-	3	2	129
1ST - 3RD GRADE	1	-	-	-	1	-	-	-	1	7	6	64
4TH GRADE	1	-	-	-	-	-	-	-	1	1	2	39
5TH GRADE	1	-	2	-	1	-	2	-	1	1	2	36
6TH & 7TH GRADE	6	5	4	7	5	7	5	7	4	33	36	66
HIGH SCHOOL	18	6	5	5	4	9	3	2	4	5	6	8
1ST - 3RD YEAR	6	9	5	5	1	5	1	2	2	14	14	26
4TH YEAR	-	-	-	-	-	-	-	-	-	-	-	-
COLLEGE (NO DEGREE)	2	1	4	2	2	2	-	-	1	2	6	12
1ST - 3RD YEAR	-	-	-	-	-	-	-	-	1	6	1	1
4TH OR HIGHER	-	-	-	-	-	-	-	-	-	-	-	-
ACADEMIC DEGREE HOLDER	-	-	-	-	-	2	-	3	2	4	3	4
NOT STATED	-	-	-	-	-	-	-	-	-	-	-	3
MALE	24	13	13	11	10	10	5	10	7	32	42	231
NO GRADE COMPLETED	-	-	-	-	-	1	-	-	-	-	-	27
ELEMENTARY	-	1	2	-	-	-	1	1	-	2	1	42
1ST - 3RD GRADE	-	-	-	-	-	-	-	-	-	1	2	42
4TH GRADE	1	-	2	-	-	-	-	-	1	1	2	22
5TH GRADE	1	-	2	-	-	-	-	-	1	1	2	59
6TH & 7TH GRADE	6	4	1	5	3	4	4	3	2	13	20	59
HIGH SCHOOL	10	3	4	4	3	3	-	2	2	2	2	7
1ST - 3RD YEAR	5	4	2	2	1	2	-	1	1	7	11	18
4TH YEAR	-	-	-	-	-	-	-	-	-	-	-	-
COLLEGE (NO DEGREE)	-	1	2	-	-	-	-	-	-	2	4	10
1ST - 3RD YEAR	-	-	-	-	-	-	-	-	1	3	-	-
4TH OR HIGHER	-	-	-	-	-	-	-	-	-	-	-	-
ACADEMIC DEGREE HOLDER	-	-	-	-	-	-	-	1	-	2	2	3
NOT STATED	-	-	-	-	-	-	-	-	-	-	-	1
FEMALE	14	10	11	8	4	11	5	10	9	46	34	264
NO GRADE COMPLETED	-	-	-	-	-	-	-	-	-	1	-	51
ELEMENTARY	-	1	2	-	-	-	-	-	-	1	1	81
1ST - 3RD GRADE	1	-	2	-	2	-	-	-	1	6	4	54
4TH GRADE	-	-	-	-	-	-	-	2	2	1	2	17
5TH GRADE	-	1	3	2	1	3	1	1	2	20	16	39
6TH & 7TH GRADE	-	-	-	-	-	-	-	-	-	-	-	-
HIGH SCHOOL	8	3	1	1	1	1	3	3	2	3	4	1
1ST - 3RD YEAR	3	3	3	3	1	3	1	1	1	7	3	7
4TH YEAR	-	-	-	-	-	-	-	-	-	-	-	-
COLLEGE (NO DEGREE)	2	-	2	2	-	2	-	-	1	-	2	2
1ST - 3RD YEAR	-	-	-	-	-	-	-	-	-	3	1	1
4TH OR HIGHER	-	-	-	-	-	-	-	-	-	-	-	-
ACADEMIC DEGREE HOLDER	-	-	1	-	-	2	-	2	2	4	1	1
NOT STATED	-	-	-	-	-	-	-	-	-	-	-	2

BATANES

TABLE 7. POPULATION 6 YEARS OLD AND OVER, BY SEX, AGE GROUP, HIGHEST GRADE COMPLETED AND MUNICIPALITY: 1975

SEX, HIGHEST GRADE COMPLETED AND MUNICIPALITY	ALL PERSONS 6 YEARS AND OVER	A G E													
		6	7	8	9	10	11	12	13	14	15	16	17	18	
JYUGAN															
BOTH SEXES	303	35	31	25	25	37	35	29	30	25	21	-	-	-	-
NO GRADE COMPLETED	84	27	11	4	1	-	-	-	-	-	-	-	-	-	-
ELEMENTARY	205	8	20	21	29	14	5	4	3	1	1	-	-	-	-
1ST - 3RD GRADE	92	-	-	-	5	17	11	5	3	1	1	-	-	-	-
4TH GRADE	75	-	-	-	-	6	15	6	3	1	1	-	-	-	-
5TH GRADE	170	-	-	-	-	6	4	18	10	3	3	-	-	-	-
6TH & 7TH GRADE	-	-	-	-	-	-	-	-	-	-	-	-	-	-	-
HIGH SCHOOL	96	-	-	-	-	-	-	-	8	14	15	-	-	-	-
1ST - 3RD YEAR	66	-	-	-	-	-	-	-	-	-	-	-	-	-	-
4TH YEAR	-	-	-	-	-	-	-	-	-	-	-	-	-	-	-
COLLEGE (NO DEGREE)	37	-	-	-	-	-	-	-	-	-	-	-	-	-	-
1ST - 3RD YEAR	-	-	-	-	-	-	-	-	-	-	-	-	-	-	-
4TH OR HIGHER	-	-	-	-	-	-	-	-	-	-	-	-	-	-	-
ACADEMIC DEGREE HOLDER	25	-	-	-	-	-	-	-	-	-	-	-	-	-	-
NOT STATED	7	-	-	-	-	-	-	-	-	-	-	-	-	-	-
MALE	148	24	10	13	15	14	16	19	17	11	13	-	-	-	-
NO GRADE COMPLETED	47	19	5	2	1	-	-	-	-	-	-	-	-	-	-
ELEMENTARY	51	2	11	11	12	6	4	3	3	1	1	-	-	-	-
1ST - 3RD GRADE	45	-	-	-	2	10	3	2	3	-	-	-	-	-	-
4TH GRADE	35	-	-	-	-	3	8	4	2	-	-	-	-	-	-
5TH GRADE	91	-	-	-	-	-	1	6	11	4	2	-	-	-	-
6TH & 7TH GRADE	-	-	-	-	-	-	-	-	-	-	-	-	-	-	-
HIGH SCHOOL	56	-	-	-	-	-	-	-	1	6	11	-	-	-	-
1ST - 3RD YEAR	49	-	-	-	-	-	-	-	-	-	-	-	-	-	-
4TH YEAR	-	-	-	-	-	-	-	-	-	-	-	-	-	-	-
COLLEGE (NO DEGREE)	18	-	-	-	-	-	-	-	-	-	-	-	-	-	-
1ST - 3RD YEAR	-	-	-	-	-	-	-	-	-	-	-	-	-	-	-
4TH OR HIGHER	-	-	-	-	-	-	-	-	-	-	-	-	-	-	-
ACADEMIC DEGREE HOLDER	12	-	-	-	-	-	-	-	-	-	-	-	-	-	-
NOT STATED	4	-	-	-	-	-	-	-	-	-	-	-	-	-	-
FEMALE	155	11	15	12	12	20	19	16	13	14	8	-	-	-	-
NO GRADE COMPLETED	37	8	6	-	-	-	-	-	-	-	-	-	-	-	-
ELEMENTARY	114	3	9	12	17	6	1	1	1	1	1	-	-	-	-
1ST - 3RD GRADE	47	-	-	-	5	7	6	3	3	-	-	-	-	-	-
4TH GRADE	40	-	-	-	-	3	7	2	1	1	1	-	-	-	-
5TH GRADE	99	-	-	-	-	-	3	8	5	3	3	-	-	-	-
6TH & 7TH GRADE	-	-	-	-	-	-	-	-	-	-	-	-	-	-	-
HIGH SCHOOL	42	-	-	-	-	-	-	-	7	8	4	-	-	-	-
1ST - 3RD YEAR	17	-	-	-	-	-	-	-	-	-	-	-	-	-	-
4TH YEAR	-	-	-	-	-	-	-	-	-	-	-	-	-	-	-
COLLEGE (NO DEGREE)	19	-	-	-	-	-	-	-	-	-	-	-	-	-	-
1ST - 3RD YEAR	-	-	-	-	-	-	-	-	-	-	-	-	-	-	-
4TH OR HIGHER	-	-	-	-	-	-	-	-	-	-	-	-	-	-	-
ACADEMIC DEGREE HOLDER	17	-	-	-	-	-	-	-	-	-	-	-	-	-	-
NOT STATED	3	-	-	-	-	-	-	-	-	-	-	-	-	-	-

BATANES

TABLE 7. POPULATION 6 YEARS OLD AND OVER, BY SEX, AGE GROUP, HIGHEST GRADE COMPLETED AND MUNICIPALITY: 1975

SEX, HIGHEST GRADE COMPLETED AND MUNICIPALITY	(continued)														
	16	17	18	19	20	21	22	23	24	25 - 29	30 - 34	35 AND OVER			
JYUWAN															
BOTH SEXES .....	24	17	13	10	5	4	11	9	14	50	57	366			
NO GRADE COMPLETED .....	-	1	-	-	-	-	-	-	-	-	-	42			
ELEMENTARY .....	4	-	2	-	-	1	-	1	-	1	2	90			
1ST - 3RD GRADE .....	1	-	-	-	-	-	-	1	-	-	4	46			
4TH GRADE .....	-	-	-	-	-	-	1	-	-	3	3	35			
5TH GRADE .....	3	2	-	2	-	-	2	1	1	17	27	87			
6TH & 7TH GRADE .....	-	-	-	-	-	-	-	-	-	-	-	-			
HIGH SCHOOL .....	11	10	3	4	2	1	1	3	-	6	1	40			
1ST - 3RD YEAR .....	5	8	7	4	2	1	3	-	5	6	9	21			
4TH YEAR .....	-	-	-	-	-	-	-	-	-	-	-	-			
COLLEGE (NO DEGREE) .....	-	1	2	-	1	1	3	2	2	8	8	9			
1ST - 3RD YEAR .....	-	-	-	-	-	-	-	-	-	-	-	-			
4TH OR HIGHER .....	-	-	-	-	-	-	-	-	-	-	-	-			
ACADEMIC DEGREE HOLDER .....	-	-	-	-	-	-	1	-	6	9	3	10			
NOT STATED .....	-	-	-	-	-	-	-	-	-	-	-	7			
MALE .....	11	12	10	6	4	2	5	3	7	19	28	182			
NO GRADE COMPLETED .....	-	1	-	-	-	-	-	-	-	-	-	19			
ELEMENTARY .....	1	-	1	-	-	1	-	-	-	1	-	34			
1ST - 3RD GRADE .....	-	-	-	-	-	-	-	-	-	-	2	23			
4TH GRADE .....	-	-	-	-	-	-	1	1	-	-	1	15			
5TH GRADE .....	2	2	-	2	-	-	-	-	-	-	5	43			
6TH & 7TH GRADE .....	-	-	-	-	-	-	-	-	-	-	-	-			
HIGH SCHOOL .....	7	8	3	2	2	1	1	1	-	2	-	11			
1ST - 3RD YEAR .....	1	1	6	2	2	-	2	-	4	4	7	20			
4TH YEAR .....	-	-	-	-	-	-	-	-	-	-	-	-			
COLLEGE (NO DEGREE) .....	-	-	-	-	-	-	1	1	1	5	3	7			
1ST - 3RD YEAR .....	-	-	-	-	-	-	-	-	-	-	-	-			
4TH OR HIGHER .....	-	-	-	-	-	-	-	-	-	-	-	-			
ACADEMIC DEGREE HOLDER .....	-	-	-	-	-	-	-	-	2	2	2	6			
NOT STATED .....	-	-	-	-	-	-	-	-	-	-	-	4			
FEMALE .....	13	5	3	4	1	2	6	6	7	31	29	184			
NO GRADE COMPLETED .....	-	-	-	-	-	-	-	-	-	-	-	23			
ELEMENTARY .....	3	-	-	-	-	-	-	1	-	-	2	56			
1ST - 3RD GRADE .....	1	-	-	-	-	-	-	1	-	-	2	42			
4TH GRADE .....	-	-	-	-	-	-	-	-	-	3	2	20			
5TH GRADE .....	1	-	-	1	-	-	2	1	1	12	14	64			
6TH & 7TH GRADE .....	-	-	-	-	-	-	-	-	-	-	-	-			
HIGH SCHOOL .....	4	2	1	2	-	-	1	2	-	4	1	9			
1ST - 3RD YEAR .....	4	2	1	2	-	1	1	1	1	1	2	1			
4TH YEAR .....	-	-	-	-	-	-	-	-	-	-	-	-			
COLLEGE (NO DEGREE) .....	-	1	2	-	1	1	2	1	1	3	3	2			
1ST - 3RD YEAR .....	-	-	-	-	-	-	-	-	-	-	-	-			
4TH OR HIGHER .....	-	-	-	-	-	-	-	-	-	-	-	-			
ACADEMIC DEGREE HOLDER .....	-	-	-	-	-	-	1	-	4	7	1	4			
NOT STATED .....	-	-	-	-	-	-	-	-	-	-	-	3			

# BATANES

TABLE 8. POPULATION, BY SEX, MOTHER TONGUE (ETHNIC ORIGIN) AND MUNICIPALITY, URBAN-RURAL: 1975

MOTHER TONGUE (ETHNIC ORIGIN) AND MUNICIPALITY	TOTAL			URBAN			RURAL		
	BOTH SEXES	MALE	FEMALE	BOTH SEXES	MALE	FEMALE	BOTH SEXES	MALE	FEMALE
<b>BATANES*</b>									
TOTAL	11,870	5,990	5,880	-	-	-	11,870	5,990	5,880
IVATAN	11,644	5,840	5,804	-	-	-	11,644	5,840	5,804
ILOCANO	58	43	15	-	-	-	58	43	15
TAGALUG	46	27	19	-	-	-	46	27	19
IGANAG	19	14	5	-	-	-	19	14	5
BIGUL	14	11	3	-	-	-	14	11	3
PAMPANUG	12	8	4	-	-	-	12	8	4
CEBUANU	10	4	6	-	-	-	10	4	6
HILIGAYNON, ILONGO	8	4	4	-	-	-	8	4	4
PAGASINAN	7	6	1	-	-	-	7	6	1
BALINAU (ZAMBAL)	7	5	2	-	-	-	7	5	2
ALL OTHER DIALECTS	45	28	17	-	-	-	45	28	17
NOT STATED	-	-	-	-	-	-	-	-	-
<b>BASCO</b>									
TOTAL	3,984	1,987	1,997	-	-	-	3,984	1,987	1,997
IVATAN	3,829	1,879	1,950	-	-	-	3,829	1,879	1,950
ILOCANO	44	30	14	-	-	-	44	30	14
TAGALUG	32	19	13	-	-	-	32	19	13
IGANAG	17	12	5	-	-	-	17	12	5
BIGUL	12	10	2	-	-	-	12	10	2
ALL OTHER DIALECTS	50	32	18	-	-	-	50	32	18
NOT STATED	-	-	-	-	-	-	-	-	-
<b>ITBAYAT</b>									
TOTAL	2,978	1,520	1,458	-	-	-	2,978	1,520	1,458
IVATAN	2,955	1,507	1,448	-	-	-	2,955	1,507	1,448
TAGALUG	8	3	5	-	-	-	8	3	5
SAMAL	4	2	2	-	-	-	4	2	2
ILOCANO	3	2	1	-	-	-	3	2	1
PAMPANUG	3	3	-	-	-	-	3	3	-
ALL OTHER DIALECTS	5	3	2	-	-	-	5	3	2
NOT STATED	-	-	-	-	-	-	-	-	-
<b>IVANA</b>									
TOTAL	942	474	468	-	-	-	942	474	468
IVATAN	933	469	464	-	-	-	933	469	464
HILIGAYNON, ILONGO	2	1	1	-	-	-	2	1	1
KALANGYAN	2	1	1	-	-	-	2	1	1
BIGUL	1	1	-	-	-	-	1	1	-
CEBUANU	1	-	1	-	-	-	1	-	1
ALL OTHER DIALECTS	3	2	1	-	-	-	3	2	1
NOT STATED	-	-	-	-	-	-	-	-	-
<b>MAHATAO</b>									
TOTAL	1,476	749	727	-	-	-	1,476	749	727
IVATAN	1,457	740	717	-	-	-	1,457	740	717
OTHER LOCAL DIALECTS	5	2	3	-	-	-	5	2	3
ILOCANO	1	1	-	-	-	-	1	1	-
TAGALUG	3	2	1	-	-	-	3	2	1
SAMAR-LEYTE (WARAY-WARAY)	2	1	1	-	-	-	2	1	1
ALL OTHER DIALECTS	6	3	3	-	-	-	6	3	3
NOT STATED	-	-	-	-	-	-	-	-	-
<b>SAGTANG</b>									
TOTAL	1,375	701	674	-	-	-	1,375	701	674
IVATAN	1,368	698	670	-	-	-	1,368	698	670
ILOCANO	4	1	3	-	-	-	4	1	3
BUNTO	1	1	-	-	-	-	1	1	-
KANGKAWAI	1	-	1	-	-	-	1	-	1
SPANISH	1	1	-	-	-	-	1	1	-
ALL OTHER DIALECTS	-	-	-	-	-	-	-	-	-
NOT STATED	-	-	-	-	-	-	-	-	-
<b>JYUGAN</b>									
TOTAL	1,115	559	556	-	-	-	1,115	559	556
IVATAN	1,102	547	555	-	-	-	1,102	547	555
ILOCANO	4	4	-	-	-	-	4	4	-
TAGALUG	3	3	-	-	-	-	3	3	-
CAVITEÑU	3	2	1	-	-	-	3	2	1
AKLANON	1	1	-	-	-	-	1	1	-
ALL OTHER DIALECTS	2	2	-	-	-	-	2	2	-
NOT STATED	-	-	-	-	-	-	-	-	-

\* BATANES IS RURAL IN ITS ENTIRETY.

# BATANES

TABLE 9. HOUSEHOLD POPULATION 10 YEARS OLD AND OVER, BY SEX AND AGE GROUP, BY GAINFUL AND NON-GAINFUL OCCUPATION, URBAN-RURAL: 1975

SEX, OCCUPATION GROUP AND TYPE OF AREA	TOTAL	AGE GROUP					
		10-13	14	15-19	20-24	25-29	30-34
<b>BATANES*</b>							
BOTH SEXES .....	9,212	1,356	293	1,089	629	565	683
GAINFUL OCCUPATIONS .....	4,721	46	51	296	435	461	518
PROFESSIONAL, TECHNICAL, AND RELATED WORKERS .....	271	-	-	1	33	53	35
ARCHITECTS, ENGINEERS, AND SURVEYORS .....	11	-	-	-	-	1	2
CHEMISTS, PHARMACISTS, NATURAL AND AGRICULTURAL SCIENTISTS .....	7	-	-	-	1	1	2
PROFESSORS AND TEACHERS .....	189	-	-	1	24	40	20
PHYSICIANS, SURGEONS, AND DENTISTS .....	6	-	-	-	-	1	2
NURSES, MIDWIVES, PROFESSIONAL MEDICAL WORKERS N.E.C. AND MEDICAL TECHNICIANS .....	26	-	-	-	4	5	4
LAWYERS AND JURISTS .....	10	-	-	-	-	-	-
CLERGYMEN, CHARITABLE & SOCIAL WELFARE WORKERS .....	13	-	-	-	3	4	2
ACCOUNTANTS, SOCIAL SCIENTISTS, AND RELATED WORKERS .....	7	-	-	-	1	1	1
ARTISTS, WRITERS, ENTERTAINERS, AND RELATED WORKERS .....	-	-	-	-	-	-	-
DRAFTSMEN, TECHNICIANS, AND SEMI-PROFESSIONAL WORKERS N.E.C. ....	-	-	-	-	-	-	-
ADMINISTRATIVE, EXECUTIVE, AND MANAGERIAL WORKERS .....	59	-	-	-	2	4	6
GOVERNMENT OFFICIALS .....	48	-	-	-	-	3	6
DIRECTORS, MANAGERS, AND WORKING PROPRIETORS .....	8	-	-	-	2	1	-
CLERICAL WORKERS .....	212	-	-	4	34	28	38
BOOKKEEPERS, ACCOUNTING CLERKS, AND CASHIERS .....	28	-	-	1	3	2	5
STENOGRAPHERS AND TYPISTS .....	16	-	-	1	2	4	3
OFFICE MACHINE OPERATORS .....	1	-	-	-	-	-	-
CLERICAL WORKERS N.E.C. ....	163	-	-	2	26	22	30
SALES WORKERS .....	88	-	-	1	5	10	12
WORKING PROPRIETORS, WHOLESALE AND RETAIL TRADE .....	64	-	-	1	4	6	9
INSURANCE & REAL ESTATE SALESMEN, SALESMEN OF SECURITIES AND SERVICES, AND AUCTIONEERS .....	5	-	-	-	-	1	-
TRAVELING SALESMEN AND MANUFACTURER'S AGENTS .....	2	-	-	-	1	-	1
SALESMEN AND RELATED WORKERS .....	19	-	-	-	-	3	5
SHOP ASSISTANTS AND RELATED WORKERS .....	-	-	-	-	-	-	-
FARMERS, FISHERMEN, HUNTERS, LOGGERS AND RELATED WORKERS .....	3,705	44	26	260	317	302	392
FARMERS AND FARM MANAGERS .....	2,196	-	-	-	37	131	224
FARM WORKERS (WAGE OR UNPAID) .....	1,474	44	26	260	278	169	160
HUNTERS AND RELATED WORKERS .....	-	-	-	-	-	-	-
FISHERMEN AND RELATED WORKERS .....	34	-	-	-	2	6	6
LOGGERS AND OTHER FORESTRY WORKERS .....	1	-	-	-	-	1	-
MINERS, QUARRYMEN, AND RELATED WORKERS .....	4	-	-	-	-	-	-
FOREMEN, MINES AND QUARRIES .....	4	-	-	-	-	-	-
MINERS AND QUARRYMEN .....	-	-	-	-	-	-	-
WELL DRILLERS AND RELATED WORKERS .....	-	-	-	-	-	-	-
MINERAL TREATERS .....	-	-	-	-	-	-	-
WORKERS IN TRANSPORT AND COMMUNICATION OCCUPATIONS .....	55	-	-	1	3	9	6
DECK OFFICERS, ENGINEER OFFICERS AND PILOTS, SHIP .....	-	-	-	-	-	-	-
DECK AND ENGINE ROOM MATINGS, SHIP, BARGE CREWS AND BOATMEN .....	9	-	-	-	1	1	1
AIRCRAFT PILOTS, NAVIGATORS, AND FLIGHT ENGINEERS .....	-	-	-	-	-	-	-
DRIVERS, FIREMEN, AND BRAKEMEN, RAILWAY .....	-	-	-	-	-	5	1
DRIVERS, ROAD TRANSPORT .....	17	-	-	-	-	-	-
CONDUCTORS, RAILWAY AND ROAD TRANSPORT .....	-	-	-	-	-	-	-
INSPECTORS, SUPERVISORS, TRAFFIC CONTROLLERS AND DISPATCHERS, AND OTHER WORKERS, TRANSPORT, N.E.C. ....	3	-	-	1	-	-	-
TELEPHONE, TELEGRAPH, AND RELATED TELECOMMUNICATION WORKERS .....	12	-	-	-	-	1	2
MAIL CARRIERS AND MESSENGERS .....	14	-	-	-	2	2	2

\*BATANES IS RURAL IN ITS ENTIRETY.

# BATANES

TABLE 9. HOUSEHOLD POPULATION 10 YEARS OLD AND OVER, BY SEX AND AGE GROUP, BY GAINFUL AND NON-GAINFUL OCCUPATION,  
URBAN-RURAL: 1975  
(continued)

SEX, OCCUPATION GROUP AND TYPE OF AREA	TOTAL	AGE GROUP					
		10-13	14	15-19	20-24	25-29	30-34
BATANES*							
CRAFTSMEN, PRODUCTION PROCESS WORKERS, AND RELATED LABORERS...	107	-	1	2	7	11	10
SPINNERS, WEAVERS, KNITTERS, DYERS, AND RELATED WORKERS....	3	-	-	-	-	-	-
TAILORS, SEAMERS, EMBROIDERERS, AND RELATED WORKERS.....	21	-	-	1	-	4	1
FOOTWEAR MAKERS AND LEATHER WORKERS.....	-	-	-	-	-	-	-
FURNACEMEN, MOLDERS, CRAMERS, MOLDERS, & RELATED METAL MAKING & TREATING WORKERS.....	5	-	-	-	-	-	-
PRECISION INSTRUMENT MECHANICS, WATCH REPAIRERS AND RELATED WORKERS.....	1	-	-	-	-	-	-
TJULMAKERS, MACHINISTS, PLUMBERS, WELDERS, PLATERS, AND RELATED WORKERS.....	0	-	-	-	-	-	2
ELECTRICIANS AND RELATED ELECTRICAL AND ELECTRONICS WORKERS.....	0	-	-	-	-	1	2
CARPENTERS, CABINETMAKERS, AND RELATED WORKERS.....	17	-	-	-	1	-	-
PAINTERS.....	-	-	-	-	-	-	-
BRICKLAYERS, MASONS, & OTHER CONSTRUCTION WORKERS N.E.C.....	40	-	1	1	6	6	5
COMPOSITORS, PRESSMEN, ENGRAVERS, BOOKBINDERS, AND RELATED WORKERS.....	1	-	-	-	-	-	-
POTTERS, KILNMEN, GLASS AND CLAY FORMERS, AND RELATED WORKERS.....	-	-	-	-	-	-	-
MILLERS, BAKERS, BREWERS, AND RELATED FOOD AND BEVERAGE WORKERS.....	-	-	-	-	-	-	-
CHEMICAL AND RELATED PROCESS WORKERS.....	-	-	-	-	-	-	-
TOBACCO PREPARERS & TOBACCO PRODUCT MAKERS.....	-	-	-	-	-	-	-
CRAFTSMEN AND PRODUCTION- PROCESS WORKERS N.E.C. ....	2	-	-	-	-	-	-
PACKERS, LABELLERS, AND RELATED WORKERS.....	-	-	-	-	-	-	-
STATIONARY ENGINE & EXCAVATING AND LIFTING EQUIPMENT OPERATORS AND RELATED WORKERS.....	3	-	-	-	-	-	-
SERVICE, SPORTS, AND RELATED WORKERS.....	138	4	4	25	16	20	10
FIREFIGHTERS, POLICEMEN, GUARDS, AND RELATED WORKERS.....	41	-	-	-	1	10	11
HOUSEKEEPERS, COOKS, MAIDS, & RELATED WORKERS.....	69	4	4	25	14	9	1
WAITERS, BARTENDERS, AND RELATED WORKERS.....	1	-	-	-	-	-	-
BUILDING CARETAKERS, CLEANERS, AND RELATED WORKERS.....	30	-	-	-	1	5	2
BARBERS, HAIRDRESSERS, BEAUTICIANS AND RELATED WORKERS.....	1	-	-	-	-	1	-
LAUNDRESS, DRY CLEANERS, AND PRESSERS.....	2	-	-	-	-	-	1
ATHLETES, SPORTSMEN, AND R LATED WORKERS.....	-	-	-	-	-	-	-
PHOTOGRAPHERS AND RELATED CAMERA OPERATORS.....	-	-	-	-	-	-	-
EMBALMERS AND UNDERTAKERS.....	-	-	-	-	-	-	-
SERVICE, SPORTS, AND RELATED WORKERS N.E.C.....	8	-	-	-	-	1	3
STEVEDORES AND RELATED FREIGHT HANDLERS, AND LABORERS N.E.C.....	13	-	-	1	1	1	1
STEVEDORES AND RELATED FREIGHT HANDLERS .....	1	-	-	-	-	-	-
LABORERS N.E.C. ....	12	-	-	1	1	1	1
OTHER N.E.C. OCCUPATIONS UNIDENTIFIABLE .....	52	-	-	1	17	12	2
NEW ENTRANTS.....	7	-	-	1	4	-	1
NON-GAINFUL OCCUPATION .....	3,484	1,310	202	792	120	104	116
VOLUNTEERS .....	-	-	-	-	-	-	-
HOUSEKEEPERS .....	755	1	-	14	75	77	103
STUDENTS .....	2,453	1,292	202	702	149	19	5
PENSIONERS AND OTHER RETIRED PERSON (NOT WORKING) .....	103	-	-	-	-	-	-
OTHER NON-GAINFUL ACTIVITY OR NO ACTIVITY REPORTED .....	177	17	-	10	0	8	6

\*BATANES IS RURAL IN ITS ENTIRETY.

# BATANES

TABLE 9. HOUSEHOLD POPULATION 10 YEARS OLD AND OVER, BY SEX AND AGE GROUP, BY GAINFUL AND NON-GAINFUL OCCUPATION, URBAN-RURAL: 1975

(continued)

SEX, OCCUPATION GROUP AND TYPE OF AREA	AGE GROUP						
	35-39	40-44	45-49	50-54	55-59	60-64	65 AND OVER
<b>BATANES*</b>							
<b>BOTH SEXES</b> .....	588	544	438	397	374	340	914
<b>GAINFUL OCCUPATIONS</b> .....	480	468	422	348	318	284	607
<b>PROFESSIONAL, TECHNICAL, AND RELATED WORKERS</b> .....	47	42	30	13	14	4	1
ARCHITECTS, ENGINEERS, AND SURVEYORS .....	2	3	2	-	1	-	-
CHEMISTS, PHARMACISTS, NATURAL AND AGRICULTURAL SCIENTISTS .....	4	2	-	-	1	-	-
PROFESSORS AND TEACHERS .....	29	29	22	12	9	3	-
PHYSICIANS, SURGEONS, AND DENTISTS .....	1	1	1	-	-	-	-
NURSES, MIDWIVES, PROFESSIONAL MEDICAL WORKERS N.E.C. AND MEDICAL TECHNICIANS .....	6	4	1	-	2	-	-
LAWYERS AND JURISTS .....	2	2	4	-	1	-	1
CLERGYMEN, CHARITABLE & SOCIAL WELFARE WORKERS .....	3	-	-	-	-	1	-
ACCOUNTANTS, SOCIAL SCIENTISTS, AND RELATED WORKERS .....	2	1	-	1	-	-	-
ARTISTS, WRITERS, ENTERTAINERS, AND RELATED WORKERS .....	-	-	-	-	-	-	-
DRAFTSMEN, TECHNICIANS, AND SEMI-PROFESSIONAL WORKERS N.E.C. ....	-	-	-	-	-	-	-
<b>ADMINISTRATIVE, EXECUTIVE, AND MANAGERIAL WORKERS</b> .....	5	7	6	5	6	2	13
GOVERNMENT OFFICIALS .....	3	3	5	3	3	2	14
DIRECTORS, MANAGERS, AND WORKING PROPRIETORS .....	-	2	1	-	1	-	1
<b>CLERICAL WORKERS</b> .....	27	30	17	15	8	11	-
BOOKKEEPERS, ACCOUNTING CLERKS, AND CASHIERS .....	4	2	5	3	2	1	-
STENOGRAPHERS AND TYPISTS .....	3	-	-	-	-	-	-
OFFICE MACHINE OPERATORS .....	-	-	-	-	1	-	-
CLERICAL WORKERS N.E.C. ....	10	26	12	12	5	10	-
<b>SALES WORKERS</b> .....	10	11	10	10	6	9	4
WORKING PROPRIETORS, WHOLESALE AND RETAIL TRADE .....	6	9	9	8	3	7	3
INSURANCE & REAL ESTATE SALESMEN, SALESMEN OF SECURITIES AND SERVICES, AND AUCTIONEERS .....	-	1	-	-	1	-	-
TRAVELING SALESMEN AND MANUFACTURERS AGENTS .....	-	-	-	-	-	-	-
SALESMEN AND RELATED WORKERS .....	4	1	1	2	-	2	1
SHOP ASSISTANTS AND RELATED WORKERS .....	-	-	-	-	-	-	-
<b>FARMERS, FISHERMEN, HUNTERS, LOGGERS AND RELATED WORKERS</b> .....	342	332	330	285	236	244	570
FARMERS AND FARM MANAGERS .....	222	236	261	214	196	198	466
FARM WORKERS (WAGE OR UNPAID) .....	114	90	64	65	56	46	162
HUNTERS AND RELATED WORKERS .....	-	-	-	-	-	-	-
FISHERMEN AND RELATED WORKERS .....	6	4	5	1	2	-	2
LOGGERS AND OTHER FORESTRY WORKERS .....	-	-	-	-	-	-	-
<b>MINERS, QUARRYMEN, AND RELATED WORKERS</b> .....	1	-	-	2	1	-	-
FOREMEN, MINES AND QUARRIES .....	1	-	-	2	1	-	-
MINERS AND QUARRYMEN .....	-	-	-	-	-	-	-
WELL DRILLERS AND RELATED WORKERS .....	-	-	-	-	-	-	-
MINERAL TREATERS .....	-	-	-	-	-	-	-
<b>WORKERS IN TRANSPORT AND COMMUNICATION OCCUPATIONS</b> .....	14	9	3	3	3	1	1
DECK OFFICERS, ENGINEER OFFICERS AND PILOTS, SHIP .....	-	-	-	-	-	-	-
DECK AND ENGINE ROOM MATINGS, SHIP, BARGE CREWS AND BOATMEN .....	1	2	1	1	1	-	-
AIRCRAFT PILOTS, NAVIGATORS, AND FLIGHT ENGINEERS .....	-	-	-	-	-	-	-
DRIVERS, FIREMEN, AND BRAKEMEN, RAILWAY .....	-	-	-	-	-	-	-
DRIVERS, ROAD TRANSPORT .....	3	3	1	1	3	-	-
CONDUCTORS, RAILWAY AND ROAD TRANSPORT .....	-	-	-	-	-	-	-
INSPECTORS, SUPERVISORS, TRAFFIC CONTROLLERS AND DISPATCHERS, AND OTHER WORKERS, TRANSPORT, N.E.C. ....	1	-	-	-	-	-	1
TELEPHONE, TELEGRAPH, AND RELATED TELECOMMUNICATION WORKERS .....	4	1	1	1	1	1	-
MAIL CARRIERS AND MESSENGERS .....	3	3	-	-	-	-	-

\*BATANES IS RURAL IN ITS ENTIRETY.

# BATANES

TABLE 9. HOUSEHOLD POPULATION 10 YEARS OLD AND OVER, BY SEX AND AGE GROUP, BY GAINFUL AND NON-GAINFUL OCCUPATION, URBAN-RURAL: 1975  
(continued)

SEX, OCCUPATION GROUP AND TYPE OF AREA	AGE GROUP						65 AND OVER
	35-39	40-44	45-49	50-54	55-59	60-64	
BATANES*							
CRAFTSMEN, PRODUCTION PROCESS WORKERS, AND RELATED LABORERS...	19	15	12	7	11	5	7
SPINNERS, WEAVERS, KNITTERS, DYERS, AND RELATED WORKERS....	2	-	-	-	-	-	1
TAILORS, SEWERS, EMBROIDERERS, AND RELATED WORKERS.....	5	3	3	-	-	1	3
FOOTWEAR MAKERS AND LEATHER WORKERS.....	-	-	-	-	-	-	-
FURNACEMEN, ROLLERS, DRAWERS, MOLDERS, & RELATED METAL MAKING & TREATING WORKERS.....	1	1	1	-	-	-	2
PRECISION INSTRUMENT MECHANICS, WATCH REPAIRERS AND RELATED WORKERS.....	-	1	-	-	-	-	-
TOOLMAKERS, MACHINISTS, PLUMBERS, WELDERS, PLATERS, AND RELATED WORKERS.....	-	2	1	1	-	-	-
ELECTRICIANS AND RELATED ELECTRICAL AND ELECTRONICS WORKERS.....	3	-	-	-	-	-	-
CARPENTERS, CABINETMAKERS, AND RELATED WORKERS.....	2	4	1	2	5	2	-
PAINTERS.....	-	-	-	-	-	-	-
BRICKLAYERS, MASONS, & OTHER CONSTRUCTION WORKERS N.E.C.....	4	2	5	3	5	1	1
COMPOSITORS, PRESSMEN, ENGRAVERS, BOOKBINDERS, AND RELATED WORKERS.....	-	1	-	-	-	-	-
POTTERS, KILNMEN, GLASS AND CLAY FORMERS, AND RELATED WORKERS.....	-	-	-	-	-	-	-
MILLERS, BAKERS, BREWERS, AND RELATED FOOD AND BEVERAGE WORKERS.....	-	-	-	-	-	-	-
CHEMICAL AND RELATED PROCESS WORKERS.....	-	-	-	-	-	-	-
TOBACCO PREPARERS & TOBACCO PRODUCT MAKERS.....	-	-	-	-	-	-	-
CRAFTSMEN AND PRODUCTION-PROCESS WORKERS N.E.C.....	-	-	-	-	1	1	-
PACKERS, LABELLERS, AND RELATED WORKERS.....	-	-	-	-	-	-	-
STATIONARY ENGINE & EXCAVATING AND LIFTING EQUIPMENT OPERATIONS AND RELATED WORKERS.....	2	1	1	1	-	-	-
SERVICE, SPORTS, AND RELATED WORKERS.....	16	18	10	6	6	6	5
FIREFIGHTERS, POLICEMEN, GUARDS, AND RELATED WORKERS.....	6	5	1	3	2	2	-
HOUSEKEEPERS, COOKS, MAIDS, & RELATED WORKERS.....	2	2	2	2	-	2	2
WAITERS, BARTENDERS, AND RELATED WORKERS.....	-	1	-	-	-	-	-
BUILDING CARETAKERS, CLEANERS, AND RELATED WORKERS.....	6	9	7	1	4	1	-
BARBERS, HAIRDRESSERS, BEAUTICIANS AND RELATED WORKERS.....	-	-	-	-	-	-	-
LAUNDERERS, DRY CLEANERS, AND PRESSERS.....	-	-	-	-	-	-	1
ATHLETES, SPORTSMEN, AND RELATED WORKERS.....	-	-	-	-	-	-	-
PHOTOGRAPHERS AND RELATED CAMERA OPERATORS.....	-	-	-	-	-	-	-
EMBALMERS AND UNDERTAKERS.....	-	-	-	-	-	-	-
SERVICE, SPORTS, AND RELATED WORKERS N.E.C.....	2	1	-	-	-	1	-
STEVEDORES AND RELATED FREIGHT HANDLERS, AND LABORERS N.E.C.....	1	2	1	-	4	-	1
STEVEDORES AND RELATED FREIGHT HANDLERS.....	-	-	-	-	1	-	-
LABORERS N.E.C.....	1	2	1	-	3	-	1
OTHER N.E.C. OCCUPATIONS UNIDENTIFIABLE.....	4	2	5	2	1	2	6
NEW ENTRANTS.....	-	-	-	-	-	-	1
NON-GAINFUL OCCUPATION.....	102	76	66	49	50	50	307
VOLUNTEERS.....	-	-	-	-	-	-	-
HOUSEKEEPERS.....	95	72	63	47	54	45	106
STUDENTS.....	1	1	-	-	-	2	-
PENSIONERS AND OTHER RETIRED PERSON (NOT WORKING).....	-	-	3	1	1	5	50
OTHER NON-GAINFUL ACTIVITY OR NO ACTIVITY REPORTED.....	3	3	-	1	1	6	106

\*BATANES IS RURAL IN ITS ENTIRETY.



# BATANES

TABLE 9. HOUSEHOLD POPULATION 10 YEARS OLD AND OVER, BY SEX AND AGE GROUP, BY GAINFUL AND NON-GAINFUL OCCUPATION,  
URBAN-RURAL: 1975  
(continued)

SEX, OCCUPATION GROUP AND TYPE OF AREA	TOTAL	AGE GROUP					
		10-13	14	15-19	20-24	25-29	30-34
<b>BATANES*</b>							
MALE .....	4,143	707	143	501	330	273	213
GAINFUL OCCUPATIONS .....	2,700	25	13	103	252	255	204
PROFESSIONAL, TECHNICAL, AND RELATED WORKERS .....	100	-	-	-	10	13	11
ARCHITECTS, ENGINEERS, AND SURVEYORS .....	9	-	-	-	-	1	2
CHEMISTS, PHARMACISTS, NATURAL AND AGRICULTURAL SCIENTISTS .....	0	-	-	-	1	1	1
PROFESSORS AND TEACHERS .....	03	-	-	-	8	8	7
PHYSICIANS, SURGEONS, AND DENTISTS .....	4	-	-	-	-	-	1
NURSES, MIDWIVES, PROFESSIONAL MEDICAL WORKERS N.E.C. AND MEDICAL TECHNICIANS .....	5	-	-	-	1	1	-
LAWYERS AND JURISTS .....	10	-	-	-	-	-	-
CLERGYMEN, CHARITABLE & SOCIAL WELFARE WORKERS .....	5	-	-	-	-	2	-
ACCOUNTANTS, SOCIAL SCIENTISTS, AND RELATED WORKERS .....	4	-	-	-	-	-	-
ARTISTS, WRITERS, ENTERTAINERS, AND RELATED WORKERS .....	-	-	-	-	-	-	-
DRAFTSMEN, TECHNICIANS, AND SEMI-PROFESSIONAL WORKERS N.E.C. ....	-	-	-	-	-	-	-
ADMINISTRATIVE, EXECUTIVE, AND MANAGERIAL WORKERS .....	45	-	-	-	1	1	4
GOVERNMENT OFFICIALS .....	30	-	-	-	-	-	4
DIRECTORS, MANAGERS, AND WORKING PROPRIETORS .....	7	-	-	-	1	1	-
CLERICAL WORKERS .....	120	-	-	-	11	9	18
BOOKKEEPERS, ACCOUNTING CLERKS, AND CASHIERS .....	12	-	-	-	1	1	2
STENOGRAPHERS AND TYPISTS .....	4	-	-	-	1	1	-
OFFICE MACHINE OPERATORS .....	1	-	-	-	-	-	-
CLERICAL WORKERS N.E.C. ....	103	-	-	-	9	7	16
SALES WORKERS .....	30	-	-	-	2	5	5
WORKING PROPRIETORS, WHOLESALE AND RETAIL TRADE .....	20	-	-	-	1	3	3
INSURANCE & REAL ESTATE SALESMEN, SALESMEN OF SECURITIES AND SERVICES, AND AUCTIONEERS .....	3	-	-	-	-	1	-
TRAVELING SALESMEN AND MANUFACTURER'S AGENTS .....	1	-	-	-	1	-	-
SALESMEN AND RELATED WORKERS .....	9	-	-	-	-	1	2
SHOP ASSISTANTS AND RELATED WORKERS .....	-	-	-	-	-	-	-
FARMERS, FISHERMEN, HUNTERS, LOGGERS AND RELATED WORKERS .....	2,005	25	11	157	196	176	231
FARMERS AND FARM MANAGERS .....	1,435	-	-	-	33	84	155
FARM WORKERS (WAGE OR UNPAID) .....	515	25	11	157	161	85	70
HUNTERS AND RELATED WORKERS .....	-	-	-	-	-	0	-
FISHERMEN AND RELATED WORKERS .....	34	-	-	-	2	0	6
LOGGERS AND OTHER FORESTRY WORKERS .....	1	-	-	-	-	1	-
MINERS, QUARRYMEN, AND RELATED WORKERS .....	4	-	-	-	-	-	-
FOREMEN, MINES AND QUARRIES .....	4	-	-	-	-	-	-
MINERS AND QUARRYMEN .....	-	-	-	-	-	-	-
WELL DRILLERS AND RELATED WORKERS .....	-	-	-	-	-	-	-
MINERAL TREATERS .....	-	-	-	-	-	-	-
WORKERS IN TRANSPORT AND COMMUNICATION OCCUPATIONS .....	54	-	-	1	3	8	6
DECK OFFICERS, ENGINEER OFFICERS AND PILOTS, SHIP .....	-	-	-	-	-	-	-
DECK AND ENGINE ROOM RATINGS, SHIP, BARGE CREWS AND BOATMEN .....	9	-	-	-	1	1	1
AIRCRAFT PILOTS, NAVIGATORS, AND FLIGHT ENGINEERS .....	-	-	-	-	-	-	-
DRIVERS, FIREMEN, AND BRAKEMEN, RAILWAY .....	-	-	-	-	-	5	1
DRIVERS, ROAD TRANSPORT .....	17	-	-	-	-	-	-
CONDUCTORS, RAILWAY AND ROAD TRANSPORT .....	-	-	-	-	-	-	-
INSPECTORS, SUPERVISORS, TRAFFIC CONTROLLERS AND DISPATCHERS, AND OTHER WORKERS, TRANSPORT, N.E.C. ....	3	-	-	1	-	-	-
TELEPHONE, TELEGRAPH, AND RELATED TELECOMMUNICATION WORKERS .....	12	-	-	-	-	1	2
MAIL CARRIERS AND MESSENGERS .....	13	-	-	-	2	1	2

\*BATANES IS RURAL IN ITS ENTIRETY.

# BATANES

TABLE 9. HOUSEHOLD POPULATION 10 YEARS OLD AND OVER, BY SEX AND AGE GROUP, BY GAINFUL AND NON-GAINFUL OCCUPATION, URBAN-RURAL: 1975

(continued)

SEX, OCCUPATION GROUP AND TYPE OF AREA	TOTAL	A G E G R O U P					
		10-14	15	15-19	20-24	25-29	30-34
<b>BATANES*</b>							
<b>CRAFTSMEN, PRODUCTION PROCESS WORKERS, AND RELATED LABORERS...</b>	96	-	1	2	7	10	10
SPINNERS, WEAVERS, KNITTERS, DYERS, AND RELATED WORKERS...	2	-	-	-	-	-	-
TAILORS, SEWERS, EMBROIDERERS, AND RELATED WORKERS.....	12	-	-	1	-	3	1
FOOTWEAR MAKERS AND LEATHER WORKERS.....	-	-	-	-	-	-	-
FURNACEMEN, MULLERS, DRAWERS, MOLDEKS, & RELATED METAL MAKING & TREATING WORKERS.....	5	-	-	-	-	-	-
PRECISION INSTRUMENT MECHANICS, WATCH REPAIRERS AND RELATED WORKERS.....	1	-	-	-	-	-	-
TOOLMAKERS, MACHINISTS, PLUMBERS, WELDERS, PLATERS, AND RELATED WORKERS.....	6	-	-	-	-	-	2
ELECTRICIANS AND RELATED ELECTRICAL AND ELECTRONICS WORKERS.....	6	-	-	-	-	1	2
CARPENTERS, CABINETMAKERS, AND RELATED WORKERS.....	17	-	-	-	1	-	-
PAINTERS.....	-	-	-	-	-	-	-
BRICKLAYERS, MASONS, & OTHER CONSTRUCTION WORKERS N.E.C.....	40	-	1	1	6	6	5
COMPOSITORS, PRESSMEN, ENGRAVERS, BOOKBINDERS, AND RELATED WORKERS.....	-	-	-	-	-	-	-
POTTERS, KILNMEN, GLASS AND CLAY FORMERS, AND RELATED WORKERS.....	-	-	-	-	-	-	-
MILLERS, BAKERS, BREWERS, AND RELATED FOOD AND BEVERAGE WORKERS.....	-	-	-	-	-	-	-
CHEMICAL AND RELATED PROCESS WORKERS.....	-	-	-	-	-	-	-
TOBACCO PREPARERS & TOBACCO PRODUCT MAKERS.....	-	-	-	-	-	-	-
CRAFTSMEN AND PRODUCTION-PROCESS WORKERS N.E.C.....	2	-	-	-	-	-	-
PACKERS, LABELLERS, AND RELATED WORKERS.....	-	-	-	-	-	-	-
STATIONARY ENGINE & EXCAVATING AND LIFTING EQUIPMENT OPERATORS AND RELATED WORKERS.....	2	-	-	-	-	-	-
<b>SERVICE, SPORTS, AND RELATED WORKERS.....</b>	98	-	1	1	5	20	16
FIREFIGHTERS, POLICEMEN, GUARDS, AND RELATED WORKERS.....	41	-	-	-	1	10	11
HOUSEKEEPERS, COOKS, MAIDS, & RELATED WORKERS.....	15	-	1	1	3	4	1
WAITERS, BARTENDERS, AND RELATED WORKERS.....	1	-	-	-	-	-	-
BUILDING CARETAKERS, CLEANERS, AND RELATED WORKERS.....	36	-	-	-	1	5	2
BARBERS, HAIRDRESSERS, BEAUTICIANS AND RELATED WORKERS.....	-	-	-	-	-	-	-
LAUNDERERS, DRY CLEANERS, AND PRESSERS.....	1	-	-	-	-	-	-
ATHLETES, SPORTSMEN, AND RELATED WORKERS.....	-	-	-	-	-	-	-
PHOTOGRAPHERS AND RELATED CAMERA OPERATORS.....	-	-	-	-	-	-	-
EMBALMERS AND UNDERTAKERS.....	-	-	-	-	-	-	-
SERVICE, SPORTS, AND RELATED WORKERS N.E.C.....	4	-	-	-	-	1	2
<b>STEVEDORES AND RELATED FREIGHT HANDLERS, AND LABORERS N.E.C.....</b>	13	-	-	1	1	1	1
STEVEDORES AND RELATED FREIGHT HANDLERS.....	1	-	-	-	-	-	-
LABORERS N.E.C.....	12	-	-	1	1	1	1
<b>OTHER N.E.C. OCCUPATIONS UNIDENTIFIABLE.....</b>	44	-	-	1	16	12	2
NEW ENTRANTS.....	3	-	-	1	1	-	1
<b>NON-GAINFUL OCCUPATION.....</b>	1,340	662	130	417	77	16	8
VOLUNTEERS.....	-	-	-	-	-	-	-
HOUSEKEEPERS.....	15	-	-	1	1	2	-
STUDENTS.....	1,304	674	130	412	73	12	2
PENSIONERS AND OTHER RETIRED PERSON (NOT WORKING).....	69	-	-	-	-	-	-
OTHER NON-GAINFUL ACTIVITY OR NO ACTIVITY REPORTED.....	54	8	-	4	2	4	6

\* BATANES IS RURAL IN ITS ENTIRETY.

# BATANES

TABLE 9. HOUSEHOLD POPULATION 10 YEARS OLD AND OVER, BY SEX AND AGE GROUP, BY GAINFUL AND NON-GAINFUL OCCUPATION,  
URBAN-RURAL: 1975  
(continued)

SEX, OCCUPATION GROUP AND TYPE OF AREA	A G E G R O U P						65 AND OVER
	35-39	40-44	45-49	50-54	55-59	60-64	
<b>BATANES*</b>							
MALE .....	294	274	252	200	160	160	836
GAINFUL OCCUPATIONS .....	291	272	249	198	179	155	846
PROFESSIONAL, TECHNICAL, AND RELATED WORKERS .....	17	20	16	4	8	3	1
ARCHITECTS, ENGINEERS, AND SURVEYORS .....	1	2	2	-	1	-	-
CHEMISTS, PHARMACISTS, NATURAL AND AGRICULTURAL SCIENTISTS .....	2	2	-	-	1	-	-
PROFESSORS AND TEACHERS .....	7	14	8	8	3	2	-
PHYSICIANS, SURGEONS, AND DENTISTS .....	1	1	1	-	-	-	-
NURSES, MIDWIVES, PROFESSIONAL MEDICAL WORKERS N.E.C. AND MEDICAL TECHNICIANS .....	-	-	1	-	2	-	-
LAWYERS AND JURISTS .....	2	2	4	-	1	-	1
CLERGYMEN, CHARITABLE & SOCIAL WELFARE WORKERS .....	2	-	-	-	-	1	-
ACCOUNTANTS, SOCIAL SCIENTISTS, AND RELATED WORKERS .....	2	1	-	1	-	-	-
ARTISTS, WRITERS, ENTERTAINERS, AND RELATED WORKERS .....	-	-	-	-	-	-	-
DRAFTSMEN, TECHNICIANS, AND SEMI-PROFESSIONAL WORKERS N.E.C. ....	-	-	-	-	-	-	-
ADMINISTRATIVE, EXECUTIVE, AND MANAGERIAL WORKERS .....	2	6	6	5	6	4	12
GOVERNMENT OFFICIALS .....	2	4	5	5	3	2	11
DIRECTORS, MANAGERS, AND WORKING PROPRIETORS .....	-	2	1	-	1	-	1
CLERICAL WORKERS .....	19	24	12	11	7	9	-
BOOKKEEPERS, ACCOUNTING CLERKS, AND CASHIERS .....	2	1	2	1	2	-	-
STENOGRAPHERS AND TYPISTS .....	2	-	-	-	-	-	-
OFFICE MACHINE OPERATORS .....	-	-	-	-	1	-	-
CLERICAL WORKERS N.E.C. ....	19	23	10	10	4	9	-
SALES WORKERS .....	3	6	3	4	3	1	1
WORKING PROPRIETORS, WHOLESALE AND RETAIL TRADE .....	-	4	3	3	4	-	1
INSURANCE & REAL ESTATE SALESMEN, SALESMEN OF SECURITIES AND SERVICES, AND AUCTIONEERS .....	-	1	-	-	1	-	-
TRAVELING SALESMEN AND MANUFACTURER'S AGENTS .....	-	-	-	-	-	-	-
SALESMEN AND RELATED WORKERS .....	3	1	-	1	-	1	-
SHOP ASSISTANTS AND RELATED WORKERS .....	-	-	-	-	-	-	-
FARMERS, FISHERMEN, HUNTERS, LOGGERS AND RELATED WORKERS .....	200	174	188	150	127	130	820
FARMERS AND FARM MANAGERS .....	166	151	163	135	121	129	806
FARM WORKERS (WAGE OR UNPAID) .....	34	19	20	16	4	1	14
HUNTERS AND RELATED WORKERS .....	-	-	-	-	-	-	-
FISHERMEN AND RELATED WORKERS .....	6	4	5	1	2	-	2
LOGGERS AND OTHER FORESTRY WORKERS .....	-	-	-	-	-	-	-
MINERS, QUARRYMEN, AND RELATED WORKERS .....	1	-	-	2	1	-	-
FOREMEN, MINES AND QUARRIES .....	1	-	-	2	1	-	-
MINERS AND QUARRYMEN .....	-	-	-	-	-	-	-
WELL DRILLERS AND RELATED WORKERS .....	-	-	-	-	-	-	-
MINERAL TREATERS .....	-	-	-	-	-	-	-
WORKERS IN TRANSPORT AND COMMUNICATION OCCUPATIONS .....	14	9	3	3	5	1	1
DECK OFFICERS, ENGINEER OFFICERS AND PILOTS, SHIP .....	-	-	-	-	-	-	-
DECK AND ENGINE ROOM RATINGS, SHIP, BARGE CREWS AND BOATMEN .....	1	2	1	1	1	-	-
AIRCRAFT PILOTS, NAVIGATORS, AND FLIGHT ENGINEERS .....	-	-	-	-	-	-	-
DRIVERS, FIREMEN, AND BRAKEMEN, RAILWAY .....	-	-	-	-	-	-	-
DRIVERS, ROAD TRANSPORT .....	3	3	1	1	3	-	-
CONDUCTORS, RAILWAY AND ROAD TRANSPORT .....	-	-	-	-	-	-	-
INSPECTORS, SUPERVISORS, TRAFFIC CONTROLLERS AND DISPATCHERS, AND OTHER WORKERS, TRANSPORT, N.E.C. ....	1	-	-	-	-	-	1
TELEPHONE, TELEGRAPH, AND RELATED TELECOMMUNICATION WORKERS .....	4	1	1	1	1	1	-
MAIL CARRIERS AND MESSENGERS .....	5	3	-	-	-	-	-

\* BATANES IS RURAL IN ITS ENTIRETY.

# BATANES

TABLE 9. HOUSEHOLD POPULATION 10 YEARS OLD AND OVER, BY SEX AND AGE GROUP, BY GAINFUL AND NON-GAINFUL OCCUPATION, URBAN-RURAL: 1975

SEX, OCCUPATION GROUP AND TYPE OF AREA	A G E G R O U P						
	35-39	40-44	45-49	50-54	55-59	60-64	65 AND OVER
BATANES*							
CRAFTSMEN, PRODUCTION PROCESS WORKERS, AND RELATED LABORERS...	17	13	9	7	11	6	5
SPINNERS, WEAVERS, KNITTERS, DYERS, AND RELATED WORKERS.....	2	-	-	-	-	-	-
TAILORS, SEWERS, EMBROIDERERS, AND RELATED WORKERS.....	3	2	-	-	-	-	2
FOOTWEAR MAKERS AND LEATHER WORKERS.....	-	-	-	-	-	-	-
FURNACEMEN, ROLLERS, DRUMMERS, MOLDERS, & RELATED METAL MAKING & TREATING WORKERS.....	1	1	1	-	-	-	2
PRECISION INSTRUMENT MECHANICS, WATCH REPAIRERS AND RELATED WORKERS.....	-	1	-	-	-	-	-
TOOLMAKERS, MALMINISTS, PLUMBERS, WELDERS, PLATERS, AND RELATED WORKERS.....	-	2	1	1	-	-	-
ELECTRICIANS AND RELATED ELECTRICAL AND ELECTRONICS WORKERS.....	3	-	-	-	-	-	-
CARPENTERS, CABINETMAKERS, AND RELATED WORKERS.....	2	4	1	2	3	2	-
PAINTERS.....	-	-	-	-	-	-	-
BRICKLAYERS, MASONS, & OTHER CONSTRUCTION WORKERS N.E.C.....	4	2	5	3	5	1	1
COMPOSITORS, PRESSMEN, ENGRAVERS, BOOKBINDERS, AND RELATED WORKERS.....	-	-	-	-	-	-	-
POTTERS, KILNMEN, GLASS AND CLAY FORMERS, AND RELATED WORKERS.....	-	-	-	-	-	-	-
MILLERS, BAKERS, BREWERS, AND RELATED FOOD AND BEVERAGE WORKERS.....	-	-	-	-	-	-	-
CHEMICAL AND RELATED PROCESS WORKERS.....	-	-	-	-	-	-	-
TOBACCO PREPARERS & TOBACCO PRODUCT MAKERS.....	-	-	-	-	-	-	-
CRAFTSMEN AND PRODUCTION-PROCESS WORKERS N.E.C.....	-	-	-	-	1	1	-
PACKERS, LABELLERS, AND RELATED WORKERS.....	-	-	-	-	-	-	-
STATIONARY ENGINE & EXCAVATING AND LIFTING EQUIPMENT OPERATORS AND RELATED WORKERS.....	2	1	1	1	-	-	-
SERVICE, SPORTS, AND RELATED WORKERS.....	15	10	8	5	6	3	2
FIREFIGHTERS, POLICEMEN, GUARDS, AND RELATED WORKERS.....	6	5	1	3	2	2	-
HOUSEKEEPERS, COOKS, MAIDS, & RELATED WORKERS.....	2	1	-	1	-	-	1
WAITERS, BARTENDERS, AND RELATED WORKERS.....	-	1	-	-	-	-	-
BUILDING CARETAKERS, CLEANERS, AND RELATED WORKERS.....	6	9	7	1	4	1	-
BARBERS, HAIRDRESSERS, BEAUTICIANS AND RELATED WORKERS.....	-	-	-	-	-	-	-
LAUNDRESS, DRY CLEANERS, AND PRESSERS.....	-	-	-	-	-	-	1
ATHLETES, SPORTSMEN, AND RELATED WORKERS.....	-	-	-	-	-	-	-
PHOTOGRAPHERS AND RELATED CAMERA OPERATORS.....	-	-	-	-	-	-	-
EMBALMERS AND UNDERTAKERS.....	-	-	-	-	-	-	-
SERVICE, SPORTS, AND RELATED WORKERS N.E.C.....	1	-	-	-	-	-	-
STEVEDORES AND RELATED FREIGHT HANDLERS, AND LABORERS N.E.C.....	1	2	1	-	4	-	1
STEVEDORES AND RELATED FREIGHT HANDLERS.....	-	-	-	-	1	-	-
LABORERS N.E.C.....	1	2	1	-	3	-	1
OTHER N.E.C. OCCUPATIONS UNIDENTIFIABLE.....	2	2	2	2	1	2	2
NEW ENTRANTS.....	-	-	-	-	-	-	-
NON-GAINFUL OCCUPATION.....	3	2	4	2	1	3	91
VOLUNTEERS.....	-	-	-	-	-	-	-
HOUSEKEEPERS.....	1	1	1	1	-	1	4
STUDENTS.....	1	-	-	-	-	-	1
PENSIONERS AND OTHER RETIRED PERSON (NOT WORKING).....	-	-	3	-	1	3	64
OTHER NON-GAINFUL ACTIVITY OR NO ACTIVITY REPORTED.....	1	1	-	1	-	1	26

\*BATANES IS RURAL IN ITS ENTIRETY.

# BATANES

TABLE 9. HOUSEHOLD POPULATION 10 YEARS OLD AND OVER, BY SEX AND AGE GROUP, BY GAINFUL AND NON-GAINFUL OCCUPATION,  
URBAN-RURAL: 1975  
(continued)

SEX, OCCUPATION GROUP AND TYPE OF AREA	TOTAL	AGE GROUP					
		10-13	14	15-19	20-24	25-29	30-34
<b>BATANES*</b>							
FEMALE .....	4,009	651	100	306	299	292	320
GAINFUL OCCUPATIONS .....	2,021	23	18	133	183	206	213
PROFESSIONAL, TECHNICAL, AND RELATED WORKERS .....	163	-	-	1	23	40	22
ARCHITECTS, ENGINEERS, AND SURVEYORS .....	2	-	-	-	-	-	-
CHEMISTS, PHARMACISTS, NATURAL AND AGRICULTURAL SCIENTISTS .....	1	-	-	-	-	-	1
PROFESSORS AND TEACHERS .....	126	-	-	1	16	32	13
PHYSICIANS, SURGEONS, AND DENTISTS .....	2	-	-	-	-	1	1
NURSES, MIDWIVES, PROFESSIONAL MEDICAL WORKERS N.E.C. AND MEDICAL TECHNICIANS .....	21	-	-	-	3	4	4
LAWYERS AND JURISTS .....	-	-	-	-	-	-	-
CLERGYMEN, CHARITABLE & SOCIAL WELFARE WORKERS .....	6	-	-	-	3	2	2
ACCOUNTANTS, SOCIAL SCIENTISTS, AND RELATED WORKERS .....	3	-	-	-	1	1	1
ARTISTS, WRITERS, ENTERTAINERS, AND RELATED WORKERS .....	-	-	-	-	-	-	-
RAFTSMEN, TECHNICIANS, AND SEMI-PROFESSIONAL WORKERS N.E.C. .....	-	-	-	-	-	-	-
ADMINISTRATIVE, EXECUTIVE, AND MANAGERIAL WORKERS .....	22	-	-	-	1	3	2
GOVERNMENT OFFICIALS .....	10	-	-	-	-	3	2
DIRECTORS, MANAGERS, AND WORKING PROPRIETORS .....	1	-	-	-	1	-	-
CLERICAL WORKERS .....	92	-	-	4	23	19	20
BOOKKEEPERS, ACCOUNTING CLERKS, AND CASHIERS .....	16	-	-	1	2	1	3
STENOGRAPHERS AND TYPISTS .....	14	-	-	1	4	3	3
OFFICE MACHINE OPERATORS .....	-	-	-	-	-	-	-
CLERICAL WORKERS N.E.C. .....	62	-	-	2	17	15	14
SALES WORKERS .....	23	-	-	1	3	5	3
WORKING PROPRIETORS, WHOLESALE AND RETAIL TRADE .....	44	-	-	1	3	3	3
INSURANCE & REAL ESTATE SALESMEN, SALESMEN OF SECURITIES AND SERVICES, AND AUCTIONEERS .....	-	-	-	-	-	-	-
TRAVELING SALESMEN AND MANUFACTURER'S AGENTS .....	1	-	-	-	-	-	1
SALESMEN AND RELATED WORKERS .....	10	-	-	-	-	2	3
SHOP ASSISTANTS AND RELATED WORKERS .....	-	-	-	-	-	-	-
FARMERS, FISHERMEN, HUNTERS, LOGGERS AND RELATED WORKERS .....	1,620	19	10	103	121	131	101
FARMERS AND FARM MANAGERS .....	761	-	-	-	4	47	71
FARM WORKERS (WAGE OR UNPAID) .....	639	19	10	103	117	84	90
HUNTERS AND RELATED WORKERS .....	-	-	-	-	-	-	-
FISHERMEN AND RELATED WORKERS .....	-	-	-	-	-	-	-
LOGGERS AND OTHER FORESTRY WORKERS .....	-	-	-	-	-	-	-
MINERS, QUARRYMEN, AND RELATED WORKERS .....	-	-	-	-	-	-	-
FOREMEN, MINES AND QUARRIES .....	-	-	-	-	-	-	-
MINERS AND QUARRYMEN .....	-	-	-	-	-	-	-
WELL DRILLERS AND RELATED WORKERS .....	-	-	-	-	-	-	-
MINERAL TREATERS .....	-	-	-	-	-	-	-
WORKERS IN TRANSPORT AND COMMUNICATION OCCUPATIONS .....	1	-	-	-	-	1	-
DECK OFFICERS, ENGINEER OFFICERS AND PILOTS, SHIP .....	-	-	-	-	-	-	-
DECK AND ENGINE ROOM RATINGS, SHIP, BARGE CREWS AND BOATMEN .....	-	-	-	-	-	-	-
AIRCRAFT PILOTS, NAVIGATORS, AND FLIGHT ENGINEERS .....	-	-	-	-	-	-	-
DRIVERS, FIKEMEN, AND BRAKEMEN, RAILWAY .....	-	-	-	-	-	-	-
DRIVERS, ROAD TRANSPORT .....	-	-	-	-	-	-	-
CONDUCTORS, RAILWAY AND ROAD TRANSPORT .....	-	-	-	-	-	-	-
INSPECTORS, SUPERVISORS, TRAFFIC CONTROLLERS AND DISPATCHERS, AND OTHER WORKERS, TRANSPORT, N.E.C. ....	-	-	-	-	-	-	-
TELEPHONE, TELEGRAPH, AND RELATED TELECOMMUNICATION WORKERS .....	-	-	-	-	-	-	-
MAIL CARRIERS AND MESSENGERS .....	1	-	-	-	-	1	-

\*BATANES IS RURAL IN ITS ENTIRETY.

# BATANES

**TABLE 9. HOUSEHOLD POPULATION 10 YEARS OLD AND OVER, BY SEX AND AGE GROUP, BY GAINFUL AND NON-GAINFUL OCCUPATION, URBAN-RURAL: 1975**  
(continued)

SEX, OCCUPATION GROUP AND TYPE OF AREA	TOTAL	A G E G R O U P					
		10-14	15	15-19	20-24	25-29	30-34
<b>BATANES*</b>							
CRAFTSMEN, PRODUCTION PROCESS WORKERS, AND RELATED LABORERS....	11	-	-	-	-	1	-
SPINNERS, WEAVERS, KNITTERS, DYERS, AND RELATED WORKERS....	1	-	-	-	-	-	-
TAILORS, SEWERS, EMBROIDERERS, AND RELATED WORKERS.....	9	-	-	-	-	1	-
FOOTWEAR MAKERS AND LEATHER WORKERS.....	-	-	-	-	-	-	-
FURNACEMEN, ROLLERS, DRAWERS, MOLDERS, & RELATED METAL MAKING & TREATING WORKERS....	-	-	-	-	-	-	-
PRECISION INSTRUMENT MECHANICS, WATCH REPAIRERS AND RELATED WORKERS.....	-	-	-	-	-	-	-
TOOLMAKERS, MACHINISTS, PLUMBERS, WELDERS, PLATERS, AND RELATED WORKERS.....	-	-	-	-	-	-	-
ELECTICIANS AND RELATED ELECTRICAL AND ELECTRONICS WORKERS.....	-	-	-	-	-	-	-
CARPENTERS, CABINETMAKERS, AND RELATED WORKERS.....	-	-	-	-	-	-	-
PAINTERS.....	-	-	-	-	-	-	-
BRICKLAYERS, MASONS, & OTHER CONSTRUCTION WORKERS N.E.C....	-	-	-	-	-	-	-
COMPOSITORS, PRESSMEN, ENGRAVERS, BOOKBINDERS, AND RELATED WORKERS.....	1	-	-	-	-	-	-
POTTERS, KILNMEN, GLASS AND CLAY FORMERS, AND RELATED WORKERS.....	-	-	-	-	-	-	-
MILLERS, BAKERS, BREWERS, AND RELATED FOOD AND BEVERAGE WORKERS.....	-	-	-	-	-	-	-
CHEMICAL AND RELATED PROCESS WORKERS.....	-	-	-	-	-	-	-
TOBACCO PREPARERS & TOBACCO PRODUCT MAKERS.....	-	-	-	-	-	-	-
CRAFTSMEN AND PRODUCTION-PROCESS WORKERS N.E.C. ....	-	-	-	-	-	-	-
PACKERS, LABELERS, AND RELATED WORKERS.....	-	-	-	-	-	-	-
STATIONARY ENGINE & EXCAVATING AND LIFTING EQUIPMENT OPERATORS AND RELATED WORKERS.....	-	-	-	-	-	-	-
SERVICE, SPORTS, AND RELATED WORKERS.....	60	4	3	24	11	6	2
FIREFIGHTERS, POLICEMEN, GUARDS, AND RELATED WORKERS.....	-	-	-	-	-	-	-
HOUSEKEEPERS, COOKS, MAIDS, & RELATED WORKERS.....	54	4	3	24	11	5	-
WAITERS, BARTENDERS, AND RELATED WORKERS.....	-	-	-	-	-	-	-
BUILDING CARETAKERS, CLEANERS, AND RELATED WORKERS.....	-	-	-	-	-	-	-
BARBERS, HAIRDRESSERS, BEAUTICIANS AND RELATED WORKERS.....	1	-	-	-	-	1	-
LAUNDRESS, DRY CLEANERS, AND PRESSERS.....	1	-	-	-	-	-	1
ATHLETES, SPORTSMEN, AND RELATED WORKERS.....	-	-	-	-	-	-	-
PHOTOGRAPHERS AND RELATED CAMERA OPERATORS.....	-	-	-	-	-	-	-
EMBALMERS AND UNDERTAKERS.....	-	-	-	-	-	-	-
SERVICE, SPORTS, AND RELATED WORKERS N.E.C.....	4	-	-	-	-	-	1
STEVEDORES AND RELATED FREIGHT HANDLERS, AND LABORERS N.E.C....	-	-	-	-	-	-	-
STEVEDORES AND RELATED FREIGHT HANDLERS	-	-	-	-	-	-	-
LABORERS N.E.C.....	-	-	-	-	-	-	-
OTHER N.E.C. OCCUPATIONS UNIDENTIFIABLE .....	6	-	-	-	1	-	-
NEW ENTRANTS.....	4	-	-	-	3	-	-
<b>NON-GAINFUL OCCUPATION .....</b>	<b>2,044</b>	<b>426</b>	<b>132</b>	<b>375</b>	<b>113</b>	<b>86</b>	<b>106</b>
VOLUNTEERS .....	-	-	-	-	-	-	-
HOUSEKEEPERS .....	742	1	-	13	74	75	103
STUDENTS .....	1,149	618	132	350	36	7	3
PENSIONERS AND OTHER RETIRED PERSON (NOT WORKING) .....	34	-	-	-	-	-	-
OTHER NON-GAINFUL ACTIVITY OR NO ACTIVITY REPORTED .....	119	9	-	12	3	4	-

\* BATANES IS RURAL IN ITS ENTIRETY.

# BATANES

TABLE 9. HOUSEHOLD POPULATION 10 YEARS OLD AND OVER, BY SEX AND AGE GROUP, BY GAINFUL AND NON-GAINFUL OCCUPATION,  
URBAN-RURAL: 1975

(continued)

SEX, OCCUPATION GROUP AND TYPE OF AREA	A G E G R O U P							65 AND OVER
	35-39	40-44	45-49	50-54	55-59	60-64		
BATANES *								
FEMALE .....	294	270	236	197	194	180	428	
GAINFUL OCCUPATIONS .....	195	196	174	150	139	129	262	
PROFESSIONAL, TECHNICAL, AND RELATED WORKERS .....	34	22	14	4	6	1	-	
ARCHITECTS, ENGINEERS, AND SURVEYORS .....	1	1	-	-	-	-	-	
CHEMISTS, PHARMACISTS, NATURAL AND AGRICULTURAL SCIENTISTS .....	-	-	-	-	-	-	-	
PROFESSORS AND TEACHERS .....	22	17	14	4	6	1	-	
PHYSICIANS, SURGEONS, AND DENTISTS .....	-	-	-	-	-	-	-	
NURSES, MIDWIVES, PROFESSIONAL MEDICAL WORKERS N.E.C. AND MEDICAL TECHNICIANS .....	6	4	-	-	-	-	-	
LAWYERS AND JURISTS .....	-	-	-	-	-	-	-	
CLERGYMEN, CHARITABLE & SOCIAL WELFARE WORKERS .....	1	-	-	-	-	-	-	
ACCOUNTANTS, SOCIAL SCIENTISTS, AND RELATED WORKERS .....	-	-	-	-	-	-	-	
ARTISTS, WRITERS, ENTERTAINERS, AND RELATED WORKERS .....	-	-	-	-	-	-	-	
DRAFTSMEN, TECHNICIANS, AND SEMI-PROFESSIONAL WORKERS N.E.C. .....	-	-	-	-	-	-	-	
ADMINISTRATIVE, EXECUTIVE, AND MANAGERIAL WORKERS .....	3	1	-	-	-	-	1	
GOVERNMENT OFFICIALS .....	3	1	-	-	-	-	1	
DIRECTORS, MANAGERS, AND WORKING PROPRIETORS .....	-	-	-	-	-	-	-	
CLERICAL WORKERS .....	6	6	5	4	1	2	-	
BOOKKEEPERS, ACCOUNTING CLERKS, AND CASHIERS .....	2	1	3	2	-	1	-	
STENOGRAPHERS AND TYPISTS .....	3	-	-	-	-	-	-	
OFFICE MACHINE OPERATORS .....	-	-	-	-	-	-	-	
CLERICAL WORKERS N.E.C. .....	3	5	2	2	1	1	-	
SALES WORKERS .....	7	5	7	6	3	8	3	
WORKING PROPRIETORS, WHOLESALE AND RETAIL TRADE .....	6	5	6	5	3	7	2	
INSURANCE & REAL ESTATE SALESMEN, SALESMEN OF SECURITIES AND SERVICES, AND AUCTIONEERS .....	-	-	-	-	-	-	-	
TRAVELING SALESMEN AND MANUFACTURER'S AGENTS .....	-	-	-	-	-	-	-	
SALESMEN AND RELATED WORKERS .....	1	-	1	1	-	1	1	
SHOP ASSISTANTS AND RELATED WORKERS .....	-	-	-	-	-	-	-	
FARMERS, FISHERMEN, HUNTERS, LOGGERS AND RELATED WORKERS .....	142	158	142	135	129	114	250	
FARMERS AND FARM MANAGERS .....	62	67	96	84	77	69	162	
FARM WORKERS (WAGE OR UNPAID) .....	80	71	46	51	52	45	88	
HUNTERS AND RELATED WORKERS .....	-	-	-	-	-	-	-	
FISHERMEN AND RELATED WORKERS .....	-	-	-	-	-	-	-	
LOGGERS AND OTHER FORESTRY WORKERS .....	-	-	-	-	-	-	-	
MINERS, QUARRYMEN, AND RELATED WORKERS .....	-	-	-	-	-	-	-	
FOREMEN, MINES AND QUARRIES .....	-	-	-	-	-	-	-	
MINERS AND QUARRYMEN .....	-	-	-	-	-	-	-	
WELL DRILLERS AND RELATED WORKERS .....	-	-	-	-	-	-	-	
MINERAL TACTERS .....	-	-	-	-	-	-	-	
WORKERS IN TRANSPORT AND COMMUNICATION OCCUPATIONS .....	-	-	-	-	-	-	-	
DECK OFFICERS, ENGINEER OFFICERS AND PILOTS, SHIP .....	-	-	-	-	-	-	-	
DECK AND ENGINE ROOM RATINGS, SHIP, BARGE CREWS AND BOATMEN .....	-	-	-	-	-	-	-	
AIRCRAFT PILOTS, NAVIGATORS, AND FLIGHT ENGINEERS .....	-	-	-	-	-	-	-	
UNIVERS, FIREMEN, AND BRAKEMEN, RAILWAY .....	-	-	-	-	-	-	-	
DRIVERS, ROAD TRANSPORT .....	-	-	-	-	-	-	-	
CONDUCTORS, RAILWAY AND ROAD TRANSPORT .....	-	-	-	-	-	-	-	
INSPECTORS, SUPERVISORS, TRAFFIC CONTROLLERS AND DISPATCHERS, AND OTHER WORKERS, TRANSPORT, N.E.C. ....	-	-	-	-	-	-	-	
TELEPHONE, TELEGRAPH, AND RELATED TELECOMMUNICATION WORKERS .....	-	-	-	-	-	-	-	
MAIL CARRIERS AND MESSENGERS .....	-	-	-	-	-	-	-	

\* BATANES IS RURAL IN ITS ENTIRETY.

# BATANES

TABLE 9. HOUSEHOLD POPULATION 10 YEARS OLD AND OVER, BY SEX AND AGE GROUP, BY GAINFUL AND NON-GAINFUL OCCUPATION,  
URBAN-RURAL: 1975  
(continued)

SEX, OCCUPATION GROUP AND TYPE OF AREA	A G E G R O U P						
	35-39	40-44	45-49	50-54	55-59	60-64	65 AND OVER
<b>BATANES*</b>							
CRAFTSMEN, PRODUCTION PROCESS WORKERS, AND RELATED LABORERS...	2	2	3	-	-	1	2
SPINNERS, WEAVERS, KNITTERS, DYERS, AND RELATED WORKERS....	-	-	-	-	-	-	1
TAILORS, SEWERS, EMBROIDERERS, AND RELATED WORKERS.....	2	1	3	-	-	1	1
FOOTWEAR MAKERS AND LEATHER WORKERS.....	-	-	-	-	-	-	-
FURNACEMEN, ROLLERS, DRAWERS, MULDERS, & RELATED METAL MAKING & TREATING WORKERS....	-	-	-	-	-	-	-
PRECISION INSTRUMENT MECHANICS, WATCH REPAIRERS AND RELATED WORKERS.....	-	-	-	-	-	-	-
TOOLMAKERS, MACHINISTS, PLUMBERS, WELDERS, PLATERS, AND RELATED WORKERS.....	-	-	-	-	-	-	-
ELECTRICIANS AND RELATED ELECTRICAL AND ELECTRONICS WORKERS.....	-	-	-	-	-	-	-
CARPENTERS, CABINETMAKERS, AND RELATED WORKERS.....	-	-	-	-	-	-	-
PAINTERS.....	-	-	-	-	-	-	-
BRICKLAYERS, MASONS, & OTHER CONSTRUCTION WORKERS N.E.C....	-	-	-	-	-	-	-
COMPOSITORS, PRESSMEN, ENGRAVERS, BOOKBINDERS, AND RELATED WORKERS.....	-	1	-	-	-	-	-
POTTERS, KILNMEN, GLASS AND CLAY FORMERS, AND RELATED WORKERS.....	-	-	-	-	-	-	-
MILLERS, BAKERS, BREWERS, AND RELATED FOOD AND BEVERAGE WORKERS.....	-	-	-	-	-	-	-
CHEMICAL AND RELATED PROCESS WORKERS.....	-	-	-	-	-	-	-
TOBACCO PREPARERS & TOBACCO PRODUCT MAKERS.....	-	-	-	-	-	-	-
CRAFTSMEN AND PRODUCTION- PROCESS WORKERS N.E.C. ....	-	-	-	-	-	-	-
PACKERS, LABELLERS, AND RELATED WORKERS.....	-	-	-	-	-	-	-
STATIONARY ENGINE & EXCAVATING AND LIFTING EQUIPMENT OPERATORS AND RELATED WORKERS.....	-	-	-	-	-	-	-
SERVICE, SPORTS, AND RELATED WORKERS.....	1	2	2	1	-	3	1
FIREFIGHTERS, POLICEMEN, GUARDS, AND RELATED WORKERS.....	-	-	-	-	-	-	-
HOUSEKEEPERS, COOKS, MAIDS, & RELATED WORKERS.....	-	1	2	1	-	2	1
WAITERS, BARTENDERS, AND RELATED WORKERS.....	-	-	-	-	-	-	-
BUILDING CARETAKERS, CLEANERS, AND RELATED WORKERS.....	-	-	-	-	-	-	-
BARBERS, HAIRDRESSERS, BEAUTICIANS AND RELATED WORKERS.....	-	-	-	-	-	-	-
LAUNDRESS, DRY CLEANERS, AND PRESSERS.....	-	-	-	-	-	-	-
ATHLETES, SPORTSMEN, AND RELATED WORKERS.....	-	-	-	-	-	-	-
PHOTOGRAPHERS AND RELATED CAMERA OPERATORS.....	-	-	-	-	-	-	-
EMBALMERS AND UNDERTAKERS.....	-	-	-	-	-	-	-
SERVICE, SPORTS, AND RELATED WORKERS N.E.C.....	1	1	-	-	-	1	-
STEVEDORES AND RELATED FREIGHT HANDLERS, AND LABORERS N.E.C....	-	-	-	-	-	-	-
STEVEDORES AND RELATED FREIGHT HANDLERS.....	-	-	-	-	-	-	-
LABORERS N.E.C. ....	-	-	-	-	-	-	-
OTHER N.E.C. OCCUPATIONS UNIDENTIFIABLE .....	2	-	1	-	-	-	6
NEW ENTRANTS.....	-	-	-	-	-	-	1
NON-GAINFUL OCCUPATION .....	99	74	66	47	55	51	214
VOLUNTEERS .....	-	-	-	-	-	-	-
HOUSEKEEPERS .....	97	71	62	46	54	44	183
STUDENTS .....	-	1	-	-	-	2	-
PENSIONERS AND OTHER RETIRED PERSON ( NOT WORKING ) .....	-	-	-	1	-	-	20
OTHER NON-GAINFUL ACTIVITY OR NO ACTIVITY REPORTED .....	2	2	-	-	1	5	11

\*BATANES IS RURAL IN ITS ENTIRETY.



# BATANES

TABLE 10. HOUSEHOLD POPULATION-GAINFUL WORKERS 10 YEARS OLD AND OVER, BY SEX AND AGE GROUP, BY MAJOR AND MINOR INDUSTRY,  
URBAN-RURAL: 1975  
(continued)

SEX, INDUSTRY GROUP AND TYPE OF AREA	TOTAL	AGE GROUP					
		10 - 14	15	15 - 19	20 - 24	25 - 29	30 - 34
BATANES * - TOTAL							
FEMALE							
ALL INDUSTRIES .....	2,021	20	15	103	103	220	414
AGRICULTURE, MINING, FORESTRY AND FISHING .....	1,644	19	15	103	110	191	104
AGRICULTURAL PRODUCTION AND SERVICES .....	1,510	19	15	103	110	191	104
HUNTING, TRAPPING AND GARC PROPAGATION .....	-	-	-	-	-	-	-
FORESTRY AND LOGGING .....	-	-	-	-	-	-	-
FISHING .....	-	-	-	-	-	-	-
MINING AND QUARRYING .....	-	-	-	-	-	-	-
COAL MINING .....	-	-	-	-	-	-	-
CRUDE PETROLEUM AND NATURAL GAS PRODUCTION .....	-	-	-	-	-	-	-
METAL AND MINING .....	-	-	-	-	-	-	-
OTHER MINING .....	-	-	-	-	-	-	-
MANUFACTURING .....	9	-	-	-	-	1	-
FOOD, MANUFACTURED .....	-	-	-	-	-	-	-
BEVERAGES .....	-	-	-	-	-	-	-
TOBACCO PRODUCTS .....	-	-	-	-	-	-	-
TEXTILES .....	-	-	-	-	-	-	-
FOOTWEAR, OTHER WEARING APPAREL AND MADE-UP TEXTILE GOODS .....	9	-	-	-	-	1	-
WOOD AND WOOD PRODUCTS, EXCEPT FURNITURE .....	-	-	-	-	-	-	-
FURNITURE AND FIXTURES .....	-	-	-	-	-	-	-
PAPER AND PAPER PRODUCTS .....	-	-	-	-	-	-	-
PRINTING, PUBLISHING AND ALLIED INDUSTRIES .....	-	-	-	-	-	-	-
LEATHER AND LEATHER PRODUCTS, EXCEPT FOOTWEAR AND OTHER WEARING APPAREL .....	-	-	-	-	-	-	-
RUBBER PRODUCTS .....	-	-	-	-	-	-	-
CHEMICALS AND CHEMICAL PRODUCTS .. PRODUCTS OF PETROLEUM AND COAL ..	-	-	-	-	-	-	-
NONMETALLIC MINERAL PRODUCTS, EXCEPT PRODUCTS OF PETROLEUM AND COAL .....	-	-	-	-	-	-	-
BASIC METAL INDUSTRIES .....	-	-	-	-	-	-	-
METAL PRODUCTS, EXCEPT MACHINERY AND TRANSPORT EQUIPMENT .....	-	-	-	-	-	-	-
MACHINERY, EXCEPT ELECTRICAL MACHINERY .....	-	-	-	-	-	-	-
ELECTRICAL MACHINERY, APPARATUS, APPLIANCES AND SUPPLIES .....	-	-	-	-	-	-	-
TRANSPORT EQUIPMENT .....	-	-	-	-	-	-	-
MISCELLANEOUS MANUFACTURES .....	-	-	-	-	-	-	-
ELECTRICITY, GAS, WATER AND SANITARY SERVICES .....	-	-	-	-	-	-	-
ELECTRICITY, GAS AND STEAM .....	-	-	-	-	-	-	-
WATERWORKS AND SUPPLY .....	-	-	-	-	-	-	-
SANITARY AND SIMILAR SERVICES .....	-	-	-	-	-	-	-
CONSTRUCTION .....	-	-	-	-	-	-	-
CONSTRUCTION BY GENERAL CONTRACTORS .....	-	-	-	-	-	-	-
CONSTRUCTION BY SPECIAL TRADE CONTRACTORS .....	-	-	-	-	-	-	-
COMMERCE .....	57	-	-	1	3	2	6
WHOLESALE TRADE .....	1	-	-	-	-	-	1
RETAIL TRADE .....	24	-	-	1	3	2	5
BANKS AND OTHER FINANCIAL INSTITUTIONS .....	2	-	-	-	2	-	-
INSURANCE .....	-	-	-	-	-	-	-
REAL ESTATE .....	-	-	-	-	-	-	-
TRANSPORT, COMMUNICATIONS AND STORAGE .....	1	-	-	-	-	1	-
TRANSPORT .....	-	-	-	-	-	-	-
COMMUNICATIONS .....	1	-	-	-	-	1	-
STORAGE AND WAREHOUSING .....	-	-	-	-	-	-	-
SERVICES .....	227	4	3	29	27	68	47
GOVERNMENT SERVICES .....	95	-	-	3	21	26	21
COMMUNITY SERVICES .....	170	-	-	2	26	40	29
BUSINESS SERVICES .....	7	-	-	-	3	2	-
RECREATIONAL SERVICES .....	-	-	-	-	-	-	-
PERSONAL SERVICES .....	25	4	3	24	11	6	1
INDUSTRY NOT ADEQUATELY DESCRIBED .....	9	-	-	-	1	-	-

\* BATANES IS RURAL IN ITS ENTIRETY.

National Census and Statistics Office

# BATANES

TABLE 10. HOUSEHOLD POPULATION-GAINFUL WORKERS 10 YEARS OLD AND OVER, BY SEX AND AGE GROUP, BY MAJOR AND MINOR INDUSTRY,  
URBAN-RURAL: 1975  
(continued)

SEX, INDUSTRY GROUP AND TYPE OF AREA	A G E G R O U P				
	10 - 14	15 - 19	20 - 24	25 - 64	65 AND OVER
BATANES* - TOTAL					
BOTH SEXES					
ALL INDUSTRIES .....	939	900	1170	802	806
AGRICULTURE, HUNTING, FORESTRY AND FISHING .....	595	524	511	500	569
AGRICULTURAL PRODUCTION AND SERVICES .....	530	527	505	495	567
HUNTING, TRAPPING AND GAME PROPAGATION .....	-	-	-	-	-
FORESTRY AND LOGGING .....	-	-	-	-	-
FISHING .....	5	5	5	2	2
MINING AND QUARRYING .....	-	-	-	-	-
COAL MINING .....	-	-	-	-	-
CRUDE PETROLEUM AND NATURAL GAS PRODUCTION .....	-	-	-	-	-
METAL ORE MINING .....	-	-	-	-	-
OTHER MINING .....	-	-	-	-	-
MANUFACTURING .....	9	13	4	5	5
FOOD, MANUFACTURED .....	-	-	-	-	-
BEVERAGES .....	-	-	-	-	-
TOBACCO PRODUCTS .....	-	-	-	-	-
TEXTILES .....	-	-	-	-	-
FOOTWEAR, OTHER WEARING APPAREL AND MADE-UP TEXTILE GOODS .....	5	2	2	1	3
WOOD AND WOOD PRODUCTS, EXCEPT FURNITURE .....	-	-	-	-	-
FURNITURE AND FIXTURES .....	2	-	-	3	-
PAPER AND PAPER PRODUCTS .....	-	-	-	-	-
PRINTING, PUBLISHING AND ALLIED INDUSTRIES .....	-	-	-	-	-
LEATHER AND LEATHER PRODUCTS, EXCEPT FOOTWEAR AND OTHER WEARING APPAREL .....	-	-	-	-	-
RUBBER PRODUCTS .....	-	-	-	-	-
CHEMICALS AND CHEMICAL PRODUCTS ..	-	-	-	-	-
PRODUCTS OF PETROLEUM AND COAL ..	-	-	-	-	-
NON-METALLIC MINERAL PRODUCTS, EXCEPT PRODUCTS OF PETROLEUM AND COAL .....	-	-	-	-	-
BASIC METAL INDUSTRIES .....	1	-	-	-	1
METAL PRODUCTS, EXCEPT MACHINERY AND TRANSPORT EQUIPMENT .....	-	-	1	-	1
MACHINERY, EXCEPT ELECTRICAL MACHINERY .....	-	-	-	-	-
ELECTRICAL MACHINERY, APPARATUS, APPLIANCES, AND SUPPLIES .....	-	1	-	-	-
TRANSPORT EQUIPMENT .....	-	-	-	-	-
MISCELLANEOUS MANUFACTURES .....	-	-	-	1	-
ELECTRICITY, GAS, WATER AND SANITARY SERVICES .....	1	1	-	-	-
ELECTRICITY, GAS AND STEAM .....	-	-	-	-	-
WATERWORKS AND SUPPLY .....	-	1	-	-	-
SANITARY AND SIMILAR SERVICES .....	1	-	-	-	-
CONSTRUCTION .....	-	5	5	5	-
CONSTRUCTION BY GENERAL CONTRACTORS .....	-	2	4	4	-
CONSTRUCTION BY SPECIAL TRADE CONTRACTORS .....	-	3	1	1	-
COMMERCE .....	9	11	20	14	5
WHOLESALE TRADE .....	1	-	-	-	-
RETAIL TRADE .....	5	10	19	13	4
BANKS AND OTHER FINANCIAL INSTITUTIONS .....	-	1	1	-	1
INSURANCE .....	-	-	-	1	-
REAL ESTATE .....	-	-	-	-	-
TRANSPORT, COMMUNICATION AND STORAGE .....	13	9	9	3	-
TRANSPORT .....	5	5	4	-	-
COMMUNICATION .....	3	4	1	3	-
STORAGE AND WAREHOUSING .....	-	-	-	-	-
SERVICES .....	120	107	122	73	19
GOVERNMENT SERVICES .....	65	49	68	47	15
COMMUNITY SERVICES .....	47	55	47	24	1
BUSINESS SERVICES .....	-	5	5	1	-
RECREATIONAL SERVICES .....	-	-	-	-	-
PERSONAL SERVICES .....	-	2	4	1	3
INDUSTRY NOT ADEQUATELY DESCRIBED .....	1	2	3	2	5

\* BATANES IS RURAL IN THE ENTIRETY.

# BATANES

**TABLE 10. HOUSEHOLD POPULATION-GAINFUL WORKERS 10 YEARS OLD AND OVER, BY SEX AND AGE GROUP, BY MAJOR AND MINOR INDUSTRY, URBAN-RURAL: 1975**  
(continued)

SEX, INDUSTRY GROUP AND TYPE OF AREA	TOTAL	AGE GROUP					
		10 - 14	15	15 - 19	20 - 24	25 - 29	30 - 34
<b>BATANES - TOTAL</b>							
<b>MALE</b>							
ALL INDUSTRIES .....	2,700	25	13	163	252	255	304
AGRICULTURE, HUNTING, FORESTRY AND FISHING .....	2,080	25	11	150	190	175	231
AGRICULTURAL PRODUCTION AND SERVICES .....	2,046	25	11	150	194	169	225
HUNTING, TRAPPING AND GAME PROPAGATION .....	-	-	-	-	-	-	-
FORESTRY AND LOGGING .....	-	-	-	-	-	-	-
FISHING .....	34	-	-	-	2	6	6
MINING AND QUARRYING .....	-	-	-	-	-	-	-
COAL MINING .....	-	-	-	-	-	-	-
CRUDE PETROLEUM AND NATURAL GAS PRODUCTION .....	-	-	-	-	-	-	-
METAL ORE MINING .....	-	-	-	-	-	-	-
OTHER MINING .....	-	-	-	-	-	-	-
MANUFACTURING .....	25	-	-	1	-	4	2
FOOD, MANUFACTURED .....	-	-	-	-	-	-	-
BEVERAGES .....	-	-	-	-	-	-	-
TOBACCO PRODUCTS .....	-	-	-	-	-	-	-
TEXTILES .....	-	-	-	-	-	-	-
FOOTWEAR, OTHER WEARING APPAREL, AND MADE-UP TEXTILE GOODS .....	12	-	-	1	-	3	1
WOOD AND CORK PRODUCTS, EXCEPT FURNITURE .....	-	-	-	-	-	-	-
FURNITURE AND FIXTURES .....	5	-	-	-	-	-	-
PAPER AND PAPER PRODUCTS .....	-	-	-	-	-	-	-
PRINTING, PUBLISHING AND ALLIED INDUSTRIES .....	-	-	-	-	-	-	-
LEATHER AND LEATHER PRODUCTS, EXCEPT FOOTWEAR AND OTHER WEARING APPAREL .....	-	-	-	-	-	-	-
RUBBER PRODUCTS .....	-	-	-	-	-	-	-
CHEMICALS AND CHEMICAL PRODUCTS ..	-	-	-	-	-	-	-
PRODUCTS OF PETROLEUM AND COAL ..	-	-	-	-	-	-	-
NON-METALLIC MINERAL PRODUCTS, EXCEPT PRODUCTS OF PETROLEUM AND COAL .....	-	-	-	-	-	-	-
BASIC METAL INDUSTRIES .....	2	-	-	-	-	-	-
METAL PRODUCTS, EXCEPT MACHINERY AND TRANSPORT EQUIPMENT .....	2	-	-	-	-	-	-
MACHINERY, EXCEPT ELECTRICAL MACHINERY .....	-	-	-	-	-	-	-
ELECTRICAL MACHINERY, APPARATUS, APPLIANCES, AND SUPPLIES .....	2	-	-	-	-	1	-
TRANSPORT EQUIPMENT .....	1	-	-	-	-	-	1
MISCELLANEOUS MANUFACTURES .....	1	-	-	-	-	-	-
ELECTRICITY, GAS, WATER AND SANITARY SERVICES .....	2	-	-	-	-	-	-
ELECTRICITY, GAS AND STEAM .....	-	-	-	-	-	-	-
WATERWORKS AND SUPPLY .....	1	-	-	-	-	-	-
SANITARY AND SIMILAR SERVICES .....	1	-	-	-	-	-	-
CONSTRUCTION .....	16	-	-	-	2	-	1
CONSTRUCTION BY GENERAL CONTRACTORS .....	11	-	-	-	1	-	-
CONSTRUCTION BY SPECIAL TRADE CONTRACTORS .....	5	-	-	-	1	-	1
COMMERCE .....	32	-	-	-	2	4	5
WHOLESALE TRADE .....	2	-	-	-	-	-	1
RETAIL TRADE .....	23	-	-	-	1	4	4
BANKS AND OTHER FINANCIAL INSTITUTIONS .....	5	-	-	-	1	1	-
INSURANCE .....	2	-	-	-	-	1	-
REAL ESTATE .....	-	-	-	-	-	-	-
TRANSPORT, COMMUNICATION, AND STORAGE .....	40	-	-	-	4	3	3
TRANSPORT .....	20	-	-	-	2	3	1
COMMUNICATION .....	20	-	-	-	2	-	2
STORAGE AND WAREHOUSING .....	-	-	-	-	-	-	-
SERVICES .....	491	-	2	5	48	64	60
GOVERNMENT SERVICES .....	339	-	-	5	35	40	41
COMMUNITY SERVICES .....	151	-	-	-	9	14	17
BUSINESS SERVICES .....	8	-	-	-	1	-	2
RECREATIONAL SERVICES .....	-	-	-	-	-	-	-
PERSONAL SERVICES .....	13	-	2	1	3	4	-
INDUSTRY NOT ADEQUATELY DESCRIBED .....	14	-	-	1	-	3	2

<sup>a</sup> BATANES IS RURAL IN ITS ENTIRETY.

National Census and Statistics Office

# BATANES

TABLE 10. HOUSEHOLD POPULATION-GAINFUL WORKERS 10 YEARS OLD AND OVER, BY SEX AND AGE GROUP, BY MAJOR AND MINOR INDUSTRY,  
URBAN-RURAL: 1975  
(continued)

SEX, INDUSTRY GROUP AND TYPE OF AREA	A G E G R O U P				
	25 - 34	40 - 49	45 - 54	55 - 64	65 AND OVER
BATANES <sup>a</sup> - TOTAL					
MALE					
ALL INDUSTRIES .....	474	272	446	334	345
AGRICULTURE, HUNTING, FORESTRY AND FISHING .....	200	174	336	257	319
AGRICULTURAL PRODUCTION AND SERVICES .....	150	169	330	255	317
HUNTING, TRAPPING AND GAME PROPAGATION .....	-	-	-	-	-
FORESTRY AND LOGGING .....	-	-	-	-	-
FISHING .....	5	5	6	2	2
MINING AND QUARRYING .....	-	-	-	-	-
COAL MINING .....	-	-	-	-	-
CRUDE PETROLEUM AND NATURAL GAS PRODUCTION .....	-	-	-	-	-
METAL ORE MINING .....	-	-	-	-	-
OTHER MINING .....	-	-	-	-	-
MANUFACTURING .....	7	2	1	4	9
FOOD, MANUFACTURED .....	-	-	-	-	-
BEVERAGES .....	-	-	-	-	-
TOBACCO PRODUCTS .....	-	-	-	-	-
TEXTILES .....	-	-	-	-	-
FOOTWEAR, OTHER WEARING APPAREL, AND MADE-UP TEXTILE GOODS .....	4	1	-	-	2
WOOD AND CORK PRODUCTS, EXCEPT FURNITURE .....	-	-	-	-	-
FURNITURE AND FIXTURES .....	2	-	-	3	-
PAPER AND PAPER PRODUCTS .....	-	-	-	-	-
PRINTING, PUBLISHING AND ALLIED INDUSTRIES .....	-	-	-	-	-
LEATHER AND LEATHER PRODUCTS, EXCEPT FOOTWEAR AND OTHER WEARING APPAREL .....	-	-	-	-	-
RUBBER PRODUCTS .....	-	-	-	-	-
CHEMICALS AND CHEMICAL PRODUCTS ..	-	-	-	-	-
PRODUCTS OF PETROLEUM AND COAL ..	-	-	-	-	-
NON-METALLIC MINERAL PRODUCTS, EXCEPT PRODUCTS OF PETROLEUM AND COAL .....	-	-	-	-	-
BASIC METAL INDUSTRIES .....	1	-	-	-	1
METAL PRODUCTS, EXCEPT MACHINERY AND TRANSPORT EQUIPMENT .....	-	-	1	-	1
MACHINERY, EXCEPT ELECTRICAL MACHINERY .....	-	-	-	-	-
ELECTRICAL MACHINERY, APPARATUS, APPLIANCES, AND SUPPLIES .....	-	1	-	-	-
TRANSPORT EQUIPMENT .....	-	-	-	-	-
MISCELLANEOUS MANUFACTURES .....	-	-	-	1	-
ELECTRICITY, GAS, WATER AND SANITARY SERVICES .....	1	1	-	-	-
ELECTRICITY, GAS AND STEAM .....	-	-	-	-	-
WATERWORKS AND SUPPLY .....	-	1	-	-	-
SANITARY AND SIMILAR SERVICES .....	1	-	-	-	-
CONSTRUCTION .....	-	3	3	5	-
CONSTRUCTION BY GENERAL CONTRACTORS .....	-	2	4	4	-
CONSTRUCTION BY SPECIAL TRADE CONTRACTORS .....	-	1	1	1	-
COMMERCE .....	2	5	7	3	2
WHOLESALE TRADE .....	1	-	-	-	-
RETAIL TRADE .....	1	4	6	2	1
BANKS AND OTHER FINANCIAL INSTITUTIONS .....	-	1	1	-	1
INSURANCE .....	-	-	-	1	-
REAL ESTATE .....	-	-	-	-	-
TRANSPORT, COMMUNICATION, AND STORAGE .....	13	9	5	3	-
TRANSPORT .....	3	5	4	-	-
COMMUNICATION .....	6	4	1	3	-
STORAGE AND WAREHOUSING .....	-	-	-	-	-
SERVICES .....	67	77	91	60	17
GOVERNMENT SERVICES .....	50	44	60	44	14
COMMUNITY SERVICES .....	17	30	29	15	1
BUSINESS SERVICES .....	-	2	2	1	-
RECREATIONAL SERVICES .....	-	-	-	-	-
PERSONAL SERVICES .....	-	1	1	-	4
INDUSTRY NOT ADEQUATELY DESCRIBED .....	1	1	1	2	3

<sup>a</sup> BATANES IS RURAL IN ITS ENTIRETY.

# BATANES

TABLE 10. HOUSEHOLD POPULATION-GAINFUL WORKERS 10 YEARS OLD AND OVER, BY SEX AND AGE GROUP, BY MAJOR AND MINOR INDUSTRY, URBAN-RURAL: 1975  
(continued)

SEX, INDUSTRY GROUP AND TYPE OF AREA	TOTAL	AGE GROUP					
		10 - 13	14	15 - 19	20 - 24	25 - 29	30 - 34
BATANES <sup>a</sup> TOTAL							
FEMALE							
ALL INDUSTRIES .....	2,021	23	16	133	163	236	214
AGRICULTURE, HUNTING, FORESTRY AND FISHING .....	1,616	19	13	103	120	131	161
AGRICULTURAL PRODUCTION AND SERVICES .....	1,616	19	13	103	120	131	161
HUNTING, TRAPPING AND GAME PROPAGATION .....	-	-	-	-	-	-	-
FORESTRY AND LOGGING .....	-	-	-	-	-	-	-
FISHING .....	-	-	-	-	-	-	-
MINING AND QUARRYING .....	-	-	-	-	-	-	-
COAL MINING .....	-	-	-	-	-	-	-
CRUDE PETROLEUM AND NATURAL GAS PRODUCTION .....	-	-	-	-	-	-	-
METAL ORE MINING .....	-	-	-	-	-	-	-
OTHER MINING .....	-	-	-	-	-	-	-
MANUFACTURING .....	9	-	-	-	-	1	-
FOOD, MANUFACTURED .....	-	-	-	-	-	-	-
BEVERAGES .....	-	-	-	-	-	-	-
TOBACCO PRODUCTS .....	-	-	-	-	-	-	-
TEXTILES .....	-	-	-	-	-	-	-
FOOTWEAR, OTHER WEARING APPAREL, AND MADE-UP TEXTILE GOODS .....	9	-	-	-	-	1	-
WOOD AND LUMBER PRODUCTS, EXCEPT FURNITURE .....	-	-	-	-	-	-	-
FURNITURE AND FIXTURES .....	-	-	-	-	-	-	-
PAPER AND PAPER PRODUCTS .....	-	-	-	-	-	-	-
PRINTING, PUBLISHING AND ALLIED INDUSTRIES .....	-	-	-	-	-	-	-
LEATHER AND LEATHER PRODUCTS, EXCEPT FOOTWEAR AND OTHER WEARING APPAREL .....	-	-	-	-	-	-	-
RUBBER PRODUCTS .....	-	-	-	-	-	-	-
CHEMICALS AND CHEMICAL PRODUCTS ..	-	-	-	-	-	-	-
PRODUCTS OF PETROLEUM AND COAL ..	-	-	-	-	-	-	-
NON-METALLIC MINERAL PRODUCTS, EXCEPT PRODUCTS OF PETROLEUM AND COAL .....	-	-	-	-	-	-	-
BASIC METAL INDUSTRIES .....	-	-	-	-	-	-	-
METAL PRODUCTS, EXCEPT MACHINERY AND TRANSPORT EQUIPMENT .....	-	-	-	-	-	-	-
MACHINERY, EXCEPT ELECTRICAL MACHINERY .....	-	-	-	-	-	-	-
ELECTRICAL MACHINERY, APPARATUS, APPLIANCES, AND SUPPLIES .....	-	-	-	-	-	-	-
TRANSPORT EQUIPMENT .....	-	-	-	-	-	-	-
MISCELLANEOUS MANUFACTURES .....	-	-	-	-	-	-	-
ELECTRICITY, GAS, WATER AND SANITARY SERVICES .....	-	-	-	-	-	-	-
ELECTRICITY, GAS AND STEAM .....	-	-	-	-	-	-	-
WATERWORKS AND SUPPLY .....	-	-	-	-	-	-	-
SANITARY AND SIMILAR SERVICES .....	-	-	-	-	-	-	-
CONSTRUCTION .....	-	-	-	-	-	-	-
CONSTRUCTION BY GENERAL CONTRACTORS .....	-	-	-	-	-	-	-
CONSTRUCTION BY SPECIAL TRADE CONTRACTORS .....	-	-	-	-	-	-	-
COMMERCE .....	57	-	-	1	3	5	6
WHOLESALE TRADE .....	1	-	-	-	-	-	1
RETAIL TRADE .....	54	-	-	1	3	5	5
BANKS AND OTHER FINANCIAL INSTITUTIONS .....	2	-	-	-	2	-	-
INSURANCE .....	-	-	-	-	-	-	-
REAL ESTATE .....	-	-	-	-	-	-	-
TRANSPORT, COMMUNICATION, AND STORAGE .....	1	-	-	-	-	1	-
TRANSPORT .....	-	-	-	-	-	-	-
COMMUNICATION .....	1	-	-	-	-	1	-
STORAGE AND WAREHOUSING .....	-	-	-	-	-	-	-
SERVICES .....	327	4	3	29	57	66	47
GOVERNMENT SERVICES .....	95	-	-	3	21	20	21
COMMUNITY SERVICES .....	170	-	-	2	22	40	25
BUSINESS SERVICES .....	7	-	-	-	3	2	-
RECREATIONAL SERVICES .....	-	-	-	-	-	-	-
PERSONAL SERVICES .....	55	4	3	24	11	6	1
INDUSTRY NOT ADEQUATELY DESCRIBED .....	9	-	-	-	1	-	-

<sup>a</sup> BATANES IS RURAL IN ITS ENTIRETY.

National Census and Statistics Office

# BATANES

**TABLE 10. HOUSEHOLD POPULATION-GAINFUL WORKERS 10 YEARS OLD AND OVER, BY SEX AND AGE GROUP, BY MAJOR AND MINOR INDUSTRY, URBAN-RURAL: 1975**  
(continued)

SEX, INDUSTRY GROUP AND TYPE OF AREA	U R B A N				
	35 - 39	40 - 44	45 - 49	50 - 54	55 AND OVER
BATANES - TOTAL					
FEMALE					
ALL INDUSTRIES .....	159	190	224	268	261
AGRICULTURE, HUNTING, FORESTRY AND FISHING .....	143	138	273	243	250
AGRICULTURAL PRODUCTION AND SERVICES .....	143	138	273	243	250
HUNTING, TRAPPING AND GAME PROPAGATION .....	-	-	-	-	-
FORESTRY AND LOGGING .....	-	-	-	-	-
FISHING .....	-	-	-	-	-
MINING AND QUARRYING .....	-	-	-	-	-
COAL MINING .....	-	-	-	-	-
CRUDE PETROLEUM AND NATURAL GAS PRODUCTION .....	-	-	-	-	-
METAL ORE MINING .....	-	-	-	-	-
OTHER MINING .....	-	-	-	-	-
MANUFACTURING .....	2	1	3	1	1
FOOD, MANUFACTURED .....	-	-	-	-	-
BEVERAGES .....	-	-	-	-	-
TOBACCO PRODUCTS .....	-	-	-	-	-
TEXTILES .....	-	-	-	-	-
FOOTWEAR, OTHER WEARING APPAREL, AND MADE-UP TEXTILE GOODS .....	2	1	3	1	1
WOOD AND CURK PRODUCTS, EXCEPT FURNITURE .....	-	-	-	-	-
FURNITURE AND FIXTURES .....	-	-	-	-	-
PAPER AND PAPER PRODUCTS .....	-	-	-	-	-
PRINTING, PUBLISHING AND ALLIED INDUSTRIES .....	-	-	-	-	-
LEATHER AND LEATHER PRODUCTS, EXCEPT FOOTWEAR AND OTHER WEARING APPAREL .....	-	-	-	-	-
RUBBER PRODUCTS .....	-	-	-	-	-
CHEMICALS AND CHEMICAL PRODUCTS ..	-	-	-	-	-
PRODUCTS OF PETROLEUM AND COAL ...	-	-	-	-	-
NON-METALLIC MINERAL PRODUCTS, EXCEPT PRODUCTS OF PETROLEUM AND COAL .....	-	-	-	-	-
BASIC METAL INDUSTRIES .....	-	-	-	-	-
METAL PRODUCTS, EXCEPT MACHINERY AND TRANSPORT EQUIPMENT .....	-	-	-	-	-
MACHINERY, EXCEPT ELECTRICAL MACHINERY .....	-	-	-	-	-
ELECTRICAL MACHINERY, APPARATUS, APPLIANCES, AND SUPPLIES .....	-	-	-	-	-
TRANSPORT EQUIPMENT .....	-	-	-	-	-
MISCELLANEOUS MANUFACTURES .....	-	-	-	-	-
ELECTRICITY, GAS, WATER AND SANITARY SERVICES .....	-	-	-	-	-
ELECTRICITY, GAS AND STEAM .....	-	-	-	-	-
WATERWORKS AND SUPPLY .....	-	-	-	-	-
SANITARY AND SIMILAR SERVICES .....	-	-	-	-	-
CONSTRUCTION .....	-	-	-	-	-
CONSTRUCTION BY GENERAL CONTRACTORS .....	-	-	-	-	-
CONSTRUCTION BY SPECIAL TRADE CONTRACTORS .....	-	-	-	-	-
COMMERCE .....	7	6	13	11	3
WHOLESALE TRADE .....	-	-	-	-	-
RETAIL TRADE .....	7	6	13	11	3
BANKS AND OTHER FINANCIAL INSTITUTIONS .....	-	-	-	-	-
INSURANCE .....	-	-	-	-	-
REAL ESTATE .....	-	-	-	-	-
TRANSPORT, COMMUNICATION, AND STORAGE .....	-	-	-	-	-
TRANSPORT .....	-	-	-	-	-
COMMUNICATION .....	-	-	-	-	-
STORAGE AND WAREHOUSING .....	-	-	-	-	-
SERVICES .....	43	30	31	13	2
GOVERNMENT SERVICES .....	13	3	8	3	1
COMMUNITY SERVICES .....	30	23	19	9	-
BUSINESS SERVICES .....	-	1	1	-	-
RECREATIONAL SERVICES .....	-	-	-	-	-
PERSONAL SERVICES .....	-	1	3	1	1
INDUSTRY NOT ADEQUATELY DESCRIBED .....	-	1	2	-	3

\* MISSING IS NULL IN ITS EFFICIENCY.

# BATANES

TABLE 11. HOUSEHOLD POPULATION-GAINFUL WORKERS 10 YEARS OLD AND OVER, BY SEX, CLASS OF WORKER, AND MAJOR AND MINOR OCCUPATION, URBAN-RURAL: 1975

SEX, OCCUPATION GROUP AND TYPE OF AREA	TOTAL	WAGE AND SALARY EARNER			IN OWN BUSINESS *		UNPAID FAMILY WORKER	NOT STATED	
		TOTAL	PRIVATE	GOVERNMENT	TOTAL	SELF-EMPLOYED EMPLOYER			
BATANES -									
BOTH SEXES									
GAINFUL OCCUPATIONS .....	9,721	959	202	753	2,328	2,318	10	1,423	25
PROFESSIONAL, TECHNICAL, AND RELATED WORKERS .....	271	200	12	256	1	1	-	-	2
ARCHITECTS, ENGINEERS, AND SURVEYORS .....	11	11	1	10	-	-	-	-	-
CHEMISTS, PHARMACISTS, NATURAL AND AGRICULTURAL SCIENTISTS .....	9	9	-	9	-	-	-	-	-
PROFESSORS AND TEACHERS .....	189	188	3	185	-	-	-	-	1
PHYSICIANS, SURGEONS, AND DENTISTS .....	6	6	1	5	-	-	-	-	-
NURSES, MIDWIVES, PROFESSIONAL MEDICAL WORKERS N.E.C. AND MEDICAL TECHNICIANS .....	26	26	-	26	-	-	-	-	-
LAWYERS AND JURISTS .....	10	9	-	9	1	1	-	-	-
CLERGYMEN, CHARITABLE & SOCIAL WELFARE WORKERS .....	13	12	6	6	-	-	-	-	1
ACCOUNTANTS, SOCIAL SCIENTISTS, AND RELATED WORKERS .....	7	7	1	6	-	-	-	-	-
ARTISTS, WRITERS, ENTERTAINERS, AND RELATED WORKERS .....	-	-	-	-	-	-	-	-	-
DRAFTSMEN, TECHNICIANS, AND SEMI-PROFESSIONAL WORKERS N.E.C. ....	-	-	-	-	-	-	-	-	-
ADMINISTRATIVE, EXECUTIVE, AND MANAGERIAL WORKERS .....	56	50	2	54	-	-	-	-	-
GOVERNMENT OFFICIALS .....	48	48	-	48	-	-	-	-	-
DIRECTORS, MANAGERS, AND WORKING PROPRIETORS .....	8	8	2	6	-	-	-	-	-
CLERICAL WORKERS .....	212	212	7	205	-	-	-	-	-
BOOKKEEPERS, ACCOUNTING CLERKS, AND CASHIERS .....	28	28	-	28	-	-	-	-	-
STENOGRAPHERS AND TYPISTS .....	18	18	-	18	-	-	-	-	-
OFFICE MACHINE OPERATORS .....	1	1	-	1	-	-	-	-	-
CLERICAL WORKERS N.E.C. ....	165	165	7	158	-	-	-	-	-
SALES WORKERS .....	88	8	8	-	76	66	10	4	-
WORKING PROPRIETORS, WHOLESALE AND RETAIL TRADE .....	64	-	-	-	64	55	9	-	-
INSURANCE & REAL ESTATE SALESMEN, SALESMEN OF SECURITIES AND SERVICES, AND AUCTIONEERS .....	3	2	2	-	1	1	-	-	-
TRAVELING SALESMEN AND MANUFACTURER'S AGENTS .....	2	2	2	-	-	-	-	-	-
SALESMEN AND RELATED WORKERS .....	19	4	4	-	11	10	1	4	-
SHOP ASSISTANTS AND RELATED WORKERS .....	-	-	-	-	-	-	-	-	-
FARMERS, FISHERMEN, HUNTERS, LOGGERS AND RELATED WORKERS .....	3,705	71	68	3	2,214	2,214	-	1,416	5
FARMERS AND FARM MANAGERS .....	2,196	4	3	1	2,189	2,189	-	-	3
FARM WORKERS (WAGE OR UNPAID) .....	1,474	65	64	1	-	-	1,408	1	1
HUNTERS AND RELATED WORKERS .....	-	-	-	-	-	-	-	-	-
FISHERMEN AND RELATED WORKERS .....	34	1	1	-	23	25	-	8	-
LOGGERS AND OTHER FORESTRY WORKERS .....	1	1	-	1	-	-	-	-	-
MINERS, QUARRYMEN, AND RELATED WORKERS .....	4	4	4	-	-	-	-	-	-
FOREMEN, MINES AND QUARRIES .....	4	4	4	-	-	-	-	-	-
MINERS AND QUARRYMEN .....	-	-	-	-	-	-	-	-	-
WELL DRILLERS AND RELATED WORKERS .....	-	-	-	-	-	-	-	-	-
MINERAL TREATERS .....	-	-	-	-	-	-	-	-	-
WORKERS IN TRANSPORT AND COMMUNICATION OCCUPATIONS .....	55	52	12	40	2	2	-	-	1
DECK OFFICERS, ENGINEER OFFICERS AND PILOTS, SHIP .....	-	-	-	-	-	-	-	-	-
DECK AND ENGINE ROOM RATINGS, SHIP, BARGE CREWS AND BOATMEN .....	9	9	9	-	-	-	-	-	-
AIRCRAFT PILOTS, NAVIGATORS, AND FLIGHT ENGINEERS .....	-	-	-	-	-	-	-	-	-
DRIVERS, FIREMEN, AND BRAKEMEN, RAILWAY .....	-	-	-	-	-	-	-	-	-
DRIVERS, ROAD TRANSPORT .....	17	15	3	12	2	2	-	-	-
CONDUCTORS, RAILWAY AND ROAD TRANSPORT .....	-	-	-	-	-	-	-	-	-
INSPECTORS, SUPERVISORS, TRAFFIC CONTROLLERS AND DISPATCHERS, AND OTHER WORKERS, TRANSPORT, N.E.C. ....	3	2	-	2	-	-	-	-	1
TELEPHONE, TELEGRAPH, AND RELATED TELECOMMUNICATION WORKERS .....	12	12	-	12	-	-	-	-	-
MAIL CARRIERS AND MESSENGERS .....	14	14	-	14	-	-	-	-	-

\* SELF-EMPLOYED - WITHOUT ANY PAID WORKERS; EMPLOYER - SELF-EMPLOYED WHO HIRES ONE OR MORE PAID WORKERS.

# BATANES

TABLE 11. HOUSEHOLD POPULATION-GAINFUL WORKERS 10 YEARS OLD AND OVER, BY SEX, CLASS OF WORKER, AND MAJOR AND MINOR OCCUPATION,  
URBAN-RURAL: 1975  
(continued)

SEX, OCCUPATION GROUP AND TYPE OF AREA	TOTAL	WAGE AND SALARY EARNER			IN OWN BUSINESS *		UNPAID FAMILY WORKER	NOT STATED
		TOTAL	PRIVATE	GOVERNMENT	TOTAL	SELF- EMPLOYED EMPLOYER		
BATANES -								
CRAFTSMEN, PRODUCTION PROCESS WORKERS, AND RELATED LABORERS...	107	73	16	57	32	32	2	-
SPINNERS, WEAVERS, KNITERS, DYERS, AND RELATED WORKERS.....	3	-	-	-	3	3	-	-
TAILORS, SEWERS, EMBROIDERERS, AND RELATED WORKERS.....	21	5	3	-	15	15	1	-
FOOTWEAR MAKERS AND LEATHER WORKERS.....	-	-	-	-	-	-	-	-
FURNACEMEN, ROLLERS, DRAWERS, MOLDERS, & RELATED METAL MAKING & TREATING WORKERS.....	5	1	1	-	4	4	-	-
PRECISION INSTRUMENT MECHANICS, WATCH REPAIRERS AND RELATED WORKERS.....	1	1	1	-	-	-	-	-
TOOLMAKERS, MACHINISTS, PLUMBERS, WELDERS, PLATERS, AND RELATED WORKERS.....	6	5	-	5	1	1	-	-
ELECTRICIANS AND RELATED ELECTRICAL AND ELECTRONICS WORKERS.....	6	6	1	5	-	-	-	-
CARPENTERS, CABINETMAKERS, AND RELATED WORKERS.....	17	10	3	7	7	7	-	-
PAINTERS.....	-	-	-	-	-	-	-	-
BRICKLAYERS, MASONS, & OTHER CONSTRUCTION WORKERS N.E.C.....	40	40	5	35	-	-	-	-
COMPOSITORS, PRESSMEN, ENGRAVERS, BOOKBINDERS, AND RELATED WORKERS.....	1	-	-	-	1	1	-	-
PUTTERS, KILNMEN, GLASS AND CLAY FORMERS, AND RELATED WORKERS.....	-	-	-	-	-	-	-	-
MILLERS, BAKERS, BREWERS, AND RELATED FOOD AND BEVERAGE WORKERS.....	-	-	-	-	-	-	-	-
CHEMICAL AND RELATED PROCESS WORKERS.....	-	-	-	-	-	-	-	-
TOBACCO PREPARERS & TOBACCO PRODUCT MAKERS.....	-	-	-	-	-	-	-	-
CRAFTSMEN AND PRODUCTION- PROCESS WORKERS N.E.C. ....	2	-	-	-	1	1	1	-
PACKERS, LABELLERS, AND RELATED WORKERS.....	-	-	-	-	-	-	-	-
STATIONARY ENGINE & EXCAVATING AND LIFTING EQUIPMENT OPERATORS AND RELATED WORKERS.....	3	3	-	3	-	-	-	-
SERVICE, SPORTS, AND RELATED WORKERS.....	138	134	71	63	2	2	-	2
FIREFIGHTERS, POLICEMEN, GUARDS, AND RELATED WORKERS.....	41	41	-	41	-	-	-	-
HOUSEKEEPERS, COOKS, MAIDS, & RELATED WORKERS.....	69	67	67	-	-	-	-	2
WAITERS, BARTENDERS, AND RELATED WORKERS.....	1	1	1	-	-	-	-	-
BUILDING CARETAKERS, CLEANERS, AND RELATED WORKERS.....	36	36	2	34	-	-	-	-
BARBERS, HAIRDRESSERS, BEAUTICIANS AND RELATED WORKERS.....	1	-	-	-	1	1	-	-
LAUNDERS, DRY CLEANERS, AND PRESSERS.....	2	1	1	-	1	1	-	-
ATHLETES, SPORTSMEN, AND RELATED WORKERS.....	-	-	-	-	-	-	-	-
PHOTOGRAPHERS AND RELATED CAMERA OPERATORS.....	-	-	-	-	-	-	-	-
EMBALMERS AND UNDERTAKERS.....	-	-	-	-	-	-	-	-
SERVICE, SPORTS, AND RELATED WORKERS N.E.C.....	8	8	-	8	-	-	-	-
STEVEDORES AND RELATED FREIGHT HANDLERS, AND LABORERS N.E.C.....	13	12	-	12	1	1	-	-
STEVEDORES AND RELATED FREIGHT HANDLERS.....	1	-	-	-	1	1	-	-
LABORERS N.E.C.....	12	12	-	12	-	-	-	-
OTHER N.E.C. OCCUPATIONS UNIDENTIFIABLE.....	52	45	2	43	-	-	1	6

\* SELF-EMPLOYED - WITHOUT ANY PAID WORKERS; EMPLOYER - SELF-EMPLOYED WHO HIRES ONE OR MORE PAID WORKERS.



# BATANES

TABLE 11. HOUSEHOLD POPULATION-GAINFUL WORKERS 10 YEARS OLD AND OVER, BY SEX, CLASS OF WORKER, AND MAJOR AND MINOR OCCUPATION,  
URBAN-RURAL: 1975  
(continued)

SEX, OCCUPATION GROUP AND TYPE OF AREA	TOTAL	WAGE AND SALARY EARNER			IN OWN BUSINESS *		UNPAID FAMILY WORKER	NOT STATED
		TOTAL	PRIVATE	GOVERNMENT	TOTAL	SELF- EMPLOYED EMPLOYER		
BATANES								
MALE								
GAINFUL OCCUPATIONS .....	2,700	599	102	493	1,510	1,505	5	588
PROFESSIONAL, TECHNICAL, AND RELATED WORKERS .....	108	105	4	101	1	1	-	2
ARCHITECTS, ENGINEERS, AND SURVEYORS.....	9	9	-	9	-	-	-	-
CHEMISTS, PHARMACISTS, NATURAL AND AGRICULTURAL SCIENTISTS.....	8	8	-	8	-	-	-	1
PROFESSORS AND TEACHERS.....	63	62	-	62	-	-	-	-
PHYSICIANS, SURGEONS, AND DENTISTS.....	4	4	1	3	-	-	-	-
NURSES, MIDWIVES, PROFESSIONAL MEDICAL WORKERS N.E.C. AND MEDICAL TECHNICIANS.....	5	5	-	5	-	-	-	-
LAWYERS AND JURISTS.....	10	9	-	9	1	1	-	-
CLERGYMEN, CHARITABLE & SOCIAL WELFARE WORKERS.....	5	4	2	2	-	-	-	1
ACCOUNTANTS, SOCIAL SCIENTISTS, AND RELATED WORKERS.....	4	4	1	3	-	-	-	-
ARTISTS, WRITERS, ENTERTAINERS, AND RELATED WORKERS.....	-	-	-	-	-	-	-	-
DRAFTSMEN, TECHNICIANS, AND SEMI-PROFESSIONAL WORKERS N.E.C. ....	-	-	-	-	-	-	-	-
ADMINISTRATIVE, EXECUTIVE, AND MANAGERIAL WORKERS.....	45	45	1	44	-	-	-	-
GOVERNMENT OFFICIALS.....	38	38	-	38	-	-	-	-
DIRECTORS, MANAGERS, AND WORKING PROPRIETORS.....	7	7	1	6	-	-	-	-
CLERICAL WORKERS.....	120	120	2	118	-	-	-	-
BOOKKEEPERS, ACCOUNTING CLERKS, AND CASHIERS.....	12	12	-	12	-	-	-	-
STENOGRAPHERS AND TYPISTS.....	4	4	-	4	-	-	-	-
OFFICE MACHINE OPERATORS.....	1	1	-	1	-	-	-	-
CLERICAL WORKERS N.E.C.....	103	103	2	101	-	-	-	-
SALES WORKERS.....	33	7	7	-	26	21	5	-
WORKING PROPRIETORS, WHOLESALE AND RETAIL TRADE.....	20	-	-	-	20	15	5	-
INSURANCE & REAL ESTATE SALESMEN, SALESMEN OF SECURITIES AND SERVICES, AND AUCTIONEERS.....	3	2	2	-	1	1	-	-
TRAVELING SALESMEN AND MANUFACTURER'S AGENTS.....	1	1	1	-	-	-	-	-
SALESMEN AND RELATED WORKERS.....	9	4	4	-	5	5	-	-
SHOP ASSISTANTS AND RELATED WORKERS.....	-	-	-	-	-	-	-	-
FARMERS, FISHERMEN, HUNTERS, LOGGERS AND RELATED WORKERS.....	2,085	40	37	3	1,457	1,457	-	587
FARMERS AND FARM MANAGERS.....	1,435	2	1	1	1,432	1,432	-	579
FARM WORKERS (WAGE OR UNPAID).....	615	36	35	1	-	-	-	-
HUNTERS AND RELATED WORKERS.....	-	-	-	-	-	-	-	-
FISHERMEN AND RELATED WORKERS.....	34	1	1	-	25	25	-	8
LOGGERS AND OTHER FORESTRY WORKERS.....	1	1	-	1	-	-	-	-
MINERS, QUARRYMEN, AND RELATED WORKERS.....	4	4	4	-	-	-	-	-
FOREMEN, MINES AND QUARRIES.....	4	4	4	-	-	-	-	-
MINERS AND QUARRYMEN.....	-	-	-	-	-	-	-	-
WELL DRILLERS AND RELATED WORKERS.....	-	-	-	-	-	-	-	-
MINERAL TREATERS.....	-	-	-	-	-	-	-	-
WORKERS IN TRANSPORT AND COMMUNICATION OCCUPATIONS.....	54	51	12	39	2	2	-	2
DECK OFFICERS, ENGINE OFFICERS AND PILOTS, SHIP.....	-	-	-	-	-	-	-	-
DECK AND ENGINE ROOM RATINGS, SHIP, BARGE CREWS AND BOATMEN.....	9	9	9	-	-	-	-	-
AIRCRAFT PILOTS, NAVIGATORS, AND FLIGHT ENGINEERS.....	-	-	-	-	-	-	-	-
DRIVERS, FIREMEN, AND BRAKEMEN, RAILWAY.....	-	-	-	-	-	-	-	-
DRIVERS, ROAD TRANSPORT.....	17	15	3	12	2	2	-	-
CONDUCTORS, RAILWAY AND ROAD TRANSPORT.....	-	-	-	-	-	-	-	-
INSPECTORS, SUPERVISORS, TRAFFIC CONTROLLERS AND DISPATCHERS, AND OTHER WORKERS, TRANSPORT, N.E.C.....	3	2	-	2	-	-	-	1
TELEPHONE, TELEGRAPH, AND RELATED TELECOMMUNICATION WORKERS.....	12	12	-	12	-	-	-	-
MAIL CARRIERS AND MESSENGERS.....	13	13	-	13	-	-	-	-

\* SELF-EMPLOYED - WITHOUT ANY PAID WORKERS; EMPLOYER - SELF-EMPLOYED WHO HIRES ONE OR MORE PAID WORKERS.

# BATANES

TABLE 11. HOUSEHOLD POPULATION-GAINFUL WORKERS 10 YEARS OLD AND OVER, BY SEX, CLASS OF WORKER, AND MAJOR AND MINOR OCCUPATION,  
URBAN-RURAL: 1975  
(continued)

SEX, OCCUPATION GROUP AND TYPE OF AREA	TOTAL	WAGE AND SALARY EARNER			IN OWN BUSINESS *		UNPAID FAMILY WORKER	NOT STATED
		TOTAL	PRIVATE	GOVERNMENT	TOTAL	SELF- EMPLOYED EMPLOYER		
BATANES -								
CRAFTSMEN, PRODUCTION PROCESS WORKERS, AND RELATED LABORERS...	96	72	15	57	23	23	-	1
SPINNERS, WEAVERS, KNITTERS, DYERS, AND RELATED WORKERS....	2	-	-	-	2	2	-	-
TAILORS, SEWERS, EMBROIDERERS, AND RELATED WORKERS.....	12	4	4	-	6	6	-	-
FOOTWEAR MAKERS AND LEATHER WORKERS.....	-	-	-	-	-	-	-	-
FURNACEMEN, ROLLERS, DRAWERS, MOLDERS, & RELATED METAL MAKING & TREATING WORKERS.....	5	1	1	-	4	4	-	-
PRECISION INSTRUMENT MECHANICS, WATCH REPAIRERS AND RELATED WORKERS.....	1	1	1	-	-	-	-	-
TOOLMAKERS, MACHINISTS, PLUMBERS, WELDERS, PLATERS, AND RELATED WORKERS.....	6	5	-	5	1	1	-	-
ELECTRICIANS AND RELATED ELECTRICAL AND ELECTRONICS WORKERS.....	6	6	1	5	-	-	-	-
CARPENTERS, CABINETMAKERS, AND RELATED WORKERS.....	17	12	3	7	7	7	-	-
PAINTERS.....	-	-	-	-	-	-	-	-
BRICKLAYERS, MASONS, & OTHER CONSTRUCTION WORKERS N.E.C....	40	40	5	35	-	-	-	-
COMPOSITORS, PRESSMEN, ENGRAVERS, BOOKBINDERS, AND RELATED WORKERS.....	-	-	-	-	-	-	-	-
POTTERS, KILNMEN, GLASS AND CLAY FORMERS, AND RELATED WORKERS.....	-	-	-	-	-	-	-	-
MILLERS, BAKERS, BREWERS, AND RELATED FOOD AND BEVERAGE WORKERS.....	-	-	-	-	-	-	-	-
CHEMICAL AND RELATED PROCESS WORKERS.....	-	-	-	-	-	-	-	-
TOBACCO PREPARERS & TOBACCO PRODUCT MAKERS.....	-	-	-	-	-	-	-	-
CRAFTSMEN AND PRODUCTION- PROCESS WORKERS N.E.C. ....	2	-	-	-	1	1	-	1
PACKERS, LABELLERS, AND RELATED WORKERS.....	-	-	-	-	-	-	-	-
STATIONARY ENGINE & EXCAVATING AND LIFTING EQUIPMENT OPERATORS AND RELATED WORKERS.....	5	5	-	5	-	-	-	-
SERVICE, SPORTS, AND RELATED WORKERS.....	98	97	18	79	-	-	-	1
FIREFIGHTERS, POLICEMEN, GUARDS, AND RELATED WORKERS.....	41	41	-	41	-	-	-	-
HOUSEKEEPERS, COOKS, MAIDS, & RELATED WORKERS.....	15	14	14	-	-	-	-	1
WAITERS, BARTENDERS, AND RELATED WORKERS.....	1	1	1	-	-	-	-	-
BUILDING CARPENTERS, CLEANERS, AND RELATED WORKERS.....	36	36	2	34	-	-	-	-
BARBERS, HAIRDRESSERS, BEAUTICIANS AND RELATED WORKERS.....	-	-	-	-	-	-	-	-
LAUNDERS, DRY CLEANERS, AND PRESSERS.....	1	1	1	-	-	-	-	-
ATHLETES, SPORTSMEN, AND RELATED WORKERS.....	-	-	-	-	-	-	-	-
PHOTOGRAPHERS AND RELATED CAMERA OPERATORS.....	-	-	-	-	-	-	-	-
EMBALMERS AND UNDERTAKERS.....	-	-	-	-	-	-	-	-
SERVICE, SPORTS, AND RELATED WORKERS N.E.C.....	4	4	-	4	-	-	-	-
STEVEDORES AND RELATED FREIGHT HANDLERS, AND LABORERS N.E.C....	13	12	-	12	1	1	-	-
STEVEDORES AND RELATED FREIGHT HANDLERS.....	1	-	-	-	1	1	-	-
LABORERS N.E.C. ....	12	12	-	12	-	-	-	-
OTHER N.E.C. OCCUPATIONS UNIDENTIFIABLE.....	44	42	2	40	-	-	-	2

\* SELF-EMPLOYED - WITHOUT ANY PAID WORKERS, EMPLOYER - SELF-EMPLOYED WHO HIRES ONE OR MORE PAID WORKERS.

# BATANES

TABLE 11. HOUSEHOLD POPULATION-GAINFUL WORKERS 10 YEARS OLD AND OVER, BY SEX, CLASS OF WORKER, AND MAJOR AND MINOR OCCUPATION, URBAN-RURAL: 1975  
(continued)

SEX, OCCUPATION GROUP AND TYPE OF AREA	TOTAL	WAGE AND SALARY EARNER			IN OWN BUSINESS *			UNPAID FAMILY WORKER	NOT STATED
		TOTAL	PRIVATE	GOVERNMENT	TOTAL	SELF-EMPLOYED	EMPLOYER		
<b>BATANES</b>									
<b>FEMALE</b>									
GAINFUL OCCUPATIONS .....	2,021	300	100	260	810	813	5	835	8
PROFESSIONAL, TECHNICAL, AND RELATED WORKERS .....	163	163	0	155	-	-	-	-	-
ARCHITECTS, ENGINEERS, AND SURVEYORS .....	2	2	1	1	-	-	-	-	-
CHEMISTS, PHARMACISTS, NATURAL AND AGRICULTURAL SCIENTISTS .....	1	1	-	1	-	-	-	-	-
PROFESSORS AND TEACHERS .....	120	120	3	123	-	-	-	-	-
PHYSICIANS, SURGEONS, AND DENTISTS .....	2	2	-	2	-	-	-	-	-
NURSES, MIDWIVES, PROFESSIONAL MEDICAL WORKERS N.E.C. AND MEDICAL TECHNICIANS .....	21	21	-	21	-	-	-	-	-
LAWYERS AND JURISTS .....	-	-	-	-	-	-	-	-	-
CLERGYMEN, CHARITABLE & SOCIAL WELFARE WORKERS .....	4	4	4	4	-	-	-	-	-
ACCOUNTANTS, SOCIAL SCIENTISTS, AND RELATED WORKERS .....	3	3	-	3	-	-	-	-	-
ARTISTS, WRITERS, ENTERTAINERS, AND RELATED WORKERS .....	-	-	-	-	-	-	-	-	-
DRAFTSMEN, TECHNICIANS, AND SEMI-PROFESSIONAL WORKERS N.E.C. ....	-	-	-	-	-	-	-	-	-
ADMINISTRATIVE, EXECUTIVE, AND MANAGERIAL WORKERS .....	11	12	1	10	-	-	-	-	-
GOVERNMENT OFFICIALS .....	10	10	-	10	-	-	-	-	-
DIRECTORS, MANAGERS, AND WORKING PROPRIETORS .....	1	1	1	-	-	-	-	-	-
CLERICAL WORKERS .....	92	92	0	87	-	-	-	-	-
BOOKKEEPERS, ACCOUNTING CLERKS, AND CASHIERS .....	16	16	-	16	-	-	-	-	-
STENOGRAPHERS AND TYPISTS .....	14	14	-	14	-	-	-	-	-
OFFICE MACHINE OPERATORS .....	-	-	-	-	-	-	-	-	-
CLERICAL WORKERS N.E.C. ....	62	62	0	57	-	-	-	-	-
SALES WORKERS .....	35	1	1	-	30	45	5	4	-
WORKING PROPRIETORS, WHOLESALE AND RETAIL TRADE .....	44	-	-	-	44	40	4	-	-
INSURANCE & REAL ESTATE SALESMEN, SALESMEN OF SECURITIES AND SERVICES, AND AUCTIONEERS .....	-	-	-	-	-	-	-	-	-
TRAVELING SALESMEN AND MANUFACTURER'S AGENTS .....	1	1	1	-	-	-	-	-	-
SALESMEN AND RELATED WORKERS .....	10	-	-	-	6	5	1	4	-
SHOP ASSISTANTS AND RELATED WORKERS .....	-	-	-	-	-	-	-	-	-
FARMERS, FISHERMEN, HUNTERS, LOGGERS AND RELATED WORKERS .....	1,020	31	31	-	757	757	-	829	3
FARMERS AND FARM MANAGERS .....	761	2	2	-	757	757	-	-	2
FARM WORKERS (WAGE OR UNPAID) .....	659	49	29	-	-	-	-	829	1
HUNTERS AND RELATED WORKERS .....	-	-	-	-	-	-	-	-	-
FISHERMEN AND RELATED WORKERS .....	-	-	-	-	-	-	-	-	-
LOGGERS AND OTHER FORESTRY WORKERS .....	-	-	-	-	-	-	-	-	-
MINERS, QUARRYMEN, AND RELATED WORKERS .....	-	-	-	-	-	-	-	-	-
FOREMEN, MINES AND QUARRIES .....	-	-	-	-	-	-	-	-	-
MINERS AND QUARRYMEN .....	-	-	-	-	-	-	-	-	-
WELL DRILLERS AND RELATED WORKERS .....	-	-	-	-	-	-	-	-	-
MINERAL TREATERS .....	-	-	-	-	-	-	-	-	-
WORKERS IN TRANSPORT AND COMMUNICATION OCCUPATIONS .....	1	1	-	1	-	-	-	-	-
DECK OFFICERS, ENGINEER OFFICERS AND PILOTS, SHIP .....	-	-	-	-	-	-	-	-	-
DECK AND ENGINE ROOM RATINGS, SHIP, BARGE CREWS AND BOATMEN .....	-	-	-	-	-	-	-	-	-
AIRCRAFT PILOTS, NAVIGATORS, AND FLIGHT ENGINEERS .....	-	-	-	-	-	-	-	-	-
DRIVERS, FIREMEN, AND BRAKEMEN, RAILWAY .....	-	-	-	-	-	-	-	-	-
DRIVERS, ROAD TRANSPORT .....	-	-	-	-	-	-	-	-	-
CONDUCTORS, RAILWAY AND ROAD TRANSPORT .....	-	-	-	-	-	-	-	-	-
INSPECTORS, SUPERVISORS, TRAFFIC CONTROLLERS AND DISPATCHERS, AND OTHER WORKERS, TRANSPORT, N.E.C. ....	-	-	-	-	-	-	-	-	-
TELEPHONE, TELEGRAPH, AND RELATED TELECOMMUNICATION WORKERS .....	-	-	-	-	-	-	-	-	-
MAIL CARRIERS AND MESSENGERS .....	1	1	-	1	-	-	-	-	-

\* SELF-EMPLOYED - WITHOUT ANY PAID WORKERS, EMPLOYER - SELF-EMPLOYED WHO HIRES ONE OR MORE PAID WORKERS.

# BATANES

TABLE 11. HOUSEHOLD POPULATION-GAINFUL WORKERS 10 YEARS OLD AND OVER, BY SEX, CLASS OF WORKER, AND MAJOR AND MINOR OCCUPATION,  
URBAN-RURAL: 1975  
(continued)

SEX, OCCUPATION GROUP AND TYPE OF AREA	TOTAL	WAGE AND SALARY EARNER			IN OWN BUSINESS *		UNPAID FAMILY WORKER	NOT STATED
		TOTAL	PRIVATE	GOVERNMENT	TOTAL	SELF- EMPLOYED EMPLOYER		
BATANES -								
CRAFTSMEN, PRODUCTION PROCESS WORKERS, AND RELATED LABORERS...	11	1	1	-	9	9	-	1
SPINNERS, WEAVERS, KNITTERS, DYERS, AND RELATED WORKERS....	1	-	-	-	1	1	-	-
TAILORS, SEWERS, EMBROIDERERS, AND RELATED WORKERS.....	9	1	1	-	7	7	-	1
FOOTWEAR MAKERS AND LEATHER WORKERS.....	-	-	-	-	-	-	-	-
FURNACEMEN, ROLLERS, DRAWERS, MOLDERS, & RELATED METAL MAKING & TREATING WORKERS....	-	-	-	-	-	-	-	-
PRECISION INSTRUMENT MECHANICS, WATCH REPAIRERS AND RELATED WORKERS.....	-	-	-	-	-	-	-	-
TOOLMAKERS, MACHINISTS, PLUMBERS, WELDERS, PLATERS, AND RELATED WORKERS.....	-	-	-	-	-	-	-	-
ELECTRICIANS AND RELATED ELECTRICAL AND ELECTRONICS WORKERS.....	-	-	-	-	-	-	-	-
CARPENTERS, CABINETMAKERS, AND RELATED WORKERS.....	-	-	-	-	-	-	-	-
PAINTERS.....	-	-	-	-	-	-	-	-
BRICKLAYERS, MASONS, & OTHER CONSTRUCTION WORKERS N.E.C....	-	-	-	-	-	-	-	-
COMPOSITORS, PRESSMEN, ENGRAVERS, BOOKBINDERS, AND RELATED WORKERS.....	1	-	-	-	1	1	-	-
POTTERS, KILNMEN, GLASS AND CLAY FORMERS, AND RELATED WORKERS.....	-	-	-	-	-	-	-	-
MILLERS, BAKERS, BREWERS, AND RELATED FOOD AND BEVERAGE WORKERS.....	-	-	-	-	-	-	-	-
CHEMICAL AND RELATED PROCESS WORKERS.....	-	-	-	-	-	-	-	-
TOBACCO PREPARERS & TOBACCO PRODUCT MAKERS.....	-	-	-	-	-	-	-	-
CRAFTSMEN AND PRODUCTION- PROCESS WORKERS N.E.C. ....	-	-	-	-	-	-	-	-
PACKERS, LABELLERS, AND RELATED WORKERS.....	-	-	-	-	-	-	-	-
STATIONARY ENGINE & EXCAVATING AND LIFTING EQUIPMENT OPERATORS AND RELATED WORKERS.....	-	-	-	-	-	-	-	-
SERVICE, SPORTS, AND RELATED WORKERS.....	60	51	53	4	2	2	-	1
FIREFIGHTERS, POLICEMEN, GUARDS, AND RELATED WORKERS.....	-	-	-	-	-	-	-	-
HOUSEKEEPERS, COOKS, MAIDS, & RELATED WORKERS.....	54	53	53	-	-	-	-	1
WAITERS, BARTENDERS, AND RELATED WORKERS.....	-	-	-	-	-	-	-	-
BUILDING CARETAKERS, CLEANERS, AND RELATED WORKERS.....	-	-	-	-	-	-	-	-
BARBERS, HAIRDRESSERS, BEAUTICIANS AND RELATED WORKERS.....	1	-	-	-	1	1	-	-
LAUNDERERS, DRY CLEANERS, AND PRESSERS.....	1	-	-	-	1	1	-	-
ATHLETES, SPORTSMEN, AND RELATED WORKERS.....	-	-	-	-	-	-	-	-
PHOTOGRAPHERS AND RELATED CAMERA OPERATORS.....	-	-	-	-	-	-	-	-
EMBALMERS AND UNDERTAKERS.....	-	-	-	-	-	-	-	-
SERVICE, SPORTS, AND RELATED WORKERS N.E.C. ....	4	4	-	4	-	-	-	-
STEVEDORES AND RELATED FREIGHT HANDLERS, AND LABORERS N.E.C....	-	-	-	-	-	-	-	-
STEVEDORES AND RELATED FREIGHT HANDLERS .....	-	-	-	-	-	-	-	-
LABORERS N.E.C. ....	-	-	-	-	-	-	-	-
OTHER N.E.C. OCCUPATIONS UNIDENTIFIABLE .....	0	0	-	3	-	-	-	1

\* SELF-EMPLOYED - WITHOUT ANY PAID WORKERS, EMPLOYER - SELF-EMPLOYED WHO HIRES ONE OR MORE PAID WORKERS.

# BATANES

**TABLE 12. HOUSEHOLD POPULATION-GAINFUL WORKERS 10 YEARS OLD AND OVER, BY SEX, CLASS OF WORKER, AND MAJOR AND MINOR INDUSTRY, URBAN-RURAL: 1975**

SEX, INDUSTRY GROUP AND TYPE OF AREA	TOTAL	WAGE AND SALARY EARNER			IN OWN BUSINESS		UNPAID FAMILY WORKER	NOT STATED
		TOTAL	PRIVATE	GOVERNMENT	TOTAL	SELF-EMPLOYED		
<b>BATANES - TOTAL</b>								
<b>BOTH SEXES</b>								
ALL INDUSTRIES .....	4,721	955	202	753	2,020	2,310	10	1,425
AGRICULTURE, HUNTING, FORESTRY AND FISHING .....	3,098	66	66	-	2,210	2,210	-	1,415
AGRICULTURAL PRODUCTION AND SERVICES .....	3,004	66	66	-	2,197	2,197	-	1,407
HUNTING, TRAPPING AND GAME PROPAGATION .....	-	-	-	-	-	-	-	-
FORESTRY AND LOGGING .....	-	-	-	-	-	-	-	-
FISHING .....	34	-	-	-	26	26	-	8
MINING AND QUARRYING .....	-	-	-	-	-	-	-	-
COAL MINING .....	-	-	-	-	-	-	-	-
CRUDE PETROLEUM AND NATURAL GAS PRODUCTION .....	-	-	-	-	-	-	-	-
METAL ORE MINING .....	-	-	-	-	-	-	-	-
OTHER MINING .....	-	-	-	-	-	-	-	-
MANUFACTURING .....	34	6	6	-	25	25	-	1
FOOD, MANUFACTURED .....	-	-	-	-	-	-	-	-
BEVERAGES .....	-	-	-	-	-	-	-	-
TOBACCO PRODUCTS .....	-	-	-	-	-	-	-	-
TEXTILES .....	-	-	-	-	-	-	-	-
FOOTWEAR, OTHER WEARING APPAREL AND MADE-UP TEXTILE GOODS .....	21	0	5	-	15	15	-	1
WOOD AND CORK PRODUCTS, EXCEPT FURNITURE .....	-	-	-	-	-	-	-	-
FURNITURE AND FIXTURES .....	3	-	-	-	3	3	-	-
PAPER AND PAPER PRODUCTS .....	-	-	-	-	-	-	-	-
PRINTING, PUBLISHING AND ALLIED INDUSTRIES .....	-	-	-	-	-	-	-	-
LEATHER AND LEATHER PRODUCTS, EXCEPT FOOTWEAR AND OTHER WEARING APPAREL .....	-	-	-	-	-	-	-	-
RUBBER PRODUCTS .....	-	-	-	-	-	-	-	-
CHEMICALS AND CHEMICAL PRODUCTS .....	-	-	-	-	-	-	-	-
PRODUCTS OF PETROLEUM AND COAL .....	-	-	-	-	-	-	-	-
NON-METALLIC MINERAL PRODUCTS, EXCEPT PRODUCTS OF PETROLEUM AND COAL .....	-	-	-	-	-	-	-	-
BASIC METAL INDUSTRIES .....	2	-	-	-	2	2	-	-
METAL PRODUCTS, EXCEPT MACHINERY AND TRANSPORT EQUIPMENT .....	2	1	1	-	1	1	-	-
MACHINERY, EXCEPT ELECTRICAL MACHINERY .....	-	-	-	-	-	-	-	-
ELECTRICAL MACHINERY, APPARATUS, APPLIANCES, AND SUPPLIES .....	2	2	2	-	-	-	-	-
TRANSPORT EQUIPMENT .....	1	-	-	-	1	1	-	-
MISCELLANEOUS MANUFACTURES .....	1	-	-	-	1	1	-	-
ELECTRICITY, GAS, WATER AND SANITARY SERVICES .....	2	2	-	2	-	-	-	-
ELECTRICITY, GAS AND STEAM .....	-	-	-	-	-	-	-	-
WATERWORKS AND SUPPLY .....	1	1	-	1	-	-	-	-
SANITARY AND SIMILAR SERVICES .....	1	1	-	1	-	-	-	-
CONSTRUCTION .....	16	13	8	5	3	3	-	-
CONSTRUCTION BY GENERAL CONTRACTORS .....	11	10	5	5	1	1	-	-
CONSTRUCTION BY SPECIAL TRADE CONTRACTORS .....	5	3	3	-	2	2	-	-
COMMERCE .....	69	9	2	7	16	66	10	4
WHOLESALE TRADE .....	3	-	-	-	3	3	-	-
RETAIL TRADE .....	77	1	1	-	12	62	10	4
BANKS AND OTHER FINANCIAL INSTITUTIONS .....	7	7	-	7	-	-	-	-
INSURANCE .....	2	1	1	-	1	1	-	-
REAL ESTATE .....	-	-	-	-	-	-	-	-
TRANSPORT, COMMUNICATION, AND STORAGE .....	41	39	13	26	2	2	-	-
TRANSPORT .....	20	18	12	6	2	2	-	-
COMMUNICATION .....	21	21	1	20	-	-	-	-
STORAGE AND WAREHOUSING .....	-	-	-	-	-	-	-	-
SERVICES .....	618	609	101	108	4	4	-	3
GOVERNMENT SERVICES .....	434	434	-	434	-	-	-	-
COMMUNITY SERVICES .....	301	298	30	263	-	-	-	3
BUSINESS SERVICES .....	15	13	7	6	2	2	-	-
RECREATIONAL SERVICES .....	-	-	-	-	-	-	-	-
PERSONAL SERVICES .....	68	64	64	-	2	2	-	2
INDUSTRY NOT ADEQUATELY DESCRIBED .....	23	9	4	5	5	5	-	6

\* SELF-EMPLOYED - WITHOUT ANY PAID WORKERS, EMPLOYER - SELF-EMPLOYED WHO HIRES ONE OR MORE PAID WORKERS.

National Census and Statistics Office

# BATANES

**TABLE 12. HOUSEHOLD POPULATION—GAINFUL WORKERS 10 YEARS OLD AND OVER, BY SEX, CLASS OF WORKER, AND MAJOR AND MINOR INDUSTRY, URBAN-RURAL: 1975**  
(continued)

SEX, INDUSTRY GROUP AND TYPE OF AREA	WAGE AND SALARY EARNER				IN OWN BUSINESS*			UNPAID FAMILY WORKER	NOT STATED
	TOTAL				TOTAL	SELF- EMPLOYED	EMPLOYER		
	TOTAL	PRIVATE	GOVERNMENT						
<b>BATANES - TOTAL</b>									
<b>MALE</b>									
ALL INDUSTRIES .....	2,700	545	100	493	1,519	1,509	9	588	7
AGRICULTURE, HUNTING, FORESTRY AND FISHING .....	2,000	35	33	-	1,433	1,432	-	566	1
AGRICULTURAL PRODUCTION AND SERVICES .....	2,048	35	33	-	1,432	1,432	-	578	1
HUNTING, TRAPPING AND GAME PROPAGATION .....	-	-	-	-	-	-	-	-	-
FORESTRY AND LOGGING .....	-	-	-	-	-	-	-	-	-
FISHING .....	34	-	-	-	26	26	-	8	-
MINING AND QUARRYING .....	-	-	-	-	-	-	-	-	-
COAL MINING .....	-	-	-	-	-	-	-	-	-
CRUDE PETROLEUM AND NATURAL GAS PRODUCTION .....	-	-	-	-	-	-	-	-	-
METAL ORE MINING .....	-	-	-	-	-	-	-	-	-
OTHER MINING .....	-	-	-	-	-	-	-	-	-
MANUFACTURING .....	25	7	7	-	10	10	-	-	-
FOOD, MANUFACTURED .....	-	-	-	-	-	-	-	-	-
BEVERAGES .....	-	-	-	-	-	-	-	-	-
TOBACCO PRODUCTS .....	-	-	-	-	-	-	-	-	-
TEXTILES .....	-	-	-	-	-	-	-	-	-
FOOTWEAR, OTHER WEARING APPAREL AND MADE-UP TEXTILE GOODS .....	12	4	4	-	8	8	-	-	-
WOOD AND CORK PRODUCTS, EXCEPT FURNITURE .....	-	-	-	-	-	-	-	-	-
FURNITURE AND FIXTURES .....	2	-	-	-	2	2	-	-	-
PAPER AND PAPER PRODUCTS .....	-	-	-	-	-	-	-	-	-
PRINTING, PUBLISHING AND ALLIED INDUSTRIES .....	-	-	-	-	-	-	-	-	-
LEATHER AND LEATHER PRODUCTS, EXCEPT FOOTWEAR AND OTHER WEARING APPAREL .....	-	-	-	-	-	-	-	-	-
RUBBER PRODUCTS .....	-	-	-	-	-	-	-	-	-
CHEMICALS AND CHEMICAL PRODUCTS ..	-	-	-	-	-	-	-	-	-
PRODUCTS OF PETROLEUM AND COAL ..	-	-	-	-	-	-	-	-	-
NON-METALLIC MINERAL PRODUCTS, EXCEPT PRODUCTS OF PETROLEUM AND COAL .....	-	-	-	-	-	-	-	-	-
BASIC METAL INDUSTRIES .....	2	-	-	-	2	2	-	-	-
METAL PRODUCTS, EXCEPT MACHINERY AND TRANSPORT EQUIPMENT .....	2	1	1	-	1	1	-	-	-
MACHINERY, EXCEPT ELECTRICAL MACHINERY .....	-	-	-	-	-	-	-	-	-
ELECTRICAL MACHINERY, APPARATUS, APPLIANCES, AND SUPPLIES .....	2	2	2	-	-	-	-	-	-
TRANSPORT EQUIPMENT .....	1	-	-	-	1	1	-	-	-
MISCELLANEOUS MANUFACTURES .....	1	-	-	-	1	1	-	-	-
ELECTRICITY, GAS, WATER AND SANITARY SERVICES .....	2	2	-	2	-	-	-	-	-
ELECTRICITY, GAS AND STEAM .....	-	-	-	-	-	-	-	-	-
WATERWORKS AND SUPPLY .....	1	1	-	1	-	-	-	-	-
SANITARY AND SIMILAR SERVICES .....	1	1	-	1	-	-	-	-	-
CONSTRUCTION .....	10	13	9	9	3	3	-	-	-
CONSTRUCTION BY GENERAL CONTRACTORS .....	11	10	3	3	1	1	-	-	-
CONSTRUCTION BY SPECIAL TRADE CONTRACTORS .....	3	3	3	-	2	2	-	-	-
COMMERCE .....	32	7	2	9	23	20	3	-	-
WHOLESALE TRADE .....	2	-	-	-	2	2	-	-	-
RETAIL TRADE .....	23	1	1	-	22	17	3	-	-
BANKS AND OTHER FINANCIAL INSTITUTIONS .....	3	3	-	3	-	-	-	-	-
INSURANCE .....	2	1	1	-	1	1	-	-	-
REAL ESTATE .....	-	-	-	-	-	-	-	-	-
TRANSPORT, COMMUNICATION, AND STORAGE .....	40	33	13	29	2	2	-	-	-
TRANSPORT .....	20	13	12	9	2	2	-	-	-
COMMUNICATION .....	20	20	1	19	-	-	-	-	-
STORAGE AND WAREHOUSING .....	-	-	-	-	-	-	-	-	-
SERVICES .....	451	403	33	452	2	2	-	-	4
GOVERNMENT SERVICES .....	339	339	-	339	-	-	-	-	-
COMMUNITY SERVICES .....	131	123	19	109	-	-	-	-	3
BUSINESS SERVICES .....	9	6	2	4	2	2	-	-	-
RECREATIONAL SERVICES .....	-	-	-	-	-	-	-	-	-
PERSONAL SERVICES .....	13	12	12	-	-	-	-	-	3
INDUSTRY NOT ADEQUATELY DESCRIBED .....	14	8	4	4	2	2	-	2	-

\* SELF-EMPLOYED - WITHOUT ANY PAID WORKERS; EMPLOYER - SELF-EMPLOYED WHO HIRES ONE OR MORE PAID WORKERS.

# BATANES

TABLE 12. HOUSEHOLD POPULATION-GAINFUL WORKERS 10 YEARS OLD AND OVER, BY SEX, CLASS OF WORKER, AND MAJOR AND MINOR INDUSTRY, URBAN-RURAL: 1975  
(continued)

SEX, INDUSTRY GROUP AND TYPE OF AREA	TOTAL	WAGE AND SALARY EARNER			IN OWN BUSINESS*		UNPAID FAMILY WORKER	NOT STATED
		TOTAL	PRIVATE	GOVERNMENT	TOTAL	SELF-EMPLOYED EMPLOYER		
BATANES - TOTAL								
FEMALE								
ALL INDUSTRIES .....	2,021	300	103	200	910	915	5	625
AGRICULTURE, HUNTING, FORESTRY AND FISHING .....	1,615	31	24	-	135	135	-	829
AGRICULTURAL PRODUCTION AND SERVICES .....	1,615	31	24	-	135	135	-	829
HUNTING, TRAPPING AND GAME PROPAGATION .....	-	-	-	-	-	-	-	-
FORESTRY AND LOGGING .....	-	-	-	-	-	-	-	-
FISHING .....	-	-	-	-	-	-	-	-
MINING AND QUARRYING .....	-	-	-	-	-	-	-	-
COAL MINING .....	-	-	-	-	-	-	-	-
CRUDE PETROLEUM AND NATURAL GAS PRODUCTION .....	-	-	-	-	-	-	-	-
METAL ORE MINING .....	-	-	-	-	-	-	-	-
OTHER MINING .....	-	-	-	-	-	-	-	-
MANUFACTURING .....	9	2	1	-	7	7	-	1
FOOD, MANUFACTURED .....	-	-	-	-	-	-	-	-
BEVERAGES .....	-	-	-	-	-	-	-	-
TOBACCO PRODUCTS .....	-	-	-	-	-	-	-	-
TEXTILES .....	-	-	-	-	-	-	-	-
FOOTWEAR, OTHER WEARING APPAREL AND MADE-UP TEXTILE GOODS .....	9	2	1	-	7	7	-	1
WOOD AND CORK PRODUCTS, EXCEPT FURNITURE .....	-	-	-	-	-	-	-	-
FURNITURE AND FIXTURES .....	-	-	-	-	-	-	-	-
PAPER AND PAPER PRODUCTS .....	-	-	-	-	-	-	-	-
PRINTING, PUBLISHING AND ALLIED INDUSTRIES .....	-	-	-	-	-	-	-	-
LEATHER AND LEATHER PRODUCTS, EXCEPT FOOTWEAR AND OTHER WEARING APPAREL .....	-	-	-	-	-	-	-	-
RUBBER PRODUCTS .....	-	-	-	-	-	-	-	-
CHEMICALS AND CHEMICAL PRODUCTS .....	-	-	-	-	-	-	-	-
PRODUCTS OF PETROLEUM AND COAL .....	-	-	-	-	-	-	-	-
NON-METALLIC MINERAL PRODUCTS, EXCEPT PRODUCTS OF PETROLEUM AND COAL .....	-	-	-	-	-	-	-	-
BASIC METAL INDUSTRIES .....	-	-	-	-	-	-	-	-
METAL PRODUCTS, EXCEPT MACHINERY AND TRANSPORT EQUIPMENT .....	-	-	-	-	-	-	-	-
MACHINERY, EXCEPT ELECTRICAL MACHINERY .....	-	-	-	-	-	-	-	-
ELECTRICAL MACHINERY, APPARATUS, APPLIANCES, AND SUPPLIES .....	-	-	-	-	-	-	-	-
TRANSPORT EQUIPMENT .....	-	-	-	-	-	-	-	-
MISCELLANEOUS MANUFACTURES .....	-	-	-	-	-	-	-	-
ELECTRICITY, GAS, WATER AND SANITARY SERVICES .....	-	-	-	-	-	-	-	-
ELECTRICITY, GAS AND STEAM .....	-	-	-	-	-	-	-	-
WATERWORKS AND SUPPLY .....	-	-	-	-	-	-	-	-
SANITARY AND SIMILAR SERVICES .....	-	-	-	-	-	-	-	-
CONSTRUCTION .....	-	-	-	-	-	-	-	-
CONSTRUCTION BY GENERAL CONTRACTORS .....	-	-	-	-	-	-	-	-
CONSTRUCTION BY SPECIAL TRADE CONTRACTORS .....	-	-	-	-	-	-	-	-
COMMERCE .....	37	2	-	2	31	46	3	4
WHOLESALE TRADE .....	1	-	-	-	1	1	-	-
RETAIL TRADE .....	36	2	-	2	30	45	3	4
BANKS AND OTHER FINANCIAL INSTITUTIONS .....	2	2	-	2	-	-	-	-
INSURANCE .....	-	-	-	-	-	-	-	-
REAL ESTATE .....	-	-	-	-	-	-	-	-
TRANSPORT, COMMUNICATION, AND STORAGE .....	1	1	-	1	-	-	-	-
TRANSPORT .....	-	-	-	-	-	-	-	-
COMMUNICATION .....	1	1	-	1	-	-	-	-
STORAGE AND WAREHOUSING .....	-	-	-	-	-	-	-	-
SERVICES .....	327	324	68	256	2	2	-	1
GOVERNMENT SERVICES .....	95	95	-	95	-	-	-	-
COMMUNITY SERVICES .....	170	170	22	159	-	-	-	-
BUSINESS SERVICES .....	7	7	-	7	-	-	-	-
RECREATIONAL SERVICES .....	-	-	-	-	-	-	-	-
PERSONAL SERVICES .....	55	52	32	-	2	2	-	1
INDUSTRY NOT ADEQUATELY DESCRIBED .....	9	1	-	1	3	3	-	1

\* SELF-EMPLOYED - WITHOUT ANY PAID WORKERS, EMPLOYER - SELF-EMPLOYED WHO HIRES ONE OR MORE PAID WORKERS.

# BATANES

TABLE 13. HOUSEHOLD POPULATION 10 YEARS OLD AND OVER BY SEX, HIGHEST GRADE COMPLETED, BY GAINFUL AND NON-GAINFUL OCCUPATION, URBAN-RURAL: 1975

SEX, HIGHEST GRADE COMPLETED AND TYPE OF AREA	TOTAL	GAINFUL OCCUPATION GROUP					MINERS, QUARRY-MEN, AND RELATED WORKERS
		PROFESSIONAL, TECHNICAL, AND RELATED WORKERS	ADMINISTRATIVE, EXECUTIVE, AND MANAGERIAL WORKERS	CLERICAL WORKERS	SALES WORKERS	FARMERS, FISHERMEN, HUNTERS, LOGGERS, AND RELATED WORKERS	
<b>BATANES<sup>a</sup> - TOTAL</b>							
BOTH SEXES .....	6,212	271	56	212	88	3,705	4
NO GRADE COMPLETED .....	551	-	-	1	1	383	-
ELEMENTARY							
1ST - 3RD GRADE .....	1,049	-	2	-	8	590	-
4TH GRADE .....	881	2	2	-	3	449	-
5TH GRADE .....	758	-	-	-	4	301	-
6TH AND 7TH GRADE .....	1,829	-	7	5	19	1,135	1
HIGH SCHOOL							
1ST - 3RD YEAR .....	1,244	2	4	8	9	279	-
4TH YEAR .....	977	4	8	49	17	416	8
COLLEGE (NO DEGREE)							
1ST - 3RD YEAR .....	495	46	14	95	18	105	-
4TH OR HIGHER .....	60	14	2	12	4	6	-
ACADEMIC DEGREE HOLDER .....	310	198	17	40	4	13	-
NOT STATED .....	58	5	-	2	1	28	-
MALE .....	4,143	109	45	120	33	2,085	4
NO GRADE COMPLETED .....	161	-	-	-	-	128	-
ELEMENTARY							
1ST - 3RD GRADE .....	461	-	2	-	-	287	-
4TH GRADE .....	435	2	2	-	1	222	-
5TH GRADE .....	378	-	-	-	-	171	-
6TH AND 7TH GRADE .....	941	-	6	5	6	673	1
HIGH SCHOOL							
1ST - 3RD YEAR .....	670	-	3	6	4	192	-
4TH YEAR .....	619	3	7	33	9	306	3
COLLEGE (NO DEGREE)							
1ST - 3RD YEAR .....	270	12	9	49	8	78	-
4TH OR HIGHER .....	29	2	2	6	2	4	-
ACADEMIC DEGREE HOLDER .....	192	86	14	21	2	10	-
NOT STATED .....	27	3	-	-	1	14	-
FEMALE .....	4,069	163	11	92	55	1,620	-
NO GRADE COMPLETED .....	390	-	-	1	1	255	-
ELEMENTARY							
1ST - 3RD GRADE .....	586	-	-	-	8	303	-
4TH GRADE .....	446	-	-	-	2	227	-
5TH GRADE .....	380	-	-	-	4	130	-
6TH AND 7TH GRADE .....	888	-	1	-	13	462	-
HIGH SCHOOL							
1ST - 3RD YEAR .....	574	2	1	2	5	87	-
4TH YEAR .....	358	1	1	16	8	110	-
COLLEGE (NO DEGREE)							
1ST - 3RD YEAR .....	225	34	5	46	10	27	-
4TH OR HIGHER .....	31	12	-	6	2	2	-
ACADEMIC DEGREE HOLDER .....	158	112	3	19	2	3	-
NOT STATED .....	31	2	-	2	-	14	-

<sup>a</sup> BATANES IS RURAL IN ITS ENTIRETY.



# BATANES

TABLE 13. HOUSEHOLD POPULATION 10 YEARS OLD AND OVER BY SEX, HIGHEST GRADE COMPLETED, BY GAINFUL AND NON-GAINFUL OCCUPATION, URBAN-RURAL: 1975  
(continued)

SEX, HIGHEST GRADE COMPLETED AND TYPE OF AREA	GAINFUL OCCUPATION GROUP						NEW ENTRANTS	NON-GAINFUL OCCUPATION GROUP
	WORKERS IN TRANSPORT AND COMMUNICATIONS	CRAFTSMEN PRODUCTION PROCESS WORKERS AND RELATED LABORERS	SERVICE, SPORT AND RELATED WORKERS	STEVEDORES, RELATED, FREIGHT HANDLERS, AND LABORERS N.C.C.	OTHERS, N.E.C.: OCCUPATIONS UNIDENTIFIABLE			
<b>BATANES<sup>a</sup> - TOTAL</b>								
BOTH SEXES .....	55	107	158	13	52		7	3,484
NO GRADE COMPLETED .....	-	-	1	1	1		-	163
ELEMENTARY								
1ST - 3RD GRADE .....	1	7	6	-	3		1	631
4TH GRADE .....	3	6	3	1	1		1	420
5TH GRADE .....	1	3	4	-	-		-	465
6TH AND 7TH GRADE .....	4	28	25	2	3		-	608
HIGH SCHOOL								
1ST - 3RD YEAR .....	4	11	18	3	4		2	900
4TH YEAR .....	16	35	68	5	18		-	330
COLLEGE (NO DEGREE)								
1ST - 3RD YEAR .....	20	16	25	1	15		-	140
4TH OR HIGHER .....	3	-	2	-	3		-	14
ACADEMIC DEGREE HOLDER .....	3	-	4	-	2		3	26
NOT STATED .....	-	1	2	-	2		-	17
<b>MALE</b>								
MALE .....	54	96	98	13	44		3	1,440
NO GRADE COMPLETED .....	-	-	1	1	-		-	31
ELEMENTARY								
1ST - 3RD GRADE .....	1	7	3	-	2		-	189
4TH GRADE .....	3	6	1	1	-		1	194
5TH GRADE .....	1	3	1	-	-		-	202
6TH AND 7TH GRADE .....	4	23	8	2	3		-	210
HIGH SCHOOL								
1ST - 3RD YEAR .....	4	10	4	3	4		1	439
4TH YEAR .....	16	31	54	3	17		-	135
COLLEGE (NO DEGREE)								
1ST - 3RD YEAR .....	19	16	20	1	14		-	94
4TH OR HIGHER .....	3	-	2	-	2		-	6
ACADEMIC DEGREE HOLDER .....	3	-	3	-	2		1	18
NOT STATED .....	-	-	1	-	-		-	8
<b>FEMALE</b>								
FEMALE .....	1	11	60	-	8		4	2,044
NO GRADE COMPLETED .....	-	-	-	-	1		-	132
ELEMENTARY								
1ST - 3RD GRADE .....	-	-	3	-	1		1	272
4TH GRADE .....	-	-	2	-	1		-	214
5TH GRADE .....	-	-	3	-	-		-	243
6TH AND 7TH GRADE .....	-	3	17	-	-		-	390
HIGH SCHOOL								
1ST - 3RD YEAR .....	-	1	14	-	-		1	461
4TH YEAR .....	-	4	14	-	1		-	203
COLLEGE (NO DEGREE)								
1ST - 3RD YEAR .....	1	-	5	-	1		-	96
4TH OR HIGHER .....	-	-	-	-	1		-	8
ACADEMIC DEGREE HOLDER .....	-	-	1	-	-		2	16
NOT STATED .....	-	1	1	-	2		-	9

<sup>a</sup> BATANES IS RURAL IN ITS ENTIRETY.

National Census and Statistics Office

# BATANES

TABLE 14. POPULATION 10 YEARS OLD AND OVER, BY SEX AND AGE GROUP, WITH STATED TYPE OF VOCATIONAL/TECHNICAL SKILL ACQUIRED THROUGH SCHOOLING, URBAN-RURAL: 1975

VOCATIONAL/TECHNICAL SKILL, SEX AND TYPE OF AREA	T O T A L	A G E G R O U P								65 AND OVER
		10 - 13	14	15 - 19	20 - 24	25 - 34	35 - 44	45 - 54	55 - 64	
* BATANES										
BOTH SEXES										
TOTAL.....	972	1	1	31	61	157	146	51	14	10
AGRICULTURE.....	5	-	-	-	1	1	1	-	-	-
CATTLE RAISING.....	-	-	-	-	-	-	-	-	-	-
POULTRY HUSBANDRY.....	1	-	-	-	-	1	-	-	-	-
RICE CULTURE.....	-	-	-	-	-	-	-	-	-	-
SWINE RAISING.....	-	-	-	-	-	-	-	-	-	-
VEGETABLE AND MUSHROOM CULTURE.....	-	-	-	-	-	-	-	-	-	-
RANGER CERTIFICATE.....	-	-	-	-	-	-	-	-	-	-
TECHNIQUE, SURPLUS AND AGRICULTURAL.....	2	-	-	-	1	-	1	-	-	-
POULTRY AND SWINE MANAGEMENT.....	-	-	-	-	-	-	-	-	-	-
OTHERS.....	-	-	-	-	-	-	-	-	-	-
FISHERIES.....	-	-	-	-	-	-	-	-	-	-
FRESH WATER CULTURE.....	-	-	-	-	-	-	-	-	-	-
VOCATIONAL FISHING.....	-	-	-	-	-	-	-	-	-	-
OTHERS.....	-	-	-	-	-	-	-	-	-	-
BUSINESS AND COMMERCIAL.....	141	-	-	19	36	57	36	7	1	3
BOOKKEEPING.....	1	-	-	-	-	-	-	-	-	1
CUSTOMS BROKERAGE.....	-	-	-	-	-	-	-	-	-	-
COMPUTER PROGRAMMING.....	-	-	-	-	-	-	-	-	-	-
EMPLOYMENT AND MANAGEMENT.....	-	-	-	-	-	-	-	-	-	-
FOREMANSHIP.....	-	-	-	-	-	-	-	-	-	-
KEYPUNCH OPERATOR.....	-	-	-	-	-	-	-	-	-	-
SALES MANAGEMENT.....	-	-	-	-	-	-	-	-	-	-
STENOGRAPHY.....	-	-	-	-	-	-	-	-	-	-
STENO-MACHINE; STENO-TYPE.....	29	-	-	2	4	12	6	1	-	-
TYPEWRITING.....	113	-	-	10	28	39	27	6	1	2
ONE-YEAR SPECIAL OFFICE TRAINING.....	-	-	-	-	-	-	-	-	-	-
CERTIFICATE IN SECRETARIAL SCIENCE.....	22	-	-	7	6	6	3	-	-	6
TECHNICIAN - LIBRARIAN.....	-	-	-	-	-	-	-	-	-	-
OTHERS.....	-	-	-	-	-	-	-	-	-	-
BEAUTY AND FASHION.....	184	1	1	6	12	59	62	27	10	6
BALLET AND FANCY DANCE (CLASSICAL).....	-	-	-	-	-	-	-	-	-	-
BEAUTY CULTURE.....	5	-	-	-	-	3	2	-	-	-
CULO WAVING.....	-	-	-	-	-	-	-	-	-	-
COSMETOLOGY.....	1	-	-	-	-	-	-	1	-	-
DRESSMAKING.....	123	1	1	6	6	40	39	4	6	1
HAIRDRESSERY AND SHOP MANAGEMENT.....	-	-	-	-	-	-	-	-	-	-
FASHION DESIGNING AND ILLUSTRATING OR SKETCHING.....	-	-	-	-	-	-	-	-	-	-
HAIR CULTURE.....	15	-	-	-	-	6	6	1	-	-
HAIRCUTTING AND HAIR DESIGN.....	9	-	-	-	1	3	4	-	1	-
HAIR DYEING AND BLEACHING.....	-	-	-	-	-	-	-	-	-	-
HAIR STYLING.....	-	-	-	-	-	-	-	-	-	-
MAKE-UP FLAT AND SHINY.....	-	-	-	-	-	-	-	-	-	-
MANICURE AND PEDICURE.....	-	-	-	-	-	-	-	-	-	-
PHYSIOTHERAPY.....	-	-	-	-	-	-	-	-	-	-
TAILORING, LADIES.....	5	-	-	-	-	-	2	-	1	-
SKIN BLEACHING AND BODY COUNTDOWN, MEN'S TAILORING.....	25	-	-	-	3	7	9	1	2	3
OTHERS.....	-	-	-	-	-	-	-	-	-	-
PRACTICAL ARTS AND TRADE.....	32	-	-	3	2	7	13	4	2	1
BAKERY, MASTER.....	-	-	-	-	-	-	-	-	-	-
BAKERY COURSE, HOME.....	-	-	-	-	-	-	-	-	-	-
CERAMICS AND PRE-CAST (MASONRY).....	-	-	-	-	-	-	-	-	-	-
COOKERY, SPECIAL COURSE.....	3	-	-	-	-	2	1	-	-	-
CULINARY ARTS.....	-	-	-	-	-	-	-	-	-	-
DESIGNING.....	-	-	-	-	-	-	-	-	-	-
DECORATIVE ARTS.....	-	-	-	-	-	-	-	-	-	-
DOLL MAKING.....	-	-	-	-	-	-	-	-	-	-
DRAMATIC ARTS.....	-	-	-	-	-	-	-	-	-	-
DRAFTING, TECHNICAL.....	1	-	-	-	-	-	1	-	-	-
EMBROIDERY.....	1	-	-	-	-	1	-	-	-	-
FLOWER MAKING.....	-	-	-	-	-	-	-	-	-	-
FURNITURE & CABINET MAKING.....	-	-	-	-	-	-	-	-	-	-
HANDICRAFT.....	3	-	-	1	-	-	1	-	1	-
HOME INDUSTRIES.....	-	-	-	-	-	-	1	-	1	-
INDUSTRIAL ARTS.....	-	-	-	-	-	-	-	-	-	-
INTERIOR DECORATION.....	-	-	-	-	-	-	-	-	-	-
LETTER ARTS.....	-	-	-	-	-	-	-	-	-	-
MACHINE KNITTING.....	-	-	-	-	-	-	-	-	-	-
PHOTOGRAPHY.....	-	-	-	-	-	-	-	-	-	-
CARPENTRY.....	16	-	-	2	2	2	5	4	1	-
PRINTING AND BOOKBINDING.....	-	-	-	-	-	-	-	-	-	-
RESTAURANT CATERING.....	-	-	-	-	-	-	-	-	-	-
TEXTILE PAINTING.....	-	-	-	-	-	-	-	-	-	-
WOODWORKING.....	8	-	-	-	-	2	5	-	-	1
TEXTILE WEAVING.....	-	-	-	-	-	-	-	-	-	-
OTHERS.....	-	-	-	-	-	-	-	-	-	-

\*BATANES IS RURAL IN ITS ENTIRETY.

# BATANES

TABLE 14. POPULATION 10 YEARS OLD AND OVER, BY SEX AND AGE GROUP, WITH STATED TYPE OF VOCATIONAL/TECHNICAL SKILL ACQUIRED THROUGH SCHOOLING, URBAN-RURAL: 1975  
(continued)

VOCATIONAL/TECHNICAL SKILL, SEX AND TYPE OF AREA	T O T A L	A G E G R O U P									65 AND OVER
		10 - 13	14	15 - 19	20 - 24	25 - 34	35 - 44	45 - 54	55 - 64		
* BATANES											
TECHNICAL VOCATIONAL.....	50	-	-	1	8	32	34	13	1	2	
AIRCRAFT MAINTENANCE ENGINEERING.....	-	-	-	-	-	-	-	-	-	-	
AIRLINE OPERATOR ENGINEERING.....	-	-	-	-	-	-	-	-	-	-	
AUTO DRIVING AND TRUCK SHOOTING.....	13	-	-	-	3	3	3	4	-	-	
AUTO ELECTRIC CIRCUIT.....	-	-	-	-	-	-	-	-	-	-	
BASIC SOUND COURSE (FLYING).....	-	-	-	-	-	-	-	-	-	-	
BATTERY MAKING AND REPAIR.....	-	-	-	-	-	-	-	-	-	-	
BUILDING CONTRACTOR.....	-	-	-	-	-	-	-	-	-	-	
ELECTRICIAN, MASTER.....	4	-	-	-	1	1	1	1	-	-	
ELECTRICITY, APPLIED.....	-	-	-	-	-	-	-	-	-	-	
ELECTRICITY, PRACTICAL.....	1	-	-	-	-	-	1	-	-	-	
FLYING COURSE, PRIMARY.....	-	-	-	-	-	-	-	-	-	-	
INJECTION PUMP CALIBRATION.....	-	-	-	-	-	-	-	-	-	-	
MACHINE SHOP PRACTICE.....	-	-	-	-	-	-	-	-	-	-	
MACHINIST.....	-	-	-	-	-	-	-	-	-	-	
MECHANICS, AIRPLANE.....	-	-	-	-	-	-	-	-	-	-	
MECHANICS, AUTO.....	42	-	-	1	1	18	16	3	1	-	
MECHANICS, AUTOMOTIVE.....	1	-	-	-	-	-	1	-	-	-	
MECHANICS, DIESEL.....	4	-	-	-	-	1	1	1	-	1	
MECHANICS, FARM MECHANICS, GENERAL.....	-	-	-	-	-	-	-	-	-	-	
MECHANICS, MASTER.....	-	-	-	-	-	-	-	-	-	-	
MECHANICS, RADIO.....	3	-	-	-	1	1	1	-	-	-	
MECHANICS, REFRIGERATION AND AIRCONDITIONING.....	-	-	-	-	-	-	-	-	-	-	
MECHANICS, TELEVISION.....	-	-	-	-	-	-	-	-	-	-	
MECHANICS, COLORED TV.....	-	-	-	-	-	-	-	-	-	-	
MECHANICS, TRANSMITTER.....	-	-	-	-	-	-	-	-	-	-	
OPERATOR, HEAVY EQUIPMENT.....	-	-	-	-	-	-	-	-	-	-	
OPERATOR, CATHE.....	-	-	-	-	-	-	-	-	-	-	
OPERATOR, COMMERCIAL RADIO TELEPHONE.....	1	-	-	-	-	1	-	-	-	-	
OPERATOR, COMMERCIAL RADIO TELEGRAPH.....	3	-	-	-	-	1	2	-	-	-	
OPERATOR, MOVIE PROJECTION.....	-	-	-	-	-	-	-	-	-	-	
OPERATOR, POSTMASTER TELEGRAPH.....	-	-	-	-	-	-	-	-	-	-	
OPERATOR, RADIO.....	8	-	-	-	1	4	1	1	-	1	
OPERATOR, RADIO TELEVISION.....	-	-	-	-	-	-	-	-	-	-	
OPERATOR, TELEPHONE SWITCHBOARD.....	-	-	-	-	-	-	-	-	-	-	
OPERATOR, TELETYPE AND TELEGRAPH.....	1	-	-	-	-	-	1	-	-	-	
OPERATOR, TRACTOR.....	-	-	-	-	-	-	-	-	-	-	
PILOT, INSTRUMENT.....	-	-	-	-	-	-	-	-	-	-	
PILOT, PRIVATE.....	-	-	-	-	-	-	-	-	-	-	
PILOT, SPORTSMAN.....	-	-	-	-	-	-	-	-	-	-	
REWINDING, MOTORS AND GENERATORS	-	-	-	-	-	-	-	-	-	-	
SERVICING, HI-FI, STEREO.....	-	-	-	-	-	-	-	-	-	-	
SERVICING, TAPE RECORDER.....	-	-	-	-	-	-	-	-	-	-	
SHEET METAL WORKS.....	4	-	-	-	-	-	-	-	-	-	
SPECIAL DRIVING COURSE.....	4	-	-	-	-	1	2	1	-	-	
STEAM PLEATING.....	-	-	-	-	-	-	-	-	-	-	
TECHNICIAN, ELECTRONICS.....	2	-	-	-	1	-	1	-	-	-	
TECHNICIAN, RADIO.....	-	-	-	-	-	-	-	-	-	-	
TECHNICIAN, TELEVISION.....	-	-	-	-	-	-	-	-	-	-	
TECHNICIAN, COLORED TV.....	-	-	-	-	-	-	-	-	-	-	
TECHNICIAN, TRANSMITTER.....	-	-	-	-	-	-	-	-	-	-	
REPAIRING, TRANSISTOR RADIO.....	-	-	-	-	-	-	-	-	-	-	
TECHNOLOGY, AERONAUTICAL.....	-	-	-	-	-	-	-	-	-	-	
TECHNOLOGY, DRAFTING.....	-	-	-	-	-	-	-	-	-	-	
TECHNOLOGY, INTERNAL COMBUSTION ENGINEERING.....	-	-	-	-	-	-	-	-	-	-	
ACETYLENE & ELECTRIC WELDING.....	-	-	-	-	-	-	-	-	-	-	
OTHERS.....	3	-	-	-	-	1	-	2	-	-	
OTHER VOCATIONAL/TECHNICAL SKILLS, N.E.C.....	2	-	-	-	-	1	1	-	-	-	

\* BATANES IS RURAL IN ITS ENTIRETY.

National Census and Statistics Office

# BATANES

TABLE 14. POPULATION 10 YEARS OLD AND OVER, BY SEX AND AGE GROUP, WITH STATED TYPE OF VOCATIONAL/TECHNICAL SKILL ACQUIRED THROUGH SCHOOLING, URBAN-RURAL: 1975  
(continued)

VOCATIONAL/TECHNICAL SKILL, SEX AND TYPE OF AREA	TOTAL	AGE GROUP								
		10 - 13	14	15 - 19	20 - 24	25 - 34	35 - 44	45 - 54	55 - 64	65 AND OVER
<b>BATANES*</b>										
<b>MALE</b>										
TOTAL.....	208	-	-	7	24	65	75	23	7	1
AGRICULTURE.....	2	-	-	-	-	1	1	-	-	-
CATTLE RAISING.....	-	-	-	-	-	-	-	-	-	-
POULTRY HUSBANDRY.....	1	-	-	-	-	1	-	-	-	-
RICE CULTURE.....	-	-	-	-	-	-	-	-	-	-
SWINE RAISING.....	-	-	-	-	-	-	-	-	-	-
VEGETABLE AND MUSHROOM CULTURE.....	-	-	-	-	-	-	-	-	-	-
RANGER CERTIFICATE.....	-	-	-	-	-	-	-	-	-	-
TECHNIQUE, SURPLUS AND AGRICULTURAL.....	1	-	-	-	-	-	1	-	-	-
POULTRY AND SWINE MANAGEMENT.....	-	-	-	-	-	-	-	-	-	-
OTHERS.....	-	-	-	-	-	-	-	-	-	-
FISHERIES.....	-	-	-	-	-	-	-	-	-	-
FRESH WATER CULTURE.....	-	-	-	-	-	-	-	-	-	-
VOCATIONAL FISHING.....	-	-	-	-	-	-	-	-	-	-
OTHERS.....	-	-	-	-	-	-	-	-	-	-
BUSINESS AND COMMERCIAL.....	61	-	-	2	12	18	22	5	-	2
BOOKKEEPING.....	1	-	-	-	-	-	-	-	-	1
CUSTOMS BROKERAGE.....	-	-	-	-	-	-	-	-	-	-
COMPUTER PROGRAMMING.....	-	-	-	-	-	-	-	-	-	-
EMPLOYMENT AND MANAGEMENT.....	-	-	-	-	-	-	-	-	-	-
FOREMANSHIP.....	-	-	-	-	-	-	-	-	-	-
KEYPUNCH OPERATOR.....	-	-	-	-	-	-	-	-	-	-
SALES MANAGEMENT.....	-	-	-	-	-	-	-	-	-	-
STENOGRAPHY.....	-	-	-	-	-	-	-	-	-	-
STENO-MACHINE; STENO-TYPE.....	10	-	-	1	1	4	3	1	-	-
TYPEWRITING.....	47	-	-	-	10	14	18	4	-	1
ONE-YEAR SPECIAL OFFICE TRAINING.....	-	-	-	-	-	-	-	-	-	-
CERTIFICATE IN SECRETARIAL SCIENCE.....	3	-	-	1	1	-	1	-	-	-
TECHNICIAN - LIBRARIAN.....	-	-	-	-	-	-	-	-	-	-
OTHERS.....	-	-	-	-	-	-	-	-	-	-
BEAUTY AND FASHION.....	27	-	-	1	3	9	7	1	4	2
BALLET AND FANCY DANCE (CLASSICAL).....	-	-	-	-	-	-	-	-	-	-
BEAUTY CULTURE.....	-	-	-	-	-	-	-	-	-	-
COLD WAVING.....	-	-	-	-	-	-	-	-	-	-
COSMETOLOGY.....	-	-	-	-	-	-	-	-	-	-
DRESSMAKING.....	4	-	-	1	-	2	-	-	1	-
HABERDASHERY AND SHOP MANAGEMENT.....	-	-	-	-	-	-	-	-	-	-
FASHION DESIGNING AND ILLUSTRATING OR SKETCHING.....	-	-	-	-	-	-	-	-	-	-
HAIR CULTURE.....	1	-	-	-	-	1	-	-	-	-
HAIRCUTTING AND HAIR DESIGN.....	-	-	-	-	-	-	-	-	-	-
HAIR DYEING AND BLEACHING.....	-	-	-	-	-	-	-	-	-	-
HAIR STYLING.....	-	-	-	-	-	-	-	-	-	-
MAKE-UP FLAT AND SHINY.....	-	-	-	-	-	-	-	-	-	-
MANICURE AND PEDICURE.....	-	-	-	-	-	-	-	-	-	-
PARSITOLOGY.....	-	-	-	-	-	-	-	-	-	-
TAILORING, LADIES.....	1	-	-	-	-	-	-	-	1	-
SKIN BLEACHING AND BODY CONTOUR.....	-	-	-	-	-	-	-	-	-	-
MEN'S TAILORING.....	21	-	-	-	3	6	7	1	2	2
OTHERS.....	-	-	-	-	-	-	-	-	-	-
PRACTICAL ARTS AND TRADE.....	27	-	-	3	2	4	11	4	2	1
BAKER, MASTER.....	-	-	-	-	-	-	-	-	-	-
BAKERY COURSE, HOME.....	-	-	-	-	-	-	-	-	-	-
CERAMICS AND PRE-CAST (MASONRY).....	-	-	-	-	-	-	-	-	-	-
COOKERY, SPECIAL COURSE.....	-	-	-	-	-	-	-	-	-	-
CULINARY ARTS.....	-	-	-	-	-	-	-	-	-	-
DESIGNING.....	-	-	-	-	-	-	-	-	-	-
DECORATIVE ARTS.....	-	-	-	-	-	-	-	-	-	-
DOLL MAKING.....	-	-	-	-	-	-	-	-	-	-
DRAMATIC ARTS.....	-	-	-	-	-	-	-	-	-	-
DRAFTING, TECHNICAL.....	1	-	-	-	-	-	1	-	-	-
EMBROIDERY.....	-	-	-	-	-	-	-	-	-	-
FLOWER MAKING.....	-	-	-	-	-	-	-	-	-	-
FURNITURE & CABINET MAKING.....	-	-	-	-	-	-	-	-	-	-
HANDICRAFT.....	2	-	-	1	-	-	-	-	1	-
HOME INDUSTRIES.....	-	-	-	-	-	-	-	-	-	-
INDUSTRIAL ARTS.....	-	-	-	-	-	-	-	-	-	-
INTERIOR DECORATION.....	-	-	-	-	-	-	-	-	-	-
LETTER ARTS.....	-	-	-	-	-	-	-	-	-	-
MACHINE KNITTING.....	-	-	-	-	-	-	-	-	-	-
PHOTOGRAPHY.....	-	-	-	-	-	-	-	-	-	-
CARPENTRY.....	16	-	-	2	2	2	5	4	1	-
PRINTING AND BOOKBINDING.....	-	-	-	-	-	-	-	-	-	-
RESTAURANT CATERING.....	-	-	-	-	-	-	-	-	-	-
TEXTILE PAINTING.....	-	-	-	-	-	-	-	-	-	-
WOODWORKING.....	8	-	-	-	-	2	5	-	-	2
TEXTILE WEAVING.....	-	-	-	-	-	-	-	-	-	-
OTHERS.....	-	-	-	-	-	-	-	-	-	-

\* BATAVIA IS EQUAL IN ITS IMPORTANCE.

# BATANES

TABLE 14. POPULATION 10 YEARS OLD AND OVER, BY SEX AND AGE GROUP WITH STATED TYPE OF VOCATIONAL/TECHNICAL SKILL ACQUIRED THROUGH SCHOOLING, URBAN-RURAL, 1975  
(continued)

VOCATIONAL/TECHNICAL SKILL, SEX AND TYPE OF AREA	TOTAL	AGE GROUP								65 AND OVER
		10 - 13	14	15 - 17	20 - 24	25 - 34	35 - 44	45 - 54	55 - 64	
<b>BATANES<sup>a</sup></b>										
TECHNICAL VOCATIONAL.....	89	-	-	1	7	32	33	13	1	2
AIRCRAFT MAINTENANCE										
ENGINEERING.....	-	-	-	-	-	-	-	-	-	-
AIRLINE OPERATOR										
ENGINEERING.....	-	-	-	-	-	-	-	-	-	-
AUTO DRIVING AND TROUBLE										
SHOOTING.....	12	-	-	-	2	3	3	4	-	-
AUTO ELECTRIC CIRCUIT.....	-	-	-	-	-	-	-	-	-	-
BASIC GROUND COURSE (FLYING).....	-	-	-	-	-	-	-	-	-	-
BATTERY MAKING AND REPAIR.....	-	-	-	-	-	-	-	-	-	-
BUILDING CONTRACTOR.....	-	-	-	-	-	-	-	-	-	-
ELECTRICIAN, MASTER.....	4	-	-	-	1	1	1	1	-	-
ELECTRICITY, APPLIED.....	-	-	-	-	-	-	-	-	-	-
ELECTRICITY, PRACTICAL.....	1	-	-	-	-	-	1	-	-	-
FLYING COURSE, PRIMARY.....	-	-	-	-	-	-	-	-	-	-
INJECTION PUMP CALIBRATION.....	-	-	-	-	-	-	-	-	-	-
MACHINE SHOP PRACTICE.....	-	-	-	-	-	-	-	-	-	-
MECHANIC.....	-	-	-	-	-	-	-	-	-	-
MECHANICS, AIRPLANE.....	-	-	-	-	-	-	-	-	-	-
MECHANICS, AUTO.....	42	-	-	1	1	18	18	3	1	-
MECHANICS, AUTOMOTIVE.....	1	-	-	-	-	-	1	-	-	-
MECHANICS, DIESEL.....	4	-	-	-	-	1	1	1	-	1
MECHANICS, FARM MECHANICS,										
GENERAL.....	-	-	-	-	-	-	-	-	-	-
MECHANICS, MASTER.....	-	-	-	-	-	-	-	-	-	-
MECHANICS, RADIO.....	3	-	-	-	1	1	1	-	-	-
MECHANICS, REFRIGERATION AND										
AIRCONDITIONING.....	-	-	-	-	-	-	-	-	-	-
MECHANICS, TELEVISION.....	-	-	-	-	-	-	-	-	-	-
MECHANICS, COLORED TV.....	-	-	-	-	-	-	-	-	-	-
MECHANICS, TRANSMITTER.....	-	-	-	-	-	-	-	-	-	-
OPERATOR, HEAVY EQUIPMENT.....	-	-	-	-	-	-	-	-	-	-
OPERATOR, LATHE.....	-	-	-	-	-	-	-	-	-	-
OPERATOR, COMMERCIAL RADIO										
TELEPHONE.....	1	-	-	-	-	1	-	-	-	-
OPERATOR, COMMERCIAL RADIO										
TELEGRAPH.....	3	-	-	-	-	1	2	-	-	-
OPERATOR, MOVIE PROJECTION.....	-	-	-	-	-	-	-	-	-	-
OPERATOR, POSTMASTER TELEGRAPH.....	-	-	-	-	-	-	-	-	-	-
OPERATOR, RADIO.....	8	-	-	-	1	4	1	1	-	1
OPERATOR, RADIO TELEVISION.....	-	-	-	-	-	-	-	-	-	-
OPERATOR, TELEPHONE										
SWITCHBOARD.....	-	-	-	-	-	-	-	-	-	-
OPERATOR, TELETYPE AND										
TELEGRAPH.....	1	-	-	-	-	-	1	-	-	-
OPERATOR, TRACTOR.....	-	-	-	-	-	-	-	-	-	-
PILOT, INSTRUMENT.....	-	-	-	-	-	-	-	-	-	-
PILOT, PRIVATE.....	-	-	-	-	-	-	-	-	-	-
PILOT, SPORTSMAN.....	-	-	-	-	-	-	-	-	-	-
REWINDING, MOTORS AND GENERATORS										
SERVICING, HI-FI, STEREO.....	-	-	-	-	-	-	-	-	-	-
SERVICING, TAPE RECORDER.....	-	-	-	-	-	-	-	-	-	-
SHEET METAL WORKS.....	-	-	-	-	-	-	-	-	-	-
SPECIAL DRIVING COURSE.....	4	-	-	-	-	1	2	1	-	-
STEAM PLEATING.....	-	-	-	-	-	-	-	-	-	-
TECHNICIAN, ELECTRONICS.....	2	-	-	-	1	-	1	-	-	-
TECHNICIAN, RADIO.....	-	-	-	-	-	-	-	-	-	-
TECHNICIAN, TELEVISION.....	-	-	-	-	-	-	-	-	-	-
TECHNICIAN, COLORED TV.....	-	-	-	-	-	-	-	-	-	-
TECHNICIAN, TRANSMITTER.....	-	-	-	-	-	-	-	-	-	-
REPAIRING, TRANSISTOR RADIO.....	-	-	-	-	-	-	-	-	-	-
TECHNOLOGY, AERONAUTICAL.....	-	-	-	-	-	-	-	-	-	-
TECHNOLOGY, DRAFTING.....	-	-	-	-	-	-	-	-	-	-
TECHNOLOGY, INTERNAL COMBUSTION										
ENGINEERING.....	-	-	-	-	-	-	-	-	-	-
ACETYLENE & ELECTRIC										
WELDING.....	-	-	-	-	-	-	-	-	-	-
OTHERS.....	3	-	-	-	-	1	-	2	-	-
OTHER VOCATIONAL/TECHNICAL										
SKILLS, N.E.C.....	2	-	-	-	-	1	1	-	-	-

<sup>a</sup> BATANES IS RURAL IN ITS ENTIRETY.

National Census and Statistics Office

# BATANES

TABLE 14. POPULATION 10 YEARS OLD AND OVER, BY SEX AND AGE GROUP, WITH STATED TYPE OF VOCATIONAL/TECHNICAL SKILL ACQUIRED THROUGH SCHOOLING, URBAN-RURAL: 1975  
(continued)

VOCATIONAL/TECHNICAL SKILL, SEX AND TYPE OF AREA	T O T A L	A G E G R O U P								
		10 - 14	14	15 - 19	20 - 24	25 - 34	35 - 44	45 - 54	55 - 64	65 AND OVER
<b>BATANES*</b>										
<b>FEMALE</b>										
TOTAL.....	204	1	1	24	37	92	71	28	7	3
AGRICULTURE.....	1	-	-	-	1	-	-	-	-	-
CATTLE RAISING.....	-	-	-	-	-	-	-	-	-	-
POULTRY HUSBANDRY.....	-	-	-	-	-	-	-	-	-	-
RICE CULTURE.....	-	-	-	-	-	-	-	-	-	-
SWINE RAISING.....	-	-	-	-	-	-	-	-	-	-
VEGETABLE AND MUSHROOM CULTURE.....	-	-	-	-	-	-	-	-	-	-
RANGER CERTIFICATE.....	-	-	-	-	-	-	-	-	-	-
TECHNIQUE, SURPLUS AND AGRICULTURAL.....	1	-	-	-	1	-	-	-	-	-
POULTRY AND SWINE MANAGEMENT.....	-	-	-	-	-	-	-	-	-	-
OTHERS.....	-	-	-	-	-	-	-	-	-	-
FISHERIES.....	-	-	-	-	-	-	-	-	-	-
FRESH WATER CULTURE.....	-	-	-	-	-	-	-	-	-	-
VOCATIONAL FISHING.....	-	-	-	-	-	-	-	-	-	-
OTHERS.....	-	-	-	-	-	-	-	-	-	-
BUSINESS AND COMMERCIAL.....	160	-	-	17	20	39	14	2	1	1
BOOKKEEPING.....	-	-	-	-	-	-	-	-	-	-
CUSTOMS BROKERAGE.....	-	-	-	-	-	-	-	-	-	-
COMPUTER PROGRAMMING.....	-	-	-	-	-	-	-	-	-	-
EMPLOYMENT AND MANAGEMENT.....	-	-	-	-	-	-	-	-	-	-
FOREMANSHIP.....	-	-	-	-	-	-	-	-	-	-
KEYPUNCH OPERATOR.....	-	-	-	-	-	-	-	-	-	-
SALES MANAGEMENT.....	-	-	-	-	-	-	-	-	-	-
STENOGRAPHY.....	-	-	-	-	-	-	-	-	-	-
STENO-MACHINE; STENO-TYPE.....	15	-	-	1	3	8	3	-	-	-
TYPEWRITING.....	66	-	-	10	18	25	9	2	1	1
ONE-YEAR SPECIAL OFFICE TRAINING.....	-	-	-	-	-	-	-	-	-	-
CERTIFICATE IN SECRETARIAL SCIENCE.....	19	-	-	6	9	6	2	-	-	-
TECHNICIAN - LIBRARIAN.....	-	-	-	-	-	-	-	-	-	-
OTHERS.....	-	-	-	-	-	-	-	-	-	-
BEAUTY AND FASHION.....	157	1	1	7	9	50	55	26	6	3
BALLET AND FANCY DANCE (CLASSICAL).....	-	-	-	-	-	-	-	-	-	-
BEAUTY CULTURE.....	5	-	-	-	-	3	2	-	-	-
COLD WAVING.....	-	-	-	-	-	-	-	-	-	-
COSMETOLOGY.....	1	-	-	-	-	-	-	-	-	-
DRESSMAKING.....	124	1	1	7	8	38	39	24	5	1
HABERDASHERY AND SHOP MANAGEMENT.....	-	-	-	-	-	-	-	-	-	-
FASHION DESIGNING AND ILLUSTRATING OR SKETCHING.....	-	-	-	-	-	-	-	-	-	-
HAIR CULTURE.....	12	-	-	-	-	5	6	1	-	-
HAIRCUTTING AND HAIR DESIGN.....	9	-	-	-	1	3	4	-	1	-
HAIR DYEING AND BLEACHING.....	-	-	-	-	-	-	-	-	-	-
HAIR STYLING.....	-	-	-	-	-	-	-	-	-	-
MAKE-UP FLAT AND SHINY.....	-	-	-	-	-	-	-	-	-	-
MANICURE AND PEDICURE.....	-	-	-	-	-	-	-	-	-	-
PHYSIOTHERAPY.....	-	-	-	-	-	-	-	-	-	-
TAILORING, LADIES.....	2	-	-	-	-	-	-	2	-	-
SKIN BLEACHING AND BODY CONTOUR.....	-	-	-	-	-	-	-	-	-	-
MEN'S TAILORING.....	4	-	-	-	-	1	2	-	-	1
OTHERS.....	-	-	-	-	-	-	-	-	-	-
PRACTICAL ARTS AND TRADE.....	5	-	-	-	-	3	2	-	-	-
BAKER, MASTER.....	-	-	-	-	-	-	-	-	-	-
BAKERY COURSE, HOME.....	-	-	-	-	-	-	-	-	-	-
CERAMICS AND PRE-CAST (MASONRY).....	-	-	-	-	-	-	-	-	-	-
COOKERY, SPECIAL COURSE.....	3	-	-	-	-	2	1	-	-	-
CULINARY ARTS.....	-	-	-	-	-	-	-	-	-	-
DESIGNING.....	-	-	-	-	-	-	-	-	-	-
DECORATIVE ARTS.....	-	-	-	-	-	-	-	-	-	-
DOLL MAKING.....	-	-	-	-	-	-	-	-	-	-
DRAMATIC ARTS.....	-	-	-	-	-	-	-	-	-	-
DRAFTING, TECHNICAL.....	-	-	-	-	-	-	-	-	-	-
EMBROIDERY.....	1	-	-	-	-	1	-	-	-	-
FLOWER MAKING.....	-	-	-	-	-	-	-	-	-	-
FURNITURE & CABINET MAKING.....	-	-	-	-	-	-	-	-	-	-
HANDICRAFT.....	1	-	-	-	-	-	-	-	-	-
HOMC INDUSTRIES.....	-	-	-	-	-	-	1	-	-	-
INDUSTRIAL ARTS.....	-	-	-	-	-	-	-	-	-	-
INTERIOR DECORATION.....	-	-	-	-	-	-	-	-	-	-
LETTER ARTS.....	-	-	-	-	-	-	-	-	-	-
MACHINE KNITTING.....	-	-	-	-	-	-	-	-	-	-
PHOTOGRAPHY.....	-	-	-	-	-	-	-	-	-	-
CARPENTRY.....	-	-	-	-	-	-	-	-	-	-
PRINTING AND BOOKBINDING.....	-	-	-	-	-	-	-	-	-	-
RESTAURANT CATERING.....	-	-	-	-	-	-	-	-	-	-
TEXTILE PAINTING.....	-	-	-	-	-	-	-	-	-	-
WOODWORKING.....	-	-	-	-	-	-	-	-	-	-
TEXTILE WEAVING.....	-	-	-	-	-	-	-	-	-	-
OTHERS.....	-	-	-	-	-	-	-	-	-	-

\*RATIOS IN RURAL IN THE PARENTS.

# BATANES

TABLE 14. POPULATION 10 YEARS OLD AND OVER, BY SEX AND AGE GROUP, WITH STATED TYPE OF VOCATIONAL/TECHNICAL SKILL ACQUIRED THROUGH SCHOOLING, URBAN-RURAL: 1975  
(continued)

VOCATIONAL/TECHNICAL SKILL, SEX AND TYPE OF AREA	T O T A L	A G E G R O U P								
		10 - 13	14	15 - 19	20 - 24	25 - 34	35 - 44	45 - 54	55 - 64	65 AND OVER
BATANES*										
TECHNICAL VOCATIONAL.....	1	-	-	-	1	-	-	-	-	-
AIRCRAFT MAINTENANCE										
ENGINEERING.....	-	-	-	-	-	-	-	-	-	-
AIRLINE OPERATOR										
ENGINEERING.....	-	-	-	-	-	-	-	-	-	-
AUTO DRIVING AND TRAUBLE										
SHOOTING.....	1	-	-	-	1	-	-	-	-	-
AUTO ELECTRIC CIRCUIT.....	-	-	-	-	-	-	-	-	-	-
BASIC GROUND COURSE (FLYING).....	-	-	-	-	-	-	-	-	-	-
BATTERY MAKING AND REPAIR.....	-	-	-	-	-	-	-	-	-	-
BUILDING CONTRACTOR.....	-	-	-	-	-	-	-	-	-	-
ELECTRICIAN, MASTER.....	-	-	-	-	-	-	-	-	-	-
ELECTRICITY, APPLIED.....	-	-	-	-	-	-	-	-	-	-
ELECTRICITY, PRACTICAL.....	-	-	-	-	-	-	-	-	-	-
FLYING COURSE, PRIMARY.....	-	-	-	-	-	-	-	-	-	-
INJECTION PUMP CALIBRATION.....	-	-	-	-	-	-	-	-	-	-
MACHINE SHOP PRACTICE.....	-	-	-	-	-	-	-	-	-	-
MACHINIST.....	-	-	-	-	-	-	-	-	-	-
MECHANICS, AIRPLANE.....	-	-	-	-	-	-	-	-	-	-
MECHANICS, AUTO.....	-	-	-	-	-	-	-	-	-	-
MECHANICS, AUTOMOTIVE.....	-	-	-	-	-	-	-	-	-	-
MECHANICS, DIESEL.....	-	-	-	-	-	-	-	-	-	-
MECHANICS, FARM MECHANICS,										
GENERAL.....	-	-	-	-	-	-	-	-	-	-
MECHANICS, MASTER.....	-	-	-	-	-	-	-	-	-	-
MECHANICS, RADIO.....	-	-	-	-	-	-	-	-	-	-
MECHANICS, REFRIGERATION AND										
AIRCONDITIONING.....	-	-	-	-	-	-	-	-	-	-
MECHANICS, TELEVISION.....	-	-	-	-	-	-	-	-	-	-
MECHANICS, COLORED TV.....	-	-	-	-	-	-	-	-	-	-
MECHANICS, TRANSMITTER.....	-	-	-	-	-	-	-	-	-	-
OPERATOR, HEAVY EQUIPMENT.....	-	-	-	-	-	-	-	-	-	-
OPERATOR, LATHE.....	-	-	-	-	-	-	-	-	-	-
OPERATOR, COMMERCIAL RADIO										
TELEPHONE.....	-	-	-	-	-	-	-	-	-	-
OPERATOR, COMMERCIAL RADIO										
TELEGRAPH.....	-	-	-	-	-	-	-	-	-	-
OPERATOR, MOVIE PROJECTION.....	-	-	-	-	-	-	-	-	-	-
OPERATOR, POSTMASTER TELEGRAPH.....	-	-	-	-	-	-	-	-	-	-
OPERATOR, RADIO.....	-	-	-	-	-	-	-	-	-	-
OPERATOR, RADIO TELEVISION.....	-	-	-	-	-	-	-	-	-	-
OPERATOR, TELEPHONE										
SWITCHBOARD.....	-	-	-	-	-	-	-	-	-	-
OPERATOR, TELETYPE AND										
TELEGRAPH.....	-	-	-	-	-	-	-	-	-	-
OPERATOR, TRACTOR.....	-	-	-	-	-	-	-	-	-	-
PILOT, INSTRUMENT.....	-	-	-	-	-	-	-	-	-	-
PILOT, PRIVATE.....	-	-	-	-	-	-	-	-	-	-
PILOT, SPORTSMAN.....	-	-	-	-	-	-	-	-	-	-
REWINDING, MOTORS AND GENERATORS										
SERVICING, HI-FI, STEREO.....	-	-	-	-	-	-	-	-	-	-
SERVICING, TAPE RECORDER.....	-	-	-	-	-	-	-	-	-	-
SHEET METAL WORKS.....	-	-	-	-	-	-	-	-	-	-
SPECIAL DRIVING COURSE.....	-	-	-	-	-	-	-	-	-	-
STEAM PLEATING.....	-	-	-	-	-	-	-	-	-	-
TECHNICIAN, ELECTRONICS.....	-	-	-	-	-	-	-	-	-	-
TECHNICIAN, RADIO.....	-	-	-	-	-	-	-	-	-	-
TECHNICIAN, TELEVISION.....	-	-	-	-	-	-	-	-	-	-
TECHNICIAN, COLORED TV.....	-	-	-	-	-	-	-	-	-	-
TECHNICIAN, TRANSMITTER.....	-	-	-	-	-	-	-	-	-	-
REPAIRING, TRANSISTOR RADIO.....	-	-	-	-	-	-	-	-	-	-
TECHNOLOGY, AERONAUTICAL.....	-	-	-	-	-	-	-	-	-	-
TECHNOLOGY, DRAFTING.....	-	-	-	-	-	-	-	-	-	-
TECHNOLOGY, INTERNAL COMBUSTION										
ENGINEERING.....	-	-	-	-	-	-	-	-	-	-
ACETYLENE & ELECTRIC										
WELDING.....	-	-	-	-	-	-	-	-	-	-
OTHERS.....	-	-	-	-	-	-	-	-	-	-
OTHER VOCATIONAL/TECHNICAL										
SKILLS, N.E.C.....	-	-	-	-	-	-	-	-	-	-

\*BATANES IS RURAL IN ITS ENTIRETY.

National Census and Statistics Office

## BATANES

TABLE 15. POPULATION 10 YEARS OLD AND OVER BY SEX AND AGE GROUP, WITH STATED TYPE OF VOCATIONAL/TECHNICAL SKILL ACQUIRED THROUGH EXPERIENCE/APPRENTICESHIP, URBAN RURAL: 1975

VOCATIONAL/TECHNICAL SKILL, SEX AND TYPE OF AREA	T O T A L	A G E G R O U P								
		10 - 13	14	15 - 19	20 - 24	25 - 34	35 - 44	45 - 54	55 - 64	65 AND OVER
<b>BATANES*</b>										
<b>BOTH SEXES</b>										
TOTAL.....	708	1	-	14	49	153	173	128	111	79
BEAUTY AND FASHION.....	219	-	-	6	14	50	61	45	26	13
BALLET AND FANCY DANCE (CLASSICAL).....	-	-	-	-	-	-	-	-	-	-
BEAUTY CULTURE.....	1	-	-	-	-	-	1	-	-	-
COLD WAVING.....	-	-	-	-	-	-	-	-	-	-
COSMETOLOGY.....	1	-	-	-	-	1	-	-	-	-
DRESSMAKING.....	156	-	-	5	12	37	42	33	20	4
HATTERDASHERY AND SHOP MANAGEMENT.....	-	-	-	-	-	-	-	-	-	-
FASHION DESIGNING AND ILLUSTRATING OR SKETCHING.....	-	-	-	-	-	-	-	-	-	-
HAIR CULTURE.....	2	-	-	-	-	1	1	-	-	-
HAIRCUTTING AND HAIR DESIGN.....	6	-	-	-	-	2	2	2	-	-
HAIR DYEING AND BLEACHING.....	-	-	-	-	-	-	-	-	-	-
HAIR STYLING.....	-	-	-	-	-	-	-	-	-	-
MAKE-UP FLAT AND SHINY.....	-	-	-	-	-	-	-	-	-	-
MANICURE AND PEDICURE.....	1	-	-	-	-	-	1	-	-	-
PHYSIOTHERAPY.....	-	-	-	-	-	-	-	-	-	-
TAILORING, LADIES.....	3	-	-	-	-	-	-	2	1	-
SKIN BLEACHING AND BODY CONTOUR.....	-	-	-	-	-	-	-	-	-	-
MEN'S TAILORING.....	47	-	-	1	6	9	12	8	5	6
OTHERS.....	2	-	-	-	-	-	2	-	-	-
PRACTICAL ARTS AND TRADE.....	255	1	-	3	9	45	55	47	34	41
BAKER, MASTER.....	2	-	-	-	1	-	1	-	-	-
BAKERY COURSE, HOME.....	-	-	-	-	-	-	-	-	-	-
CERAMICS AND PRE-CAST (MASONRY).....	42	-	-	1	1	2	4	8	15	10
COOKERY, SPECIAL COURSE.....	4	-	-	-	-	-	3	-	1	-
CULINARY ARTS.....	-	-	-	-	-	-	-	-	-	-
DESIGNING.....	-	-	-	-	-	-	-	-	-	-
DECORATIVE ARTS.....	-	-	-	-	-	-	-	-	-	-
DOLL MAKING.....	-	-	-	-	-	-	-	-	-	-
DRAMATIC ARTS.....	-	-	-	-	-	-	-	-	-	-
DRAFTING, TECHNICAL.....	-	-	-	-	-	-	-	-	-	-
EMBROIDERY.....	19	-	-	2	3	7	2	2	1	2
FLOWER MAKING.....	-	-	-	-	-	-	-	-	-	-
FURNITURE & CABINET MAKING.....	-	-	-	-	-	-	-	-	-	-
HANDICRAFT.....	15	-	-	-	-	2	2	3	6	2
HOME INDUSTRIES.....	2	-	-	-	-	-	-	1	1	-
INDUSTRIAL ARTS.....	-	-	-	-	-	-	-	-	-	-
INTERIOR DECORATION.....	-	-	-	-	-	-	-	-	-	-
LETTER ARTS.....	-	-	-	-	-	-	-	-	-	-
MACHINE KNITTING.....	-	-	-	-	-	-	-	-	-	-
PHOTOGRAPHY.....	-	-	-	-	-	-	-	-	-	-
CARPENTRY.....	134	-	-	-	2	30	32	29	22	19
PRINTING AND BOOKBINDING.....	1	-	-	-	-	-	-	-	1	-
RESTAURANT CATERING.....	-	-	-	-	-	-	-	-	-	-
TEXTILE PAINTING.....	1	-	-	-	-	-	-	-	-	1
WOODWORKING.....	24	1	-	-	-	1	6	4	7	5
TEXTILE WEAVING.....	-	-	-	-	-	-	-	-	-	-
OTHERS.....	11	-	-	-	2	2	5	-	-	2

\*BATANES IS RURAL IN ITS ENTIRETY.



# BATANES

TABLE 15. POPULATION 10 YEARS OLD AND OVER, BY SEX AND AGE GROUP, WITH STATED TYPE OF VOCATIONAL/TECHNICAL SKILL  
ACQUIRED THROUGH EXPERIENCE/APPRENTICESHIP, URBAN/RURAL: 1975  
(continued)

VOCATIONAL/TECHNICAL SKILL, SEX AND TYPE OF AREA	TOTAL	AGE GROUP									65 AND OVER
		10 - 14	15 - 19	20 - 24	25 - 34	35 - 44	45 - 54	55 - 64	65 AND OVER		
BATANES*											
TECHNICAL VOCATIONAL.....	26	-	-	-	6	30	30	13	5	6	
AIRCRAFT MAINTENANCE	-	-	-	-	-	-	-	-	-	-	
ENGINEERING.....	-	-	-	-	-	-	-	-	-	-	
AIRLINE OPERATOR	-	-	-	-	-	-	-	-	-	-	
ENGINEERING.....	-	-	-	-	-	-	-	-	-	-	
AUTO DRIVING AND TROUBLE	-	-	-	-	-	-	-	-	-	-	
SHOOTING.....	40	-	-	-	3	15	10	8	3	1	
AUTO ELECTRIC CIRCUIT.....	-	-	-	-	-	-	-	-	-	-	
BASIC GROUND COURSE (FLYING).....	2	-	-	-	-	1	1	-	-	-	
BATTERY MAKING AND REPAIR.....	-	-	-	-	-	-	-	-	-	-	
BUILDING CONTRACTOR.....	-	-	-	-	-	-	-	-	-	-	
ELECTRICIAN, MASTER.....	2	-	-	-	-	1	1	-	-	-	
ELECTRICITY, APPLIED.....	-	-	-	-	-	-	-	-	-	-	
ELECTRICITY, PRACTICAL.....	3	-	-	-	-	2	1	-	-	-	
FLYING COURSE, PRIMARY.....	-	-	-	-	-	-	-	-	-	-	
INJECTION PUMP CALIBRATION.....	-	-	-	-	-	-	-	-	-	-	
MACHINE SHOP PRACTICE.....	-	-	-	-	-	-	-	-	-	-	
MACHINIST.....	-	-	-	-	-	-	-	-	-	-	
MECHANICS, AIRPLANE.....	-	-	-	-	-	-	-	-	-	-	
MECHANICS, AUTO.....	11	-	-	-	1	5	3	2	-	-	
MECHANICS, AUTOMOTIVE.....	-	-	-	-	-	-	-	-	-	-	
MECHANICS, DIESEL.....	1	-	-	-	-	1	-	-	-	-	
MECHANICS, FARM MECHANICS,	-	-	-	-	-	-	-	-	-	-	
GENERAL.....	1	-	-	-	-	-	1	-	-	-	
MECHANICS, MASTER.....	1	-	-	-	-	-	-	-	1	-	
MECHANICS, RADIO.....	3	-	-	-	-	2	1	-	-	-	
MECHANICS, REFRIGERATION AND	-	-	-	-	-	-	-	-	-	-	
AIRCONDITIONING.....	1	-	-	-	1	-	-	-	-	-	
MECHANICS, TELEVISION.....	-	-	-	-	-	-	-	-	-	-	
MECHANICS, COLORED TV.....	-	-	-	-	-	-	-	-	-	-	
MECHANICS, TRANSMITTER.....	-	-	-	-	-	-	-	-	-	-	
OPERATOR, HEAVY EQUIPMENT.....	-	-	-	-	-	-	-	-	-	-	
OPERATOR, LATHE.....	-	-	-	-	-	-	-	-	-	-	
OPERATOR, COMMERCIAL RADIO	-	-	-	-	-	-	-	-	-	-	
TELEPHONE.....	-	-	-	-	-	-	-	-	-	-	
OPERATOR, COMMERCIAL RADIO	-	-	-	-	-	-	-	-	-	-	
TELEGRAPH.....	-	-	-	-	-	-	-	-	-	-	
OPERATOR, MOVIE PROJECTION.....	-	-	-	-	-	-	-	-	-	-	
OPERATOR, POSTMASTER TELEGRAPH.....	-	-	-	-	-	-	-	-	-	-	
OPERATOR, RADIO.....	-	-	-	-	-	-	-	-	-	-	
OPERATOR, RADIO TELEVISION.....	-	-	-	-	-	-	-	-	-	-	
OPERATOR, TELEPHONE	-	-	-	-	-	-	-	-	-	-	
SWITCHBOARD.....	-	-	-	-	-	-	-	-	-	-	
OPERATOR, TELETYPE AND	-	-	-	-	-	-	-	-	-	-	
TELEGRAPH.....	-	-	-	-	-	-	-	-	-	-	
OPERATOR, TRACTOR.....	-	-	-	-	-	-	-	-	-	-	
PILOT, INSTRUMENT.....	-	-	-	-	-	-	-	-	-	-	
PILOT, PRIVATE.....	-	-	-	-	-	-	-	-	-	-	
PILOT, SPORTSMAN.....	-	-	-	-	-	-	-	-	-	-	
REWINDING, MOTORS AND GENERATORS	-	-	-	-	-	-	-	-	-	-	
SERVICING, HI-FI, STEREO.....	-	-	-	-	-	-	-	-	-	-	
SERVICING, TAPE RECORDER.....	-	-	-	-	-	-	-	-	-	-	
SHEET METAL WORKS.....	6	-	-	-	-	-	-	-	-	-	
SPECIAL DRIVING COURSE.....	2	-	-	-	-	1	1	-	-	-	
STEAM PLEATING.....	-	-	-	-	-	-	-	-	-	-	
TECHNICIAN, ELECTRONICS.....	1	-	-	-	-	1	-	-	-	-	
TECHNICIAN, RADIO.....	2	-	-	-	1	-	1	-	-	-	
TECHNICIAN, TELEVISION.....	-	-	-	-	-	-	-	-	-	-	
TECHNICIAN, COLORED TV.....	-	-	-	-	-	-	-	-	-	-	
TECHNICIAN, TRANSMITTER.....	-	-	-	-	-	-	-	-	-	-	
REPAIRING, TRANSISTOR RADIO.....	-	-	-	-	-	-	-	-	-	-	
TECHNOLOGY, AERONAUTICAL	-	-	-	-	-	-	-	-	-	-	
TECHNOLOGY, DRAFTING.....	-	-	-	-	-	-	-	-	-	-	
TECHNOLOGY, INTERNAL COMBUSTION	-	-	-	-	-	-	-	-	-	-	
ENGINEERING.....	-	-	-	-	-	-	-	-	-	-	
ACETYLENE & ELECTRIC	-	-	-	-	-	-	-	-	-	-	
WELDING.....	2	-	-	-	-	-	2	-	-	-	
OTHERS.....	4	-	-	-	-	-	1	1	-	2	
OTHER VOCATIONAL/TECHNICAL	-	-	-	-	-	-	-	-	-	-	
SKILLS, N.E.C.....	140	-	-	5	16	28	27	23	26	21	

\* BATANES IS RURAL IN ITS ENTIRETY.

National Census and Statistics Office

## BATANES

TABLE 15. POPULATION 10 YEARS OLD AND OVER, BY SEX AND AGE GROUP, WITH STATED TYPE OF VOCATIONAL/TECHNICAL SKILL ACQUIRED THROUGH EXPERIENCE/APPRENTICESHIP, URBAN-RURAL: 1975  
(continued)

VOCATIONAL/TECHNICAL SKILL, SEX AND TYPE OF AREA	TOTAL	AGE GROUP								
		10 - 13	14	15 - 19	20 - 24	25 - 34	35 - 44	45 - 54	55 - 64	65 AND OVER
<b>BATANES<sup>a</sup></b>										
<b>MALE</b>										
TOTAL.....	433	1	-	3	21	66	103	82	77	60
BEAUTY AND FASHION.....	44	-	-	1	6	8	12	6	5	6
BALLET AND FANCY DANCE (CLASSICAL).....	-	-	-	-	-	-	-	-	-	-
BEAUTY CULTURE.....	-	-	-	-	-	-	-	-	-	-
COLD WAVING.....	-	-	-	-	-	-	-	-	-	-
COSMETOLOGY.....	-	-	-	-	-	-	-	-	-	-
DRESSMAKING.....	3	-	-	-	-	-	1	1	1	-
HABERDASHERY AND SHOP MANAGEMENT.....	-	-	-	-	-	-	-	-	-	-
FASHION DESIGNING AND ILLUSTRATING OR SKETCHING.....	-	-	-	-	-	-	-	-	-	-
HAIR CULTURE.....	-	-	-	-	-	-	-	-	-	-
HAIRCUTTING AND HAIR DESIGN.....	1	-	-	-	-	-	-	1	-	-
HAIR DYEING AND BLEACHING.....	-	-	-	-	-	-	-	-	-	-
HAIR STYLING.....	-	-	-	-	-	-	-	-	-	-
MAKE-UP FLAT AND SHINY.....	-	-	-	-	-	-	-	-	-	-
MANICURE AND PEDICURE.....	-	-	-	-	-	-	-	-	-	-
PHYSIOTHERAPY.....	-	-	-	-	-	-	-	1	-	-
TAILORING, LADIES.....	1	-	-	-	-	-	-	1	-	-
SKIN BLEACHING AND BODY CONTOUR.....	-	-	-	-	-	-	-	-	-	-
MEN'S TAILORING.....	35	-	-	1	6	8	11	3	4	4
OTHERS.....	-	-	-	-	-	-	-	-	-	-
PRACTICAL ARTS AND TRADE.....	213	1	-	1	5	36	46	42	46	34
BAKER, MASTER.....	2	-	-	-	1	-	1	-	-	-
BAKERY COURSE, HOME.....	-	-	-	-	-	-	-	-	-	-
CERAMICS AND PRE-CAST (MASUNRY).....	31	-	-	1	1	3	3	7	12	4
COOKERY, SPECIAL COURSE.....	-	-	-	-	-	-	-	-	-	-
CULINARY ARTS.....	-	-	-	-	-	-	-	-	-	-
DESIGNING.....	-	-	-	-	-	-	-	-	-	-
DECORATIVE ARTS.....	-	-	-	-	-	-	-	-	-	-
DOLL MAKING.....	-	-	-	-	-	-	-	-	-	-
DRAMATIC ARTS.....	-	-	-	-	-	-	-	-	-	-
DRAFTING, TECHNICAL.....	-	-	-	-	-	-	-	-	-	-
EMBROIDERY.....	4	-	-	-	-	1	-	-	1	2
FLOWER MAKING.....	-	-	-	-	-	-	-	-	-	-
FURNITURE & CABINET MAKING.....	-	-	-	-	-	-	-	-	-	-
HANDICRAFT.....	9	-	-	-	-	1	-	2	5	1
HOME INDUSTRIES.....	1	-	-	-	-	-	-	-	1	-
INDUSTRIAL ARTS.....	-	-	-	-	-	-	-	-	-	-
INTERIOR DECORATION.....	-	-	-	-	-	-	-	-	-	-
LETTER ARTS.....	-	-	-	-	-	-	-	-	-	-
MACHINE KNITTING.....	-	-	-	-	-	-	-	-	-	-
PHOTOGRAPHY.....	-	-	-	-	-	-	-	-	-	-
CARPENTRY.....	132	-	-	-	2	29	32	29	21	19
PRINTING AND BOOKBINDING.....	1	-	-	-	-	-	-	-	1	-
RESTAURANT CATERING.....	-	-	-	-	-	-	-	-	-	-
TEXTILE PAINTING.....	1	-	-	-	-	-	-	-	-	1
WOODWORKING.....	24	1	-	-	-	1	6	4	7	5
TEXTILE WEAVING.....	6	-	-	-	-	-	-	-	-	-
OTHERS.....	6	-	-	-	1	1	4	-	-	2

<sup>a</sup> BATANES IS RURAL IN ITS ENTIRETY.

# BATANES

TABLE 15. POPULATION 10 YEARS OLD AND OVER, BY SEX AND AGE GROUP, WITH STATED TYPE OF VOCATIONAL/TECHNICAL SKILL ACQUIRED THROUGH EXPERIENCE/APPRENTICESHIP, URBAN-RURAL: 1975  
(continued)

VOCATIONAL/TECHNICAL SKILL, SEX AND TYPE OF AREA	T O T A L	A G E G R O U P								65 AND OVER
		10 - 13	14	15 - 19	20 - 24	25 - 34	35 - 44	45 - 54	55 - 64	
BATANES*										
TECHNICAL VOCATIONAL.....	87	-	-	-	5	30	30	13	5	4
AIRCRAFT MAINTENANCE										
ENGINEERING.....	-	-	-	-	-	-	-	-	-	-
AIRLINE OPERATOR										
ENGINEERING.....	-	-	-	-	-	-	-	-	-	-
AUTO DRIVING AND TRUCKLE										
SHOOTING.....	45	-	-	-	2	15	16	8	3	1
AUTO ELECTRIC CIRCUIT.....	-	-	-	-	-	-	-	-	-	-
BASIC GROUND COURSE (FLYING).....	2	-	-	-	-	1	1	-	-	-
BATTERY MAKING AND REPAIR.....	-	-	-	-	-	-	-	-	-	-
BUILDING CONTRACTOR.....	-	-	-	-	-	-	-	-	-	-
ELECTRICIAN, MASTER.....	2	-	-	-	-	1	1	-	-	-
ELECTRICITY, APPLIED.....	-	-	-	-	-	-	-	-	-	-
ELECTRICITY, PRACTICAL.....	3	-	-	-	-	2	1	-	-	-
FLYING COURSE, PRIMARY.....	-	-	-	-	-	-	-	-	-	-
INJECTION PUMP CALIBRATION.....	-	-	-	-	-	-	-	-	-	-
MACHINE SHOP PRACTICE.....	-	-	-	-	-	-	-	-	-	-
MACHINIST.....	-	-	-	-	-	-	-	-	-	-
MECHANICS, AIRPLANE.....	-	-	-	-	-	-	-	-	-	-
MECHANICS, AUTO.....	11	-	-	-	1	5	3	2	-	-
MECHANICS, AUTOMOTIVE.....	-	-	-	-	-	-	-	-	-	-
MECHANICS, DIESEL.....	1	-	-	-	-	1	-	-	-	-
MECHANICS, FARM MECHANICS,										
GENERAL.....	1	-	-	-	-	-	1	-	-	-
MECHANICS, MASTER.....	1	-	-	-	-	-	-	-	1	-
MECHANICS, RADIO.....	3	-	-	-	-	2	1	-	-	-
MECHANICS, REFRIGERATION AND										
AIRCONDITIONING.....	1	-	-	-	1	-	-	-	-	-
MECHANICS, TELEVISION.....	-	-	-	-	-	-	-	-	-	-
MECHANICS, COLORED TV.....	-	-	-	-	-	-	-	-	-	-
MECHANICS, TRANSMITTER.....	-	-	-	-	-	-	-	-	-	-
OPERATOR, HEAVY EQUIPMENT.....	-	-	-	-	-	-	-	-	-	-
OPERATOR, LATHE.....	-	-	-	-	-	-	-	-	-	-
OPERATOR, COMMERCIAL RADIO										
TELEPHONE.....	-	-	-	-	-	-	-	-	-	-
OPERATOR, COMMERCIAL RADIO										
TELEGRAPH.....	-	-	-	-	-	-	-	-	-	-
OPERATOR, MOVIE PROJECTION.....	-	-	-	-	-	-	-	-	-	-
OPERATOR, POSTMASTER TELEGRAPH.....	-	-	-	-	-	-	-	-	-	-
OPERATOR, RADIO.....	-	-	-	-	-	-	-	-	-	-
OPERATOR, RADIO TELEVISION.....	-	-	-	-	-	-	-	-	-	-
OPERATOR, TELEPHONE										
SWITCHBOARD.....	-	-	-	-	-	-	-	-	-	-
OPERATOR, TELETYPE AND										
TELEGRAPH.....	-	-	-	-	-	-	-	-	-	-
OPERATOR, TRACTOR.....	-	-	-	-	-	-	-	-	-	-
PILOT, INSTRUMENT.....	-	-	-	-	-	-	-	-	-	-
PILOT, PRIVATE.....	-	-	-	-	-	-	-	-	-	-
PILOT, SPORTSMAN.....	-	-	-	-	-	-	-	-	-	-
REWINDING, MOTORS AND GENERATORS										
SERVICING, HI-FI, STEREO.....	-	-	-	-	-	-	-	-	-	-
SERVICING, TAPE RECORDER.....	-	-	-	-	-	-	-	-	-	-
SHEET METAL WORKS.....	6	-	-	-	-	1	1	2	1	1
SPECIAL DRIVING COURSE.....	2	-	-	-	-	1	1	-	-	-
STEAM PLEATING.....	-	-	-	-	-	-	-	-	-	-
TECHNICIAN, ELECTRONICS.....	1	-	-	-	-	1	-	-	-	-
TECHNICIAN, RADIO.....	2	-	-	-	1	-	1	-	-	-
TECHNICIAN, TELEVISION.....	-	-	-	-	-	-	-	-	-	-
TECHNICIAN, COLORED TV.....	-	-	-	-	-	-	-	-	-	-
TECHNICIAN, TRANSMITTER.....	-	-	-	-	-	-	-	-	-	-
REPAIRING, TRANSISTOR RADIO.....	-	-	-	-	-	-	-	-	-	-
TECHNOLOGY, AERONAUTICAL.....	-	-	-	-	-	-	-	-	-	-
TECHNOLOGY, DRAFTING.....	-	-	-	-	-	-	-	-	-	-
TECHNOLOGY, INTERNAL COMBUSTION										
ENGINEERING.....	-	-	-	-	-	-	-	-	-	-
ACETYLENE & ELECTRIC										
WELDING.....	2	-	-	-	-	-	2	-	-	-
OTHERS.....	4	-	-	-	-	-	1	1	-	2
OTHER VOCATIONAL/TECHNICAL										
SKILLS, N.E.C.....	89	-	-	1	5	12	15	21	19	16

\*BATANES IS RURAL IN ITS ENTIRETY.

National Census and Statistics Office

## BATANES

TABLE 15. POPULATION 10 YEARS OLD AND OVER, BY SEX AND AGE GROUP, WITH STATED TYPE OF VOCATIONAL/TECHNICAL SKILL ACQUIRED THROUGH EXPERIENCE/APPRENTICESHIP, URBAN/RURAL: 1975  
(continued)

VOCATIONAL/TECHNICAL SKILL, SEX AND TYPE OF AREA	TOTAL	AGE GROUP								65 AND OVER
		10 - 14	15 - 19	20 - 24	25 - 29	30 - 34	35 - 39	40 - 44	45 - 49	
<b>BATANES*</b>										
<b>FEMALE</b>										
TOTAL.....	275	-	-	11	26	67	70	46	34	19
BEAUTY AND FASHION.....	175	-	-	5	12	42	49	39	21	7
BALLET AND FANCY DANCE (CLASSICAL).....	-	-	-	-	-	-	-	-	-	-
BEAUTY CULTURE.....	1	-	-	-	-	-	1	-	-	-
COLD WAVING.....	-	-	-	-	-	-	-	-	-	-
COSMETOLOGY.....	1	-	-	-	-	1	-	-	-	-
DRESSMAKING.....	153	-	-	5	12	37	41	32	19	7
HABERDASHERY AND SHOP MANAGEMENT.....	-	-	-	-	-	-	-	-	-	-
FASHION DESIGNING AND ILLUSTRATING OR SKETCHING.....	-	-	-	-	-	-	-	-	-	-
HAIR CULTURE.....	2	-	-	-	-	1	1	-	-	-
HAIRCUTTING AND HAIR DESIGN.....	5	-	-	-	-	2	2	1	-	-
HAIR DYEING AND BLEACHING.....	-	-	-	-	-	-	-	-	-	-
HAIR STYLING.....	-	-	-	-	-	-	-	-	-	-
MAKE-UP FLAT AND SHINY.....	-	-	-	-	-	-	-	-	-	-
MANICURE AND PEDICURE.....	1	-	-	-	-	-	1	-	-	-
PHYSIOTHERAPY.....	-	-	-	-	-	-	-	-	-	-
TAILORING, LADIES.....	2	-	-	-	-	-	-	1	1	-
SKIN BLEACHING AND BODY CONTOUR.....	-	-	-	-	-	-	-	-	-	-
MEN'S TAILORING.....	8	-	-	-	-	1	1	5	1	-
OTHERS.....	2	-	-	-	-	-	2	-	-	-
PRACTICAL ARTS AND TRADE.....	42	-	-	2	4	9	9	5	6	7
BAKER, MASTER.....	-	-	-	-	-	-	-	-	-	-
BAKERY COURSE, HOME.....	-	-	-	-	-	-	-	-	-	-
CERAMICS AND PRE-CAST (MASONRY).....	11	-	-	-	-	-	1	1	3	6
COOKERY, SPECIAL COURSE.....	4	-	-	-	-	-	3	-	1	-
CULINARY ARTS.....	-	-	-	-	-	-	-	-	-	-
DESIGNING.....	-	-	-	-	-	-	-	-	-	-
DECORATIVE ARTS.....	-	-	-	-	-	-	-	-	-	-
DOLL MAKING.....	-	-	-	-	-	-	-	-	-	-
DRAMATIC ARTS.....	-	-	-	-	-	-	-	-	-	-
DRAFTING, TECHNICAL.....	-	-	-	-	-	-	-	-	-	-
EMBROIDERY.....	15	-	-	2	3	6	2	2	-	-
FLOWER MAKING.....	-	-	-	-	-	-	-	-	-	-
FURNITURE & CABINET MAKING.....	-	-	-	-	-	-	-	-	-	-
HANDICRAFT.....	6	-	-	-	-	1	2	1	1	1
HOME INDUSTRIES.....	1	-	-	-	-	-	-	1	-	-
INDUSTRIAL ARTS.....	-	-	-	-	-	-	-	-	-	-
INTERIOR DECORATION.....	-	-	-	-	-	-	-	-	-	-
LEITER ARTS.....	-	-	-	-	-	-	-	-	-	-
MACHINE KNITTING.....	-	-	-	-	-	-	-	-	-	-
PHOTOGRAPHY.....	-	-	-	-	-	-	-	-	-	-
CARPENTRY.....	2	-	-	-	-	1	-	-	1	-
PRINTING AND BOOKBINDING.....	-	-	-	-	-	-	-	-	-	-
RESTAURANT CATERING.....	-	-	-	-	-	-	-	-	-	-
TEXTILE PAINTING.....	-	-	-	-	-	-	-	-	-	-
WOODWORKING.....	-	-	-	-	-	-	-	-	-	-
TEXTILE WEAVING.....	-	-	-	-	-	-	-	-	-	-
OTHERS.....	3	-	-	-	1	1	1	-	-	-

\* BATANES IS RURAL IN ITS ENTIRETY.

# BATANES

TABLE 15. POPULATION 10 YEARS OLD AND OVER, BY SEX AND AGE GROUP, WITH STATED TYPE OF VOCATIONAL/TECHNICAL SKILL ACQUIRED THROUGH EXPERIENCE/APPRENTICESHIP, URBAN-RURAL: 1975  
(continued)

VOCATIONAL/TECHNICAL SKILL, SEX AND TYPE OF AREA	T O T A L	A G E    G R O U P								65 AND OVER
		10 - 14	15 - 19	20 - 24	25 - 34	35 - 44	45 - 54	55 - 64		
BATANES*										
TECHNICAL VOCATIONAL.....	1	-	-	-	1	-	-	-	-	-
AIRCRAFT MAINTENANCE										
ENGINEERING.....	-	-	-	-	-	-	-	-	-	-
AIRLINE OPERATOR										
ENGINEERING.....	-	-	-	-	-	-	-	-	-	-
AUTO DRIVING AND TROUBLE										
SHOOTING.....	1	-	-	-	1	-	-	-	-	-
AUTO ELECTRIC CIRCUIT.....	-	-	-	-	-	-	-	-	-	-
BASIC GROUND COURSE (FLYING).....	-	-	-	-	-	-	-	-	-	-
BATTERY MAKING AND REPAIR.....	-	-	-	-	-	-	-	-	-	-
BUILDING CONTRACTOR.....	-	-	-	-	-	-	-	-	-	-
ELECTRICIAN, MASTER.....	-	-	-	-	-	-	-	-	-	-
ELECTRICITY, APPLIED.....	-	-	-	-	-	-	-	-	-	-
ELECTRICITY, PRACTICAL.....	-	-	-	-	-	-	-	-	-	-
FLYING COURSE, PRIMARY.....	-	-	-	-	-	-	-	-	-	-
INJECTION PUMP CALIBRATION.....	-	-	-	-	-	-	-	-	-	-
MACHINE SHOP PRACTICE.....	-	-	-	-	-	-	-	-	-	-
MACHINIST.....	-	-	-	-	-	-	-	-	-	-
MECHANICS, AIRPLANE.....	-	-	-	-	-	-	-	-	-	-
MECHANICS, AUTO.....	-	-	-	-	-	-	-	-	-	-
MECHANICS, AUTOMOTIVE.....	-	-	-	-	-	-	-	-	-	-
MECHANICS, DIESEL.....	-	-	-	-	-	-	-	-	-	-
MECHANICS, FARM MECHANICS,										
GENERAL.....	-	-	-	-	-	-	-	-	-	-
MECHANICS, MASTER.....	-	-	-	-	-	-	-	-	-	-
MECHANICS, RADIO.....	-	-	-	-	-	-	-	-	-	-
MECHANICS, REFRIGERATION AND										
AIRCONDITIONING.....	-	-	-	-	-	-	-	-	-	-
MECHANICS, TELEVISION.....	-	-	-	-	-	-	-	-	-	-
MECHANICS, COLORED TV.....	-	-	-	-	-	-	-	-	-	-
MECHANICS, TRANSMITTER.....	-	-	-	-	-	-	-	-	-	-
OPERATOR, HEAVY EQUIPMENT.....	-	-	-	-	-	-	-	-	-	-
OPERATOR, LATHE.....	-	-	-	-	-	-	-	-	-	-
OPERATOR, COMMERCIAL RADIO										
TELEPHONE.....	-	-	-	-	-	-	-	-	-	-
OPERATOR, COMMERCIAL RADIO										
TELEGRAPH.....	-	-	-	-	-	-	-	-	-	-
OPERATOR, MOVIE PROJECTION.....	-	-	-	-	-	-	-	-	-	-
OPERATOR, POSTMASTER TELEGRAPH.....	-	-	-	-	-	-	-	-	-	-
OPERATOR, RADIO.....	-	-	-	-	-	-	-	-	-	-
OPERATOR, RADIO TELEVISION.....	-	-	-	-	-	-	-	-	-	-
OPERATOR, TELEPHONE										
SWITCHBOARD.....	-	-	-	-	-	-	-	-	-	-
OPERATOR, TELETYPE AND										
TELEGRAPH.....	-	-	-	-	-	-	-	-	-	-
OPERATOR, TRACTOR.....	-	-	-	-	-	-	-	-	-	-
PILOT, INSTRUMENT.....	-	-	-	-	-	-	-	-	-	-
PILOT, PRIVATE.....	-	-	-	-	-	-	-	-	-	-
PILOT, SPORTSMAN.....	-	-	-	-	-	-	-	-	-	-
REWINDING, MOTORS AND GENERATORS										
SERVICING, HI-FI, STEREO.....	-	-	-	-	-	-	-	-	-	-
SERVICING, TAPE RECORDER.....	-	-	-	-	-	-	-	-	-	-
SHEET METAL WORKS.....	-	-	-	-	-	-	-	-	-	-
SPECIAL DRIVING COURSE.....	-	-	-	-	-	-	-	-	-	-
STEAM PLEATING.....	-	-	-	-	-	-	-	-	-	-
TECHNICIAN, ELECTRONICS.....	-	-	-	-	-	-	-	-	-	-
TECHNICIAN, RADIO.....	-	-	-	-	-	-	-	-	-	-
TECHNICIAN, TELEVISION.....	-	-	-	-	-	-	-	-	-	-
TECHNICIAN, COLORED TV.....	-	-	-	-	-	-	-	-	-	-
TECHNICIAN, TRANSMITTER.....	-	-	-	-	-	-	-	-	-	-
REPAIRING, TRANSISTOR RADIO.....	-	-	-	-	-	-	-	-	-	-
TECHNOLOGY, AERONAUTICAL.....	-	-	-	-	-	-	-	-	-	-
TECHNOLOGY, CRAFTING.....	-	-	-	-	-	-	-	-	-	-
TECHNOLOGY, INTERNAL COMBUSTION										
ENGINEERING.....	-	-	-	-	-	-	-	-	-	-
ACETYLENE & ELECTRIC										
WELDING.....	-	-	-	-	-	-	-	-	-	-
OTHERS.....	-	-	-	-	-	-	-	-	-	-
OTHER VOCATIONAL/TECHNICAL										
SKILLS, N.E.C.....	57	-	-	4	11	16	12	2	7	5

\*BATANES IS RURAL IN ITS ENTIRETY.


National Census and Statistics Office

## BATANES


TABLE 16. POPULATION 5 YEARS OLD AND OVER, BY SEX, RESIDENCE ON MAY 6, 1970, PRESENT RESIDENCE, AND MUNICIPALITY, URBAN-RURAL, 1975

PRESENT RESIDENCE, SEX AND MUNICIPALITY	RESIDENCE ON MAY 6, 1970												NOT STATED
	SAME MUNICIPALITY		ANOTHER MUNICIPALITY SAME PROVINCE		ANOTHER PROVINCE		UNKNOWN		FOREIGN COUNTRY		TOTAL		
	URBAN	RURAL	URBAN	RURAL	URBAN	RURAL	URBAN	RURAL	URBAN	RURAL			
<b>BATANES*</b>													
BOTH SEXES	-	9,366	-	-	83	-	-	220	55	3	2	32	
MALE	-	4,835	-	-	39	-	-	113	32	2	2	48	
FEMALE	-	4,531	-	-	44	-	-	107	23	1	-	34	
<b>BASCO</b>													
BOTH SEXES	-	3,205	-	-	23	-	-	49	26	-	1	19	
MALE	-	1,605	-	-	10	-	-	43	14	-	1	5	
FEMALE	-	1,600	-	-	13	-	-	41	12	-	-	5	
<b>IBAYAT</b>													
BOTH SEXES	-	2,437	-	-	9	-	-	22	7	1	-	11	
MALE	-	1,247	-	-	3	-	-	12	4	-	-	6	
FEMALE	-	1,190	-	-	6	-	-	10	3	1	-	5	
<b>IVANA</b>													
BOTH SEXES	-	757	-	-	12	-	-	25	9	-	-	2	
MALE	-	364	-	-	4	-	-	12	5	-	-	2	
FEMALE	-	373	-	-	8	-	-	13	4	-	-	-	
<b>MAHATAG</b>													
BOTH SEXES	-	1,205	-	-	-	-	-	16	2	1	-	32	
MALE	-	615	-	-	-	-	-	7	1	1	-	11	
FEMALE	-	589	-	-	-	-	-	9	1	-	-	21	
<b>SABANG</b>													
BOTH SEXES	-	1,067	-	-	4	-	-	56	6	1	1	5	
MALE	-	522	-	-	2	-	-	25	4	1	1	2	
FEMALE	-	535	-	-	2	-	-	31	2	-	-	3	
<b>JYUSAN</b>													
BOTH SEXES	-	872	-	-	16	-	-	12	5	-	-	2	
MALE	-	434	-	-	9	-	-	5	5	-	-	2	
FEMALE	-	445	-	-	7	-	-	3	-	-	-	-	

\* BATANES IS RURAL IN ITS ENTIRETY.



National Statistics Office



05-01437