

SPECIAL REPORT NO. 2

1980

**CENSUS OF POPULATION BY
MUNICIPALITY AND BARANGAY**

AKLAN

REPUBLIC OF THE PHILIPPINES
NATIONAL ECONOMIC AND DEVELOPMENT AUTHORITY
NATIONAL CENSUS AND STATISTICS OFFICE
MANILA





REPUBLIC OF THE PHILIPPINES
NATIONAL ECONOMIC AND DEVELOPMENT AUTHORITY

HIS EXCELLENCY
PRESIDENT FERDINAND E. MARCOS
Chairman

Honorable PLACIDO L. MAPA, Jr.
Minister of Economic Planning and Director-General of the Authority
(Chairman of the National Census Coordinating Board)



NATIONAL CENSUS AND STATISTICS OFFICE
Honorable TITO A. MIJARES
Executive Director and Civil Registrar-General
Honorable MARCELO M. ORENSE
Assistant Executive Director

MALACAÑANG
MANILA

BY THE PRESIDENT OF THE PHILIPPINES

PROCLAMATION NO. 2170

DECLARING AS OFFICIAL THE 1980 POPULATION COUNT CONDUCTED
BY THE NATIONAL CENSUS AND STATISTICS OFFICE.

WHEREAS, pursuant to Batas Pambansa Bldg. 72, the National Census and Statistics Office (NCSO) is tasked with undertaking a comprehensive census of population every decade, beginning in 1980, on the provincial, city, municipal and barangay levels;

WHEREAS, per his Memorandum dated January 12, 1982, the Chairman of the National Census Coordinating Board submits the final results of the 1980 census of population for the Philippines by province, city, municipality and barangay; and


WHEREAS under Section 8 of Batas Pambansa Blg. 72, the final population count as determined from the processed census returns shall be considered as official for all purposes only upon proclamation by the President.

NOW THEREFORE, I, FERDINAND E. MARCOS President of the Philippines, by Virtue of the powers vested in me by law, do hereby approve the Final Report of the National Census Coordinating Board on the 1980 Census of Population containing one volume of summary reports which shows a national population as of May 1, 1980 of 48,098,460, and 13 volumes of reports By Region, Province, City, Municipality and Barangay, as submitted by the National Census and Statistics Office which is appended to this proclamation as annex "A" and made an integral part hereof, and the same is hereby declared as official for all purposes.

IN WITNESS WHEREOF, I have hereunto set my hand, and caused the seal of the Republic of the Philippines to be affixed.

Done in the City of Manila this 12th day of March, in the year of Our Lord, nineteen hundred and eighty-two.

By the President:



President of the Philippines

JUAN C. TUVERA

Presidential Executive Assistant

MALACANANG
Manila

LETTER OF INSTRUCTIONS NO. 1175

TO: The National Economic and Development Authority
The National Census and Statistics Office
The Ministry of Local Government
The Ministry of Finance
The Ministry of the Budget
The Ministry of Justice
The Commission on Elections, and all Ministries, Bureaus, Offices, Agencies and Government Instrumentalities, including government-owned and controlled corporations

WHEREAS, Batas Pambansa Blg. 72 provides for the taking of a national census of population by province, city, municipality and barangay;

WHEREAS, the NEDA had submitted the preliminary results of the 1980 population census of the Philippines by municipality, city and province as conducted by the National Census and Statistics Office (NCSO), which results were approved by the President under LOI 1083, for official use by all agencies and instrumentalities of the government in their planning and/or appraisal of development activities relating to population and other population-related matters;

WHEREAS, the population count at the barangay level could not as yet be finalized by the NCSO inasmuch as there is no complete official listing of barangays available as of this date and it appears that the NCSO list does not tally with the lists provided by the Ministry of Local Governments, the Commission on Elections and the Ministry of Finance;

WHEREAS, Section 8 of Batas Pambansa Blg. 72 provides that "the final population count as determined from the processed census returns shall be considered *official for all purposes* upon proclamation by the President." (Underscoring supplied) NOW, THEREFORE, I, FERDINAND E. MARCOS, President of the Philippines, by virtue of the powers vested in me by law, do hereby order and direct as follows:


1. In order that the results of the 1980 population census may be proclaimed as provided under Batas Pambansa Blg. 72, and pending the issuance by the Ministry of Local Governments (MLG) of an integrated listing of barangays which shall be considered official for all purposes, the NCSO is hereby directed to finalize the population census at the barangay level by including therein the population counts in all barangays recognized by the Ministry of Local Governments and/or the Commission on Election (COMELEC).

2. Population counts of (a) barangays in existence in 1970 or 1972 which may not be found in either MIG or COMELEC lists, shall be included, and, (b) those barangays created (after the ratification of the Constitution in January 16, 1973) pursuant to Presidential Decree 86 or P.D. 86-A which concern mainly poblaciones, and in the case of Metro Manila, wards, shall be separately indicated and properly noted for formal creation in conformity with the Constitution.

3. Population counts of all other barangays which do not fall into categories (a) and (b) above shall be credited to the corresponding barangays of origin.

This Letter of Instructions shall take effect immediately.

Done in the City of Manila this 19th day of November, in the Year of Our Lord, nineteen hundred and eighty-one.



FERDINAND E. MARCOS
President of the Philippines

FOREWORD


Presented in Special Report No. 2 is the final population count classified by sex and the number of private households for each barangay, municipality and province in the region based on the data collected during the 1980 Census of Population in May 1980.

Pursuant to Batas Pambansa Bilang 72 approved on June 11, 1980, the President under Proclamation No. 2170 dated March 12, 1982, has declared official for all purposes the population count by barangay, by city/municipality and by province.

This provincial report is just one of the series of reports being prepared from the result of the 1980 Census, in addition to the volumes being published traditionally in every population census, Volume I is a provincial report for each of the 73 provinces, containing demographic and other characteristics of the population and housing characteristics, while Volume II is a National Summary and will present statistics for each region and province of the country. A special volume for the National Capital Region will also be published.

Hopefully, the statistics presented in this report will help government agencies in their development planning and program such as those for the Kilusang Kabuhayan at Kaunlaran (KKK), Biyaya ng Dagat, Samahang Nayon, etc.

The National Census and Statistics Office is thankful to His Excellency, the President of the Philippines, and to the Batasang Pambansa for authorizing the taking of the census. We are also grateful to the National Census Coordinating Board (NCCB) for coordinating a systematized involvement of government agencies and instrumentalities in the census taking. Our gratitude is also due to the different ministries and other national offices, the local governments and the mass media for their active participation during the field operation. Special mention is made of the assistance and cooperation of the Ministry of Education and Culture whose teachers acted as census supervisors and enumerators during the field enumeration.


TITO A. MUIJARES
Executive Director

Manila

April 1982

TOTAL AND PRIVATE HOUSEHOLD POPULATION BY SEX AND NUMBER OF PRIVATE HOUSEHOLDS
BY PROVINCE, MUNICIPALITY AND BARANGAY: 1980

(Total population includes the population of private households and collective households.)

MUNICIPALITY AND BARANGAY	TOTAL POPULATION		PRIVATE HOUSEHOLD POPULATION		NUMBER OF PRIVATE HOUSEHOLDS		
	BOTH SEXES	MALE	FEMALE	BOTH SEXES	MALE	FEMALE	
AKLAN	324,563	161,816	162,747	324,300	161,632	162,668	57,956
ALTAVAS	17,443	8,691	8,752	17,441	8,689	8,752	3,122
CABANGILA	1,221	622	599	1,221	622	599	220
CABUGAD	1,324	682	642	1,324	682	642	245
CATMON	1,039	520	519	1,039	520	519	180
DALIPDIP	626	312	314	626	312	314	112
GINICTAN	1,219	616	603	1,219	616	603	221
LINAYASAN	1,219	619	600	1,219	619	600	239
LUNAYMAY	681	335	346	681	335	346	118
LUPU	1,628	802	826	1,628	802	826	274
MAN-UP	1,703	835	868	1,703	835	868	315
ODDONG	2,028	1,012	1,016	2,028	1,012	1,016	370
POBLACION	2,146	1,037	1,109	2,144	1,035	1,109	357
QUINASAY-AN	422	205	217	422	205	217	85
TALON	1,163	583	580	1,163	583	580	203
TIBIAO	1,024	511	513	1,024	511	513	183
BALETE	17,300	8,700	8,600	17,281	8,684	8,597	3,139
ARANAS	2,759	1,382	1,377	2,759	1,382	1,377	464
ARCANGEL	2,529	1,301	1,228	2,529	1,301	1,228	463
CALIZO	2,244	1,134	1,110	2,244	1,134	1,110	449
CORTES	1,330	664	666	1,330	664	666	240
FELICIANO	1,552	801	751	1,552	801	751	284
FULGENCIO	2,097	1,038	1,059	2,082	1,026	1,056	375
GUANKO	871	450	421	871	450	421	164
MORALES	1,876	957	919	1,876	957	919	320
OJEUENDO	963	455	508	963	455	508	191

TOTAL AND PRIVATE HOUSEHOLD POPULATION BY SEX AND NUMBER OF PRIVATE HOUSEHOLDS
BY PROVINCE, MUNICIPALITY AND BAKANGAY, 1980 - CONTINUED
(Total population includes the population of private households and collective households.)

MUNICIPALITY AND BAKANGAY	TOTAL POPULATION		PRIVATE HOUSEHOLD POPULATION		NUMBER OF PRIVATE HOUSEHOLDS		
	MALE	FEMALE	MALE	FEMALE			
PABLACION	1,079	518	561	1,075	514	561	189
BANGA	25,034	12,279	12,755	25,027	12,272	12,755	4,447
AGBANAWAN	1,073	531	542	1,073	531	542	189
BACAN	919	454	465	919	454	465	161
BADIANGAN	1,498	711	787	1,498	711	787	258
CERRUDO	628	331	297	628	331	297	107
CUPANG	274	145	129	274	145	129	54
DAGUITAN	404	210	194	404	210	194	70
DAJA NORTE	653	327	326	653	327	326	106
DAJA SUR	1,147	560	587	1,147	560	587	197
DINGLE	605	294	311	605	294	311	111
JUMARAP	1,012	492	520	1,012	492	520	188
LAPNAG	419	201	218	419	201	218	69
LIBAS	707	327	380	707	327	380	137
LINABUAN SUR	1,987	947	1,040	1,987	947	1,040	332
MAMBUG	926	448	478	926	448	478	172
MANGAN	1,118	567	551	1,118	567	551	200
MAGUING	435	218	217	435	218	217	84
PAGSANGHAN	1,079	558	521	1,079	558	521	185
PALALE	317	147	170	317	147	170	57
PABLACION	1,881	838	1,043	1,878	835	1,043	339
POLD	979	474	505	979	474	505	156
POLDICATE	1,314	647	667	1,314	647	667	220
SAN ISIDRO	224	108	116	224	108	116	39
SIBALIM	651	344	307	651	344	307	120
SIGAY	629	303	326	629	303	326	120
TABA-AD	758	377	381	758	377	381	129
TABAYON	726	384	332	716	384	332	137
TINAPAY	399	189	210	399	189	210	83
TORRALBA	1,233	624	609	1,229	620	609	237
UGSDD	665	327	338	665	327	338	126
VENTURANZA	384	196	188	384	196	188	64
BATAN	23,393	11,716	11,677	23,372	11,699	11,673	4,168

TOTAL AND PRIVATE HOUSEHOLD POPULATION BY SEX AND NUMBER OF PRIVATE HOUSEHOLDS
BY PROVINCE, MUNICIPALITY AND BARANGAY, 1980 - CONTINUED

(Total population includes the population of private households and collective households.)

MUNICIPALITY AND BARANGAY	TOTAL POPULATION		PRIVATE HOUSEHOLD POPULATION		NUMBER OF PRIVATE HOUSEHOLDS	
	BOTH SEXES	MALE	FEMALE	BOTH SEXES		MALE
SANTANDER	728	382	346	728	382	346
TAG-OSIP	288	150	138	288	150	138
TIGUM	787	411	376	787	411	376
ISABEL	31,214	15,642	15,572	31,206	15,639	15,567
AGBAGO	1,132	554	578	1,127	554	573
AGDUGAYAN	891	442	449	891	442	449
ANTIPOLLO	686	358	328	686	358	328
APARICIO	771	399	372	771	399	372
AQUINO	1,946	995	951	1,946	995	951
ASLUM	654	331	323	654	331	323
BAGCAY	793	419	374	793	419	374
BATUAN	722	371	351	722	371	351
BUENAVISTA	319	155	164	319	155	164
BUSTONGBATO	671	337	334	671	337	334
CABUGAD	373	187	186	373	187	186
CAPILLJAN	752	376	374	752	378	374
COLONGCOLONG	555	276	279	555	276	279
LAGUINGBANWA	1,778	912	866	1,778	912	866
MABUSAO	340	175	165	340	175	165
MALINDOG	211	114	97	211	114	97
MALCOG	1,798	887	911	1,798	887	911
MINA-A	479	235	244	479	235	244
MONLAVE	561	283	278	561	283	278
NALE	2,063	1,062	1,001	2,062	1,061	1,001
NAFSUD	1,596	753	843	1,596	753	843
NALIGSAN	658	336	322	658	336	322
ONDOY	1,329	647	682	1,329	647	682
POBLACION	2,297	1,067	1,230	2,295	1,065	1,230
POLO	423	207	216	423	207	216
REGADOR	1,126	586	540	1,126	586	540
RIVERA	264	126	138	264	126	138
RIZAL	767	401	366	767	401	366
SAN ISIDRO	983	489	484	983	489	484
	5,591	2,816	2,775	5,591	2,816	2,775

TOTAL AND PRIVATE HOUSEHOLD POPULATION BY SEX AND NUMBER OF PRIVATE HOUSEHOLDS
BY PROVINCE, MUNICIPALITY AND BARANGAY: 1980 - CONTINUED

(Total population includes the population of private households and collective households.)

MUNICIPALITY AND BARANGAY	TOTAL POPULATION		PRIVATE HOUSEHOLD POPULATION		NUMBER OF PRIVATE HOUSEHOLDS		
	BOTH SEXES	MALE	FEMALE	BOTH SEXES	MALE	FEMALE	
SAN JOSE	978	511	467	978	511	467	155
SANTA CRUZ	978	469	509	978	469	509	183
TAGBAYA	954	476	478	954	476	478	196
TUL-ANG	420	213	207	420	213	207	67
UNAT	705	358	347	705	358	347	125
YAMAN	241	123	118	241	123	118	44
KALIBU	39,894	19,437	20,457	39,747	19,338	20,409	7,036
ANDAGAM	4,673	2,293	2,380	4,673	2,293	2,380	830
BAKHAW NORTE	1,422	736	686	1,422	736	686	245
BAKHAW SUR	715	377	338	709	377	331	119
BRIONES	756	362	394	756	362	394	146
BUSWANG NEW	3,311	1,642	1,669	3,311	1,642	1,669	567
BUSWANG OLD	1,355	672	683	1,337	661	676	234
CA-AND	928	467	461	928	467	461	150
ESTANCIA	3,997	1,932	2,065	3,979	1,927	2,052	700
LINABUAN NORTE	2,050	994	1,056	2,050	994	1,056	375
MABILD	1,464	717	747	1,464	717	747	275
MOBO	893	448	445	893	448	445	163
NALOOK	1,565	794	771	1,511	741	770	269
POBLACION	11,150	5,204	5,946	11,100	5,174	5,926	1,913
POOK	2,516	1,247	1,269	2,516	1,247	1,269	444
TIGAYON	2,319	1,144	1,175	2,319	1,144	1,175	462
TINIGAW	780	408	372	780	408	372	144
LEZO	9,625	4,770	4,855	9,621	4,766	4,855	1,794
AGCAWILAN	851	406	445	851	406	445	151
BAGTD	654	334	320	654	334	320	124
BUGASTONGAN	745	376	375	745	375	375	128
CARUGDOG	944	479	465	944	479	465	178
CUGON	689	345	344	689	345	344	124
IBAD	756	389	367	756	389	367	135
MINA	727	363	364	727	363	364	138

TOTAL AND PRIVATE HOUSEHOLD POPULATION BY SEX AND NUMBER OF PRIVATE HOUSEHOLDS
BY PROVINCE, MUNICIPALITY AND BANGANGAY: 1980 - CONTINUED

(Total population includes the population of private households and collective households.)

MUNICIPALITY AND BANGANGAY	TOTAL POPULATION		PRIVATE HOUSEHOLD POPULATION		NUMBER OF PRIVATE HOUSEHOLDS		
	TOTAL	POPULATION	MALE	FEMALE	BOTH SEXES	MALE	FEMALE
POBLACION	1,645	775	870	1,641	771	870	312
SANTA CRUZ	782	398	384	782	398	384	150
SANTA CRUZ- BIGA-A	631	318	313	631	318	313	130
SILAKAT- NONOK	431	198	233	431	198	233	73
TAYHAWAN	770	395	375	770	395	375	151
LIBACAO	21,683	10,892	10,791	21,678	10,889	10,789	3,558
AGMALLIG	822	405	417	822	405	417	146
ALFONSO XII	1,392	738	654	1,392	738	654	215
BATOBA TO	429	189	240	429	189	240	70
BONZA	269	140	129	269	140	129	54
CALACABIAN	967	482	485	967	482	485	158
CALAMCAN	650	322	328	650	322	328	106
CAN-AMAN	582	282	300	582	282	300	101
CASIT-AN	321	161	160	321	161	160	50
DALAGSA-AN	1,280	648	632	1,280	648	632	229
GUADALUPE	829	411	418	829	411	418	132
JANLUO	573	280	293	573	280	293	99
JURITA	1,271	644	627	1,271	644	627	220
LUCTOGA	859	433	426	859	433	426	147
HAGUGBA	526	278	248	526	278	248	95
MANIKA	1,683	836	847	1,683	836	847	244
OGSIP	1,103	594	509	1,103	594	509	186
ORTEGA	1,096	546	550	1,096	546	550	186
OYANG	843	417	426	843	417	426	123
PAMPANGD	1,445	751	694	1,445	751	694	219
PINDONDY	760	380	380	760	380	380	122
POBLACION	1,877	908	969	1,872	905	967	297
RIVERA	496	240	256	496	240	256	74
ROSAL	1,029	509	520	1,029	509	520	180
SIBALEM	581	298	283	581	298	283	105
MADALAG	14,128	7,042	7,086	14,125	7,039	7,086	2,340

**TOTAL AND PRIVATE HOUSEHOLD POPULATION BY SEX AND NUMBER OF PRIVATE HOUSEHOLDS
BY PROVINCE, MUNICIPALITY AND BARANGAY: 1980 - CONTINUED**
(Total population includes the population of private households and collective households.)

MUNICIPALITY AND BARANGAY	TOTAL POPULATION		PRIVATE HOUSEHOLD POPULATION		NUMBER OF PRIVATE HOUSEHOLDS		
	BOTH SEXES	MALE	FEMALE	BOTH SEXES			
ALAMINOS	910	466	444	910	466	444	148
ALAS-AS	552	275	278	552	275	278	85
BACYANG	424	213	211	424	213	211	67
BALACTASAN	656	307	349	656	307	349	111
CABANGAHAN	379	191	188	379	191	188	69
CABILAWAN	352	170	174	352	178	174	57
CATABANA	458	224	234	458	224	234	80
DI-ANA	291	153	138	291	133	158	49
GALICIA	154	73	81	154	73	81	21
GINATUAN	331	165	162	331	169	162	57
LOGOHON	361	179	182	361	175	182	55
MAMBA	586	309	277	586	309	277	100
MARIA CRISTINA *	318	123	195	318	123	195	46
MEDINA	941	491	450	941	491	450	154
MERCEDES	338	165	173	338	165	173	52
NAPNIT	458	215	243	458	215	243	80
PANGITAN	1,062	497	565	1,062	497	565	160
PANINGAYAN	832	417	415	832	417	415	150
PANIPIASON	1,592	703	889	1,592	703	889	253
POBLACION	1,036	516	520	1,036	513	526	169
SAN JOSE	595	300	295	595	300	295	93
SINGAY	398	216	182	398	216	182	68
TALANGBAN	492	263	229	492	263	229	78
TALIMAGAO	235	119	116	235	119	116	37
TIGBAMAN	632	306	326	632	306	326	95
MAKATI	16,732	8,358	8,374	16,732	8,354	8,374	2,975
AGUALOGC	616	321	289	616	321	289	117
AGLUCAY	421	207	214	421	207	214	92
ALIBAGON	342	168	178	342	168	178	60
BAGONG BARRIO *	200	104	96	200	104	96	34
BAYBAY	1,058	535	523	1,058	533	525	181
CABATANGA	794	416	376	794	418	376	135
CAJILD	891	416	475	891	416	475	177

TOTAL AND PRIVATE HOUSEHOLD POPULATION BY SEX AND NUMBER OF PRIVATE HOUSEHOLDS
BY PROVINCE, MUNICIPALITY AND BARANGAY: 1980 - CONTINUED
(Total population includes the population of private households and collective households.)

MUNICIPALITY AND BARANGAY	TOTAL POPULATION		PRIVATE HOUSEHOLD POPULATION		NUMBER OF PRIVATE HOUSEHOLDS		
	BOTH SEXES	MALE	FEMALE	BOTH SEXES		MALE	FEMALE
CALATAGCANG	1,076	549	527	1,076	549	527	173
CALIMBAJAN	1,063	516	547	1,063	516	547	106
CASTILLO	555	290	265	555	290	265	85
CAYANGWAN	1,584	810	774	1,584	810	774	289
DUMGA	1,356	697	659	1,356	697	659	230
LIBANG	1,097	541	556	1,097	541	556	202
MANTIGUIS	967	450	517	967	450	517	179
POBLACION	2,361	1,137	1,224	2,361	1,133	1,224	434
TIRIAMAN	565	307	262	565	307	262	108
TINA	555	280	279	555	280	279	90
TUGAS	1,225	614	611	1,225	614	611	222
MALAY							
ARGAO	9,120	4,589	4,531	9,119	4,588	4,531	1,742
BALABAG	405	205	200	405	205	200	72
BALUSBUS	1,108	583	525	1,108	583	525	193
CABULIHAN	1,127	556	577	1,127	550	577	200
CATICLAN	335	166	189	335	166	189	70
COGON	950	505	485	990	505	485	174
CUBAY NGATE	249	119	130	249	119	130	51
CUBAY SUR	117	53	64	117	53	64	30
DUMLOG-	315	153	162	315	153	162	75
MANOC-MANOC	404	206	198	404	206	198	75
MANOC-	1,056	538	518	1,056	538	518	204
NAASOG	421	203	218	421	203	218	82
NAGAJAY	528	262	266	528	262	266	108
NAPANAN	344	168	176	344	168	176	61
POBLACION	709	357	352	708	350	352	144
SAN VIRAY	271	147	124	271	147	124	54
YAPAK	721	374	347	721	374	347	149
MALINAO							
BANAY BANAY	18,117	9,038	9,079	18,090	9,034	9,064	3,479
RIGA-A	538	259	279	538	259	279	108

TOTAL AND PRIVATE HOUSEHOLD POPULATION BY SEX AND NUMBER OF PRIVATE HOUSEHOLDS
BY PROVINCE, MUNICIPALITY AND BANGAY, 1980 - CONTINUED
(Total population includes the population of private households and collective households.)

MUNICIPALITY	ANC BANGAY	TOTAL POPULATION				PRIVATE HOUSEHOLD POPULATION				NUMBER OF PRIVATE HOUSEHOLDS
		BOTH SEXES	MALE	FEMALE	BOTH SEXES	MALE	FEMALE	HOUSEHOLDS		
BULABUD		1,427	719	708	1,427	719	708	259		
CABAYUGAN		991	511	482	991	511	483	185		
CAPATAGA		57	29	28	57	29	28	9		
COGON		425	210	215	425	210	215	84		
DANGCALAN		568	288	280	568	288	280	109		
KINALANGAY NUEVO		662	352	311	662	352	311	132		
KINALANGAY VIEJO		1,536	752	744	1,536	792	744	276		
LILO-AN		951	456	495	951	456	495	200		
MALANDAYON		658	341	317	658	341	317	133		
MANHANI P		684	335	351	684	335	351	128		
NAVITAS		982	461	521	982	461	521	180		
OSMAI		503	245	258	503	245	258	88		
POBLACION		1,230	576	660	1,226	568	660	242		
KCSARIO		1,536	751	785	1,519	749	770	312		
SAN DIMAS		647	336	311	647	336	311	121		
SAN RAMON		661	327	334	661	327	334	140		
SAN ROQUE		1,089	547	542	1,089	547	542	196		
SIPAC		457	232	225	437	232	205	70		
SUGNOO		463	239	224	463	239	224	93		
TAMBUAN		934	402	472	934	462	472	190		
TIGPALAS		428	210	218	428	210	218	87		
NABAS		16,607	8,291	8,316	16,604	8,288	8,316	3,109		
ALIMBO-EAYBAY		592	160	186	552	166	186	65		
BUENA SUERTE		556	444	492	530	444	492	195		
BUENAFORTUNA		595	307	288	595	307	288	112		
BUENAVISTA		767	377	390	767	377	390	148		
GIBOI		1,499	757	742	1,499	757	742	278		
HABANA		394	201	193	394	201	193	67		
LASERNA		1,525	773	752	1,525	773	752	263		
LIBERTAC		757	383	374	757	383	374	142		
MAGALLANES		347	190	157	347	190	157	72		
MATAJANA		386	175	211	386	175	211	75		
NAGUSTAN		1,381	673	708	1,381	673	708	273		

**TOTAL AND PRIVATE HOUSEHOLD POPULATION BY SEX AND NUMBER OF PRIVATE HOUSEHOLDS
BY PROVINCE, MUNICIPALITY AND BARANGAY: 1980 - CONTINUED**

(Total population includes the population of private households and collective households.)

MUNICIPALITY AND BARANGAY	TOTAL POPULATION		PRIVATE HOUSEHOLD POPULATION		NUMBER OF PRIVATE HOUSEHOLDS
	MALE	FEMALE	MALE	FEMALE	
BULWANG	1,375	685	696	685	236
CAMANCI NORTE	1,199	630	569	630	231
CAMANCI SUR	453	241	212	241	92
DENGDON EAST	1,101	542	555	542	208
DENGDON WEST	1,251	609	642	609	234
JCYAO-JCYAO	543	455	484	459	158
LAGUINBANMA EAST	1,082	563	519	563	195
LAGUINBANMA WEST	955	481	481	474	169
MARIANOS	616	306	306	312	104
NAVITAS	606	303	303	303	112
POBLACION	1,544	814	727	814	250
PUSIN	630	309	321	309	106
TABALOGKA	562	291	271	291	96
TANGALAN	11,174	5,517	5,653	5,517	1,988
AFEGA	3,727	386	341	386	139
RAYRAY	827	400	427	400	147
DAPDAP	507	253	254	253	89
UMATAD	500	219	281	219	77
JAMILI	782	261	401	381	127
LANIPGA	115	59	56	59	21
NAPATAG	165	81	88	81	33
PANAYAKAN	1,386	677	709	677	256
POBLACION	928	463	461	463	163
PUDIJI	905	436	479	436	151
TAGAS	1,263	658	625	658	251
TAMALOGON	1,457	711	746	711	257
TAMUKOE	201	95	106	95	41
TONDUG	541	488	453	488	163
VIVU	442	216	226	216	73

* ESTIMATED
 ** UNINPATATED
 *** FOR FORMAL CREATION IN CONFORMITY WITH THE CONSTITUTION
 **** DISPUTED