


SPECIAL REPORT NO. 2

**1980**

**GENSUS OF POPULATION BY  
MUNICIPALITY AND BARANGAY**

**AURORA**

REPUBLIC OF THE PHILIPPINES  
NATIONAL ECONOMIC AND DEVELOPMENT AUTHORITY  
NATIONAL CENSUS AND STATISTICS OFFICE  
MANILA





REPUBLIC OF THE PHILIPPINES  
NATIONAL ECONOMIC AND DEVELOPMENT AUTHORITY

*HIS EXCELLENCY*  
**PRESIDENT FERDINAND E. MARCOS**  
*Chairman*

Honorable PLACIDO L. MAPA, Jr.  
*Minister of Economic Planning and Director-General of the Authority*  
*(Chairman of the National Census Coordinating Board)*



NATIONAL CENSUS AND STATISTICS OFFICE  
Honorable TITO A. MIJARES  
*Executive Director and Civil Registrar-General*  
Honorable MARCELO M. ORENSE  
*Assistant Executive Director*

MALACAÑANG  
MANILA

BY THE PRESIDENT OF THE PHILIPPINES

PROCLAMATION NO. 2170

DECLARING AS OFFICIAL THE 1980 POPULATION COUNT CONDUCTED  
BY THE NATIONAL CENSUS AND STATISTICS OFFICE.

WHEREAS, pursuant to Batas Pambansa Blg. 72, the National Census and Statistics Office (NCSO) is tasked with undertaking a comprehensive census of population every decade, beginning in 1980, on the provincial, city, municipal and barangay levels;

WHEREAS, per his Memorandum dated January 12, 1982, the Chairman of the National Census Coordinating Board submits the final results of the 1980 census of population for the Philippines by province, city, municipality and barangay; and


WHEREAS under Section 8 of Batas Pambansa Blg. 72, the final population count as determined from the processed census returns shall be considered as official for all purposes only upon proclamation by the President.

NOW THEREFORE, I, FERDINAND E. MARCOS President of the Philippines, by Virtue of the powers vested in me by law, do hereby approve the Final Report of the National Census Coordinating Board on the 1980 Census of Population containing one volume of summary reports which shows a national population as of May 1, 1980 of 48,098,460, and 13 volumes of reports By Region, Province, City, Municipality and Barangay, as submitted by the National Census and Statistics Office which is appended to this proclamation as annex "A" and made an integral part hereof, and the same is hereby declared as official for all purposes.

IN WITNESS WHEREOF, I have hereunto set my hand, and caused the seal of the Republic of the Philippines to be affixed.

Done in the City of Manila this 12th day of March, in the year of Our Lord, nineteen hundred and eighty-two.

By the President:



President of the Philippines

JUAN C. TUVERA

Presidential Executive Assistant

MALACAÑANG  
Manila

LETTER OF INSTRUCTIONS NO. 1175

TO: The National Economic and Development Authority  
The National Census and Statistics Office  
The Ministry of Local Government  
The Ministry of Finance  
The Ministry of the Budget  
The Ministry of Justice  
The Commission on Elections, and all Ministries, Bureaus, Offices, Agencies and Government Instrumentalities, including government-owned and controlled corporations

WHEREAS, Batas Pambansa Blg. 72 provides for the taking of a national census of population by province, city, municipality and barangay;

WHEREAS, the NEDA had submitted the preliminary results of the 1980 population census of the Philippines by municipality, city and province as conducted by the National Census and Statistics Office (NCSO), which results were approved by the President under LOI 1083, for official use by all agencies and instrumentalities of the government in their planning and/or appraisal of development activities relating to population and other population-related matters;

WHEREAS, the population count at the barangay level could not as yet be finalized by the NCSO inasmuch as there is no complete official listing of barangays available as of this date and it appears that the NCSO list does not tally with the lists provided by the Ministry of Local Governments, the Commission on Elections and the Ministry of Finance;

WHEREAS, Section 8 of Batas Pambansa Blg. 72 provides that "the final population count as determined from the processed census returns shall be considered *official for all purposes* upon proclamation by the President." (Underscoring supplied)

NOW, THEREFORE, I, FERDINAND E. MARCOS, President of the Philippines, by virtue of the powers vested in me by law, do hereby order and direct as follows:


1. In order that the results of the 1980 population census may be proclaimed as provided under Batas Pambansa Blg. 72, and pending the issuance by the Ministry of Local Governments (MLG) of an integrated listing of barangays which shall be considered official for all purposes, the NCSO is hereby directed to finalize the population census at the barangay level by including therein the population counts in all barangays recognized by the Ministry of Local Governments and/or the Commission on Election (COMELEC).

2. Population counts of (a) barangays in existence in 1970 or 1972 which may not be found in either MLG or COMELEC lists, shall be included, and, (b) those barangays created (after the ratification of the Constitution in January 16, 1973) pursuant to Presidential Decree 86 or P.D. 86-A which concern mainly poblaciones, and in the case of Metro Manila, wards, shall be separately indicated and properly noted for formal creation in conformity with the Constitution.

3. Population counts of all other barangays which do not fall into categories (a) and (b) above shall be credited to the corresponding barangays of origin.

This Letter of Instructions shall take effect immediately.

Done in the City of Manila this 19th day of November, in the Year of Our Lord, nineteen hundred and eighty-one.

A large, stylized handwritten signature in black ink, consisting of several overlapping loops and a long horizontal stroke at the bottom.

**FERDINAND E. MARCOS**  
President of the Philippines

## FOREWORD

Presented in Special Report No. 2 is the final population count classified by sex and the number of private households for each barangay, municipality and province in the region based on the data collected during the 1980 Census of Population in May 1980.

Pursuant to Batas Pambansa Bilang 72 approved on June 11, 1980, the President under Proclamation No. 2170 dated March 12, 1982, has declared official for all purposes the population count by barangay, by city/municipality and by province.

This provincial report is just one of the series of reports being prepared from the result of the 1980 Census, in addition to the volumes being published traditionally in every population census, Volume I is a provincial report for each of the 73 provinces, containing demographic and other characteristics of the population and housing characteristics, while Volume II is a National Summary and will present statistics for each region and province of the country. A special volume for the National Capital Region will also be published.

Hopefully, the statistics presented in this report will help government agencies in their development planning and program such as those for the Kilusang Kabuhayan at Kaunlaran (KKK), *Biyaya ng Dagat*, *Samahang Nayon*, etc.

The National Census and Statistics Office is thankful to His Excellency, the President of the Philippines, and to the Batasang Pambansa for authorizing the taking of the census. We are also grateful to the National Census Coordinating Board (NCCB) for coordinating a systematized involvement of government agencies and instrumentalities in the census taking. Our gratitude is also due to the different ministries and other national offices, the local governments and the mass media for their active participation during the field operation. Special mention is made of the assistance and cooperation of the Ministry of Education and Culture whose teachers acted as census supervisors and enumerators during the field enumeration.



TITO A. MIJARES  
Executive Director

Manila

April 1982

TOTAL AND PRIVATE HOUSEHOLD POPULATION BY SEX AND NUMBER OF PRIVATE HOUSEHOLDS  
BY PROVINCE, MUNICIPALITY AND BARANGAY: 1980  
(Total population includes the population of private households and collective households.)

MUNICIPALITY AND BARANGAY	TOTAL POPULATION		PRIVATE HOUSEHOLD POPULATION		NUMBER OF PRIVATE HOUSEHOLDS		
	BOTH SEXES	MALE	FEMALE	BOTH SEXES		MALE	FEMALE
<b>AURORA</b>	<b>107,145</b>	<b>55,277</b>	<b>51,868</b>	<b>107,027</b>	<b>55,197</b>	<b>51,830</b>	<b>18,842</b>
<b>BALER</b>	<b>18,349</b>	<b>9,371</b>	<b>8,978</b>	<b>18,303</b>	<b>9,333</b>	<b>8,970</b>	<b>3,199</b>
BARANGAY I (POB)	1,069	516	553	1,069	516	553	192
BARANGAY II (POB)	641	312	329	641	312	329	123
BARANGAY III (POB)	740	382	358	740	382	358	132
BARANGAY IV (POB)	511	239	272	503	238	265	99
BARANGAY V (POB)	694	340	354	694	340	354	116
BUHANGIN	2,334	1,234	1,100	2,334	1,234	1,100	409
CALABUAMAN	1,871	954	917	1,871	954	917	313
OBLIGACION	887	436	451	887	436	451	161
PINGIT	1,496	759	737	1,496	759	737	259
RESERVA	2,073	1,061	1,012	2,056	1,044	1,012	358
SABANG	2,420	1,283	1,137	2,418	1,281	1,137	42
SUCLAYIN	2,305	1,179	1,126	2,286	1,161	1,125	386
ZABALI	1,308	676	632	1,308	676	632	241
<b>CASIGURAN</b>	<b>13,925</b>	<b>7,142</b>	<b>6,783</b>	<b>13,909</b>	<b>7,131</b>	<b>6,778</b>	<b>2,495</b>
BARANGAY 1 (POB)	496	249	247	496	249	247	87
BARANGAY 2 (POB)	401	191	210	401	191	210	68
BARANGAY 3 (POB)	258	123	135	258	123	135	49
BARANGAY 4 (POB)	350	165	185	359	165	185	62
BARANGAY 5 (POB)	448	227	221	448	227	221	79
BARANGAY 6 (POB)	324	154	170	316	151	165	61
BARANGAY 7 (POB)	280	143	137	280	143	137	43
BARANGAY 8 (POB)	480	234	246	480	234	246	78
CALABGAN	653	332	321	653	332	321	119
CALANGCASAN	895	463	432	895	463	432	166

TOTAL AND PRIVATE HOUSEHOLD POPULATION BY SEX AND NUMBER OF PRIVATE HOUSEHOLDS  
 BY PROVINCE, MUNICIPALITY AND BARANGAY: 1980 - CONTINUED  
 (Total population includes the population of private households and collective households.)

MUNICIPALITY AND BARANGAY	TOTAL POPULATION		PRIVATE HOUSEHOLD POPULATION		NUMBER OF PRIVATE HOUSEHOLDS	
	BOTH SEXES	MALE	FEMALE	BOTH SEXES	MALE	FEMALE
KALANTAS	527	275	252	527	275	252
CULAT	316	173	143	316	173	143
DIBET	1,519	798	712	1,519	798	712
ESPERANZA	336	187	149	336	187	149
LUAL	936	483	453	936	483	453
MARIKIT	286	158	128	286	158	128
TABAS	228	128	100	228	128	100
TINIG	564	301	263	564	301	263
BINADMAN	3,730	1,540	1,490	3,730	1,540	1,490
COZC	916	468	448	916	468	448
DIBACONG	691	350	341	683	342	341
DILASAG	6,716	3,479	3,237	6,714	3,478	3,236
NIAGYAN	846	428	418	846	428	418
DICABASAN	220	118	102	220	118	102
DILAGUIDI	613	320	293	613	320	293
DIMASESET	657	367	290	655	366	289
DINSYOG	584	318	266	584	318	266
LAMANG	208	102	106	208	102	106
MALIGAYA (POB)	826	414	412	826	414	412
MANGGITAHAN	1,280	652	628	1,280	652	628
MASAGANA (POB)	1,056	552	504	1,056	552	504
URA	426	208	218	426	208	218
DINALONGAN	5,242	2,727	2,515	5,228	2,716	2,512
ABULEG	599	299	300	599	299	300
BAFANGAY 1 (POB)	1,188	614	574	1,188	614	574
BARANGAY 2 (POB)	1,141	605	536	1,137	603	534
NIPOD (BULO)	352	197	155	342	188	154
DIBARAYBAY	432	237	195	432	237	195
DITAMINI	218	128	90	218	129	90
HAPALAD	420	208	212	420	208	212
PALEG	72	37	35	72	37	35



TOTAL AND PRIVATE HOUSEHOLD POPULATION BY SEX AND NUMBER OF PRIVATE HOUSEHOLDS  
BY PROVINCE, MUNICIPALITY AND BANGANGAY: 1960 - CONTINUED

(Total population includes the population of private households and collective households.)

MUNICIPALITY AND BANGANGAY	TOTAL POPULATION		PRIVATE HOUSEHOLD POPULATION		NUMBER OF PRIVATE HOUSEHOLDS		
	MALE	FEMALE	MALE	FEMALE	MALE	FEMALE	
SIMBAHAN	820	402	418	827	402	418	134
OINCALAN	8,772	4,518	4,184	8,695	4,513	4,182	1,543
APLAYA	828	433	395	828	433	395	148
BUTAS NA BATO	361	187	174	361	187	174	61
CABOS (MATAME)	978	504	474	978	504	474	177
CARAGSAMAN	460	246	214	460	246	214	85
DAVIL-DAVILAN	506	317	289	606	317	289	101
DIKAPANIKIAN	445	232	213	445	232	213	88
IBUNA	1,870	937	893	1,796	903	893	324
PALITIC	1,600	850	750	1,597	849	748	278
POBLACION	637	314	323	637	314	323	101
TANAMAN	96	54	42	96	54	42	22
UGAYAN	276	147	129	276	147	129	52
UMIRAY (MALAMIG)	615	327	288	615	327	288	106
DIPACULAD	15,561	8,068	7,493	15,554	8,066	7,488	2,816
BAYABAS	745	374	371	745	374	371	134
BUENAVISTA	212	101	111	212	101	111	39
BURLUNGAN	878	477	393	878	477	393	154
CALADCAN	247	134	113	247	134	113	45
DIABED	135	75	60	135	75	60	22
DIARABASIN	653	351	302	653	351	302	115
DIBUTUNAN	245	127	118	245	127	118	46
DIMABUNO	634	321	313	634	321	313	119
DINADIAMAN	2,217	1,203	1,014	2,217	1,203	1,014	398
DITALE	517	277	240	517	277	240	96
GUPA	370	199	171	370	199	171	74
IPIL	802	402	400	802	402	400	144
LABOY	276	136	140	276	136	140	50
LIPIT	485	247	238	485	247	238	93
LOBROT	168	97	71	168	97	71	32
MALIGAYA	424	205	219	424	205	219	73

TOTAL AND PRIVATE HOUSEHOLD POPULATION BY SEX AND NUMBER OF PRIVATE HOUSEHOLDS  
BY PROVINCE, MUNICIPALITY AND BARANGAY: 1980 - CONTINUED  
(Total population includes the population of private households and collective households.)

MUNICIPALITY AND BARANGAY	TOTAL POPULATION		PRIVATE HOUSEHOLD POPULATION		NUMBER OF PRIVATE HOUSEHOLDS		
	MALE	FEMALE	MALE	FEMALE	MALE	FEMALE	
MIJARES	610	284	326	284	107	107	
MUCDOL	895	460	435	460	163	163	
NORTHERN PABLACION	1,759	875	882	870	319	319	
PUANGI	555	262	293	262	102	102	
SALAY	1,007	479	528	479	176	176	
SAPANG KAWAYAN	190	95	95	95	34	34	
SOUTH PABLACION	1,398	691	707	691	255	255	
TOYTOYAN	147	73	74	73	26	26	
MARIA AURORA	26,822	13,862	12,960	26,806	13,853	12,953	4,628
ALCALA	351	187	164	351	187	164	65
BAGTJ	555	295	260	555	295	260	98
BANGCO	431	227	204	431	227	204	82
BANNAHAG	311	168	143	311	168	143	49
BARANGAY 1 (POB)	864	440	424	864	440	424	154
BARANGAY 2 (POB)	903	475	428	903	475	428	157
BARANGAY 3 (POB)	839	424	415	839	424	415	136
BARANGAY 4 (POB)	1,700	860	840	1,694	858	836	297
BAURJ	313	156	157	313	156	157	56
BAYANIHAN	459	223	236	459	223	236	74
BAZAL	920	489	431	920	489	431	161
CABITUCALAN EAST	440	244	196	440	244	196	71
CABITUCALAN WEST	304	145	159	304	145	159	51
DEBUCAD	952	476	476	952	476	476	165
DECOLIAT	316	171	145	316	171	145	67
DETAILEN	761	380	381	761	380	381	126
DIAAT	1,058	586	472	1,058	586	472	184
DIALATMAN	113	59	54	113	59	54	17
DIAMAN	249	131	118	249	131	118	43
DIANAMAN	445	239	206	445	239	206	80
DIKILDIT	1,108	563	545	1,108	563	545	197
DIMAMPUSO	1,147	581	566	1,147	581	566	205
DIDME	503	264	239	503	264	239	92
ESTONILLO	553	291	262	553	291	262	87

TOTAL AND PRIVATE HOUSEHOLD POPULATION BY SEX AND NUMBER OF PRIVATE HOUSEHOLDS  
 BY PROVINCE, MUNICIPALITY AND BARANGAY: 1980 - CONTINUED  
 (Total population includes the population of private households and collective households.)

MUNICIPALITY AND BARANGAY	TOTAL POPULATION		PRIVATE HOUSEHOLD POPULATION		NUMBER OF PRIVATE HOUSEHOLDS
	MALE	FEMALE	MALE	FEMALE	
FLORIDA	914	458	456	914	154
GALINTUJA	373	204	169	373	76
KADAYAKAN	594	306	288	594	114
MALASIN	316	160	156	316	59
PUNGLD	473	260	213	473	87
QUIRINO	1,426	734	672	1,426	242
RAMADA	842	433	409	837	147
SAN JOAQUIN	709	363	346	709	117
SAN JOSE	1,354	694	660	1,354	224
SAN LEONARDO	454	238	216	454	78
SANTA LUCIA	466	243	223	466	88
SANTO TOMAS	447	209	238	447	79
SUGUIT	534	286	248	534	76
VILLA AURORA	313	165	148	308	58
WENCESLAD	661	341	320	661	111
SAN JUAN	1,371	694	677	1,371	217
SAN LUIS	11,828	6,110	5,718	11,818	2,056
BACONG	755	412	343	755	132
BARANGAY 1 (POB)	372	182	190	369	60
BARANGAY 2 (POB)	347	176	171	347	56
BARANGAY 3 (POB)	339	175	164	339	55
BARANGAY 4 (POB)	457	232	225	451	71
DIBALE	194	110	84	194	34
DIBAYABAY	336	184	152	336	63
DIBUT	303	156	147	303	62
DIKAPINISAN	993	538	455	993	159
DIMAYAYAT	503	271	232	503	91
DITEKI	884	464	420	884	159
DITUMABO	1,968	985	983	1,968	361
L. PIMENTEL	670	337	333	670	119
NONDNG, SR.	1,005	506	499	1,005	168
REAL	384	191	193	384	73
SAN ISIDRO	977	510	467	977	167

TOTAL AND PRIVATE HOUSEHOLD POPULATION BY SEX AND NUMBER OF PRIVATE HOUSEHOLDS  
 BY PROVINCE, MUNICIPALITY AND BARANGAY: 1980 - CONTINUED  
 (Total population includes the population of private households and collective households.)

MUNICIPALITY AND BARANGAY	TOTAL POPULATION		PRIVATE HOUSEHOLD POPULATION		NUMBER OF PRIVATE HOUSEHOLDS
	MALE	FEMALE	MALE	FEMALE	
SAN JOSE	299	150	299	149	150
ZARAH	1,042	532	1,042	532	173

\* ESTIMATED  
 \*\* UNINHABITED  
 \*\*\* FOR FORMAL CREATION IN CONFORMITY WITH THE CONSTITUTION  
 \*\*\*\* DISPUTED