

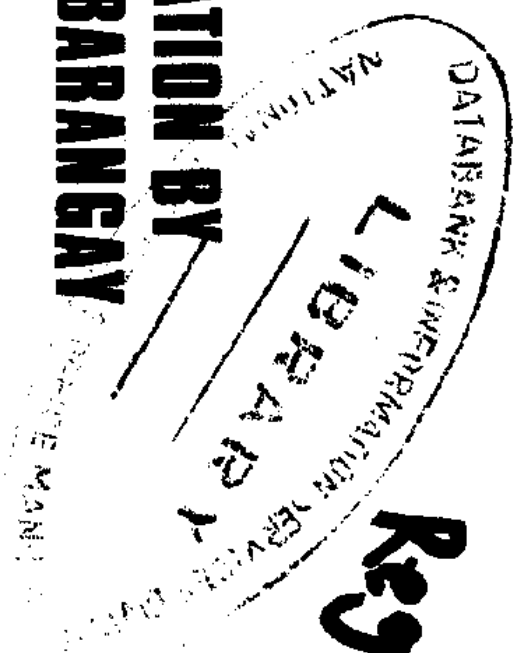
SPECIAL REPORT NO. 2

1980

**GENSUS OF POPULATION BY  
MUNICIPALITY AND BARANGAY**

**BATAAN**

REPUBLIC OF THE PHILIPPINES  
NATIONAL ECONOMIC AND DEVELOPMENT AUTHORITY  
NATIONAL CENSUS AND STATISTICS OFFICE  
MANILA





REPUBLIC OF THE PHILIPPINES  
NATIONAL ECONOMIC AND DEVELOPMENT AUTHORITY

*HIS EXCELLENCY*  
**PRESIDENT FERDINAND E. MARCOS**  
*Chairman*

Honorable PLACIDO L. MAPA, Jr.  
*Minister of Economic Planning and Director-General of the Authority*  
*(Chairman of the National Census Coordinating Board)*



NATIONAL CENSUS AND STATISTICS OFFICE  
Honorable TITO A. MIJARES  
*Executive Director and Civil Registrar-General*  
Honorable MARCELO M. ORENSE  
*Assistant Executive Director*

MALACANANG  
MANILA

BY THE PRESIDENT OF THE PHILIPPINES  
PROCLAMATION NO. 2170

DECLARING AS OFFICIAL THE 1980 POPULATION COUNT CONDUCTED  
BY THE NATIONAL CENSUS AND STATISTICS OFFICE.

WHEREAS, pursuant to Batas Pambansa Blg. 72, the National Census and Statistics Office (NCSO) is tasked with undertaking a comprehensive census of population every decade, beginning in 1980, on the provincial, city, municipal and barangay levels;

WHEREAS, per his Memorandum dated January 12, 1982, the Chairman of the National Census Coordinating Board submits the final results of the 1980 census of population for the Philippines by province, city, municipality and barangay; and


WHEREAS under Section 8 of Batas Pambansa Blg. 72, the final population count as determined from the processed census returns shall be considered as official for all purposes only upon proclamation by the President.

NOW THEREFORE, I, FERDINAND E. MARCOS President of the Philippines, by Virtue of the powers vested in me by law, do hereby approve the Final Report of the National Census Coordinating Board on the 1980 Census of Population containing one volume of summary reports which shows a national population as of May 1, 1980 of 48,098,460, and 13 volumes of reports By Region, Province, City, Municipality and Barangay, as submitted by the National Census and Statistics Office which is appended to this proclamation as annex "A" and made an integral part hereof, and the same is hereby declared as official for all purposes.

IN WITNESS WHEREOF, I have hereunto set my hand, and caused the seal of the Republic of the Philippines to be affixed.

Done in the City of Manila this 12th day of March, in the year of Our Lord, nineteen hundred and eighty-two.

By the President:



President of the Philippines

JUAN C. TUVERA

Presidential Executive Assistant

MALACAÑANG  
Manila

LETTER OF INSTRUCTIONS NO. 1175

TO: The National Economic and Development Authority  
The National Census and Statistics Office  
The Ministry of Local Government  
The Ministry of Finance  
The Ministry of the Budget  
The Ministry of Justice  
The Commission on Elections, and all Ministries, Bureaus, Offices, Agencies and Government Instrumentalities, including government-owned and controlled corporations

WHEREAS, Batas Pambansa Blg. 72 provides for the taking of a national census of population by province, city, municipality and barangay;

WHEREAS, the NEDA had submitted the preliminary results of the 1980 population census of the Philippines by municipality, city and province as conducted by the National Census and Statistics Office (NCSO), which results were approved by the President under LOI 1083, for official use by all agencies and instrumentalities of the government in their planning and/or appraisal of development activities relating to population and other population-related matters;

WHEREAS, the population count at the barangay level could not as yet be finalized by the NCSO inasmuch as there is no complete official listing of barangays available as of this date and it appears that the NCSO list does not tally with the lists provided by the Ministry of Local Governments, the Commission on Elections and the Ministry of Finance;

WHEREAS, Section 8 of Batas Pambansa Blg. 72 provides that "the final population count as determined from the processed census returns shall be considered *official for all purposes* upon proclamation by the President." (Underscoring supplied) NOW, THEREFORE, I, FERDINAND E. MARCOS, President of the Philippines, by virtue of the powers vested in me by law, do hereby order and direct as follows:


1. In order that the results of the 1980 population census may be proclaimed as provided under Batas Pambansa Blg. 72, and pending the issuance by the Ministry of Local Governments (MLG) of an integrated listing of barangays which shall be considered official for all purposes, the NCSO is hereby directed to finalize the population census at the barangay level by including therein the population counts in all barangays recognized by the Ministry of Local Governments and/or the Commission on Election (COMELEC).

2. Population counts of (a) barangays in existence in 1970 or 1972 which may not be found in either MIG or COMELEC lists, shall be included, and, (b) those barangays created (after the ratification of the Constitution in January 16, 1973) pursuant to Presidential Decree 86 or P.D. 86-A which concern mainly poblaciones, and in the case of Metro Manila, wards, shall be separately indicated and properly noted for formal creation in conformity with the Constitution.

3. Population counts of all other barangays which do not fall into categories (a) and (b) above shall be credited to the corresponding barangays of origin.

This Letter of Instructions shall take effect immediately.

Done in the City of Manila this 19th day of November, in the Year of Our Lord, nineteen hundred and eighty-one.



FERDINAND E. MARCOS  
President of the Philippines

## FOREWORD

Presented in Special Report No. 2 is the final population count classified by sex and the number of private households for each barangay, municipality and province in the region based on the data collected during the 1980 Census of Population in May 1980.

Pursuant to Batas Pambansa Bilang 72 approved on June 11, 1980, the President under Proclamation No. 2170 dated March 12, 1982, has declared official for all purposes the population count by barangay, by city/municipality and by province.

This provincial report is just one of the series of reports being prepared from the result of the 1980 Census, in addition to the volumes being published traditionally in every population census, Volume I is a provincial report for each of the 73 provinces, containing demographic and other characteristics of the population and housing characteristics, while Volume II is a National Summary and will present statistics for each region and province of the country. A special volume for the National Capital Region will also be published.

Hopefully, the statistics presented in this report will help government agencies in their development planning and program such as those for the Kilusang Kabuhayan at Kaunlaran (KKK), Biyaya ng Dagat, Samahang Nayon, etc.

The National Census and Statistics Office is thankful to His Excellency, the President of the Philippines, and to the Batasang Pambansa for authorizing the taking of the census. We are also grateful to the National Census Coordinating Board (NCCB) for coordinating a systematized involvement of government agencies and instrumentalities in the census taking. Our gratitude is also due to the different ministries and other national offices, the local governments and the mass media for their active participation during the field operation. Special mention is made of the assistance and cooperation of the Ministry of Education and Culture whose teachers acted as census supervisors and enumerators during the field enumeration.

  
TITO A. MUIARES  
Executive Director

Manila

April 1982

TOTAL AND PRIVATE HOUSEHOLD POPULATION BY SEX AND NUMBER OF PRIVATE HOUSEHOLDS  
BY PROVINCE, MUNICIPALITY AND BARANGAY, 1980  
(Total population includes the population of private households and collective households.)

MUNICIPALITY AND BARANGAY	TOTAL POPULATION		PRIVATE HOUSEHOLD POPULATION		NUMBER OF PRIVATE HOUSEHOLDS		
	MALE	FEMALE	MALE	FEMALE	MALE	FEMALE	
BATAAN	323,254	162,003	161,251	320,297	159,816	160,481	56,946
AEUCAY	22,692	11,470	11,222	22,677	11,456	11,221	3,888
CALAYLAYAN (POB)	2,963	1,501	1,462	2,963	1,501	1,462	554
CAPITANGAN	2,245	1,142	1,103	2,245	1,142	1,103	370
GABON	2,952	1,494	1,458	2,952	1,494	1,458	486
LAON (POB)	1,239	603	636	1,224	589	635	207
MABATANG	5,504	2,805	2,659	5,504	2,805	2,699	940
OMROY	2,743	1,376	1,367	2,743	1,376	1,367	467
SALIAN	974	498	476	974	498	476	173
WAMA (POB)	4,072	2,051	2,021	4,072	2,051	2,021	691
BAGAC	13,109	6,785	6,324	13,061	6,738	6,323	2,401
BAGUMBAYAN (POB)	2,155	1,105	1,050	2,153	1,103	1,050	406
BANAWANG	881	479	402	881	479	402	171
BINDANGAN	383	184	199	383	184	199	63
BINUKAMAN	889	467	422	889	467	422	159
IBABA	1,275	612	663	1,275	612	663	248
IBIS	699	362	337	699	362	337	121
MAMA-SIBACAN (PAG-AJA)	1,728	927	801	1,728	927	801	294
PARANG	1,425	729	700	1,428	728	700	260
PAYSAMAN	207	105	102	207	105	102	43
OUNAWAN	355	181	174	355	181	174	59
SAN ANTONIO	712	380	332	712	380	332	128
SAYSAIN	1,370	731	639	1,370	688	638	251
TABING-LOG (POB)	1,026	523	503	1,025	522	503	198
BALANGA	39,132	19,520	19,612	39,012	19,418	19,594	6,741







**TOTAL AND PRIVATE HOUSEHOLD POPULATION BY SEX AND NUMBER OF PRIVATE HOUSEHOLDS  
BY PROVINCE, MUNICIPALITY AND BANGKAY, 1980 - CONTINUED**

(Total population includes the population of private households and collective households.)

MUNICIPALITY AND BANGKAY	TOTAL POPULATION		PRIVATE HOUSEHOLD POPULATION		NUMBER OF PRIVATE HOUSEHOLDS	
	BOTH SEXES	MALE	FEMALE	BOTH SEXES	MALE	FEMALE
BAMBAN	550	279	271	545	272	271
BURGOS - SCLIMAN (P.B.)	589	290	299	585	290	299
CATANING (POB)	1,181	592	589	1,181	592	589
CULIS	3,308	1,691	1,677	3,308	1,691	1,677
DAUNGAN (POB)	728	369	359	728	369	359
MABIGA	1,356	749	647	1,396	749	647
MABUCO	752	385	367	752	385	367
MAITE	446	248	198	446	248	198
MAMBOG - MANDAMA	2,375	1,169	1,206	2,375	1,169	1,206
PALIHAN	2,286	1,162	1,124	2,286	1,162	1,124
PANDATONG	274	136	138	274	136	138
PULO	299	161	138	299	161	138
SABA	671	370	301	671	370	301
SAN PEDRO (POB)	1,882	937	945	1,877	933	944
SANTO CRISTO (POB)	857	433	424	857	433	424
SUMALO	652	346	306	652	346	306
TIPD	341	178	163	331	168	163
LIMAY	24,281	12,380	11,901	24,208	12,577	11,891
ALANGAN	1,725	867	858	1,725	867	858
KITANG 1	1,127	578	549	1,127	578	549
KITANG 2 & LUZ	3,559	1,858	1,701	3,548	1,857	1,691
LAMAO	6,602	3,385	3,217	6,602	3,385	3,217
LANDING	2,040	1,007	1,033	2,040	1,007	1,033
POBLACION	863	418	445	861	416	445
REFORMISTA	4,530	2,304	2,226	4,530	2,304	2,226
TOWNSITE	3,037	1,562	1,475	3,037	1,562	1,475
WAWA	798	401	397	798	401	397
MARIVELES	48,594	22,384	26,210	47,695	21,527	25,566
ALAS-ASIN	2,044	1,092	952	2,018	1,066	952
ALION	1,659	848	811	1,659	848	811
BATANGAS 2	1,247	673	574	1,247	673	574

TOTAL AND PRIVATE HOUSEHOLD POPULATION BY SEX AND NUMBER OF PRIVATE HOUSEHOLDS  
BY PROVINCE, MUNICIPALITY AND BARANGAY: 1990 - CONTINUED  
(Total population includes the population of private households and collective households.)

MUNICIPALITY AND BARANGAY	TOTAL POPULATION		PRIVATE HOUSEHOLD POPULATION		NUMBER OF PRIVATE HOUSEHOLDS		
	MALE	FEMALE	MALE	FEMALE			
CARBABEN	8,202	4,031	4,171	8,198	4,028	4,170	1,521
LUCANIN	1,101	562	539	1,101	562	539	199
POBLACION	5,598	2,576	3,022	4,438	1,906	2,532	986
SAN CARLOS VILLAGE	5,616	2,404	3,212	5,616	2,404	3,212	1,341
SAN ISIDRO	11,175	5,037	6,138	11,118	4,998	6,120	2,533
SISIMAN	1,426	753	673	1,426	753	673	309
SIBUPL	10,526	4,408	6,118	10,272	4,289	5,983	2,408
MGRONG	10,637	5,655	4,982	10,084	5,151	4,933	1,816
BINARITAN	1,648	858	790	1,648	858	790	278
MARAYO	1,138	585	553	1,138	585	553	229
NAGBALAYONG	3,232	1,818	1,414	2,878	1,456	1,414	538
POBLACION	3,196	1,613	1,583	3,189	1,610	1,579	540
SABANG	1,423	781	642	1,239	642	597	231
ORANI	33,083	16,786	16,297	32,926	16,641	16,279	5,824
BAGONG PARAISO (POB)	745	380	365	745	380	365	123
BALUT (POB)	2,112	1,090	1,022	2,112	1,090	1,022	366
BAYAN (POB)	1,892	924	968	1,888	921	967	377
CALERO (POB)	1,375	727	652	1,379	727	652	234
CARBONERO-PAKING (POB)	1,360	687	673	1,360	687	673	243
CENTRO II (POB)	626	297	329	626	297	329	112
DCINA	363	220	143	267	129	138	69
KAPARANGAN	3,562	1,812	1,750	3,547	1,809	1,738	613
MASANTOL	944	467	477	944	467	477	168
MULAWIN	2,045	1,036	1,009	2,045	1,036	1,009	348
PAG-ASA	666	352	314	657	343	314	118
PALIHAN (POB)	1,378	691	687	1,378	691	687	236
PANTALAN BAGO (POB)	1,928	987	941	1,928	987	941	329
PANTALAN LUMA (POB)	2,728	1,409	1,319	2,728	1,409	1,319	480
PARANG-PARANG (POB)	1,547	758	789	1,547	758	789	277
CENTRO I (POB)	518	242	276	518	242	276	88
SIBUL	487	264	223	462	259	223	99

TOTAL AND PRIVATE HOUSEHOLD POPULATION BY SEX AND NUMBER OF PRIVATE HOUSEHOLDS  
BY PROVINCE, MUNICIPALITY AND BARANGAY: 1980 - CONTINUED  
(Total population includes the population of private households and collective households.)

MUNICIPALITY AND BARANGAY	TOTAL POPULATION		PRIVATE HOUSEHOLD POPULATION		NUMBER OF PRIVATE HOUSEHOLDS
	MALE	FEMALE	MALE	FEMALE	
SILAHIS	538	279	538	279	89
TALA	588	263	580	263	110
TALIMUNEDC.	1,043	518	1,043	518	173
TAPULAO	3,265	1,648	3,265	1,648	596
TENEJERC (POB)	1,386	674	1,386	674	222
TUGATOG	992	464	966	464	185
WAWA (PCB)	991	514	991	514	169
ORION	28,049	14,247	28,048	14,246	4,647
ARELLANG (POB)	783	375	783	375	143
BAGUMBAYAN (POB)	1,471	729	1,471	729	235
BALAGTAS (POB)	611	313	611	313	103
BALUT (POB)	742	382	742	382	118
BANTAN	1,145	565	1,145	565	209
BILLOD	1,415	711	1,415	711	244
CALUNGUSAN	699	378	699	378	120
CAMACHILE	1,176	609	1,176	609	200
DAANG BAGU (POB)	1,070	544	1,070	544	174
DAANG BILLOD (POB)	2,179	1,086	2,179	1,086	357
DAANG PARI	1,626	849	1,626	849	277
KAPUT (GENERAL LIM)	977	526	977	526	183
KAPUNITAN	1,585	835	1,585	835	243
LATI (POB)	1,562	795	1,562	795	257
LUSUNGAN (POB)	1,645	832	1,645	832	252
PUTING BUHANGIN	1,564	801	1,564	801	264
SABATAN	1,060	553	1,060	553	177
SAN VICENTE (POB)	1,296	640	1,295	639	214
STD. DOMINGO	1,892	948	1,892	948	317
VILLA ANGELES (POB)	1,450	721	1,450	721	224
WAKAS (POB)	993	496	993	496	158
WAWA (PCB)	1,108	559	1,108	559	178
	18,549	9,362	18,528	9,351	3,233

TOTAL AND PRIVATE HOUSEHOLD POPULATION BY SEX AND NUMBER OF PRIVATE HOUSEHOLDS  
BY PROVINCE, MUNICIPALITY AND BARANGAY: 1980 - CONTINUED  
(Total population includes the population of private households and collective households.)

MUNICIPALITY AND BARANGAY	TOTAL POPULATION		PRIVATE HOUSEHOLD POPULATION		NUMBER OF PRIVATE HOUSEHOLDS	
	MALE	FEMALE	MALE	FEMALE	MALE	FEMALE
ALAJUJI	1,342	686	1,342	686	686	208
BAGUMBAYAN	1,061	527	1,061	527	527	182
BALUT I	467	232	467	232	232	87
BALUT II	767	390	767	390	377	137
BANTAN PUNTI	373	194	373	194	179	68
BURGOS	962	503	962	503	459	167
DEL ROSARIO (POB)	1,098	555	1,098	555	543	192
DIWA (UYONG)	870	431	870	431	439	155
LANDING	255	164	295	164	135	52
LIYANG (LIYANG-BATAVAGAS IIII)	549	289	549	289	260	102
NAGMALLING	742	360	742	360	382	132
PANILAO	1,901	953	1,883	944	939	354
PANTINGAN	637	331	637	331	306	115
POBLACION	861	430	858	428	430	156
RIZAL (POB)	846	418	846	418	428	148
SANTA ROSA	2,854	1,392	2,854	1,392	1,462	494
WAKAS NORTH	904	471	904	471	433	147
WAKAS SOUTH	704	365	704	365	339	124
WAWA	1,312	671	1,312	671	641	213
<b>SARAL</b>						
CALAGUINAN (POB)	18,041	9,197	17,885	9,041	8,844	3,072
DANANG BAGO (POB)	3,101	1,549	3,101	1,549	1,552	533
IBABA (POB)	1,833	916	1,833	916	917	305
IMELDA	1,386	702	1,386	702	684	245
LALAWIGAN	735	370	735	370	365	134
PALILI	2,219	1,128	2,219	1,128	1,091	355
SAN JUAN (POB)	1,096	588	1,084	576	508	196
SAN ROQUE (POB)	2,140	1,094	2,146	1,094	1,046	377
STA. LUCIA (POB)	1,068	527	1,067	526	541	181
SAPA	1,024	535	1,024	535	489	161
TABING-ILOG	1,862	996	1,719	853	866	302
	1,577	792	1,577	792	785	283

\* ESTIMATED  
\*\* UNINHABITED  
\*\*\* FOR FORMAL CREATION IN CONFORMITY WITH THE CONSTITUTION  
\*\*\*\* DISPUTED