


SPECIAL REPORT NO. 2

1980

**GENSUS OF POPULATION BY
MUNICIPALITY AND BARANGAY**

IFUGAO



REPUBLIC OF THE PHILIPPINES
NATIONAL ECONOMIC AND DEVELOPMENT AUTHORITY
NATIONAL CENSUS AND STATISTICS OFFICE
MANILA





REPUBLIC OF THE PHILIPPINES
NATIONAL ECONOMIC AND DEVELOPMENT AUTHORITY

HIS EXCELLENCY
PRESIDENT FERDINAND E. MARCOS
Chairman

Honorable PLACIDO L. MAPA, Jr.
Minister of Economic Planning and Director-General of the Authority
(Chairman of the National Census Coordinating Board)



NATIONAL CENSUS AND STATISTICS OFFICE
Honorable TITO A. MIJARES
Executive Director and Civil Registrar-General
Honorable MARCELO M. ORENSE
Assistant Executive Director

MALACAÑANG
MANILA

BY THE PRESIDENT OF THE PHILIPPINES
PROCLAMATION NO. 2170

DECLARING AS OFFICIAL THE 1980 POPULATION COUNT CONDUCTED
BY THE NATIONAL CENSUS AND STATISTICS OFFICE.

WHEREAS, pursuant to Batas Pambansa Blg. 72, the National Census and Statistics Office (NCSO) is tasked with undertaking a comprehensive census of population every decade, beginning in 1980, on the provincial, city, municipal and barangay levels;


WHEREAS, per his Memorandum dated January 12, 1982, the Chairman of the National Census Coordinating Board submits the final results of the 1980 census of population for the Philippines by province, city, municipality and barangay; and

WHEREAS under Section 8 of Batas Pambansa Blg. 72, the final population count as determined from the processed census returns shall be considered as official for all purposes only upon proclamation by the President.

NOW THEREFORE, I, FERDINAND E. MARCOS President of the Philippines, by Virtue of the powers vested in me by law, do hereby approve the Final Report of the National Census Coordinating Board on the 1980 Census of Population containing one volume of summary reports which shows a national population as of May 1, 1980 of 48,098,460, and 13 volumes of reports By Region, Province, City, Municipality and Barangay, as submitted by the National Census and Statistics Office which is appended to this proclamation as annex "A" and made an integral part hereof, and the same is hereby declared as official for all purposes.

IN WITNESS WHEREOF, I have hereunto set my hand, and caused the seal of the Republic of the Philippines to be affixed.
Done in the City of Manila this 12th day of March, in the year of Our Lord, nineteen hundred and eighty-two.

By the President:



President of the Philippines

JUAN C. TUVERA
Presidential Executive Assistant

MALACAÑANG
Manila

LETTER OF INSTRUCTIONS NO. 1175

TO: The National Economic and Development Authority
The National Census and Statistics Office
The Ministry of Local Government
The Ministry of Finance
The Ministry of the Budget
The Ministry of Justice
The Commission on Elections, and all Ministries, Bureaus, Offices, Agencies and Government Instrumentalities, including government-owned and controlled corporations

WHEREAS, Batas Pambansa Blg. 72 provides for the taking of a national census of population by province, city, municipality and barangay;

WHEREAS, the NEDA had submitted the preliminary results of the 1980 population census of the Philippines by municipality, city and province as conducted by the National Census and Statistics Office (NCSO), which results were approved by the President under LOI 1083, for official use by all agencies and instrumentalities of the government in their planning and/or appraisal of development activities relating to population and other population-related matters;

WHEREAS, the population count at the barangay level could not as yet be finalized by the NCSO inasmuch as there is no complete official listing of barangays available as of this date and it appears that the NCSO list does not tally with the lists provided by the Ministry of Local Governments, the Commission on Elections and the Ministry of Finance;

WHEREAS, Section 8 of Batas Pambansa Blg. 72 provides that "the final population count as determined from the processed census returns shall be considered *official for all purposes* upon proclamation by the President." (Underscoring supplied) NOW, THEREFORE, I, FERDINAND E. MARCOS, President of the Philippines, by virtue of the powers vested in me by law, do hereby order and direct as follows:


1. In order that the results of the 1980 population census may be proclaimed as provided under Batas Pambansa Blg. 72, and pending the issuance by the Ministry of Local Governments (MLG) of an integrated listing of barangays which shall be considered official for all purposes, the NCSO is hereby directed to finalize the population census at the barangay level by including therein the population counts in all barangays recognized by the Ministry of Local Governments and/or the Commission on Election (COMELEC).

2. Population counts of (a) barangays in existence in 1970 or 1972 which may not be found in either MLG or COMELEC lists, shall be included, and, (b) those barangays created (after the ratification of the Constitution in January 16, 1973) pursuant to Presidential Decree 86 or P.D. 86-A which concern mainly poblaciones, and in the case of Metro Manila, wards, shall be separately indicated and properly noted for formal creation in conformity with the Constitution.

3. Population counts of all other barangays which do not fall into categories (a) and (b) above shall be credited to the corresponding barangays of origin.

This Letter of Instructions shall take effect immediately.

Done in the City of Manila this 19th day of November, in the Year of Our Lord, nineteen hundred and eighty-one.



FERDINAND E. MARCOS
President of the Philippines

FOREWORD

Presented in Special Report No. 2 is the final population count classified by sex and the number of private households for each barangay, municipality and province in the region based on the data collected during the 1980 Census of Population in May 1980.

Pursuant to Batas Pambansa Bilang 72 approved on June 11, 1980, the President under Proclamation No. 2170 dated March 12, 1982, has declared official for all purposes the population count by barangay, by city/municipality and by province.

This provincial report is just one of the series of reports being prepared from the result of the 1980 Census, in addition to the volumes being published traditionally in every population census, Volume I is a provincial report for each of the 73 provinces, containing demographic and other characteristics of the population and housing characteristics, while Volume II is a National Summary and will present statistics for each region and province of the country. A special volume for the National Capital Region will also be published.

Hopefully, the statistics presented in this report will help government agencies in their development planning and program such as those for the Kitusang Kabuhayan at Kaunlaran (KKK), Biyaya ng Dagat, Samahang Nayon, etc.

The National Census and Statistics Office is thankful to His Excellency, the President of the Philippines, and to the Batasang Pambansa for authorizing the taking of the census. We are also grateful to the National Census Coordinating Board (NCCB) for coordinating a systematized involvement of government agencies and instrumentalities in the census taking. Our gratitude is also due to the different ministries and other national offices, the local governments and the mass media for their active participation during the field operation. Special mention is made of the assistance and cooperation of the Ministry of Education and Culture whose teachers acted as census supervisors and enumerators during the field enumeration.



TITO A. MIJARES
Executive Director

Manila

April 1982

**TOTAL AND PRIVATE HOUSEHOLD POPULATION BY SEX AND NUMBER OF PRIVATE HOUSEHOLDS
BY PROVINCE, MUNICIPALITY AND BARANGAY: 1980**
(Total population includes the population of private households and collective households.)

MUNICIPALITY AND BARANGAY	TOTAL POPULATION		PRIVATE HOUSEHOLD POPULATION		NUMBER OF PRIVATE HOUSEHOLDS		
	MALE	FEMALE	MALE	FEMALE			
IFUGAO	111,368	55,813	55,555	111,193	55,691	55,502	23,243
BANAU	22,900	11,375	11,525	22,884	11,371	11,513	5,221
ANGANAD	1,850	928	922	1,850	928	922	442
ANABA	571	297	274	571	297	274	140
BANGAAN	724	365	359	724	365	359	184
BATAD	1,352	686	666	1,352	686	666	333
BUCOS	1,692	805	807	1,680	805	875	339
BCKIAMAN	713	351	362	713	351	362	211
BANAU	918	457	461	918	457	461	209
CABABUYAN	1,347	676	671	1,347	676	671	307
CAMBULO	1,532	753	779	1,532	753	779	411
DUCLIGAN	897	428	469	897	428	469	195
GOHANG	890	455	435	890	455	435	206
HAPAJ	1,678	832	846	1,678	832	846	362
KIMAKIN	1,201	594	607	1,201	594	607	267
LUBONG	627	324	303	627	324	303	151
NUNGULUAN	563	280	283	563	280	283	149
POBLACION	2,731	1,326	1,405	2,727	1,322	1,405	532
POITAN	1,366	708	658	1,366	708	658	285
SAN FERNANDO	523	260	263	523	260	263	112
DONG	1,321	655	666	1,321	655	666	284
UBUAG	464	195	209	464	195	209	102
HLNGUAN	9,897	4,894	4,963	9,853	4,891	4,962	1,973
ABATAN	396	202	194	396	202	194	90
AHIN	748	378	370	748	378	370	150
BANGSANG	673	344	329	673	344	329	159

TOTAL AND PRIVATE HOUSEHOLD POPULATION BY SEX AND NUMBER OF PRIVATE HOUSEHOLDS
BY PROVINCE, MUNICIPALITY AND BANGANGAY: 1980 - CONTINUED

(Total population includes the population of private households and collective households.)

MUNICIPALITY AND BANGANGAY	TOTAL POPULATION		PRIVATE HOUSEHOLD POPULATION		NUMBER OF PRIVATE HOUSEHOLDS
	MALE	FEMALE	MALE	FEMALE	
ANAPO	405	196	213	196	137
BANGA	153	80	73	80	37
BANGTINCIN	237	126	126	111	63
BULIMONG	946	452	494	452	207
BURNAY	658	328	370	328	177
BITU	228	102	126	102	53
BUYABUYAN	305	157	148	157	66
CABA	567	277	290	277	117
CADOG	625	314	311	314	157
DULAU	309	161	148	161	57
→HINGYON	645	315	334	315	181
HUCBUNG	352	176	176	176	85
LUTA	191	99	92	99	40
MCMPOPIA	1,258	582	676	582	315
MCNTABICAN	577	281	296	281	133
NAMULDITAN	714	345	371	343	166
DELICDA	388	186	202	186	82
PIMONG	456	203	253	203	118
PCDLACICN	3,386	1,662	1,724	1,590	628
PONGHAL	221	104	117	104	56
PULLKAN	249	121	128	121	62
TUNGVGOC	491	201	290	199	93
TUPAY A	597	289	308	289	121
→JMALBONG	705	317	368	317	194
LAMUT	11,017	5,536	5,481	5,529	2,077
AMBASA	274	143	131	143	48
HAPIU	841	413	428	413	160
LAMIS	731	386	345	386	121
LUCBAN	394	210	184	210	79
MABATO (MABATOGATO)	713	355	358	355	115
MAGULON	1,105	564	541	564	223
NAYOI	1,269	610	659	610	260
PANGPUGPAN	1,055	533	522	529	199

TOTAL AND PRIVATE HOUSEHOLD POPULATION BY SEX AND NUMBER OF PRIVATE HOUSEHOLDS
BY PROVINCE, MUNICIPALITY AND BANGANGAY: 1980 - CONTINUED

(Total population includes the population of private households and collective households.)

MUNICIPALITY AND BANGANGAY	TOTAL POPULATION		PRIVATE HOUSEHOLD POPULATION		NUMBER OF PRIVATE HOUSEHOLDS		
	BOTH SEXES	MALE	FEMALE	BOTH SEXES		MALE	FEMALE
PAYAMAN	925	484	441	925	484	441	199
PIEZA	519	251	268	519	251	268	97
POBLACION	1,953	943	1,010	1,950	940	1,010	346
PUGOL (IFUGAO RESERVATION)	947	500	447	947	500	447	172
SALAMAGLE	291	144	147	291	144	147	58
MAYOYAO	24,022	12,290	11,732	24,016	12,285	11,731	4,869
ADYDANGAN	512	265	247	512	265	247	105
ALMIT	533	246	287	533	246	287	85
AYANGAN	700	397	313	700	387	313	131
BALANGBANG	714	354	360	714	354	360	139
BANAD	505	261	244	505	261	244	71
BANHAL	517	249	268	517	249	268	119
BUNGAN	899	460	439	899	460	439	209
BUNHLAN	789	367	422	789	367	422	143
BUNINAN	449	216	233	449	216	233	112
CHAYA	609	320	289	609	320	289	159
CHUMANG	526	266	260	526	266	260	124
DAMAG	1,847	972	875	1,847	972	875	386
GALINGGON	1,278	666	612	1,278	666	612	284
GUINIHON	530	267	263	530	267	263	102
INMALOY	1,023	572	451	1,023	572	451	169
JITAB	1,528	873	655	1,528	873	655	245
JACMAL	453	235	218	451	234	217	129
LANGAYAN	446	222	224	446	222	224	112
LINGO	507	240	267	507	240	267	90
MAGA	737	384	353	737	384	353	114
MAGULON	666	344	322	666	344	322	132
MAYAYAO	516	238	278	516	238	278	138
MAYAYAO PROPER	502	235	267	502	235	267	112
MUNGOL	465	215	250	465	215	250	102
NALBU	401	189	212	401	189	212	103
NATTUM	479	240	239	479	240	239	98
PALAAD	416	216	200	416	216	200	97

TOTAL AND PRIVATE HOUSEHOLD POPULATION BY SEX AND NUMBER OF PRIVATE HOUSEHOLDS
 BY PROVINCE, MUNICIPALITY AND BARANGAY: 1980 - CONTINUED

(Total population includes the population of private households and collective households.)

MUNICIPALITY AND BARANGAY	TOTAL POPULATION		PRIVATE HOUSEHOLD POPULATION		NUMBER OF PRIVATE HOUSEHOLDS		
	BOTH SEXES	MALE	FEMALE	BOTH SEXES			
POBLACION	808	392	416	804	388	416	149
TAANG	703	356	347	703	356	347	124
TALBOG	818	448	370	818	448	370	149
TALETE	397	195	202	397	195	202	93
TULAED	517	289	228	517	289	228	108
UBAID	2,232	1,111	1,121	2,232	1,111	1,121	396
AGUINALDO (LISTA)	11,016	5,742	5,274	10,993	5,729	5,264	2,051
BANGAR	204	112	92	204	112	92	35
BUSILAC	908	464	444	905	461	444	157
CALIMAG	239	125	114	239	125	114	46
DALUPAAN	401	197	204	401	197	204	74
DULOMOG	373	193	180	373	193	180	67
KILING	1,193	634	559	1,193	634	559	263
MAH-NAMA	390	195	195	390	195	195	79
MAHILLANGAN	770	403	367	770	403	367	150
PINTO	1,335	714	621	1,335	714	621	240
POBLACION	642	325	317	639	325	314	106
SAN JOSE	370	199	171	353	189	164	64
SAN JUAN	295	160	139	299	160	139	51
SAN MARCOS	835	460	375	835	460	375	158
SAN JUAN TIN	570	307	263	570	307	263	107
SANTA MARIA	1,158	587	571	1,158	587	571	198
SANTO DOMINGO (CABILALANI)	1,329	667	662	1,329	667	662	256

* ESTIMATED
 ** UNINHABITED
 *** FOR FORMAL CREATION IN CONFORMITY WITH THE CONSTITUTION
 **** DISPUTED