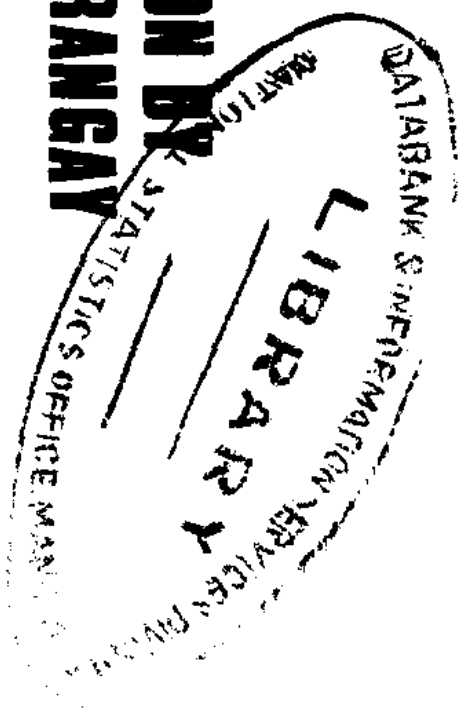


SPECIAL REPORT NO. 2

1980

**CENSUS OF POPULATION BY
MUNICIPALITY AND BARANGAY**

MASBATE



REPUBLIC OF THE PHILIPPINES
NATIONAL ECONOMIC AND DEVELOPMENT AUTHORITY
NATIONAL CENSUS AND STATISTICS OFFICE
MANILA



updates



REPUBLIC OF THE PHILIPPINES
NATIONAL ECONOMIC AND DEVELOPMENT AUTHORITY

HIS EXCELLENCY
PRESIDENT FERDINAND E. MARCOS
Chairman

Honorable PLACIDO L. MAPA, Jr.
Minister of Economic Planning and Director-General of the Authority
(Chairman of the National Census Coordinating Board)



NATIONAL CENSUS AND STATISTICS OFFICE
Honorable TITO A. MIJARES
Executive Director and Civil Registrar-General
Honorable MARCELO M. ORENSE
Assistant Executive Director

MALACAÑANG
MANILA

BY THE PRESIDENT OF THE PHILIPPINES

PROCLAMATION NO. 2170

DECLARING AS OFFICIAL THE 1980 POPULATION COUNT CONDUCTED
BY THE NATIONAL CENSUS AND STATISTICS OFFICE.

WHEREAS, pursuant to Batas Pambansa Blg. 72, the National Census and Statistics Office (NCSO) is tasked with undertaking a comprehensive census of population every decade, beginning in 1980, on the provincial, city, municipal and barangay levels;

WHEREAS, per his Memorandum dated January 12, 1982, the Chairman of the National Census Coordinating Board submits the final results of the 1980 census of population for the Philippines by province, city, municipality and barangay; and


WHEREAS under Section 8 of Batas Pambansa Blg. 72, the final population count as determined from the processed census returns shall be considered as official for all purposes only upon proclamation by the President.

NOW THEREFORE, I, FERDINAND E. MARCOS President of the Philippines, by Virtue of the powers vested in me by law, do hereby approve the Final Report of the National Census Coordinating Board on the 1980 Census of Population containing one volume of summary reports which shows a national population as of May 1, 1980 of 48,098,460, and 13 volumes of reports By Region, Province, City, Municipality and Barangay, as submitted by the National Census and Statistics Office which is appended to this proclamation as annex "A" and made an integral part hereof, and the same is hereby declared as official for all purposes.

IN WITNESS WHEREOF, I have hereunto set my hand, and caused the seal of the Republic of the Philippines to be affixed.

Done in the City of Manila this 12th day of March, in the year of Our Lord, nineteen hundred and eighty-two.

By the President:



President of the Philippines

JUAN C. TUVERA

Presidential Executive Assistant

MALACAÑANG
Manila

LETTER OF INSTRUCTIONS NO. 1175

TO: The National Economic and Development Authority
The National Census and Statistics Office
The Ministry of Local Government
The Ministry of Finance
The Ministry of the Budget
The Ministry of Justice
The Commission on Elections, and all Ministries, Bureaus, Offices, Agencies and Government Instrumentalities, including government-owned and controlled corporations

WHEREAS, Batas Pambansa Blg. 72 provides for the taking of a national census of population by province, city, municipality and barangay;

WHEREAS, the NEDA had submitted the preliminary results of the 1980 population census of the Philippines by municipality, city and province as conducted by the National Census and Statistics Office (NCSO), which results were approved by the President under LOI 1083, for official use by all agencies and instrumentalities of the government in their planning and/or appraisal of development activities relating to population and other population-related matters;

WHEREAS, the population count at the barangay level could not as yet be finalized by the NCSO inasmuch as there is no complete official listing of barangays available as of this date and it appears that the NCSO list does not tally with the lists provided by the Ministry of Local Governments, the Commission on Elections and the Ministry of Finance;

WHEREAS, Section 8 of Batas Pambansa Blg. 72 provides that "the final population count as determined from the processed census returns shall be considered *official for all purposes* upon proclamation by the President." (Underscoring supplied) **NOW, THEREFORE,** I, FERDINAND E. MARCOS, President of the Philippines, by virtue of the powers vested in me by law, do hereby order and direct as follows:


1. In order that the results of the 1980 population census may be proclaimed as provided under Batas Pambansa Blg. 72, and pending the issuance by the Ministry of Local Governments (MLG) of an integrated listing of barangays which shall be considered official for all purposes, the NCSO is hereby directed to finalize the population census at the barangay level by including therein the population counts in all barangays recognized by the Ministry of Local Governments and/or the Commission on Election (COMELEC).

2. Population counts of (a) barangays in existence in 1970 or 1972 which may not be found in either MIG or COMELEC lists, shall be included, and, (b) those barangays created (after the ratification of the Constitution in January 16, 1973) pursuant to Presidential Decree 86 or P.D. 86-A which concern mainly poblaciones, and in the case of Metro Manila, wards, shall be separately indicated and properly noted for formal creation in conformity with the Constitution.

3. Population counts of all other barangays which do not fall into categories (a) and (b) above shall be credited to the corresponding barangays of origin.

This Letter of Instructions shall take effect immediately.

Done in the City of Manila this 19th day of November, in the Year of Our Lord, nineteen hundred and eighty-one.



FERDINAND E. MARCOS
President of the Philippines

FOREWORD

Presented in Special Report No. 2 is the final population count classified by sex and the number of private households for each barangay, municipality and province in the region based on the data collected during the 1980 Census of Population in May 1980.

Pursuant to Batas Pambansa Bilang 72 approved on June 11, 1980, the President under Proclamation No. 2170 dated March 12, 1982, has declared official for all purposes the population count by barangay, by city/municipality and by province.

This provincial report is just one of the series of reports being prepared from the result of the 1980 Census, in addition to the volumes being published traditionally in every population census, Volume I is a provincial report for each of the 73 provinces, containing demographic and other characteristics of the population and housing characteristics, while Volume II is a National Summary and will present statistics for each region and province of the country. A special volume for the National Capital Region will also be published.

Hopefully, the statistics presented in this report will help government agencies in their development planning and program such as those for the Kilusang Kabuhayan at Kaunlaran (KKK), Biyaya ng Dagat, Samahang Nayon, etc.

The National Census and Statistics Office is thankful to His Excellency, the President of the Philippines, and to the Batasang Pambansa for authorizing the taking of the census. We are also grateful to the National Census Coordinating Board (NCCB) for coordinating a systematized involvement of government agencies and instrumentalities in the census taking. Our gratitude is also due to the different ministries and other national offices, the local governments and the mass media for their active participation during the field operation. Special mention is made of the assistance and cooperation of the Ministry of Education and Culture whose teachers acted as census supervisors and enumerators during the field enumeration.



TITO A. MUIJARES
Executive Director

Manila

April 1982

TOTAL AND PRIVATE HOUSEHOLD POPULATION BY SEX AND NUMBER OF PRIVATE HOUSEHOLDS
BY PROVINCE, MUNICIPALITY AND BARANGAY, 1980

(Total population includes the population of private households and collective households.)

| MUNICIPALITY AND BARANGAY | TOTAL POPULATION | | PRIVATE HOUSEHOLD POPULATION | | NUMBER OF PRIVATE HOUSEHOLDS | | |
|---|------------------|---------|------------------------------|---------|------------------------------|---------|---------|
| | MALE | FEMALE | MALE | FEMALE | | | |
| MASBATE | 584,520 | 295,847 | 288,673 | 583,832 | 295,228 | 288,604 | 104,759 |
| ARROY | 38,618 | 19,842 | 18,776 | 38,281 | 19,520 | 18,761 | 6,473 |
| AMBULONG | 1,415 | 688 | 727 | 1,415 | 688 | 727 | 231 |
| AMOFY | 234 | 135 | 99 | 234 | 135 | 99 | 44 |
| AMUTAG | 869 | 449 | 420 | 869 | 449 | 420 | 137 |
| BARANGAY BACA-LUMA | 1,626 | 809 | 817 | 1,626 | 809 | 817 | 267 |
| BALAWING | 406 | 212 | 194 | 406 | 212 | 194 | 65 |
| BALETE | 583 | 306 | 277 | 583 | 306 | 277 | 99 |
| BANGON | 938 | 479 | 459 | 925 | 472 | 453 | 163 |
| CABANGCALAN | 832 | 415 | 417 | 832 | 415 | 417 | 144 |
| BARANGAY CARAS-AN | 981 | 501 | 480 | 981 | 501 | 480 | 154 |
| CALANAY | 948 | 486 | 462 | 948 | 486 | 462 | 159 |
| CAPSAY | 670 | 345 | 325 | 67 | 345 | 325 | 111 |
| CONCEPTION | 504 | 260 | 244 | 504 | 260 | 244 | 85 |
| DAYHAGAN | 760 | 386 | 374 | 760 | 386 | 374 | 116 |
| BARANGAY DE-ROSA-DON PABLO DELA ROSA | 378 | 194 | 184 | 378 | 194 | 184 | 57 |
| GUMATANG | 1,040 | 521 | 519 | 1,040 | 521 | 519 | 192 |
| BARANGAY JABUYCAN | 1,283 | 672 | 611 | 1,283 | 672 | 611 | 199 |
| LANAY | 581 | 281 | 300 | 581 | 281 | 300 | 85 |
| LUY-A | 1,468 | 732 | 736 | 1,468 | 732 | 736 | 240 |
| MACABUG | 723 | 378 | 345 | 723 | 378 | 345 | 125 |
| MALUBI | 672 | 344 | 328 | 672 | 344 | 328 | 117 |
| MANASANAGA | 716 | 365 | 351 | 716 | 365 | 351 | 124 |
| MANAMOC | 810 | 432 | 378 | 810 | 432 | 378 | 134 |
| MARIPOSA | 846 | 435 | 411 | 846 | 435 | 411 | 14 |
| MATABA | 1,955 | 963 | 992 | 1,955 | 963 | 992 | 342 |
| MATALANGTALANG | 1,162 | 592 | 570 | 1,162 | 592 | 570 | 195 |
| MATONGG | 919 | 493 | 426 | 919 | 493 | 426 | 155 |

**TOTAL AND PRIVATE HOUSEHOLD POPULATION BY SEX AND NUMBER OF PRIVATE HOUSEHOLDS
BY PROVINCE, MUNICIPALITY AND BANGAY: 1980 - CONTINUED**
(Total population includes the population of private households and collective households.)

| MUNICIPALITY AND BANGAY | TOTAL POPULATION | | PRIVATE HOUSEHOLD POPULATION | | NUMBER OF PRIVATE HOUSEHOLDS | |
|-------------------------|------------------|--------|------------------------------|--------|------------------------------|--------|
| | MALE | FEMALE | MALE | FEMALE | MALE | FEMALE |
| NABONGS ORAN | 665 | 350 | 315 | 350 | 115 | |
| PANGLE | 416 | 212 | 204 | 212 | 8 | 25 |
| PANIQUE | 1,477 | 739 | 738 | 739 | 158 | |
| PINANAN | 1,007 | 531 | 476 | 531 | 355 | |
| POBLACION | 2,224 | 1,075 | 1,149 | 1,072 | 418 | |
| PURC | 2,445 | 1,416 | 1,129 | 1,119 | 187 | |
| SAN AGUSTIN | 1,093 | 552 | 541 | 547 | 95 | |
| SAN ISIDRO | 527 | 263 | 264 | 263 | 154 | |
| SAMANG | 936 | 499 | 437 | 499 | 83 | |
| SYNDICATE | 491 | 260 | 231 | 260 | 59 | |
| TALABAAN | 332 | 171 | 161 | 171 | 99 | |
| TALIB | 510 | 254 | 51 | 256 | 185 | |
| TIGBAO | 1,037 | 539 | 498 | 539 | 104 | |
| TINAGO | 635 | 341 | 294 | 341 | 25 | |
| TINIGBAN | 1,504 | 765 | 739 | 765 | | |
| BALENO | 19,114 | 9,576 | 9,536 | 9,572 | 3,079 | |
| BAAO | 681 | 367 | 314 | 367 | 101 | |
| BANASE | 293 | 150 | 143 | 150 | 43 | |
| BATULLA | 512 | 260 | 252 | 260 | 83 | |
| CAGARA | 730 | 353 | 377 | 353 | 112 | |
| CAGPANDAN | 666 | 345 | 321 | 345 | 112 | |
| CANCAHORA | 834 | 410 | 424 | 410 | 137 | |
| CANJUNDAY | 782 | 386 | 396 | 386 | 139 | |
| DOCOL | 552 | 290 | 262 | 290 | 88 | |
| EASTERN CAPSAY | 355 | 182 | 173 | 182 | 56 | |
| GABI | 891 | 459 | 432 | 459 | 14 | |
| GANGAO | 1,652 | 816 | 836 | 816 | 259 | |
| LAGTA | 1,448 | 716 | 732 | 716 | 229 | |
| LAHONG PROPER | 807 | 405 | 402 | 405 | 127 | |
| LAHONG INTERIOR | 584 | 310 | 274 | 310 | 96 | |
| LIPATA | 434 | 230 | 214 | 230 | 71 | |
| MADANCALAN | 437 | 232 | 205 | 232 | 71 | |
| MAGDALENA | 1,053 | 527 | 526 | 527 | 168 | |

TOTAL AND PRIVATE HOUSEHOLD POPULATION BY SEX AND NUMBER OF PRIVATE HOUSEHOLDS
BY PROVINCE, MUNICIPALITY AND BANGAY: 1980 - CONTINUED
(Total population includes the population of private households and collective households.)

| MUNICIPALITY AND BANGAY | TOTAL POPULATION | | PRIVATE HOUSEHOLD POPULATION | | NUMBER OF PRIVATE HOUSEHOLDS |
|--|------------------|--------|------------------------------|--------|------------------------------|
| | MALE | FEMALE | MALE | FEMALE | |
| MANOCOC | 511 | 247 | 511 | 247 | 87 |
| DABONGAN DITOT | 487 | 253 | 487 | 234 | 89 |
| POBLACION | 3,961 | 1,429 | 2,995 | 1,577 | 497 |
| POLUT | 458 | 214 | 458 | 244 | 74 |
| POTOSON | 726 | 387 | 726 | 329 | 114 |
| SPONG SCCC-CINC | 470 | 223 | 47 | 247 | 76 |
| TINAPIAN | 750 | 368 | 75 | 382 | 125 |
| BALUD | 24,549 | 12,474 | 24,544 | 12,474 | 4,351 |
| BAYBAY (LUMOCAB) | 622 | 315 | 622 | 315 | 139 |
| BONGCANAMAY | 791 | 411 | 790 | 411 | 152 |
| BONGCANAMAY III MAHAYAG MAHAYAG | 447 | 232 | 447 | 232 | 97 |
| CALUPANG | 2,242 | 1,176 | 2,241 | 1,176 | 39 |
| CANTIL | 1,018 | 531 | 1,014 | 531 | 193 |
| CASAHONGAN | 409 | 209 | 409 | 209 | 71 |
| DAO | 1,197 | 608 | 1,197 | 608 | 219 |
| DANAO | 679 | 353 | 675 | 326 | 112 |
| GUINBANAHAN | 946 | 487 | 946 | 459 | 161 |
| ILAYA | 746 | 374 | 740 | 374 | 126 |
| JANGAN | 873 | 456 | 873 | 417 | 167 |
| JINTOTLO | 927 | 460 | 927 | 467 | 181 |
| MAPILI | 553 | 284 | 553 | 284 | 111 |
| MAPITOG | 360 | 194 | 36 | 194 | 64 |
| PAJO | 1,080 | 530 | 550 | 530 | 183 |
| PALANI | 739 | 374 | 739 | 374 | 124 |
| PANGJIHANAN | 1,227 | 616 | 1,227 | 621 | 212 |
| POBLACION | 684 | 341 | 684 | 341 | 123 |
| PULANDUTA | 1,371 | 693 | 1,367 | 689 | 221 |
| QUINAYANGAN DICTAY | 777 | 388 | 777 | 389 | 135 |
| QUINAYANGAN TONGA | 654 | 324 | 654 | 324 | 125 |
| SALVACION | 345 | 174 | 345 | 174 | 6 |
| SAMPAD | 703 | 354 | 703 | 349 | 12 |
| SAN ANDRES MAHAYAG MAHAYAG | 301 | 159 | 307 | 142 | 54 |
| | 918 | 472 | 918 | 472 | 146 |

TOTAL AND PRIVATE HOUSEHOLD POPULATION BY SEX AND NUMBER OF PRIVATE HOUSEHOLDS
BY PROVINCE, MUNICIPALITY AND BARANGAY: 1980 - CONTINUED
(Total population includes the population of private households and collective households.)

| MUNICIPALITY AND BARANGAY | TOTAL POPULATION | | PRIVATE HOUSEHOLD POPULATION | | NUMBER OF PRIVATE HOUSEHOLDS | | |
|---------------------------|------------------|--------|------------------------------|--------|------------------------------|--------|-------|
| | MALE | FEMALE | MALE | FEMALE | | | |
| SAN ANTONIO | 922 | 476 | 446 | 922 | 476 | 446 | 162 |
| SARATOS ZAPATOS | 450 | 219 | 231 | 450 | 219 | 231 | 87 |
| TALISAY | 645 | 303 | 342 | 645 | 303 | 342 | 117 |
| TONGA | 361 | 187 | 174 | 361 | 187 | 174 | 58 |
| UBO | 669 | 336 | 333 | 669 | 336 | 333 | 126 |
| WIGGRIA VICINITY | 505 | 258 | 247 | 505 | 258 | 247 | 86 |
| VILLA ALVAREZ | 388 | 190 | 198 | 388 | 190 | 198 | 67 |
| BATUAN | 10,406 | 5,406 | 5,000 | 10,406 | 5,402 | 5,000 | 1,834 |
| BURGOS | 1,045 | 530 | 515 | 1,045 | 530 | 515 | 178 |
| CANARES | 929 | 482 | 447 | 929 | 482 | 447 | 161 |
| GUERRERO CAMPAÑEZ | 232 | 127 | 105 | 232 | 127 | 105 | 47 |
| COSTA RICA | 818 | 410 | 408 | 818 | 410 | 408 | 147 |
| DANAO | 854 | 450 | 404 | 854 | 450 | 404 | 150 |
| GIBRALTAR | 591 | 306 | 285 | 591 | 306 | 285 | 111 |
| MABUHAY | 225 | 128 | 97 | 225 | 128 | 97 | 42 |
| MATABAO | 276 | 140 | 136 | 276 | 140 | 136 | 45 |
| MASANDIG | 551 | 287 | 264 | 551 | 287 | 264 | 102 |
| PANISIHAN | 1,012 | 524 | 488 | 1,012 | 524 | 488 | 173 |
| POBLACION | 1,755 | 866 | 889 | 1,755 | 862 | 889 | 311 |
| RIZAL | 862 | 445 | 417 | 862 | 445 | 417 | 156 |
| ROYROY | 755 | 442 | 313 | 755 | 442 | 313 | 120 |
| SAWANG | 501 | 269 | 232 | 501 | 269 | 232 | 95 |
| CATAINGAY | 39,378 | 19,717 | 19,661 | 39,355 | 19,703 | 19,652 | 7,314 |
| ABACA | 628 | 318 | 310 | 628 | 318 | 310 | 113 |
| AGUADA | 811 | 395 | 416 | 811 | 395 | 416 | 162 |
| BADIANG | 1,158 | 571 | 587 | 1,158 | 571 | 587 | 229 |
| BAGUMBAYAN | 1,110 | 569 | 541 | 1,110 | 569 | 541 | 212 |
| CADULAWAN | 1,782 | 882 | 900 | 1,782 | 882 | 900 | 326 |
| CAGBATAWANG | 1,546 | 782 | 764 | 1,546 | 782 | 764 | 285 |
| CHINENA | 611 | 287 | 324 | 611 | 287 | 324 | 113 |
| CONCEPCION | 1,007 | 520 | 487 | 1,007 | 520 | 487 | 193 |

TOTAL AND PRIVATE HOUSEHOLD POPULATION BY SEX AND NUMBER OF PRIVATE HOUSEHOLDS
BY PROVINCE, MUNICIPALITY AND BARANGAY; 1980 - CONTINUED

(Total population includes the population of private households and collective households.)

| MUNICIPALITY AND BARANGAY | TOTAL POPULATION | | PRIVATE HOUSEHOLD POPULATION | | NUMBER OF PRIVATE HOUSEHOLDS |
|---------------------------|------------------|--------|------------------------------|--------|------------------------------|
| | MALE | FEMALE | MALE | FEMALE | |
| CUSYANON | 1,043 | 511 | 532 | 511 | 19 |
| DIVISORIA | 666 | 337 | 329 | 337 | 114 |
| DUMORO | 1,780 | 525 | 555 | 525 | 195 |
| ESTAMPAR | 1,353 | 686 | 667 | 686 | 272 |
| CAHIT | 1,247 | 641 | 616 | 641 | 212 |
| LIBTONG | 788 | 395 | 393 | 395 | 144 |
| LIONG | 1,353 | 661 | 692 | 661 | 252 |
| MAANAHAD | 1,075 | 541 | 534 | 541 | 206 |
| MADAMBA | 1,076 | 520 | 556 | 520 | 21 |
| MALDRAGO | 625 | 326 | 309 | 326 | 113 |
| MATAYUM | 1,410 | 750 | 710 | 704 | 289 |
| MATUBINAN | 754 | 389 | 365 | 389 | 289 |
| MINTAC | 1,026 | 524 | 562 | 524 | 142 |
| NAOAWISAN | 891 | 444 | 447 | 444 | 207 |
| OSMEÑA | 714 | 377 | 337 | 444 | 161 |
| PAWICAN | 2,457 | 1,297 | 1,160 | 1,297 | 449 |
| PITOGO | 770 | 376 | 394 | 376 | 14 |
| POBLACION | 4,613 | 2,257 | 2,356 | 2,742 | 85 |
| QUEZON | 809 | 413 | 396 | 413 | 145 |
| SAN ISIDRO | 549 | 279 | 270 | 279 | 101 |
| SAN JOSE | 550 | 293 | 257 | 293 | 103 |
| SAN PEDRO | 705 | 353 | 352 | 353 | 129 |
| SAN RAFAEL | 878 | 439 | 439 | 439 | 173 |
| SANTA TERESITA | 919 | 445 | 474 | 445 | 167 |
| SANTO NIÑO | 1,099 | 560 | 539 | 560 | 213 |
| TABAJAN FACILAN | 780 | 381 | 399 | 381 | 142 |
| TUVBT | 823 | 409 | 414 | 409 | 14 |
| VILLA-PUGAD | 602 | 314 | 288 | 314 | 11 |
| VILLALTAGADA | | | | | |
| CAMAYAN | 31,696 | 15,876 | 15,820 | 31,686 | 5,898 |
| BETHA SECIDA | 976 | 456 | 450 | 906 | 163 |
| CABAUNGAN | 602 | 298 | 374 | 602 | 96 |
| CABUNGAN | 843 | 435 | 408 | 847 | 182 |
| CALAPAYAN | 598 | 293 | 305 | 598 | 114 |

TOTAL AND PRIVATE HOUSEHOLD POPULATION BY SEX AND NUMBER OF PRIVATE HOUSEHOLDS
BY PROVINCE, MUNICIPALITY AND BARANGAY, 1980 - CONTINUED

(Total population includes the population of private households and collective households.)

| MUNICIPALITY AND BARANGAY | TOTAL POPULATION | | PRIVATE HOUSEHOLD POPULATION | | NUMBER OF PRIVATE HOUSEHOLDS | |
|---------------------------|------------------|--------|------------------------------|------------|------------------------------|--------|
| | BOTH SEXES | MALE | FEMALE | BOTH SEXES | MALE | FEMALE |
| CALUMPANG | 915 | 464 | 451 | 915 | 464 | 451 |
| DALIFE | 1,990 | 1,014 | 976 | 1,990 | 1,014 | 976 |
| DIVISOR IA | 2,506 | 1,232 | 1,274 | 2,506 | 1,232 | 1,274 |
| GUIDA | 1,065 | 517 | 548 | 1,065 | 517 | 548 |
| GILOTONGAN | 885 | 442 | 443 | 885 | 442 | 443 |
| ITOMBATO | 1,057 | 532 | 525 | 1,057 | 531 | 527 |
| LIBERTAD | 605 | 289 | 316 | 605 | 289 | 316 |
| LOOC | 1,481 | 772 | 709 | 1,481 | 772 | 709 |
| MACFAN | 361 | 193 | 168 | 361 | 193 | 168 |
| MADBAD | 739 | 357 | 382 | 739 | 357 | 382 |
| R.M. MAGALON (BEBI-AN) | 554 | 296 | 258 | 554 | 296 | 258 |
| MAHAYAHAY | 696 | 323 | 373 | 696 | 323 | 373 |
| MAIHAD | 1,087 | 525 | 562 | 1,087 | 525 | 562 |
| MALBUG | 1,831 | 928 | 903 | 1,831 | 928 | 903 |
| NARO | 2,548 | 1,271 | 1,277 | 2,548 | 1,271 | 1,277 |
| PANANAMAN | 1,043 | 552 | 491 | 1,043 | 552 | 491 |
| POBLACION | 1,885 | 926 | 959 | 1,885 | 916 | 959 |
| PULOT | 649 | 314 | 335 | 649 | 314 | 335 |
| RECODO | 1,718 | 859 | 859 | 1,718 | 859 | 859 |
| SAN JOSE | 558 | 291 | 267 | 558 | 291 | 267 |
| SAN VICENTE | 654 | 320 | 334 | 654 | 320 | 334 |
| TABERNA | 1,024 | 516 | 508 | 1,024 | 516 | 508 |
| TALISAY | 1,425 | 729 | 696 | 1,425 | 729 | 696 |
| TUBURAN | 746 | 373 | 373 | 746 | 373 | 373 |
| VILLAHERMOSA | 725 | 361 | 364 | 725 | 361 | 364 |
| CLAVERIA | 37,685 | 19,325 | 18,360 | 37,685 | 19,325 | 18,360 |
| ALBASAN | 1,061 | 536 | 525 | 1,061 | 536 | 525 |
| BOCA ENGANO | 1,533 | 800 | 733 | 1,533 | 800 | 733 |
| BUYA | 1,576 | 811 | 765 | 1,576 | 811 | 765 |
| CALPI | 2,115 | 1,096 | 1,019 | 2,115 | 1,096 | 1,019 |
| CANDOMAY | 1,012 | 524 | 488 | 1,012 | 524 | 488 |
| CAMAYAN | 1,977 | 1,008 | 969 | 1,977 | 1,008 | 969 |
| BARANGAY 1 (POB.) | 3,301 | 1,688 | 1,613 | 3,301 | 1,688 | 1,613 |
| | 6,819 | 3,352 | 3,467 | 6,819 | 3,352 | 3,467 |

TOTAL AND PRIVATE HOUSEHOLD POPULATION BY SEX AND NUMBER OF PRIVATE HOUSEHOLDS
BY PROVINCE, MUNICIPALITY AND BARANGAY: 1980 - CONTINUED
(Total population includes the population of private households and collective households.)

| MUNICIPALITY AND BARANGAY | TOTAL POPULATION | | PRIVATE HOUSEHOLD POPULATION | | NUMBER OF PRIVATE HOUSEHOLDS | | |
|--|------------------|--------|------------------------------|--------|------------------------------|-------|-------|
| | MALE | FEMALE | MALE | FEMALE | | | |
| BARANGAY 2 (POB.) | 3,053 | 1,579 | 1,474 | 3,052 | 1,579 | 1,474 | 53 |
| MAHABANG BAYBAY | 1,339 | 680 | 659 | 1,335 | 680 | 659 | 267 |
| MABITON | 2,090 | 1,152 | 1,038 | 2,090 | 1,152 | 1,038 | 383 |
| MANAPAO | 1,060 | 536 | 524 | 1,060 | 536 | 524 | 198 |
| NAVASAGAN | 2,319 | 1,206 | 1,113 | 2,319 | 1,206 | 1,113 | 41 |
| NDOND | 2,786 | 1,425 | 1,361 | 2,786 | 1,425 | 1,361 | 495 |
| OSMEÑA | 1,735 | 916 | 819 | 1,735 | 916 | 819 | 291 |
| PASIG | 3,717 | 1,876 | 1,841 | 3,717 | 1,876 | 1,841 | 685 |
| PENAFRANCIA | 945 | 481 | 464 | 945 | 481 | 464 | 198 |
| QUEZON | 1,234 | 643 | 591 | 1,234 | 643 | 591 | 208 |
| SAN ISIDRO | 1,017 | 522 | 495 | 1,017 | 522 | 495 | 193 |
| SAN RAMON | 1,857 | 934 | 923 | 1,857 | 934 | 923 | 318 |
| SAN VICENTE | 943 | 509 | 434 | 943 | 509 | 434 | 181 |
| TAGJILID | 1,015 | 503 | 512 | 1,015 | 503 | 512 | 179 |
| DIMASALANG | 19,252 | 9,620 | 9,632 | 19,244 | 9,612 | 9,632 | 3,555 |
| BALANTAY | 1,142 | 574 | 568 | 1,142 | 574 | 568 | 214 |
| BALDAME | 1,464 | 777 | 687 | 1,464 | 777 | 687 | 267 |
| BANAHAD | 1,260 | 619 | 641 | 1,260 | 619 | 641 | 25 |
| BUENAFLOR | 904 | 465 | 439 | 904 | 465 | 439 | 166 |
| BUPACAN | 1,239 | 600 | 639 | 1,239 | 600 | 639 | 228 |
| CABANAGUAN CASANDUCAN | 589 | 294 | 295 | 589 | 294 | 295 | 11 |
| CABREÑA | 242 | 117 | 125 | 242 | 117 | 125 | 47 |
| CAOULAN | 1,462 | 730 | 732 | 1,462 | 730 | 732 | 274 |
| CALABAD | 448 | 234 | 214 | 448 | 234 | 214 | 87 |
| DIVISORIA | 788 | 392 | 395 | 788 | 392 | 395 | 154 |
| GAID | 881 | 425 | 456 | 881 | 425 | 456 | 168 |
| LAGUNA ALING-ALING (PIA-3V6) PIANON | 838 | 417 | 421 | 838 | 417 | 421 | 155 |
| MAGCARAGUIT | 705 | 370 | 335 | 705 | 370 | 335 | 127 |
| MAMBOG | 215 | 107 | 108 | 215 | 107 | 108 | 42 |
| POBLACION | 4,413 | 2,189 | 2,304 | 4,413 | 2,189 | 2,304 | 779 |
| RIZAL | 883 | 473 | 410 | 883 | 473 | 410 | 168 |
| SAN VICENTE | 543 | 297 | 246 | 543 | 297 | 246 | 94 |
| SUBA | 743 | 365 | 378 | 743 | 365 | 378 | 141 |

TOTAL AND PRIVATE HOUSEHOLD POPULATION BY SEX AND NUMBER OF PRIVATE HOUSEHOLDS
BY PROVINCE, MUNICIPALITY AND BARANGAY, 1980 - CONTINUED

(Total population includes the population of private households and collective households.)

| MUNICIPALITY AND BARANGAY | TOTAL POPULATION | | PRIVATE HOUSEHOLD POPULATION | | NUMBER OF PRIVATE HOUSEHOLDS | | |
|---------------------------------------|------------------|--------|------------------------------|------------|------------------------------|--------|-------|
| | BOTH SEXES | MALE | FEMALE | BOTH SEXES | | | |
| WANG T. R. YANGGOC | 493 | 254 | 239 | 493 | 254 | 239 | 10 |
| ESPERANZA | 14,191 | 7,101 | 7,090 | 14,191 | 7,101 | 7,090 | 2,730 |
| AGUJO | 646 | 315 | 325 | 646 | 315 | 325 | 114 |
| ALMERO | 442 | 221 | 221 | 442 | 221 | 221 | 84 |
| BARAS | 811 | 421 | 390 | 811 | 421 | 391 | 164 |
| DOMPOG | 1,133 | 602 | 531 | 1,133 | 602 | 531 | 25 |
| GUADALUPE | 654 | 334 | 320 | 654 | 334 | 320 | 123 |
| LILISAN | 795 | 392 | 403 | 795 | 392 | 403 | 16 |
| LABANGTAYTAY | 608 | 324 | 284 | 608 | 324 | 284 | 122 |
| LABRADOR | 436 | 192 | 244 | 436 | 192 | 244 | 88 |
| LIBERTAD | 409 | 207 | 202 | 409 | 207 | 202 | 92 |
| MAGSAYSAY | 374 | 197 | 177 | 374 | 197 | 177 | 77 |
| MASBAPANON | 1,559 | 734 | 825 | 1,559 | 734 | 825 | 317 |
| POBLACION | 952 | 475 | 477 | 952 | 475 | 477 | 191 |
| POTINGRATO | 1,255 | 629 | 626 | 1,255 | 629 | 626 | 224 |
| RIZAL | 276 | 143 | 133 | 276 | 143 | 133 | 57 |
| SAN ROQUE | 684 | 337 | 347 | 684 | 337 | 347 | 129 |
| SANTIAGO | 447 | 204 | 243 | 447 | 204 | 243 | 9 |
| SAROSIMBAJAN SARCOSIMBAJAN | 891 | 466 | 425 | 891 | 466 | 425 | 169 |
| TAMAD | 628 | 296 | 332 | 628 | 296 | 332 | 114 |
| TUNGA | 638 | 321 | 317 | 638 | 321 | 317 | 116 |
| VILLA | 559 | 291 | 268 | 559 | 291 | 268 | 109 |
| MANDAON | 25,518 | 13,063 | 12,455 | 25,518 | 13,063 | 12,453 | 4,319 |
| ALAS | 1,916 | 971 | 945 | 1,916 | 971 | 945 | 319 |
| AYAT | 1,258 | 646 | 612 | 1,253 | 646 | 612 | 186 |
| BATONGAN | 775 | 404 | 371 | 775 | 404 | 371 | 14 |
| BUSTONG | 1,054 | 542 | 512 | 1,054 | 542 | 512 | 165 |
| BURI | 761 | 388 | 373 | 761 | 388 | 373 | 12 |
| CABITAN | 1,997 | 996 | 1,001 | 1,995 | 996 | 999 | 328 |
| CAGMASOSO | 427 | 222 | 205 | 427 | 222 | 205 | 74 |
| CANDAMAN CANCEMAY | 825 | 419 | 406 | 825 | 419 | 406 | 144 |

TOTAL AND PRIVATE HOUSEHOLD POPULATION BY SEX AND NUMBER OF PRIVATE HOUSEHOLDS
BY PROVINCE, MUNICIPALITY AND BARANGAY: 1980 - CONTINUED

(Total population includes the population of private households and collective households.)

| MUNICIPALITY AND BARANGAY | TOTAL POPULATION | | PRIVATE HOUSEHOLD POPULATION | | NUMBER OF PRIVATE HOUSEHOLDS | |
|--------------------------------|------------------|--------|------------------------------|------------|------------------------------|--------|
| | BOTH SEXES | MALE | FEMALE | BOTH SEXES | MALE | FEMALE |
| CENTRO | 504 | 272 | 232 | 272 | 272 | 232 |
| DAYAG | 998 | 503 | 495 | 503 | 495 | 85 |
| GUINCAJPTAN | 477 | 247 | 230 | 247 | 230 | 172 |
| LANTANGAN | 1,889 | 985 | 904 | 985 | 904 | 93 |
| LOOC | 745 | 402 | 343 | 402 | 343 | 309 |
| MABATOBATO | 231 | 105 | 106 | 105 | 106 | 123 |
| MAGELLAN MACULINCON | 1,201 | 605 | 596 | 605 | 596 | 38 |
| NAIABAN | 614 | 324 | 290 | 324 | 290 | 198 |
| NANIPSAN | 617 | 310 | 307 | 310 | 307 | 108 |
| PINAMANGCA-AN | 435 | 222 | 213 | 222 | 213 | 94 |
| POBLACION | 2,911 | 1,447 | 1,464 | 1,444 | 1,464 | 79 |
| PURD POLC DACC | 833 | 442 | 391 | 442 | 391 | 479 |
| SAN JUAN | 653 | 343 | 310 | 343 | 310 | 148 |
| SAN PABLO | 515 | 271 | 244 | 271 | 244 | 125 |
| SANTA FE | 407 | 219 | 188 | 219 | 188 | 95 |
| TAGPU | 1,985 | 1,023 | 962 | 1,023 | 962 | 69 |
| TUMALAYTAY | 1,510 | 755 | 755 | 1,023 | 962 | 359 |
| | | | | 755 | 755 | 269 |
| MASBATE | 52,944 | 26,508 | 26,436 | 52,857 | 26,442 | 26,415 |
| ANAS | 752 | 382 | 370 | 752 | 382 | 9,057 |
| ACID ASID | 1,065 | 571 | 494 | 1,065 | 571 | 123 |
| B. TITONG | 1,098 | 578 | 520 | 1,098 | 578 | 188 |
| BAGUMBAYAN | 3,372 | 1,683 | 1,689 | 3,372 | 1,683 | 192 |
| BANTIQUE BANTIQUE | 1,771 | 924 | 847 | 1,771 | 924 | 584 |
| BAPOR (POB.) | 1,536 | 729 | 807 | 1,536 | 724 | 307 |
| BATUHAN | 1,640 | 848 | 792 | 1,640 | 792 | 226 |
| BAYBAYON BAYBAYON | 1,169 | 590 | 579 | 1,169 | 590 | 267 |
| BIYONG | 1,107 | 572 | 535 | 1,107 | 572 | 188 |
| BOLD | 1,659 | 857 | 802 | 1,659 | 857 | 213 |
| CAGAY | 679 | 349 | 330 | 679 | 349 | 266 |
| CAMAYAN EXTERIOR | 990 | 510 | 480 | 990 | 510 | 128 |
| CAMAYAN INTERIOR | 760 | 370 | 390 | 760 | 370 | 156 |
| CENTRO (POB.) | 2,844 | 1,276 | 1,568 | 2,812 | 1,257 | 132 |
| ESPINOSA | 1,759 | 896 | 863 | 1,759 | 896 | 501 |
| | | | | | | 302 |

TOTAL AND PRIVATE HOUSEHOLD POPULATION BY SEX AND NUMBER OF PRIVATE HOUSEHOLDS
BY PROVINCE, MUNICIPALITY AND BARANGAY, 1980 - CONTINUED

(Total population includes the population of private households and collective households.)

| MUNICIPALITY AND BARANGAY | TOTAL POPULATION | | PRIVATE HOUSEHOLD POPULATION | | NUMBER OF PRIVATE HOUSEHOLDS | | |
|---------------------------|------------------|--------|------------------------------|------------|------------------------------|--------|-------|
| | BOTH SEXES | MALE | FEMALE | BOTH SEXES | MALE | FEMALE | |
| F. MAGALLANES | 2,431 | 1,218 | 1,213 | 2,431 | 1,218 | 1,213 | 423 |
| IBINGAY | 2,948 | 1,442 | 1,506 | 2,930 | 1,424 | 1,506 | 495 |
| IGANG | 1,109 | 560 | 549 | 1,109 | 560 | 549 | 207 |
| KALIPAY (POB.) | 2,165 | 998 | 1,167 | 2,162 | 995 | 1,167 | 377 |
| KINAMALIGAN | 1,683 | 856 | 827 | 1,682 | 855 | 827 | 311 |
| MALINTA | 1,884 | 960 | 844 | 1,804 | 960 | 844 | 298 |
| MARINA | 1,176 | 596 | 580 | 1,176 | 596 | 580 | 194 |
| MAYNARAN | 1,597 | 843 | 754 | 1,597 | 843 | 754 | 268 |
| MURSERY | 3,380 | 1,678 | 1,702 | 3,380 | 1,678 | 1,702 | 573 |
| PATING (POB.) | 4,336 | 2,081 | 2,255 | 4,336 | 2,081 | 2,255 | 724 |
| PAMA | 1,493 | 764 | 729 | 1,492 | 764 | 729 | 244 |
| SINALONGAN | 960 | 491 | 469 | 960 | 491 | 469 | 178 |
| TUGBO | 3,078 | 1,542 | 1,536 | 3,078 | 1,542 | 1,536 | 536 |
| UBONGAN DACU | 932 | 489 | 443 | 932 | 489 | 443 | 155 |
| USAB | 1,651 | 855 | 796 | 1,651 | 855 | 796 | 319 |
| MILAGROS | 28,496 | 14,630 | 13,866 | 28,361 | 14,502 | 13,859 | 4,882 |
| BACOLOD | 1,350 | 708 | 642 | 1,350 | 708 | 642 | 241 |
| BANGAD | 1,081 | 933 | 948 | 1,081 | 933 | 948 | 311 |
| BARRA-PARA | 1,308 | 673 | 635 | 1,308 | 673 | 635 | 219 |
| BONBON | 982 | 476 | 506 | 982 | 476 | 506 | 167 |
| CALASUCHE | 1,305 | 672 | 633 | 1,305 | 672 | 633 | 212 |
| CALUMPANG | 892 | 478 | 414 | 892 | 478 | 414 | 156 |
| CAPACULAN | 1,364 | 716 | 648 | 1,364 | 716 | 648 | 226 |
| CAYABON | 478 | 237 | 241 | 478 | 237 | 241 | 89 |
| CUNILUT HANGAN | 671 | 342 | 329 | 671 | 342 | 329 | 117 |
| JAMORANON | 1,997 | 1,021 | 976 | 1,997 | 1,021 | 976 | 334 |
| MAGSALANGI | 1,639 | 795 | 844 | 1,639 | 795 | 844 | 276 |
| MATAGBAC | 880 | 457 | 423 | 880 | 457 | 423 | 155 |
| MATANGLAD | 452 | 230 | 222 | 452 | 230 | 222 | 86 |
| MATIPOPON | 783 | 445 | 338 | 783 | 445 | 338 | 111 |
| ESPIRAGA | 523 | 269 | 254 | 523 | 269 | 254 | 85 |
| NARANGASAN | 1,098 | 572 | 526 | 1,098 | 572 | 526 | 184 |
| PAMANGPANGON | 672 | 353 | 319 | 672 | 353 | 319 | 117 |

TOTAL AND PRIVATE HOUSEHOLD POPULATION BY SEX AND NUMBER OF PRIVATE HOUSEHOLDS
BY PROVINCE, MUNICIPALITY AND BARANGAY: 1980 - CONTINUED

(Total population includes the population of private households and collective households.)

| MUNICIPALITY AND BARANGAY | TOTAL POPULATION | | PRIVATE HOUSEHOLD POPULATION | | NUMBER OF PRIVATE HOUSEHOLDS | |
|--|------------------|----------------|------------------------------|----------------|------------------------------|----------------|
| | MALE | FEMALE | MALE | FEMALE | MALE | FEMALE |
| POBLACION EAST | 923 | 480 | 443 | 477 | 438 | 164 |
| POBLACION WEST | 2,349 | 1,175 | 1,174 | 1,173 | 1,174 | 389 |
| PORT PARAISO | 1,134 | 586 | 548 | 586 | 548 | 206 |
| SAN ANTONIO | 371 | 190 | 181 | 190 | 181 | 77 |
| SAN CARLOS | 626 | 341 | 285 | 341 | 285 | 118 |
| SAMMILL | 824 | 417 | 414 | 417 | 414 | 138 |
| TAGBON | 725 | 394 | 331 | 394 | 331 | 128 |
| TAWAD | 779 | 413 | 366 | 413 | 366 | 134 |
| TIGBAD | 1,841 | 958 | 883 | 958 | 883 | 322 |
| TINACLIPAN | 649 | 306 | 343 | 306 | 343 | 121 |
| MOBO | 22,609 | 11,503 | 11,106 | 11,499 | 11,113 | 3,844 |
| BALANGISAANG | 489 | 263 | 226 | 263 | 226 | 84 |
| BAGACAY | 1,304 | 656 | 648 | 656 | 648 | 222 |
| BALATUCAN | 1,184 | 634 | 550 | 634 | 550 | 194 |
| BARAG | 301 | 159 | 142 | 159 | 142 | 6 |
| DACU | 1,140 | 577 | 563 | 577 | 563 | 183 |
| FABRICA | 532 | 266 | 266 | 266 | 266 | 89 |
| GUINTORELAN | 319 | 159 | 160 | 159 | 160 | 57 |
| HOLBOGAN | 514 | 238 | 276 | 238 | 276 | 79 |
| LALAGUNA | 745 | 361 | 384 | 361 | 384 | 131 |
| LONDLOC | 512 | 246 | 266 | 246 | 266 | 86 |
| LEYONG-CATONGAN | 631 | 320 | 311 | 320 | 311 | 109 |
| MABUHAY | 400 | 209 | 191 | 209 | 191 | 84 |
| MANDALI | 681 | 368 | 313 | 368 | 313 | 121 |
| MAPUYO | 449 | 228 | 221 | 228 | 221 | 87 |
| MARINTOC | 1,935 | 992 | 943 | 992 | 943 | 339 |
| NASUNDUAN | 514 | 269 | 245 | 269 | 245 | 92 |
| PINAMALITCAN | 1,070 | 508 | 492 | 508 | 492 | 155 |
| PENARRABUAN | 1,189 | 593 | 596 | 593 | 596 | 191 |
| PINAMBURIHAN | 1,215 | 608 | 607 | 608 | 607 | 222 |
| BARANGAY-1 (POBLACION DIS. NO. 2) | 1,057 | 506 | 551 | 506 | 548 | 165 |
| BARANGAY-2 (POBLACION DIS. NO. 2) | 1,315 | 663 | 652 | 663 | 652 | 220 |
| POLOT | 425 | 222 | 203 | 222 | 203 | 72 |
| SAMBULAWAN | 425 | 222 | 203 | 222 | 203 | 72 |

TOTAL AND PRIVATE HOUSEHOLD POPULATION BY SEX AND NUMBER OF PRIVATE HOUSEHOLDS
BY PROVINCE, MUNICIPALITY AND BARANGAY; 1960 - CONTINUED

(Total population includes the population of private households and collective households.)

| MUNICIPALITY AND BARANGAY | TOTAL POPULATION | | PRIVATE HOUSEHOLD POPULATION | | NUMBER OF PRIVATE HOUSEHOLDS | |
|-------------------------------------|------------------|---------------|------------------------------|---------------|------------------------------|--------------|
| | MALE | FEMALE | MALE | FEMALE | MALE | FEMALE |
| SANTA MARIA | 291 | 147 | 144 | 291 | 147 | 55 |
| SAMMILL | 576 | 308 | 268 | 576 | 308 | 114 |
| TABUC | 991 | 505 | 486 | 991 | 505 | 158 |
| TUGAME | 449 | 223 | 226 | 449 | 223 | 76 |
| TUGBO | 589 | 313 | 276 | 589 | 313 | 107 |
| UMABAY EXTERIOR | 1,057 | 537 | 527 | 1,057 | 537 | 17 |
| UMABAY INTERIOR | 805 | 432 | 373 | 805 | 432 | 142 |
| MONREAL | 17,375 | 8,802 | 8,573 | 17,369 | 8,796 | 3,076 |
| CANTORNA | 1,131 | 581 | 550 | 1,131 | 581 | 199 |
| FANOSA | 550 | 286 | 264 | 550 | 286 | 108 |
| MACARTHUR | 1,927 | 944 | 983 | 1,927 | 944 | 326 |
| MAGLAMBONG | 1,309 | 667 | 642 | 1,309 | 667 | 232 |
| MOPCORONCAN | 915 | 465 | 450 | 915 | 465 | 153 |
| POBLACION | 3,515 | 1,776 | 1,739 | 3,512 | 1,773 | 615 |
| GULINHADAP | 1,545 | 781 | 764 | 1,542 | 778 | 271 |
| REAL | 2,014 | 1,022 | 992 | 2,014 | 1,022 | 359 |
| RIZAL | 2,000 | 1,015 | 985 | 2,000 | 1,015 | 361 |
| SANTA NING | 884 | 447 | 437 | 884 | 447 | 166 |
| TOGORON | 1,585 | 818 | 757 | 1,585 | 818 | 266 |
| PALANAS | 25,369 | 12,745 | 12,624 | 25,359 | 12,737 | 4,713 |
| ANTIPOLDO | 498 | 252 | 246 | 498 | 252 | 93 |
| BANCO | 643 | 323 | 320 | 643 | 323 | 118 |
| BIGA-A | 638 | 302 | 336 | 638 | 302 | 128 |
| BONTOD | 1,183 | 600 | 583 | 1,183 | 600 | 215 |
| BUENASUELTE | 888 | 451 | 437 | 883 | 451 | 155 |
| INTUSAN | 934 | 470 | 464 | 934 | 470 | 167 |
| LIBON (JOSE A. ARENAR, SR. (LIBON)) | 860 | 440 | 420 | 860 | 440 | 161 |
| MAANAHAD | 792 | 410 | 382 | 792 | 410 | 163 |
| MABINYI | 912 | 457 | 455 | 912 | 457 | 16 |
| MALIBAS | 1,365 | 733 | 632 | 1,365 | 733 | 234 |
| MARITTA MARAVILLA | 1,240 | 631 | 609 | 1,240 | 631 | 236 |

TOTAL AND PRIVATE HOUSEHOLD POPULATION BY SEX AND NUMBER OF PRIVATE HOUSEHOLDS
BY PROVINCE, MUNICIPALITY AND BARANGAY: 1980 - CONTINUED

(Total population includes the population of private households and collective households.)

| MUNICIPALITY AND BARANGAY | TOTAL POPULATION | | PRIVATE HOUSEHOLD POPULATION | | NUMBER OF PRIVATE HOUSEHOLDS |
|--------------------------------------|------------------|-------|------------------------------|------------|------------------------------|
| | BOTH SEXES | MALE | FEMALE | BOTH SEXES | |
| AGUADA | 1,197 | 597 | 600 | 1,197 | 222 |
| BAN-AD | 632 | 336 | 296 | 632 | 13 |
| BURABGO | 879 | 383 | 426 | 879 | 156 |
| CABANGCALAN | 1,093 | 562 | 531 | 1,097 | 216 |
| CALUMPANG | 608 | 314 | 294 | 603 | 122 |
| CAMAYBASAN | 1,210 | 632 | 578 | 1,211 | 226 |
| DAAN-LUNGGOD DAAN-LUNGGOD | 1,325 | 628 | 697 | 1,325 | 248 |
| DANGSPANAN | 621 | 281 | 340 | 621 | 124 |
| DARAGA | 1,463 | 753 | 710 | 1,461 | 268 |
| GUINAYAN GUINAYAN | 657 | 342 | 315 | 657 | 116 |
| GUINAYAN GUINAYAN - AYAN | 535 | 256 | 279 | 535 | 102 |
| KATIPUNAN | 2,177 | 1,026 | 1,151 | 2,177 | 423 |
| LIBAS | 356 | 180 | 176 | 356 | 69 |
| LOCSD-AN | 824 | 395 | 429 | 824 | 152 |
| LUNA | 1,837 | 925 | 912 | 1,837 | 348 |
| MAHAYAG | 841 | 411 | 430 | 841 | 161 |
| MAHAYAG | 1,632 | 526 | 512 | 1,632 | 192 |
| MANALUF-CO MANALUF-CO | 1,443 | 764 | 679 | 1,442 | 286 |
| MATAGANTANG | 1,377 | 705 | 672 | 1,377 | 256 |
| MABOCTOT | 251 | 119 | 132 | 251 | 47 |
| NAGARAG | 231 | 120 | 111 | 231 | 50 |
| NAINDAY | 1,444 | 740 | 704 | 1,444 | 259 |
| NAOCONDOT | 1,428 | 705 | 723 | 1,428 | 269 |
| PASIGON | 1,260 | 632 | 628 | 1,260 | 237 |
| PILI | 626 | 319 | 307 | 626 | 132 |
| POBLACION (CENTRO) | 2,208 | 1,059 | 1,149 | 2,193 | 367 |
| PURO | 1,363 | 656 | 707 | 1,363 | 254 |
| QUITRADA | 440 | 225 | 215 | 440 | 77 |
| SAN MARCOS | 811 | 398 | 413 | 811 | 155 |
| SANTA CRUZ | 1,016 | 529 | 487 | 1,016 | 202 |
| TABOC | 501 | 244 | 257 | 501 | 98 |
| TAN-AWAN | 825 | 417 | 408 | 825 | 160 |
| TAVERNA | 457 | 242 | 215 | 457 | 86 |
| TUBOD | 707 | 340 | 367 | 707 | 136 |
| VILLA INOCENCIO (VI.-APOMA) | 2,105 | 1,026 | 1,079 | 2,105 | 402 |

**TOTAL AND PRIVATE HOUSEHOLD POPULATION BY SEX AND NUMBER OF PRIVATE HOUSEHOLDS
BY PROVINCE, MUNICIPALITY AND BARANGAY, 1960 - CONTINUED**

(Total population includes the population of private households and collective households.)

| MUNICIPALITY AND BARANGAY | TOTAL POPULATION | | PRIVATE HOUSEHOLD POPULATION | | NUMBER OF PRIVATE HOUSEHOLDS | |
|--|------------------|--------|------------------------------|--------|------------------------------|--------|
| | MALE | FEMALE | MALE | FEMALE | MALE | FEMALE |
| SAN FERNANDO | 18,766 | 9,189 | 9,576 | 9,189 | 3,415 | 89 |
| ALTA-VISTA | 507 | 265 | 265 | 242 | 89 | 87 |
| BANITANAN | 477 | 240 | 240 | 237 | 87 | 79 |
| BUENASUERTE | 425 | 232 | 232 | 193 | 79 | 173 |
| BUENAVISTA | 910 | 481 | 481 | 429 | 84 | 155 |
| BUENOS AIRES | 443 | 223 | 223 | 220 | 84 | 155 |
| BUYD | 804 | 395 | 409 | 395 | 155 | 165 |
| CANELAS | 985 | 513 | 472 | 513 | 165 | 105 |
| CORBADA | 547 | 282 | 265 | 282 | 105 | 56 |
| DAPLIAN | 274 | 140 | 134 | 140 | 56 | 109 |
| DEL ROSARIO | 618 | 322 | 296 | 322 | 109 | 122 |
| IPIL | 652 | 334 | 318 | 334 | 122 | 68 |
| LAHONG | 368 | 200 | 168 | 200 | 68 | 79 |
| LUMBIA | 476 | 257 | 219 | 257 | 79 | 48 |
| MAGKAPIT | 251 | 131 | 120 | 131 | 48 | 157 |
| MENTO-MINIO | 788 | 404 | 384 | 404 | 157 | 7 |
| PINAMOGAHAN | 448 | 226 | 222 | 226 | 7 | 295 |
| BARANGAY BAYBAY DASAY (POBLACION) | 1,677 | 819 | 858 | 819 | 295 | 199 |
| BARANGAY SILANGAY (POBLACION) | 1,101 | 530 | 571 | 530 | 199 | 21 |
| BARANGAY MAGSASAKI (POBLACION) | 1,154 | 568 | 586 | 568 | 21 | 266 |
| BARANGAY BAYANIHAN (POBLACION) | 1,368 | 664 | 704 | 664 | 156 | 229 |
| PROGRESO | 897 | 488 | 409 | 488 | 156 | 52 |
| RESURRECCION | 1,340 | 696 | 644 | 696 | 229 | 78 |
| SALVACION | 549 | 284 | 265 | 284 | 78 | 133 |
| SOMA | 402 | 218 | 184 | 218 | 133 | 11 |
| TALISAY | 741 | 374 | 367 | 374 | 11 | |
| VALPARAISO | 564 | 291 | 273 | 291 | | |
| SAN JACINTO | 26,389 | 13,410 | 12,979 | 13,410 | 4,922 | 116 |
| ALMINE | 551 | 275 | 276 | 275 | 116 | 118 |
| BAGACAY | 701 | 360 | 341 | 360 | 118 | 496 |
| BAGAHANGLOD | 2,962 | 1,583 | 1,379 | 1,583 | 496 | 15 |

TOTAL AND PRIVATE HOUSEHOLD POPULATION BY SEX AND NUMBER OF PRIVATE HOUSEHOLDS
BY PROVINCE, MUNICIPALITY AND BANGAY: 1990 - CONTINUED

(Total population includes the population of private households and collective households.)

| MUNICIPALITY AND BANGAY | TOTAL POPULATION | | PRIVATE HOUSEHOLD POPULATION | | NUMBER OF PRIVATE HOUSEHOLDS | |
|-------------------------------------|------------------|--------|------------------------------|--------|------------------------------|-------|
| | BOTH SEXES | MALE | BOTH SEXES | MALE | BOTH SEXES | MALE |
| BARTOLA BAC | 1,928 | 995 | 933 | 933 | 336 | 336 |
| BURGES | 1,337 | 696 | 647 | 647 | 262 | 262 |
| CALIPATAN CALIPATAN | 1,277 | 661 | 616 | 616 | 267 | 267 |
| DAMA | 944 | 476 | 468 | 476 | 168 | 168 |
| DORONG-AN-DAPITAN-DORONG-AN-DAPITAN | 511 | 269 | 242 | 269 | 95 | 95 |
| INTERIOR | 726 | 379 | 347 | 379 | 147 | 147 |
| JAGNA-AN | 1,170 | 598 | 572 | 598 | 213 | 213 |
| LUNA | 960 | 522 | 438 | 522 | 194 | 194 |
| MABINI | 1,325 | 702 | 623 | 702 | 245 | 245 |
| PINA | 1,198 | 591 | 607 | 591 | 219 | 219 |
| POBLACION DISTRICT I | 1,235 | 567 | 668 | 567 | 237 | 237 |
| POBLACION DISTRICT II | 2,584 | 1,293 | 1,291 | 1,293 | 471 | 471 |
| POBLACION DISTRICT III | 1,808 | 846 | 962 | 846 | 360 | 360 |
| POBLACION DISTRICT IV | 971 | 455 | 516 | 455 | 213 | 213 |
| ROSEVELT | 868 | 447 | 421 | 447 | 17 | 17 |
| SAN ISIDRO | 681 | 345 | 336 | 345 | 122 | 122 |
| SANTA ROSA | 1,499 | 762 | 737 | 762 | 269 | 269 |
| WASHINGTON | 1,153 | 594 | 559 | 594 | 232 | 232 |
| SAN PASCUAL | 38,630 | 19,858 | 18,772 | 19,853 | 7,116 | 7,116 |
| BACA-CHICA BACA CHICA | 2,446 | 1,228 | 1,218 | 1,228 | 454 | 454 |
| BOLD (POB.) | 2,105 | 1,067 | 1,038 | 1,065 | 367 | 367 |
| BUSING | 1,521 | 776 | 745 | 776 | 291 | 291 |
| DANGCALAN | 1,439 | 710 | 729 | 710 | 255 | 255 |
| HALABANG HALABANG | 1,047 | 539 | 508 | 539 | 196 | 196 |
| HALABANG HALABANG | 1,513 | 783 | 730 | 783 | 291 | 291 |
| INIMARAN | 1,009 | 496 | 513 | 496 | 184 | 184 |
| KI-BUAYA (RIZAL) | 3,416 | 1,783 | 1,633 | 1,783 | 617 | 617 |
| KI-ROMERO (ROXAS) | 1,749 | 901 | 848 | 907 | 324 | 324 |
| LAURENTE | 1,620 | 834 | 786 | 834 | 311 | 311 |
| MABINI | 1,376 | 721 | 655 | 721 | 246 | 246 |
| MABUHAY | 1,955 | 1,019 | 936 | 1,019 | 373 | 373 |
| MAPAVIQUE | 1,214 | 620 | 594 | 620 | 211 | 211 |
| NAZARENO | 3,750 | 1,966 | 1,784 | 1,966 | 672 | 672 |
| PINAMASINGAN | 38,622 | 19,853 | 18,767 | 19,853 | 7,116 | 7,116 |

TOTAL AND PRIVATE HOUSEHOLD POPULATION BY SEX AND NUMBER OF PRIVATE HOUSEHOLDS
BY PROVINCE, MUNICIPALITY AND BARANGAY, 1980 - CONTINUED

(Total population includes the population of private households and collective households.)

| MUNICIPALITY AND BARANGAY | TOTAL POPULATION | | PRIVATE HOUSEHOLD POPULATION | | NUMBER OF PRIVATE HOUSEHOLDS | | |
|---------------------------|------------------|--------|------------------------------|------------|------------------------------|--------|--------|
| | BOTH SEXES | MALE | FEMALE | BOTH SEXES | | MALE | FEMALE |
| QUINTINA | 2,745 | 1,390 | 1,355 | 2,745 | 1,390 | 1,355 | 487 |
| SAN JOSE | 1,773 | 899 | 874 | 1,773 | 899 | 874 | 342 |
| SAN PEDRO | 2,334 | 1,216 | 1,118 | 2,334 | 1,216 | 1,118 | 429 |
| SAN RAFAEL | 2,743 | 1,425 | 1,318 | 2,737 | 1,422 | 1,315 | 526 |
| SANTA CRUZ | 1,904 | 967 | 937 | 1,904 | 967 | 937 | 36 |
| TERRAPLIN (POB.) | 971 | 518 | 453 | 971 | 518 | 453 | 18 |
| USON | 36,804 | 18,779 | 18,025 | 36,797 | 18,765 | 18,025 | 6,716 |
| ARADJ | 480 | 230 | 250 | 480 | 230 | 250 | 96 |
| ARMENIA | 2,687 | 1,365 | 1,322 | 2,687 | 1,365 | 1,322 | 537 |
| AURORA | 828 | 434 | 394 | 828 | 434 | 394 | 146 |
| BADLING | 746 | 361 | 385 | 746 | 361 | 385 | 136 |
| BONIFACIO | 1,614 | 837 | 786 | 1,614 | 837 | 784 | 322 |
| BUENASUERTE | 822 | 436 | 386 | 822 | 436 | 386 | 155 |
| BUENAVISTA | 2,067 | 992 | 1,075 | 2,067 | 992 | 1,075 | 375 |
| CAMPANA | 227 | 113 | 114 | 227 | 113 | 114 | 46 |
| CANDELARIA | 774 | 392 | 382 | 774 | 392 | 382 | 142 |
| CENTRO | 619 | 343 | 276 | 619 | 343 | 276 | 107 |
| CROSSING | 1,290 | 649 | 641 | 1,290 | 649 | 641 | 243 |
| DAPDAP | 1,973 | 1,030 | 943 | 1,973 | 1,030 | 943 | 348 |
| DEL CARMEN | 1,473 | 748 | 725 | 1,473 | 748 | 725 | 272 |
| DEL ROSARIO | 658 | 341 | 317 | 658 | 341 | 317 | 124 |
| LIBERTAD | 1,060 | 526 | 534 | 1,060 | 526 | 534 | 191 |
| MADAG—MADAC | 848 | 421 | 427 | 848 | 421 | 427 | 154 |
| MABINI | 841 | 431 | 410 | 841 | 431 | 410 | 166 |
| MAGSAYSAY | 625 | 299 | 326 | 625 | 299 | 326 | 110 |
| MARCELA | 1,600 | 812 | 788 | 1,600 | 812 | 788 | 307 |
| MIAGA | 1,015 | 537 | 478 | 1,015 | 537 | 478 | 17 |
| MONGAHAY | 457 | 242 | 215 | 457 | 242 | 215 | 84 |
| MOROCBOROCAN | 1,086 | 575 | 511 | 1,086 | 575 | 511 | 192 |
| NABUHAY | 677 | 353 | 324 | 677 | 353 | 324 | 127 |
| PAGJAHANAN | 760 | 361 | 339 | 697 | 358 | 339 | 127 |
| PANICIJAN | 1,187 | 627 | 560 | 1,187 | 627 | 560 | 203 |
| POBLACION | 1,880 | 895 | 985 | 1,869 | 884 | 985 | 311 |

TOTAL AND PRIVATE HOUSEHOLD POPULATION BY SEX AND NUMBER OF PRIVATE HOUSEHOLDS
BY PROVINCE, MUNICIPALITY AND BARANGAY: 1980 - CONTINUED
(Total population includes the population of private households and collective households.)

| MUNICIPALITY AND BARANGAY | TOTAL POPULATION | | PRIVATE HOUSEHOLD POPULATION | | NUMBER OF PRIVATE HOUSEHOLDS |
|---------------------------|------------------|--------|------------------------------|--------|------------------------------|
| | MALE | FEMALE | MALE | FEMALE | |
| QUEZON | 912 | 447 | 912 | 447 | 163 |
| SAN ISIDRO | 869 | 435 | 869 | 435 | 166 |
| SAN JOSE | 1,041 | 559 | 1,041 | 559 | 177 |
| SAN MATEO | 803 | 409 | 803 | 409 | 136 |
| SAN RAMON | 1,145 | 595 | 1,145 | 595 | 196 |
| SAN VICENTE | 559 | 289 | 559 | 289 | 103 |
| SANTO CRISTO | 846 | 437 | 846 | 437 | 141 |
| SAWANG | 965 | 493 | 965 | 493 | 180 |
| SINAGA | 1,430 | 754 | 1,430 | 754 | 264 |

* ESTIMATED
 ** UNINHABITED
 *** FOR FORMAL CREATION IN CONFORMITY WITH THE CONSTITUTION
 **** DISPUTED