


1990 Census of Population and Housing

REPORT NO. 4 - 28 D: HOUSING STATISTICS



CAVITE



**Republic of the Philippines
NATIONAL STATISTICS OFFICE
Manila
August 1992**

REPUBLIC OF THE PHILIPPINES

HIS EXCELLENCY

PRESIDENT FIDEL V. RAMOS

NATIONAL STATISTICAL COORDINATION BOARD

Honorable Cielito F. Habito
Chairman

NATIONAL STATISTICS OFFICE

Tomas P. Africa
Administrator

Nelia R. Marquez
Deputy Administrator

Luisa T. Engracia
Director II
National Census and Household Surveys Department

F O R E W O R D

Batas Pambansa Blg. 72 requires that a census of population be conducted every ten years. On this basis, the 1990 Census of Population and Housing was undertaken by the National Statistics Office in May 1990.

The results of the census are strategically used by many sectors. The size of the population determines the number of representation by congressional districts in the House of Representatives. To planners and government executives, the results of the census provide the basic information needed to effect an efficient and judicious allocation of government resources and services. To the general public, statistics from the census provide an understanding of the demographic, social, and economic characteristics of the Filipino people, and the characteristics of the housing unit in which they live, knowledge which can help them chart their own destiny.

This report, which is published by province and highly urbanized city, is one of many that will be prepared to disseminate the results of the 1990 Census of Population and Housing. Presented herein are data regarding the distribution of households and housing units and characteristics of the housing units such as type of building, construction materials of the roof and the outer walls, etc.

Other household related information like fuel used for lighting and cooking, source of drinking water, type of toilet facilities, manner of kitchen garbage disposal and presence of household convenience are included in the 1990 Census of Population and Housing Report No. 3.

The 1990 census would not have been successful had it not been for the services rendered by the various entities, both private and public, and the cooperation of the general populace. To them the National Statistics Office extends its deep appreciation for their support in this most important undertaking. More specifically, the valuable assistance or contribution of the following is acknowledged:

- Department of Education, Culture and Sports for the involvement of over 55,000 public school teachers who served as enumerators and supervisors;
- Department of National Defense for facilitating the enumeration of military camps and provision of transport facilities;
- Department of Foreign Affairs for coordinating the enumeration of embassies, consulates and missions abroad;

- **Department of Social Welfare and Development for the enumeration of the homeless population;**
- **the members of the National Statistical Coordination Board for lending out their logistics during the field enumeration phases;**
- **the members of the Provincial and City/Municipal Census Boards, chaired by the governors and mayors, respectively, for assisting in the field operations;**
- **the barangay captains for endorsing and facilitating the conduct of the census in their respective areas of jurisdiction;**
- **the print and broadcast media for the generous and whole-hearted communication support;**
- **the church leaders who endorsed the project to their laity from the pulpit;**
- **and most of all, the over 10 million individuals for serving as respondents in the census interviews, and for their unwavering support to the decennial census.**

The successful conduct of the 1990 Census of Population and Housing is proof that national development emanates from concerted national effort.


TOMAS P. AFRICA
 Administrator

Manila
August 1992

CONTENTS

Page

EXPLANATORY TEXT

Introduction	vii
Authority for Conducting the 1990 Census	vii
Census Boards	viii
Method of Enumeration and Use of Sampling	viii
Coverage of this Publication	ix
Definition of Terms and Concepts	x

MAPS

xix

HIGHLIGHTS

xx

TABLE

1	Housing Units, Occupied and Vacant, by City/Municipality: 1960, 1970, 1980 and 1990	1
2	Occupied Housing Units, Households, Household Population by Type of Building and City/Municipality, Urban-Rural: 1990	2
3	Occupied Housing Units by Construction Materials of the Outer Walls and Roof and City/Municipality: 1990	13
4	Occupied Housing Units by Condition (State of Repair) of the Building, Year Built and City/Municipality: 1990	17
5A	Occupied Housing Units by Type of Building and Number of Households in Each Housing Unit, Urban-Rural: 1990	21
5B	Occupied Housing Units by Type of Building, Number of Households in Each Housing Unit and City/Municipality: 1990	22
6A	Occupied Housing Units by Floor Area, Number of Occupants in Each Housing Unit, Urban-Rural: 1990	26
6B	Occupied Housing Units by Floor Area, Number of Occupants in Each Housing Unit and City/Municipality: 1990	27

7A	Households by Type of Building, Tenure Status of the Housing Unit, Urban-Rural: 1990	33
7B	Households by Type of Building, Tenure Status of the Housing Unit and City/Municipality: 1990	34
8	Owner-Households in Occupied Housing Units by Tenure Status of Lot and City/Municipality, Urban-Rural: 1990	38
9	Percentage Distribution of Owner-Households in Occupied Housing Units by Mode of Acquisition of the Housing Unit and City/Municipality: 1990	40
10	Percentage Distribution of Owner-Households Who Had Purchased/Constructed Their Housing Units by Reported Sources of Financing and City/Municipality: 1990	41
11	Percentage Distribution of Renter-Households in Occupied Housing Units by Monthly Rental of Housing Units and City/Municipality: 1990	42
12	Characteristics of Housing Units which are Vacant, Occasionally Used and Occupied by Households Not Eligible for Enumeration, Urban-Rural: 1990	43

APPENDICES

A	Batas Pambansa Blg. 72	47
B	List of Unpublished Tables - Housing	50
C	List of Tables in CPH Report N0. 3 - Socio-Economic and Demographic Characteristics	51
D	List of Unpublished Tables - Population	53
E	Listing Booklet (CPH Form 1)	55
F	Common Household Questionnaire (CPH Form 2)	59
G	Sample Household Questionnaire (CPH Form 3)	63

EXPLANATORY TEXT

Introduction

In May 1990, the National Statistics Office conducted the 1990 Census of Population and Housing (CPH). This nationwide undertaking is the 9th population census and the 4th housing census conducted in this century.

Like the 1980 census, the 1990 CPH is designed to take an inventory of the total population and housing units in the Philippines and to collect information about their characteristics. The census of population is the source of information on the size and distribution of the population as well as information about the demographic, social, economic and cultural characteristics. The census of housing, on the other hand, provides information on the supply of housing units, their structural characteristics and facilities which have bearing on the maintenance of privacy health and the development of normal family living conditions. These information are vital for making rational plans and programs for development.

Pursuant to the provision of Batas Pambansa Bilang 72, a final report on total population, total household population and number of households at the barangay level was submitted to the President and was approved under Proclamation No. 688, dated February 21, 1991. This report had already been published as 1990 CPH Report No. 2.

Authority for Conducting the 1990 Census

Under Commonwealth Act No. 591, the Bureau of the Census and Statistics (now National Statistics Office) is authorized "to prepare for and undertake all censuses of population, agriculture, industry and commerce."

Batas Pambansa Blg. 72, which was passed on June 11, 1980, further accorded the National Statistics Office the authority to conduct population censuses every ten years beginning in 1980 without prejudice to the undertaking of special censuses on agriculture, industry, commerce, housing and other sectors as may be approved by the National Economic and Development Authority.

More recently, Executive Order No. 121, otherwise known as the Reorganization Act of the Philippine Statistical System, which was passed on January 30, 1987, declared that the NSO shall be the major statistical agency responsible for generating general purpose statistics and for undertaking such censuses and surveys as may be designated by the National Statistical Coordination Board (NSCB).

It may be mentioned that Presidential Proclamation No. 497 declared 1990 as a National Census Year and called upon all heads of departments of the government

and its instrumentalities to give their support and cooperation in the census undertaking.

Census Boards

Aside from the authority to conduct censuses every ten years, Batas Pambansa Blg. 72 created the National Census Coordinating Board (NCCB) to supervise, coordinate and issue such rules and regulations, as may be necessary, for the successful conduct of the census. Provincial, City and Municipal Census Boards were also created to assist at the subnational level in the conduct of the population census.

Executive Order No. 121 created the National Statistical Coordination Board (NSCB) to oversee all statistical activities in the Philippine Statistical System and therefore has taken over the functions of the NCCB. However, the NSO remains to be the implementing agency of the Census.

A systematized involvement of government agencies and instrumentalities was made possible largely through the concerted efforts of the members of the NSCB and the Provincial, City and Municipal Census Boards.

The NSCB is composed of the Director General of the National Economic and Development Authority as chairman, the undersecretary of the Department of Budget as vice-chairman, a representative from the remaining departments with the rank of undersecretary, Deputy Governor of the Central Bank, Administrator of NSO, Executive Director of the Statistical Research and Training Center, Secretary General of the NSCB, and a representative

from the private sector, as members. For purposes of the 1990 Census of Population and Housing, the Administrator of the NSO is the Executive Director of NSCB.

At the local government level, Provincial and City/Municipal Census Boards were created. The Provincial Governor is the chairman of the Provincial Census Board with the Division Superintendent as vice chairman, and the District Highway Engineer, the Provincial Commander of the Philippine Constabulary, the Local Government Operations Officer, the Provincial Agricultural Officer, the Provincial Assessor, as members, with the Provincial Census Officer of the NSO as the Executive Officer.

The City/Municipal Board is composed of the City/Municipal Mayor as chairman, and the District Supervisor, the City/Municipal Agricultural Officer, City/Municipal Government Officer, the Municipal Treasurer/City Assessor as members, with the City/Municipal Census Officer as Executive Officer.

Method of Enumeration and Use of Sampling

The gathering of population and housing data was performed by census enumerators through house-to-house visit and interview of a responsible member of each household. The household was used as the enumeration unit. However, a complete listing of buildings which contain living quarters, including vacant ones, was done.

A combination of complete enumeration and sampling was adopted. For this census round, systematic cluster sampling was used instead of systematic random sampling to minimize the enumerator's selection bias. Each city/municipality was treated as a domain to obtain efficient and accurate estimates at the municipal level.

An enumeration area (EA), which is a delineated geographic area consisting of about 300 to 400 households, was divided into clusters of five (5) households and the corresponding number of samples in the clusters were obtained for each EA. The sampling rates depended on the estimated size of the municipality where the EA is located, as follows:

Estimated No. of Households in the Municipality	Sampling Rate in the EA
-----	-----
1 - 500	100 %
501 - 1500	20 %
1501 and above	10 %

The non-sample households were interviewed using the Common Household Questionnaire (CPH Form 2). The items asked on population were household membership, relationship to head, date of birth, age as of last birthday, sex, marital status, religion affiliation, citizenship, disability, residence 5 years ago, literacy and highest educational attainment. For the housing portion, the questions asked were about building characteristics like type of building/house, construction materials of the roof and the outer walls, state of repair, year building was built, floor area of the housing

unit, tenure status of the housing unit and lot, presence of household conveniences, and land ownership.

Using the Sample Household Questionnaire (CPH Form 3), additional questions were asked from the sample households, like mother tongue, mother's usual residence, previous residence, ability to speak Tagalog/Filipino, economic characteristics, language/dialect generally spoken in the households and questions on fertility for females 15-49 years old. Additional housing items asked were household amenities, manner of acquisition of housing units, source of financing and usual manner of garbage disposal.

Institutional households were enumerated using the Institutional Population Questionnaire (CPH Form 4). All population items in the Common Household Questionnaire were asked.

Information about households of Filipinos working in Philippine embassies in foreign countries, as well as those of homeless population was also gathered and their count included in the total population of the country.

Coverage of this Publication

This publication contains 12 statistical tables covering data on:

- Type of Building/House
- Construction Materials of the Roof
- Construction Materials of the Outer Walls
- State of Repair
- Year Building/House was Built
- Floor Area of the Housing Unit

- Tenure Status of the Housing Unit
- Tenure Status of the Lot
- Mode of Acquisition of Housing Unit
- Sources of Financing
- Monthly Rental of Housing Unit and/or Lot

Data for the last three items are estimates from sample households.

Data contained in this report are also available in diskettes. Aside from these published tables, other tables on the above characteristics are also available to users (see list in Appendix B). These tables are available in all NSO offices throughout the country.

DEFINITION OF TERMS AND CONCEPTS

BASIC LISTING UNITS

Building

A building is a structure designed or intended for the enclosure, shelter or protection of any person, animal or property comprising of one or more rooms and/or other spaces, covered by a roof and usually enclosed within external walls or with common dividing walls with adjacent buildings, which usually extend from the foundation to the roof.

For purposes of the census of population and housing, only buildings with living quarters whether occupied or vacant were listed.

Living quarters counted are structurally separate and independent place of abode.

These are:

1. constructed, built, converted or renovated for human habitation, and at the time of the census not used wholly for other purposes; or
2. not really intended as dwelling unit but used as such at the time of the census.

Housing Unit

A housing unit is a structurally separate and independent place of abode constructed, converted or arranged for habitation by one household. For purposes of this census, structures or parts of structures not intended for habitation such as commercial, industrial, and agricultural buildings, or natural and man-made shelters such as caves, boats, abandoned trucks, culverts, etc., but used as living quarters by households are also considered as housing units.

Identifying Housing Units in a Building.

A residential building is usually comprised of one housing unit being occupied by one household. However, in some cases, two or more households share the same housing unit as their dwelling. A building may have more than one housing unit but from its outside appearance the housing units may not be discernible.

A portion of a building or a room or rooms qualify as separate housing units if they meet both the following:

1. Separateness - a portion of the building must have facilities for sleeping and preparing/taking meals.

The occupants must be isolated from other persons in the building by means of walls or permanent partitions;

2. Direct Access - the occupants must enter the portion of the building directly from the outside of the building through a common hall, i.e., the occupants must enter the portion of the building without passing through anybody else premises.

Housing Units Listed. Not all housing units were assigned individual housing unit serial number and listed. Included in the listing are the following housing units:

1. occupied or vacant housing units in single residential houses;
2. occupied or vacant housing units in multi-unit residential buildings such as duplex, accessoria or row houses, condominium, tenement house, town house, etc.;
3. occupied or vacant barong-barong or shanties;
4. vacant housing units in residential buildings used for purposes other than residence;
5. housing units which are still under construction, but with the roofs and walls already in place;
6. occupied housing units in institutional living quarters such as hotels, motels, dormitories, seminaries, etc.;
7. occupied housing units in non-residential buildings such as offices, barns, churches, etc.;

8. vacant housing units with complete facilities for cooking, dining and sleeping in institutional living quarters and non-residential buildings;

9. occupied mobile housing units such as boats, trailers, etc.;

10. occupied improvised housing units such as culverts, abandoned trucks, caves, container vans, tents, railroad cars.

Household

A household is a social unit consisting of a person living alone or a group of persons who:

1. sleep in the same housing unit; and
2. have a common arrangement for the preparation and consumption of food.

In most cases, a household consists of persons with kinship ties like parents and their children. In some instances, several generations of familial ties are represented in one household while, still in others, even more distant relatives are members of the household.

Household helpers, boarders, and non-relatives are considered as members of the household provided they sleep in the same housing unit and have common arrangement for the preparation and consumption of food and do not usually go home to their family at least once a week.

A group of unrelated individuals, as in the cases of a group of students or workers, who decide to rent a place and make a common arrangement in the preparation and consumption of their food also constitutes one household.

Usually a household is the entire group of persons who customarily live in the same housing unit. However, there are cases when two or more distinct family groups or groups of unrelated persons maintain separate food arrangement even though they share one housing unit. Each of these two or more distinct groups constitutes a household.

A person who shares a housing unit with a household but separately cooks his meals or consumes his food elsewhere is not considered a member of the household. That person should be listed as a separate household.

Furthermore, if two groups of individuals prepare and consume their meals together but sleep in separate housing units, the two groups constitute two different households.

Household Membership

Members of the households are:

1. Those who are present and whose usual place of residence is the place where the household lives.

Usual Place of Residence is the place where the person usually resides. This may be the same or different from the place where he was found at the time of the census. As a rule, it is the place where

he usually sleeps.

2. Those whose usual place of residence is the place where the household lives but are temporarily away at the time of the census because they are:
 - a. on vacation, business/pleasure trip or study/training somewhere in the Philippines and are expected to be back within six (6) months from the time of departure;
 - b. on vacation, business/pleasure trip or study/training abroad and are expected to be back within a year;
 - c. working or attending school in some other place but comes home at least once a week;
 - d. confined in hospital for a period of not more than six (6) months at the time of enumeration except when they are confined as inmates of such institutions as:
 - tuberculosis pavilions
 - mental hospitals
 - leprosaria or leper colonies
 - drug rehabilitation centers;
 - e. detained in national/provincial/city/municipal jails or in military for a period of not more than (6) months at the time of enumeration except when their sentence or detention is expected to exceed 6 months;
 - f. on training for not more than 6 months with the Armed Forces of the Philippines;

- g. on board coastal, inter-island or fishing vessels within Philippine territories; and
 - h. on board ocean-going vessels, if they are expected to be away for not more than 5 years.
3. Boarders/lodgers of the household or employees of household-operated business who do not usually go to their respective homes weekly.
 4. Citizens of foreign countries, excluding members of diplomatic missions and non-members of international organizations, but including Filipino Balikbayans who have resided or are expected to reside in the Philippines for more than a year from their arrival.
 5. Persons temporarily staying with a household who have no usual place of residence or who are not certain to be enumerated elsewhere.
- per square kilometer.
 3. Poblaciones or central districts (not included in 1 and 2), regardless of the population size which have the following:
 - a. Street pattern, i.e., network of streets in either parallel or right-angle orientation;
 - b. At least six establishments (commercial, recreational and/or personal services); and
 - c. At least three of the following:
 - i. A town hall, church or chapel with religious services at least once a month;
 - ii. A public plaza, park or cemetery;
 - iii. A market place or building where trading activities are carried on at least once a week;
 - iv. A public building like a school, hospital, puericulture and health center or library.

Urban and Rural Areas

The same concepts used in the 1970, 1975 and 1980 censuses were followed in classifying areas as urban. According to these concepts, urbanized areas consist of:

1. In their entirety all cities and municipalities having a population density of at least 1,000 persons per square kilometer.
2. Poblaciones or central districts of municipalities and cities which have a population density of at least 500 persons
4. Barangays having at least 1,000 inhabitants which meet the conditions set forth in 3 above, and where the occupation of the inhabitants is predominantly non-farming or non-fishing.

All areas not falling under any of the above classifications are considered rural.

HOUSING CHARACTERISTICS

Type of Building/House

1. Single house - an independent structure intended for one household, separated by open space or walls from all other structures. It includes the nipa huts, or small houses built more or less as permanent housing unit and the "barong-barong" made of salvaged materials.
2. Duplex - a structure intended for two households, with complete living facilities for each. It is divided either vertically or horizontally into two separate housing units which are usually identical.
3. Multi-unit residential (3 units or more) - this is intended for residential use only, usually consisting of 3 or more housing units. This type of houses may consist of one or more storeys in a row of three or more housing units, separated from each other by walls extending from ground to the roof or a building having floors to accommodate three or more housing units.

Examples:

- a. Apartment Building - a structure usually of several storeys, with three or more independent entrances from internal halls or courts. An apartment has one common entrance from the outside.
- b. Accessoria - a one floor or two-floor structure divided into three or more housing units, each housing unit having its own separate entrance from the outside. Another name for

accessoria is row house.

- c. Residential Condominium - a high-rise building where the housing units are owned individually but the land, other spaces and facilities are owned in common.
4. Commercial/Industrial/Agricultural buildings like office, factory, rice mill, barn, etc. - they are not intended mainly for human habitation but used as living quarters of households at the time of the census.

A commercial building is a building built for transacting business or for rendering professional services, such as store, office, warehouse, etc.

An industrial building is built for processing, assembling, fabricating, furnishing, manufacturing or packaging operations such as a factory or a plant.

An agricultural building is any structure constructed for agricultural purposes such as barn, stable, poultry house, granary, etc.

5. Institutional living quarters - intended mainly as living quarters of institutional population but households therein were enumerated during the census.

Included in this category are the following:

- a. permanent structures which provide lodging and/or meals for a fee such hotel, boarding house, dormitory.
- b. buildings intended for persons

confined to receive medical, charitable or other care/treatment such as hospitals and orphanages, for persons detained such as jails and penal colonies, and other buildings like convents, school dormitories, etc.

c. camps which are defined sets of premises intended for the temporary accommodation of persons with common activities or interests like military camps, and other camps established as housing areas for workers in mining, agriculture, public works or other enterprises.

6. Other housing units include natural shelters, boats or other living quarters which are not intended for human habitation nor located in permanent buildings, nevertheless, these are being used as living quarters at the time of the census. Caves, old railroad cars, other natural shelters and mobile housing units such as trailers, barges, cars, boats, etc., fall within this category.

Construction Materials of the Roof

The kind of materials used are as follows:

1. Galvanized Iron/Aluminum
2. Tile/Concrete/Clay Tile
3. Half Galvanized Iron and Half Concrete
4. Wood
5. Cogon/Nipa/Anahaw
6. Asbestos
7. Makeshift/Salvaged/Improved Materials
8. Others

Construction Materials of the Outer Walls

The kind of materials used are as follows:

1. Concrete/Brick/Stone
2. Wood
3. Half Concrete/Brick/Stone and Half Wood
4. Galvanized Iron/Aluminum
5. Bamboo/Sawali/Cogon/Nipa
6. Asbestos
7. Glass
8. Makeshift/Salvaged/Improved Materials
9. Others
10. No Walls

Condition of Building (State of Repair)

The current condition of the building/house may be any of the following:

1. Needs no repair/needs minor repair - This building is usually new or has a good building maintenance i.e., no deterioration is apparent from the outside.
2. Needs major repair - The building cannot fully protect the occupants from the elements (rain, wind, temperature, etc.). It may have cracks in the interior walls, leaking roofs, holes on the floors, broken windows, etc. which can only be mended by major repair.
3. Dilapidated/condemned - This building is beyond repair. Dilapidated parts are found on pillars, roofs and outer walls needing renovation. Condemned buildings wherein sub-standard materials/procedures were used in the construction, or which are structurally defective are also included here.

4. Under renovation/being repaired - This building was fully constructed and finished but being repaired at the time of the census for some deterioration or damage. Also included are buildings being renovated to make additional structures or to modify/repair existing structures.

5. Under construction - Construction work was started but not yet completed and still going on.

Construction means all on-site work, from site preparation, excavation, foundation, assembly of all components and installation of utilities and equipment of buildings/structures.

6. Unfinished construction - This is a partly constructed building but at the time of visit construction was temporarily or permanently stopped. No construction activity was going on for quite sometime.

Year Building/House was Built

The year the building was built refers to the year when construction was completed and ready for occupancy and not when construction began. Generally, building constructions are finished within the same year, although there are cases when the period of construction extends to several years. Report the year when the building was finished. If the building is not yet finished but there are already occupants, report the year when it was first occupied.

Floor Area of the Housing Unit

Floor area refers to the space enclosed by the exterior walls of the housing unit. In

case of several floors, the area of each floor in square meters are added together to get the total floor area of the housing unit.

Tenure Status of the Housing Unit

The housing unit may be:

1. Owned/Being Amortized - The household is the owner and has legal possession of the housing unit, or the household claims to own it. Includes also housing units which are being amortized or on mortgage.
2. Rented - The occupant actually pays rent either in cash or in kind.
3. Being occupied for free with consent of owner - The household occupies the housing unit with owner's permission and without paying any rent in cash or in kind to the owner, tenant/lessee or subtenant/sublessee.

These are usually the households of farm tenants or lessees who occupy rent-free houses belonging to the owner of the land they farm; also those employees given free housing as part of fringe benefits but must vacate the housing unit upon separation from work.

4. Being occupied for free without consent of owner - The household occupies the housing unit without the consent or knowledge of the owner. Examples are squatters who occupy public and private buildings.

Tenure Status of the Lot

The question on tenure status of the lot was asked only if the household owns the housing unit. The status of the lot are as follows:

1. **Owned/Being Amortized** - Ownership of land in rural areas includes mere occupancy of any public land. This also includes house owners paying the land on installment basis or holders of certificates of land title under the Land Reform Program or house/lot awardees of housing loans from PAG-IBIG, SSS, GSIS or commercial banks.
2. **Rented** - A fixed amount is paid by the occupant in cash or in kind.
3. **Occupied for free with consent of owner** - The household occupies the lot with the permission of the owner and without paying any rent in cash or in kind to the owner, tenant/lessee or subtenant/sublessee.
4. **Occupied for free without consent of owner** - The household occupies the lot without the consent or knowledge of the owner.

Mode of Acquisition of Housing Unit

A housing unit may be acquired on the following terms:

1. **Purchased**
2. **Constructed by the owner/occupant with or without help of friends/relatives.**
3. **Constructed by hired/skilled worker** - The

owner took charge of purchasing construction materials and directly supervising the construction of the housing unit.

4. **Constructed by organized contractor.** The owner entered into a contract with a general contractor for the latter to supply either labor only or both labor and materials.
5. **Inherited**
6. **Others (lottery, gift, etc.)**

Sources of Financing

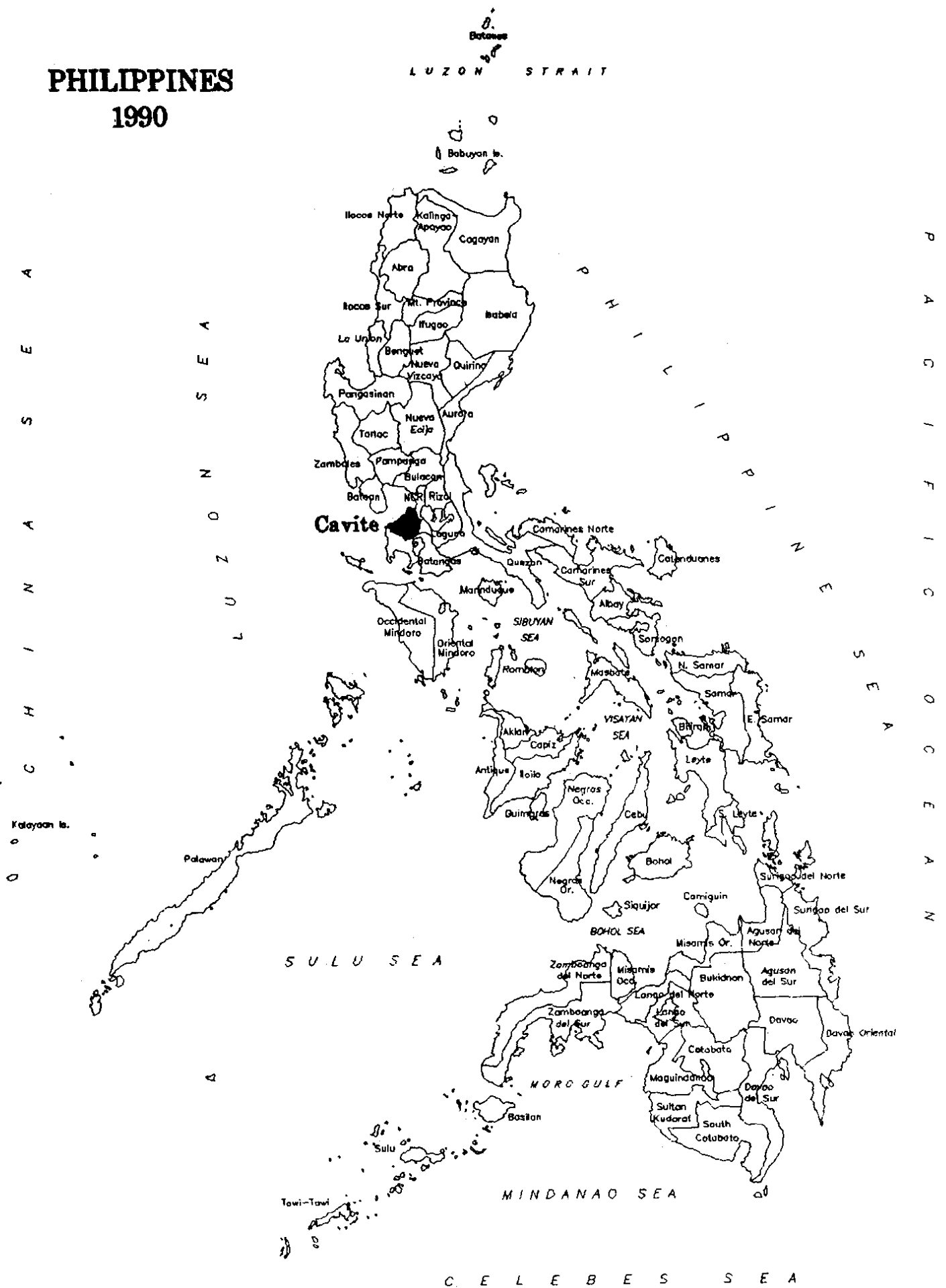
The different sources of financing are:

1. **Own resources/interest-free loans from relatives/friends**
2. **Government assistance: PAG-IBIG, GSIS, DBP, etc.**
3. **Private banks/foundations/cooperatives**
4. **Employer assistance**
5. **Private persons**
6. **Others**

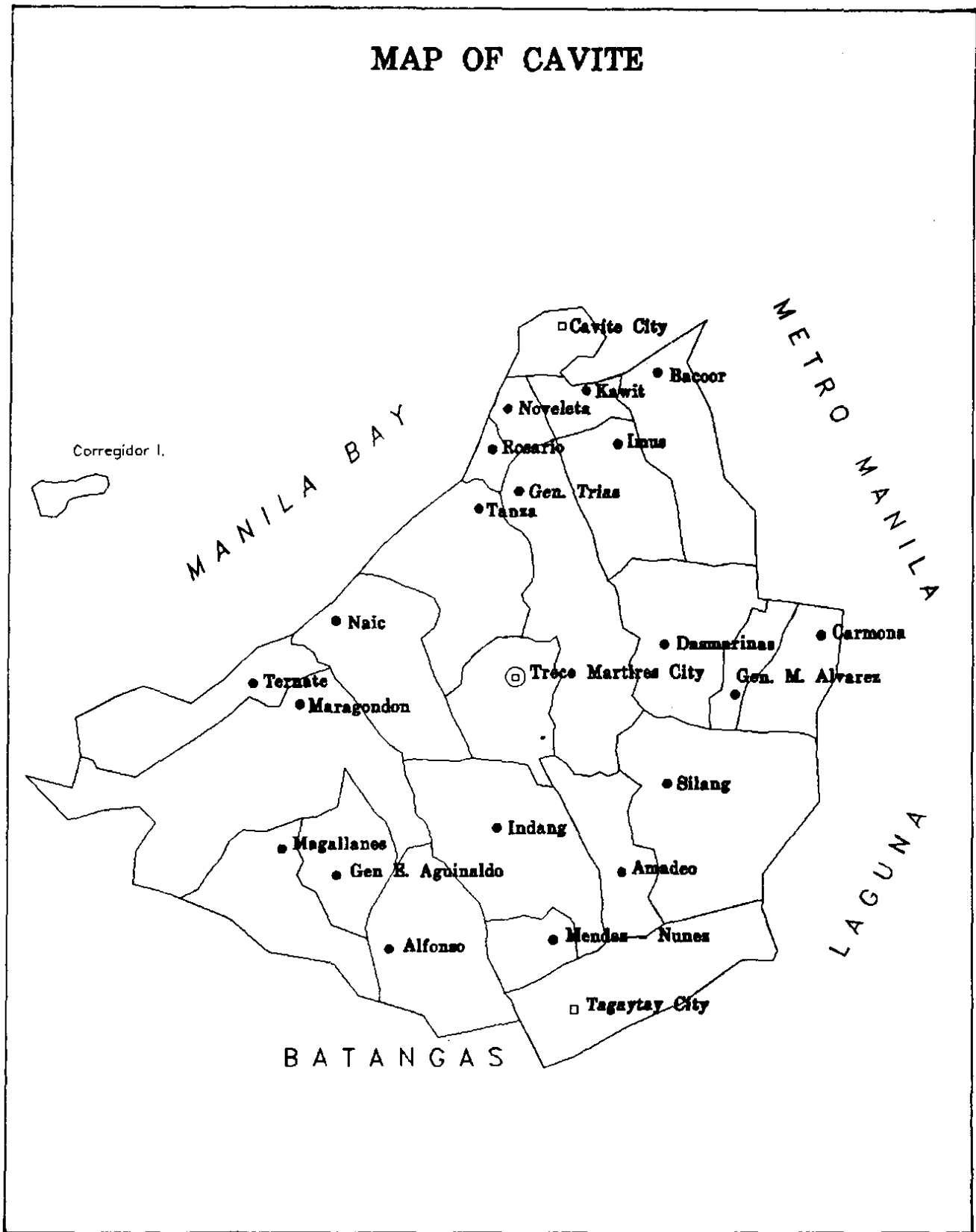
Monthly Rental of Housing Unit and/or Lot

The total monthly rental of the housing unit excludes rental for furnishings and payment for electricity and water.

PHILIPPINES 1990



MAP OF CAVITE



HIGHLIGHTS

- The province of Cavite has a total of 217,501 occupied housing units in 1990 for 222,151 households giving a ratio of 1.021 households per housing unit.
- A great majority of the housing units were built of strong materials both for roofing (85.7 percent) and for outer walls (85.3 percent). Thus, the proportion of housing units that do not need repair, or if at all a minor one only, is relatively high at 70.5 percent.
- More than half of the housing units are of recent construction, that is, built after 1980.
- Census results also show that one-half of the housing units (49.6 percent) in Cavite are with limited floor area of less than 30 square meters. About 30.6 percent measure 30-69 square meters, while 19.8 percent are spacious units (70 square meters and over).
- Of the 222,151 households in the province, 81.7 percent own their housing units and 65.0 percent of which also own the lot where the unit is erected.
- Among those who own their housing units, 91.7 percent constructed their houses from own resources; 4.4 percent with funds from government financing schemes; and 2.2 percent through private persons or banks.

CAVITE

Table 1. Housing Units, Occupied and Vacant, by City/Municipality: 1960, 1970, 1980 and 1990

City/Municipality	1960			1970			1980			1990		
	Total Housing Units	Occupied	Vacant	Total Housing Units	Occupied	Vacant	Total Housing Units	Occupied	Vacant	Total Housing Units	Occupied	Vacant
CAVITE	65,602	64,502	1,100	88,003	86,970	1,033	142,390	138,327	4,063	226,522	217,501	9,021
Alfonso	2,827	2,821	6	3,159	3,118	41	4,148	4,046	102	5,477	5,363	114
Anaueo	1,878	1,837	41	2,274	2,250	24	3,043	2,977	66	4,146	4,067	79
Bacoor	4,578	4,530	48	7,969	7,870	99	16,611	16,081	530	32,409	30,463	1,946
Carmona	1,366	1,365	1	3,284	3,271	13	11,941	11,401	540	5,589	5,377	212
Cavite City	9,464	9,303	161	13,426	12,971	455	17,176	16,781	395	18,983	18,518	465
Dasmariñas	2,078	2,051	27	3,026	2,983	43	9,188	8,866	322	25,324	24,344	980
Gen. Alvarez	-	-	-	-	-	-	-	-	-	12,558	11,651	907
General Emilio Aguinaldo	1,423	1,331	92	1,624	1,622	2	1,908	1,762	146	2,122	1,983	139
General Trias	3,803	3,789	14	4,940	4,913	27	7,194	7,063	131	10,424	10,181	243
Imus	5,720	5,449	271	7,456	7,413	43	11,438	11,025	413	19,258	18,391	867
Indang	3,884	3,860	24	4,410	4,388	22	5,689	5,525	164	7,557	7,359	198
Kawit	3,329	3,260	69	4,897	4,839	58	7,394	7,208	186	9,967	9,673	294
Magallanes	1,053	1,039	14	1,355	1,319	36	1,783	1,739	44	2,337	2,297	40
Maragondon	1,951	1,894	57	2,273	2,266	7	3,211	3,140	71	4,482	4,400	82
Mendez-Nunez	2,077	2,063	14	2,042	2,031	11	2,843	2,792	51	3,397	3,324	73
Naic	4,241	4,231	10	4,688	4,657	31	7,146	6,904	242	9,963	9,636	327
Noveleta	1,162	1,158	4	1,758	1,749	9	2,568	2,532	36	4,147	3,928	219
Rosario	2,819	2,779	40	3,797	3,760	37	5,978	5,872	106	8,944	8,688	256
Silang	4,836	4,824	12	6,491	6,457	34	9,432	9,280	152	17,991	17,201	790
Tagaytay City	1,269	1,177	92	1,802	1,797	5	2,897	2,785	112	4,530	4,253	277
Tanza	4,090	4,037	53	5,244	5,213	31	7,792	7,615	177	11,855	11,445	410
Ternate	927	927	-	988	986	2	1,509	1,469	40	2,308	2,248	60
Trece Martires City	827	777	50	1,100	1,097	3	1,501	1,464	37	2,754	2,711	43

1990 CENSUS OF POPULATION AND HOUSING

Table 2. Occupied Housing Units, Households, Household Population by Type of Building and City/Municipality, Urban-Rural : 1990

Type of Building, Area Classification and City/Municipality	Occupied Housing Units	Households	Household Population	R A T I O	
				Households to Occupied Housing Units	Household Population to Occupied Housing Units
CAVITE					
Total	217,501	222,151	1,150,103	1.021	5.288
Single House	190,693	193,746	1,013,445	1.016	5.315
Duplex	13,914	14,667	72,472	1.054	5.209
Multi-unit Residential	12,334	13,167	61,353	1.068	4.974
Commercial/Industrial/Agricultural	367	373	1,800	1.016	4.905
Institutional Living Quarters	35	36	202	1.029	5.771
Other Housing Unit	83	87	410	1.048	4.940
Not Reported	75	75	421	1.000	5.613
URBAN					
Total	166,319	170,169	875,825	1.023	5.266
Single House	140,904	143,412	746,972	1.018	5.301
Duplex	12,903	13,509	66,942	1.047	5.188
Multi-unit Residential	12,015	12,744	59,419	1.061	4.945
Commercial/Industrial/Agricultural	330	334	1,611	1.012	4.882
Institutional Living Quarters	27	28	151	1.037	5.593
Other Housing Unit	70	72	332	1.029	4.743
Not Reported	70	70	398	1.000	5.686
RURAL					
Total	51,182	51,982	274,278	1.016	5.359
Single House	49,789	50,334	266,473	1.011	5.352
Duplex	1,011	1,158	5,530	1.145	5.470
Multi-unit Residential	319	423	1,934	1.326	6.063
Commercial/Industrial/Agricultural	37	39	189	1.054	5.108
Institutional Living Quarters	8	8	51	1.000	6.375
Other Housing Unit	13	15	78	1.154	6.000
Not Reported	5	5	23	1.000	4.600
Alfonso					
Total	5,363	5,439	28,915	1.014	5.392
Single House	5,187	5,239	27,968	1.010	5.392
Duplex	112	123	557	1.098	4.973
Multi-unit Residential	48	61	314	1.271	6.542
Commercial/Industrial/Agricultural	15	15	74	1.000	4.933
Institutional Living Quarters	1	1	2	1.000	2.000
Other Housing Unit	-	-	-	-	-
Not Reported	-	-	-	-	-
Urban					
Total	1,295	1,328	6,765	1.025	5.224
Single House	1,235	1,252	6,417	1.014	5.196
Duplex	39	44	187	1.128	4.795
Multi-unit Residential	13	24	122	1.846	9.385
Commercial/Industrial/Agricultural	8	8	39	1.000	4.875
Institutional Living Quarters	-	-	-	-	-
Other Housing Unit	-	-	-	-	-
Not Reported	-	-	-	-	-
Rural					
Total	4,068	4,111	22,150	1.011	5.445
Single House	3,952	3,987	21,551	1.009	5.453
Duplex	73	79	370	1.082	5.068
Multi-unit Residential	35	37	192	1.057	5.486
Commercial/Industrial/Agricultural	7	7	35	1.000	5.000
Institutional Living Quarters	1	1	2	1.000	2.000
Other Housing Unit	-	-	-	-	-
Not Reported	-	-	-	-	-

CAVITE

Table 2. Occupied Housing Units, Households, Household Population by Type of Building and City/Municipality, Urban-Rural : 1990 - Continued

Type of Building, Area Classification and City/Municipality	Occupied Housing Units	Households	Household Population	R A T I O	
				Households to Occupied Housing Units	Household Population to Occupied Housing Units
Amadeo					
Total	4,067	4,132	21,013	1.016	5.167
Single House	3,846	3,882	19,782	1.009	5.144
Duplex	175	197	977	1.126	5.583
Multi-unit Residential	40	45	197	1.125	4.925
Commercial/Industrial/Agricultural	5	7	51	1.400	10.200
Institutional Living Quarters	-	-	-	-	-
Other Housing Unit	-	-	-	-	-
Not Reported	1	1	6	1.000	6.000
Urban					
Total	1,322	1,357	6,793	1.026	5.138
Single House	1,184	1,210	6,032	1.022	5.095
Duplex	101	105	547	1.040	5.416
Multi-unit Residential	33	38	175	1.152	5.303
Commercial/Industrial/Agricultural	3	3	33	1.000	11.000
Institutional Living Quarters	-	-	-	-	-
Other Housing Unit	-	-	-	-	-
Not Reported	1	1	6	1.000	6.000
Rural					
Total	2,745	2,775	14,220	1.011	5.180
Single House	2,662	2,672	13,750	1.004	5.165
Duplex	74	92	430	1.243	5.811
Multi-unit Residential	7	7	22	1.000	3.143
Commercial/Industrial/Agricultural	2	4	18	2.000	9.000
Institutional Living Quarters	-	-	-	-	-
Other Housing Unit	-	-	-	-	-
Not Reported	-	-	-	-	-
Bacoor					
Total	30,463	30,928	159,633	1.015	5.240
Single House	25,204	25,522	133,882	1.013	5.312
Duplex	2,465	2,531	12,277	1.027	4.981
Multi-unit Residential	2,709	2,787	13,019	1.029	4.806
Commercial/Industrial/Agricultural	60	61	316	1.017	5.267
Institutional Living Quarters	14	15	89	1.071	6.357
Other Housing Unit	8	9	36	1.125	4.500
Not Reported	3	3	14	1.000	4.667
Urban					
Total	30,463	30,928	159,633	1.015	5.240
Single House	25,204	25,522	133,882	1.013	5.312
Duplex	2,465	2,531	12,277	1.027	4.981
Multi-unit Residential	2,709	2,787	13,019	1.029	4.806
Commercial/Industrial/Agricultural	60	61	316	1.017	5.267
Institutional Living Quarters	14	15	89	1.071	6.357
Other Housing Unit	8	9	36	1.125	4.500
Not Reported	3	3	14	1.000	4.667
Carmona					
Total	5,377	5,484	28,232	1.020	5.251
Single House	4,816	4,907	25,699	1.019	5.336
Duplex	186	189	898	1.016	4.828
Multi-unit Residential	366	379	1,593	1.036	4.352
Commercial/Industrial/Agricultural	8	8	39	1.000	4.875
Institutional Living Quarters	-	-	-	-	-
Other Housing Unit	1	1	3	1.000	3.000
Not Reported	-	-	-	-	-

1990 CENSUS OF POPULATION AND HOUSING

Table 2. Occupied Housing Units, Households, Household Population by Type of Building and City/Municipality, Urban-Rural : 1990 - *Continued*

Type of Building, Area Classification and City/Municipality	Occupied Housing Units	Households	Household Population	R A T I O	
				Households to Occupied Housing Units	Household Population to Occupied Housing Units
Urban					
Total	4,337	4,405	22,339	1.016	5.151
Single House	3,847	3,906	20,191	1.015	5.249
Duplex	156	157	705	1.006	4.538
Multi-unit Residential	331	339	1,429	1.024	4.317
Commercial/Industrial/Agricultural	2	2	8	1.000	4.000
Institutional Living Quarters	-	-	-	-	-
Other Housing Unit	1	1	3	1.000	3.000
Not Reported	-	-	-	-	-
Rural					
Total	1,040	1,079	5,893	1.038	5.666
Single House	969	1,001	5,508	1.033	5.684
Duplex	30	32	190	1.067	6.333
Multi-unit Residential	35	40	164	1.143	4.686
Commercial/Industrial/Agricultural	6	6	31	1.000	5.167
Institutional Living Quarters	-	-	-	-	-
Other Housing Unit	-	-	-	-	-
Not Reported	-	-	-	-	-
Cavite City,					
Total	18,518	19,040	91,480	1.028	4.940
Single House	13,679	14,013	68,532	1.024	5.010
Duplex	1,823	1,889	8,632	1.036	4.735
Multi-unit Residential	2,922	3,043	13,899	1.041	4.757
Commercial/Industrial/Agricultural	81	82	359	1.012	4.432
Institutional Living Quarters	4	4	15	1.000	3.750
Other Housing Unit	9	9	43	1.000	4.778
Not Reported	-	-	-	-	-
Urban					
Total	18,518	19,040	91,480	1.028	4.940
Single House	13,679	14,013	68,532	1.024	5.010
Duplex	1,823	1,889	8,632	1.036	4.735
Multi-unit Residential	2,922	3,043	13,899	1.041	4.757
Commercial/Industrial/Agricultural	81	82	359	1.012	4.432
Institutional Living Quarters	4	4	15	1.000	3.750
Other Housing Unit	9	9	43	1.000	4.778
Not Reported	-	-	-	-	-
Dasmariñas					
Total	24,344	25,327	136,486	1.040	5.607
Single House	17,506	18,044	97,817	1.031	5.588
Duplex	4,498	4,735	25,596	1.053	5.691
Multi-unit Residential	2,253	2,461	12,600	1.092	5.593
Commercial/Industrial/Agricultural	19	19	86	1.000	4.526
Institutional Living Quarters	2	2	10	1.000	5.000
Other Housing Unit	5	5	28	1.000	5.600
Not Reported	61	61	349	1.000	5.721
Urban					
Total	24,344	25,327	136,486	1.040	5.607
Single House	17,506	18,044	97,817	1.031	5.588
Duplex	4,498	4,735	25,596	1.053	5.691
Multi-unit Residential	2,253	2,461	12,600	1.092	5.593
Commercial/Industrial/Agricultural	19	19	86	1.000	4.526
Institutional Living Quarters	2	2	10	1.000	5.000
Other Housing Unit	5	5	28	1.000	5.600
Not Reported	61	61	349	1.000	5.721

CAVITE

Table 2. Occupied Housing Units, Households, Household Population by Type of Building and City/Municipality, Urban-Rural : 1990 - Continued

Type of Building, Area Classification and City/Municipality	Occupied Housing Units	Households	Household Population	R A T I O	
				Households to Occupied Housing Units	Household Population to Occupied Housing Units
General Emilio Aguinaldo					
Total	1,983	1,996	10,954	1.007	5.524
Single House	1,843	1,854	10,232	1.006	5.552
Duplex	117	119	602	1.017	5.145
Multi-unit Residential	22	22	119	1.000	5.409
Commercial/Industrial/Agricultural	-	-	-	-	-
Institutional Living Quarters	1	1	1	1.000	1.000
Other Housing Unit	-	-	-	-	-
Not Reported	-	-	-	-	-
Urban					
Total	663	670	3,712	1.011	5.599
Single House	553	559	3,151	1.011	5.698
Duplex	92	93	470	1.011	5.109
Multi-unit Residential	18	18	91	1.000	5.056
Commercial/Industrial/Agricultural	-	-	-	-	-
Institutional Living Quarters	-	-	-	-	-
Other Housing Unit	-	-	-	-	-
Not Reported	-	-	-	-	-
Rural					
Total	1,320	1,326	7,242	1.005	5.486
Single House	1,290	1,295	7,081	1.004	5.489
Duplex	25	26	132	1.040	5.280
Multi-unit Residential	4	4	28	1.000	7.000
Commercial/Industrial/Agricultural	-	-	-	-	-
Institutional Living Quarters	1	1	1	1.000	1.000
Other Housing Unit	-	-	-	-	-
Not Reported	-	-	-	-	-
General Trias					
Total	10,181	10,308	52,842	1.012	5.190
Single House	9,817	9,907	51,006	1.009	5.196
Duplex	252	276	1,299	1.095	5.155
Multi-unit Residential	99	112	474	1.131	4.788
Commercial/Industrial/Agricultural	11	11	52	1.000	4.727
Institutional Living Quarters	2	2	11	1.000	5.500
Other Housing Unit	-	-	-	-	-
Not Reported	-	-	-	-	-
Urban					
Total	3,720	3,770	19,370	1.013	5.207
Single House	3,484	3,517	18,205	1.009	5.225
Duplex	158	169	807	1.070	5.108
Multi-unit Residential	74	80	335	1.081	4.527
Commercial/Industrial/Agricultural	3	3	15	1.000	5.000
Institutional Living Quarters	1	1	8	1.000	8.000
Other Housing Unit	-	-	-	-	-
Not Reported	-	-	-	-	-
Rural					
Total	6,461	6,538	33,472	1.012	5.181
Single House	6,333	6,390	32,801	1.009	5.179
Duplex	94	107	492	1.138	5.234
Multi-unit Residential	25	32	139	1.280	5.560
Commercial/Industrial/Agricultural	8	8	37	1.000	4.625
Institutional Living Quarters	1	1	3	1.000	3.000
Other Housing Unit	-	-	-	-	-
Not Reported	-	-	-	-	-

1990 CENSUS OF POPULATION AND HOUSING

Table 2. Occupied Housing Units, Households, Household Population by Type of Building and City/Municipality, Urban-Rural: 1990 - Continued

Type of Building, Area Classification and City/Municipality	Occupied Housing Units	Households	Household Population	R A T I O	
				Households to Occupied Housing Units	Household Population to Occupied Housing Units
Imus					
Total	18,391	18,648	91,875	1.014	4.996
Single House	15,649	15,789	78,915	1.009	5.043
Duplex	1,042	1,088	5,003	1.044	4.801
Multi-unit Residential	1,626	1,696	7,604	1.043	4.677
Commercial/Industrial/Agricultural	51	52	241	1.020	4.725
Institutional Living Quarters	1	1	8	1.000	8.000
Other Housing Unit	22	22	104	1.000	4.727
Not Reported	-	-	-	-	-
Urban					
Total	17,851	18,107	89,101	1.014	4.991
Single House	15,112	15,251	76,161	1.009	5.040
Duplex	1,042	1,088	5,003	1.044	4.801
Multi-unit Residential	1,625	1,695	7,598	1.043	4.676
Commercial/Industrial/Agricultural	49	50	227	1.020	4.633
Institutional Living Quarters	1	1	8	1.000	8.000
Other Housing Unit	22	22	104	1.000	4.727
Not Reported	-	-	-	-	-
Rural					
Total	540	541	2,774	1.002	5.137
Single House	537	538	2,754	1.002	5.128
Duplex	-	-	-	-	-
Multi-unit Residential	1	1	6	1.000	6.000
Commercial/Industrial/Agricultural	2	2	14	1.000	7.000
Institutional Living Quarters	-	-	-	-	-
Other Housing Unit	-	-	-	-	-
Not Reported	-	-	-	-	-
Indang					
Total	7,359	7,488	39,227	1.018	5.330
Single House	7,006	7,111	37,389	1.015	5.337
Duplex	211	219	1,071	1.038	5.076
Multi-unit Residential	132	148	722	1.121	5.470
Commercial/Industrial/Agricultural	9	9	44	1.000	4.889
Institutional Living Quarters	-	-	-	-	-
Other Housing Unit	1	1	1	1.000	1.000
Not Reported	-	-	-	-	-
Urban					
Total	1,300	1,336	7,000	1.028	5.385
Single House	1,126	1,147	6,095	1.019	5.413
Duplex	49	51	232	1.041	4.735
Multi-unit Residential	116	129	632	1.112	5.448
Commercial/Industrial/Agricultural	8	8	40	1.000	5.000
Institutional Living Quarters	-	-	-	-	-
Other Housing Unit	1	1	1	1.000	1.000
Not Reported	-	-	-	-	-
Rural					
Total	6,059	6,152	32,227	1.015	5.319
Single House	5,880	5,964	31,294	1.014	5.322
Duplex	162	168	839	1.037	5.179
Multi-unit Residential	16	19	90	1.188	5.625
Commercial/Industrial/Agricultural	1	1	4	1.000	4.000
Institutional Living Quarters	-	-	-	-	-
Other Housing Unit	-	-	-	-	-
Not Reported	-	-	-	-	-

CAVITE

Table 2. Occupied Housing Units, Households, Household Population by Type of Building and City/Municipality, Urban-Rural : 1990 - Continued

Type of Building, Area Classification and City/Municipality	Occupied Housing Units	Households	Household Population	R A T I O	
				Households to Occupied Housing Units	Household Population to Occupied Housing Units
Kawit					
Total	9,673	9,767	47,755	1.010	4.937
Single House	7,945	8,003	39,631	1.007	4.988
Duplex	806	825	3,856	1.024	4.784
Multi-unit Residential	894	910	4,149	1.018	4.641
Commercial/Industrial/Agricultural	20	21	84	1.050	4.200
Institutional Living Quarters	5	5	21	1.000	4.200
Other Housing Unit	2	2	9	1.000	4.500
Not Reported	1	1	5	1.000	5.000
Urban					
Total	9,673	9,767	47,755	1.010	4.937
Single House	7,945	8,003	39,631	1.007	4.988
Duplex	806	825	3,856	1.024	4.784
Multi-unit Residential	894	910	4,149	1.018	4.641
Commercial/Industrial/Agricultural	20	21	84	1.050	4.200
Institutional Living Quarters	5	5	21	1.000	4.200
Other Housing Unit	2	2	9	1.000	4.500
Not Reported	1	1	5	1.000	5.000
Magallanes					
Total	2,297	2,307	12,550	1.004	5.464
Single House	2,244	2,254	12,314	1.004	5.488
Duplex	34	34	156	1.000	4.588
Multi-unit Residential	16	16	63	1.000	3.938
Commercial/Industrial/Agricultural	2	2	7	1.000	3.500
Institutional Living Quarters	-	-	-	-	-
Other Housing Unit	1	1	10	1.000	10.000
Not Reported	-	-	-	-	-
Urban					
Total	387	387	2,047	1.000	5.289
Single House	368	368	1,966	1.000	5.342
Duplex	4	4	23	1.000	5.750
Multi-unit Residential	13	13	51	1.000	3.923
Commercial/Industrial/Agricultural	2	2	7	1.000	3.500
Institutional Living Quarters	-	-	-	-	-
Other Housing Unit	-	-	-	-	-
Not Reported	-	-	-	-	-
Rural					
Total	1,910	1,920	10,503	1.005	5.499
Single House	1,876	1,886	10,348	1.005	5.516
Duplex	30	30	133	1.000	4.433
Multi-unit Residential	3	3	12	1.000	4.000
Commercial/Industrial/Agricultural	-	-	-	-	-
Institutional Living Quarters	-	-	-	-	-
Other Housing Unit	1	1	10	1.000	10.000
Not Reported	-	-	-	-	-
Maragondon					
Total	4,400	4,464	22,809	1.015	5.184
Single House	4,314	4,369	22,386	1.013	5.189
Duplex	59	68	295	1.153	5.000
Multi-unit Residential	24	24	114	1.000	4.750
Commercial/Industrial/Agricultural	-	-	-	-	-
Institutional Living Quarters	-	-	-	-	-
Other Housing Unit	1	1	8	1.000	8.000
Not Reported	2	2	6	1.000	3.000
Not Reported	-	-	-	-	-

1990 CENSUS OF POPULATION AND HOUSING

Table 2. Occupied Housing Units, Households, Household Population by Type of Building and City/Municipality, Urban-Rural : 1990 - Continued

Type of Building, Area Classification and City/Municipality	Occupied Housing Units	Households	Household Population	R A T I O	
				Households to Occupied Housing Units	Household Population to Occupied Housing Units
Urban					
Total	915	923	4,546	1.009	4.968
Single House	890	898	4,429	1.009	4.976
Duplex	16	16	82	1.000	5.125
Multi-unit Residential	8	8	34	1.000	4.250
Commercial/Industrial/Agricultural	-	-	-	-	-
Institutional Living Quarters	-	-	-	-	-
Other Housing Unit	1	1	1	1.000	1.000
Not Reported	-	-	-	-	-
Rural					
Total	3,485	3,541	18,263	1.016	5.240
Single House	3,424	3,471	17,957	1.014	5.244
Duplex	43	52	213	1.209	4.953
Multi-unit Residential	16	16	80	1.000	5.000
Commercial/Industrial/Agricultural	-	-	-	-	-
Institutional Living Quarters	1	1	8	1.000	8.000
Other Housing Unit	1	1	5	1.000	5.000
Not Reported	-	-	-	-	-
Mendez-Nunez					
Total	3,324	3,378	17,651	1.016	5.310
Single House	3,176	3,215	16,891	1.012	5.318
Duplex	105	118	533	1.124	5.076
Multi-unit Residential	37	39	200	1.054	5.405
Commercial/Industrial/Agricultural	6	6	27	1.000	4.500
Institutional Living Quarters	-	-	-	-	-
Other Housing Unit	-	-	-	-	-
Not Reported	-	-	-	-	-
Urban					
Total	3,324	3,378	17,651	1.016	5.310
Single House	3,176	3,215 ^b	16,891	1.012	5.318
Duplex	105	118	533	1.124	5.076
Multi-unit Residential	37	39	200	1.054	5.405
Commercial/Industrial/Agricultural	6	6	27	1.000	4.500
Institutional Living Quarters	-	-	-	-	-
Other Housing Unit	-	-	-	-	-
Not Reported	-	-	-	-	-
Maic					
Total	9,636	9,966	51,562	1.034	5.351
Single House	9,253	9,525	49,473	1.029	5.347
Duplex	225	259	1,276	1.151	5.671
Multi-unit Residential	133	155	692	1.165	5.203
Commercial/Industrial/Agricultural	22	22	97	1.000	4.409
Institutional Living Quarters	1	1	6	1.000	6.000
Other Housing Unit	2	4	18	2.000	9.000
Not Reported	-	-	-	-	-
Urban					
Total	3,745	3,921	19,992	1.047	5.338
Single House	3,544	3,695	18,929	1.043	5.341
Duplex	101	111	542	1.099	5.366
Multi-unit Residential	52	97	440	1.183	5.366
Commercial/Industrial/Agricultural	18	18	81	1.000	4.500
Institutional Living Quarters	-	-	-	-	-
Other Housing Unit	-	-	-	-	-
Not Reported	-	-	-	-	-

CAVITE

Table 2. Occupied Housing Units, Households, Household Population by Type of Building and City/Municipality, Urban-Rural : 1990 - Continued

Type of Building, Area Classification and City/Municipality	Occupied Housing Units	Households	Household Population	R A T I O	
				Households to Occupied Housing Units	Household Population to Occupied Housing Units
Rural					
Total	5,891	6,045	31,570	1.026	5.359
Single House	5,709	5,830	30,544	1.021	5.350
Duplex	124	148	734	1.194	5.919
Multi-unit Residential	51	58	252	1.137	4.941
Commercial/Industrial/Agricultural	4	4	16	1.000	4.000
Institutional Living Quarters	1	1	6	1.000	6.000
Other Housing Unit	2	4	18	2.000	9.000
Not Reported	-	-	-	-	-
Noveleta					
Total	3,928	4,012	20,409	1.021	5.196
Single House	3,531	3,581	18,426	1.014	5.218
Duplex	294	317	1,446	1.078	4.918
Multi-unit Residential	100	111	523	1.110	5.230
Commercial/Industrial/Agricultural	2	2	10	1.000	5.000
Institutional Living Quarters	-	-	-	-	-
Other Housing Unit	1	1	4	1.000	4.000
Not Reported	-	-	-	-	-
Urban					
Total	3,928	4,012	20,409	1.021	5.196
Single House	3,531	3,581	18,426	1.014	5.218
Duplex	294	317	1,446	1.078	4.918
Multi-unit Residential	100	111	523	1.110	5.230
Commercial/Industrial/Agricultural	2	2	10	1.000	5.000
Institutional Living Quarters	-	-	-	-	-
Other Housing Unit	1	1	4	1.000	4.000
Not Reported	-	-	-	-	-
Rosario					
Total	8,688	9,001	45,387	1.036	5.224
Single House	8,165	8,389	42,705	1.027	5.230
Duplex	284	294	1,336	1.035	4.704
Multi-unit Residential	227	305	1,288	1.344	5.674
Commercial/Industrial/Agricultural	6	6	23	1.000	3.833
Institutional Living Quarters	-	-	-	-	-
Other Housing Unit	6	7	35	1.167	5.833
Not Reported	-	-	-	-	-
Urban					
Total	8,688	9,001	45,387	1.036	5.224
Single House	8,165	8,389	42,705	1.027	5.230
Duplex	284	294	1,336	1.035	4.704
Multi-unit Residential	227	305	1,288	1.344	5.674
Commercial/Industrial/Agricultural	6	6	23	1.000	3.833
Institutional Living Quarters	-	-	-	-	-
Other Housing Unit	6	7	35	1.167	5.833
Not Reported	-	-	-	-	-
Silang					
Total	17,201	17,422	93,638	1.013	5.444
Single House	16,619	16,771	90,541	1.009	5.448
Duplex	353	391	1,934	1.108	5.479
Multi-unit Residential	204	235	1,027	1.152	5.034
Commercial/Industrial/Agricultural	16	16	92	1.000	5.750
Institutional Living Quarters	1	1	3	1.000	3.000
Other Housing Unit	4	4	18	1.000	4.500
Not Reported	4	4	23	1.000	5.750

1990 CENSUS OF POPULATION AND HOUSING

Table 2. Occupied Housing Units, Households, Household Population by Type of Building and City/Municipality, Urban-Rural : 1990 - Continued

Type of Building, Area Classification and City/Municipality	Occupied Housing Units	Households	Household Population	R A T I O	
				Households to Occupied Housing Units	Household Population to Occupied Housing Units
Urban					
Total	9,563	9,690	52,035	1.013	5.441
Single House	9,119	9,204	49,736	1.009	5.454
Duplex	255	279	1,399	1.094	5.486
Multi-unit Residential	171	189	793	1.105	4.637
Commercial/Industrial/Agricultural	13	13	81	1.000	6.231
Institutional Living Quarters	-	-	-	-	-
Other Housing Unit	4	4	18	1.000	4.500
Not Reported	1	1	8	1.000	8.000
Rural					
Total	7,638	7,732	41,603	1.012	5.447
Single House	7,500	7,567	40,805	1.009	5.441
Duplex	98	112	535	1.143	5.459
Multi-unit Residential	33	46	234	1.394	7.091
Commercial/Industrial/Agricultural	3	3	11	1.000	3.667
Institutional Living Quarters	1	1	3	1.000	3.000
Other Housing Unit	-	-	-	-	-
Not Reported	3	3	15	1.000	5.000
Tagaytay City					
Total	4,253	4,280	23,024	1.006	5.414
Single House	4,148	4,167	22,507	1.005	5.426
Duplex	62	68	305	1.097	4.919
Multi-unit Residential	35	37	179	1.057	5.114
Commercial/Industrial/Agricultural	4	4	20	1.000	5.000
Institutional Living Quarters	1	1	4	1.000	4.000
Other Housing Unit	1	1	3	1.000	3.000
Not Reported	2	2	6	1.000	3.000
Urban					
Total	1,724	1,731	9,230	1.004	5.354
Single House	1,704	1,709	9,138	1.003	5.363
Duplex	11	13	55	1.182	5.000
Multi-unit Residential	5	5	17	1.000	3.400
Commercial/Industrial/Agricultural	3	3	15	1.000	5.000
Institutional Living Quarters	-	-	-	-	-
Other Housing Unit	-	-	-	-	-
Not Reported	1	1	5	1.000	5.000
Rural					
Total	2,529	2,549	13,794	1.008	5.454
Single House	2,444	2,458	13,369	1.006	5.470
Duplex	51	55	250	1.078	4.902
Multi-unit Residential	30	32	162	1.067	5.400
Commercial/Industrial/Agricultural	1	1	5	1.000	5.000
Institutional Living Quarters	1	1	4	1.000	4.000
Other Housing Unit	1	1	3	1.000	3.000
Not Reported	1	1	1	1.000	1.000
Tanza					
Total	11,445	11,843	61,754	1.035	5.396
Single House	10,744	10,951	57,663	1.019	5.367
Duplex	434	523	2,466	1.205	5.682
Multi-unit Residential	247	349	1,494	1.413	6.049
Commercial/Industrial/Agricultural	12	12	72	1.000	6.000
Institutional Living Quarters	1	1	24	1.000	24.000
Other Housing Unit	5	5	24	1.000	4.800
Not Reported	2	2	11	1.000	5.500

CAVITE

06873c3

Table 2. Occupied Housing Units, Households, Household Population by Type of Building and City/Municipality, Urban-Rural : 1990 - Continued

Type of Building, Area Classification and City/Municipality	Occupied Housing Units	Households	Household Population	R A T I O	
				Households to Occupied Housing Units	Household Population to Occupied Housing Units
Urban					
Total	6,897	7,129	37,147	1.034	5.386
Single House	6,399	6,553	34,488	1.024	5.390
Duplex	286	327	1,563	1.143	5.465
Multi-unit Residential	197	234	1,008	1.188	5.117
Commercial/Industrial/Agricultural	12	12	72	1.000	6.000
Institutional Living Quarters	-	-	-	-	-
Other Housing Unit	1	1	5	1.000	5.000
Not Reported	2	2	11	1.000	5.500
Rural					
Total	4,548	4,714	24,607	1.036	5.411
Single House	4,345	4,398	23,175	1.012	5.334
Duplex	148	196	903	1.324	6.101
Multi-unit Residential	50	115	486	2.300	9.720
Commercial/Industrial/Agricultural	-	-	-	-	-
Institutional Living Quarters	1	1	24	1.000	24.000
Other Housing Unit	4	4	19	1.000	4.750
Not Reported	-	-	-	-	-
Ternate					
Total	2,248	2,291	11,965	1.019	5.323
Single House	2,067	2,092	11,075	1.012	5.358
Duplex	122	135	639	1.107	5.238
Multi-unit Residential	52	57	209	1.096	4.019
Commercial/Industrial/Agricultural	7	7	42	1.000	6.000
Institutional Living Quarters	-	-	-	-	-
Other Housing Unit	-	-	-	-	-
Not Reported	-	-	-	-	-
Urban					
Total	996	1,034	5,351	1.038	5.372
Single House	853	873	4,638	1.023	5.437
Duplex	85	98	468	1.153	5.506
Multi-unit Residential	52	57	209	1.096	4.019
Commercial/Industrial/Agricultural	6	6	36	1.000	6.000
Institutional Living Quarters	-	-	-	-	-
Other Housing Unit	-	-	-	-	-
Not Reported	-	-	-	-	-
Rural					
Total	1,252	1,257	6,614	1.004	5.283
Single House	1,214	1,219	6,437	1.004	5.302
Duplex	37	37	171	1.000	4.622
Multi-unit Residential	-	-	-	-	-
Commercial/Industrial/Agricultural	1	1	6	1.000	6.000
Institutional Living Quarters	-	-	-	-	-
Other Housing Unit	-	-	-	-	-
Not Reported	-	-	-	-	-
Trece Martires City					
Total	2,711	2,723	14,969	1.004	5.522
Single House	2,610	2,620	14,448	1.004	5.536
Duplex	53	55	276	1.038	5.208
Multi-unit Residential	32	32	152	1.000	4.750
Commercial/Industrial/Agricultural	10	10	58	1.000	5.800
Institutional Living Quarters	-	-	-	-	-
Other Housing Unit	5	5	28	1.000	5.600
Not Reported	1	1	7	1.000	7.000

1990 CENSUS OF POPULATION AND HOUSING

Table 2. Occupied Housing Units, Households, Household Population by Type of Building and City/Municipality, Urban-Rural: 1990 - Continued

Type of Building, Area Classification and City/Municipality	Occupied Housing Units	Households	Household Population	R A T I O	
				Households to Occupied Housing Units	Household Population to Occupied Housing Units
Urban					
Total	1,015	1,021	5,623	1.006	5.540
Single House	956	962	5,349	1.006	5.595
Duplex	31	31	138	1.000	4.452
Multi-unit Residential	19	19	85	1.000	4.474
Commercial/Industrial/Agricultural	8	8	46	1.000	5.750
Institutional Living Quarters	-	-	-	-	-
Other Housing Unit	1	1	5	1.000	5.000
Not Reported	-	-	-	-	-
Rural					
Total	1,696	1,702	9,346	1.004	5.511
Single House	1,654	1,658	9,099	1.002	5.501
Duplex	22	24	138	1.091	6.273
Multi-unit Residential	13	13	67	1.000	5.154
Commercial/Industrial/Agricultural	2	2	12	1.000	6.000
Institutional Living Quarters	-	-	-	-	-
Other Housing Unit	4	4	23	1.000	5.750
Not Reported	1	1	7	1.000	7.000
Gen. Alvarez					
Total	11,651	11,907	65,973	1.022	5.662
Single House	11,324	11,541	64,163	1.019	5.666
Duplex	202	214	1,042	1.059	5.158
Multi-unit Residential	116	143	722	1.233	6.224
Commercial/Industrial/Agricultural	1	1	6	1.000	6.000
Institutional Living Quarters	-	-	-	-	-
Other Housing Unit	8	8	40	1.000	5.000
Not Reported	-	-	-	-	-
Urban					
Total	11,651	11,907	65,973	1.022	5.662
Single House	11,324	11,541	64,163	1.019	5.666
Duplex	202	214	1,042	1.059	5.158
Multi-unit Residential	116	143	722	1.233	6.224
Commercial/Industrial/Agricultural	1	1	6	1.000	6.000
Institutional Living Quarters	-	-	-	-	-
Other Housing Unit	8	8	40	1.000	5.000
Not Reported	-	-	-	-	-

CAVITE

Table 3. Occupied Housing Units by Construction Materials of the Outer Walls and Roof and City/Municipality : 1990

Construction Materials of the Outer Walls and City/Municipality	Total Occupied Housing Units	CONSTRUCTION MATERIALS OF THE ROOF							
		Galvanized Iron/Aluminum	Tile/Concrete/Clay Tile	Half Galvanized Iron and Half Concrete	Wood	Cogon/Nipa/Anahaw	Makeshift/Salvaged/Improvised	Asbestos/Others	Not Reported
CAVITE									
Total	217,501	173,209	2,752	10,473	4,632	23,600	2,185	624	26
Concrete/Brick/Stone	75,461	73,059	1,227	542	70	448	26	89	-
Wood	49,175	38,896	583	887	3,623	4,898	138	150	-
Half Concrete/Brick/Stone & Half Wood	59,294	48,762	755	8,338	278	1,039	53	68	1
Galvanized Iron/Aluminum	1,610	1,091	20	210	186	87	11	5	-
Bamboo/Sawali/Cogon/Nipa	25,448	8,251	137	415	412	15,911	164	158	-
Makeshift/Salvaged/Improvised	5,253	2,359	-	57	44	1,033	1,695	40	25
Asbestos/Glass/Others	1,135	718	10	20	11	169	96	111	-
No Walls/Not Reported	125	73	20	4	8	15	2	3	-
Alfonso									
Total	5,363	4,564	38	265	178	278	30	10	-
Concrete/Brick/Stone	2,537	2,505	23	9	-	-	-	-	-
Wood	514	341	4	3	155	10	1	-	-
Half Concrete/Brick/Stone & Half Wood	1,348	1,082	9	244	11	1	1	-	-
Galvanized Iron/Aluminum	56	50	-	4	2	-	-	-	-
Bamboo/Sawali/Cogon/Nipa	847	550	2	5	10	263	7	10	-
Makeshift/Salvaged/Improvised	51	29	-	-	-	3	19	-	-
Asbestos/Glass/Others	9	6	-	-	-	1	2	-	-
No Walls/Not Reported	1	1	-	-	-	-	-	-	-
Amadeo									
Total	4,067	3,744	43	74	13	177	15	1	-
Concrete/Brick/Stone	1,787	1,754	20	12	-	1	-	-	-
Wood	625	587	8	8	9	12	1	-	-
Half Concrete/Brick/Stone & Half Wood	1,188	1,120	13	51	2	2	-	-	-
Galvanized Iron/Aluminum	23	22	-	1	-	-	-	-	-
Bamboo/Sawali/Cogon/Nipa	419	254	2	2	2	154	4	1	-
Makeshift/Salvaged/Improvised	18	6	-	-	-	6	6	-	-
Asbestos/Glass/Others	4	-	-	-	-	-	4	-	-
No Walls/Not Reported	3	1	-	-	-	2	-	-	-
Bacoor									
Total	30,463	24,245	264	1,596	514	3,580	243	18	3
Concrete/Brick/Stone	12,889	12,626	106	88	18	47	2	2	-
Wood	6,015	4,262	68	74	369	1,212	25	5	-
Half Concrete/Brick/Stone & Half Wood	8,199	6,607	72	1,330	34	147	6	2	1
Galvanized Iron/Aluminum	231	100	4	82	32	12	-	1	-
Bamboo/Sawali/Cogon/Nipa	2,283	340	8	15	55	1,850	12	3	-
Makeshift/Salvaged/Improvised	710	215	-	6	1	294	188	4	2
Asbestos/Glass/Others	110	78	2	1	1	18	9	1	-
No Walls/Not Reported	26	17	4	-	4	-	1	-	-
Carmone									
Total	5,377	4,305	22	253	65	676	28	28	-
Concrete/Brick/Stone	2,117	2,096	6	6	1	5	2	1	-
Wood	1,156	920	8	52	52	116	2	6	-
Half Concrete/Brick/Stone & Half Wood	1,178	966	6	172	5	25	1	3	-
Galvanized Iron/Aluminum	39	27	-	4	5	3	-	-	-
Bamboo/Sawali/Cogon/Nipa	756	230	2	15	1	497	3	8	-
Makeshift/Salvaged/Improvised	105	52	-	4	1	28	17	3	-
Asbestos/Glass/Others	25	13	-	-	-	2	3	7	-
No Walls/Not Reported	1	1	-	-	-	-	-	-	-
Cavite City									
Total	18,518	15,137	365	593	439	1,523	368	90	3
Concrete/Brick/Stone	3,276	2,968	163	66	14	12	1	52	-
Wood	7,711	6,375	81	116	324	755	34	26	-
Half Concrete/Brick/Stone & Half Wood	6,140	5,466	113	401	52	98	3	7	-
Galvanized Iron/Aluminum	95	53	1	4	25	12	-	-	-
Bamboo/Sawali/Cogon/Nipa	567	59	1	1	12	478	15	1	-
Makeshift/Salvaged/Improvised	667	189	-	2	8	156	306	3	3
Asbestos/Glass/Others	41	17	-	-	3	11	9	1	-
No Walls/Not Reported	21	10	6	3	1	1	-	-	-

1990 CENSUS OF POPULATION AND HOUSING

Table 3. Occupied Housing Units by Construction Materials of the Outer Walls and Roof and City/Municipality : 1990 - Continued

Construction Materials of the Outer Walls and City/Municipality	Total Occupied Housing Units	C O N S T R U C T I O N M A T E R I A L S O F T H E R O O F							
		Galva- nized Iron/ Aluminum	Tile/ Concrete/ Clay Tile	Half Gal- vanized Iron and Half Concrete	Wood	Cogon/ Nipa/ Anahaw	Makeshift/ Salvaged/ Impro- vised	Asbestos/ Others	Not Reported
Dasmariñas									
Total	24,344	20,011	389	1,392	863	1,091	518	74	6
Concrete/Brick/Stone	9,473	9,237	143	53	3	19	9	9	-
Wood	6,929	5,696	127	78	779	183	27	39	-
Half Concrete/Brick/Stone & Half Wood	5,299	3,904	100	1,212	33	35	10	5	-
Galvanized Iron/Aluminum	163	115	4	12	24	7	1	-	-
Bamboo/Sawali/Cogon/Nipa	1,303	489	10	22	10	755	11	6	-
Makeshift/Salvaged/Improvised	1,023	470	-	14	13	88	428	4	6
Asbestos/Glass/Others	140	94	2	-	1	3	31	9	-
No Walls/Not Reported	14	6	3	1	-	1	1	2	-
General Emilio Aguinaldo									
Total	1,983	1,746	11	95	16	107	7	1	-
Concrete/Brick/Stone	617	614	-	2	-	1	-	-	-
Wood	106	102	-	1	1	2	-	-	-
Half Concrete/Brick/Stone & Half Wood	749	683	7	55	1	1	2	-	-
Galvanized Iron/Aluminum	9	3	-	6	-	-	-	-	-
Bamboo/Sawali/Cogon/Nipa	465	316	4	31	14	98	1	1	-
Makeshift/Salvaged/Improvised	22	13	-	-	-	5	4	-	-
Asbestos/Glass/Others	13	13	-	-	-	-	-	-	-
No Walls/Not Reported	2	2	-	-	-	-	-	-	-
General Trias									
Total	10,181	8,034	80	68	25	1,807	15	152	-
Concrete/Brick/Stone	2,896	2,844	14	2	-	34	-	2	-
Wood	1,976	1,636	31	14	14	241	-	40	-
Half Concrete/Brick/Stone & Half Wood	2,813	2,650	19	37	5	76	-	26	-
Galvanized Iron/Aluminum	51	42	1	1	-	6	-	1	-
Bamboo/Sawali/Cogon/Nipa	2,070	638	11	14	6	1,347	7	47	-
Makeshift/Salvaged/Improvised	91	49	-	-	-	31	8	3	-
Asbestos/Glass/Others	280	174	3	-	-	70	-	33	-
No Walls/Not Reported	4	1	1	-	-	2	-	-	-
Imus									
Total	18,391	15,527	205	894	376	1,303	65	21	-
Concrete/Brick/Stone	7,869	7,759	69	27	2	8	1	3	-
Wood	3,683	2,860	33	141	338	303	4	4	-
Half Concrete/Brick/Stone & Half Wood	5,237	4,375	92	693	14	55	5	3	-
Galvanized Iron/Aluminum	61	47	1	2	8	3	-	-	-
Bamboo/Sawali/Cogon/Nipa	1,309	342	9	29	12	898	12	7	-
Makeshift/Salvaged/Improvised	120	50	-	-	-	27	41	2	-
Asbestos/Glass/Others	99	84	-	2	-	9	2	2	-
No Walls/Not Reported	13	10	1	-	2	-	-	-	-
Indang									
Total	7,359	6,379	146	260	159	359	16	40	-
Concrete/Brick/Stone	2,584	2,462	105	8	5	3	1	-	-
Wood	994	842	14	22	100	15	-	1	-
Half Concrete/Brick/Stone & Half Wood	2,606	2,355	23	207	14	6	1	-	-
Galvanized Iron/Aluminum	34	25	-	4	4	1	-	-	-
Bamboo/Sawali/Cogon/Nipa	1,005	598	4	18	34	327	3	21	-
Makeshift/Salvaged/Improvised	39	20	-	1	1	4	11	2	-
Asbestos/Glass/Others	95	75	-	-	1	3	-	16	-
No Walls/Not Reported	2	2	-	-	-	-	-	-	-
Kawit									
Total	9,673	7,076	151	539	304	1,526	70	7	-
Concrete/Brick/Stone	2,795	2,708	49	15	6	16	-	1	-
Wood	2,955	2,035	53	47	261	555	4	-	-
Half Concrete/Brick/Stone & Half Wood	2,706	2,141	43	448	6	64	3	1	-
Galvanized Iron/Aluminum	45	25	1	8	10	1	-	-	-
Bamboo/Sawali/Cogon/Nipa	1,023	117	4	20	21	854	3	4	-
Makeshift/Salvaged/Improvised	124	37	-	1	-	34	51	1	-
Asbestos/Glass/Others	23	12	1	-	-	1	9	-	-
No Walls/Not Reported	2	1	-	-	-	1	-	-	-

CAVITE

Table 3. Occupied Housing Units by Construction Materials of the Outer Walls and Roof and City/Municipality : 1990 - Continued

Construction Materials of the Outer Walls and City/Municipality	Total Occupied Housing Units	CONSTRUCTION MATERIALS OF THE ROOF							
		Galvanized Iron/Aluminum	Tile/Concrete/Clay Tile	Half Galvanized Iron and Half Concrete	Wood	Cogon/Nipa/Anahaw	Makeshift/Salvaged/Improvised	Asbestos/Others	Not Reported
Magallanes									
Total	2,297	1,924	39	35	3	284	12	-	-
Concrete/Brick/Stone	742	726	11	5	-	-	-	-	-
Wood	290	269	6	5	3	7	-	-	-
Half Concrete/Brick/Stone & Half Wood	408	387	3	18	-	-	-	-	-
Galvanized Iron/Aluminum	14	13	-	-	-	1	-	-	-
Bamboo/Sawali/Cogon/Nipa	751	459	19	7	-	263	3	-	-
Makeshift/Salvaged/Improvised	87	68	-	-	-	11	8	-	-
Asbestos/Glass/Others	5	2	-	-	-	2	1	-	-
No Walls/Not Reported	-	-	-	-	-	-	-	-	-
Maragondon									
Total	4,400	3,416	22	78	12	837	27	8	-
Concrete/Brick/Stone	1,306	1,279	7	9	2	9	-	-	-
Wood	366	339	2	4	3	18	-	-	-
Half Concrete/Brick/Stone & Half Wood	1,045	969	6	56	-	13	1	-	-
Galvanized Iron/Aluminum	12	10	-	-	1	1	-	-	-
Bamboo/Sawali/Cogon/Nipa	1,602	788	7	8	5	786	5	3	-
Makeshift/Salvaged/Improvised	59	24	-	1	1	8	21	4	-
Asbestos/Glass/Others	10	7	-	-	-	2	-	1	-
No Walls/Not Reported	-	-	-	-	-	-	-	-	-
Mendez-Nunez									
Total	3,324	2,879	17	321	26	70	11	-	-
Concrete/Brick/Stone	1,156	1,114	13	28	1	-	-	-	-
Wood	294	263	2	3	22	4	-	-	-
Half Concrete/Brick/Stone & Half Wood	1,607	1,316	2	288	1	-	-	-	-
Galvanized Iron/Aluminum	9	8	-	1	-	-	-	-	-
Bamboo/Sawali/Cogon/Nipa	243	171	-	1	2	65	4	-	-
Makeshift/Salvaged/Improvised	14	6	-	-	-	1	7	-	-
Asbestos/Glass/Others	-	-	-	-	-	-	-	-	-
No Walls/Not Reported	1	1	-	-	-	-	-	-	-
Naic									
Total	9,636	6,067	111	637	405	2,371	36	9	-
Concrete/Brick/Stone	2,392	2,290	37	27	2	36	-	-	-
Wood	1,323	876	16	46	202	180	1	2	-
Half Concrete/Brick/Stone & Half Wood	2,809	2,151	33	501	36	84	2	2	-
Galvanized Iron/Aluminum	121	73	2	23	18	5	-	-	-
Bamboo/Sawali/Cogon/Nipa	2,894	646	22	40	145	2,026	12	3	-
Makeshift/Salvaged/Improvised	75	24	-	-	1	33	17	-	-
Asbestos/Glass/Others	17	4	-	-	-	7	4	2	-
No Walls/Not Reported	5	3	1	-	1	-	-	-	-
Noveleta									
Total	3,928	2,837	67	596	54	348	23	3	-
Concrete/Brick/Stone	1,122	1,035	40	29	3	14	-	1	-
Wood	866	667	7	48	31	111	1	1	-
Half Concrete/Brick/Stone & Half Wood	1,613	1,066	20	491	7	29	-	-	-
Galvanized Iron/Aluminum	40	17	-	16	6	-	-	1	-
Bamboo/Sawali/Cogon/Nipa	242	42	-	12	7	181	-	-	-
Makeshift/Salvaged/Improvised	43	8	-	-	-	13	22	-	-
Asbestos/Glass/Others	2	2	-	-	-	-	-	-	-
No Walls/Not Reported	-	-	-	-	-	-	-	-	-
Rosario									
Total	8,688	6,323	56	197	58	1,976	72	4	2
Concrete/Brick/Stone	2,452	2,290	21	9	2	127	3	-	-
Wood	1,963	1,379	14	17	35	505	11	2	-
Half Concrete/Brick/Stone & Half Wood	2,668	2,341	16	142	6	160	2	1	-
Galvanized Iron/Aluminum	50	27	1	9	5	8	-	-	-
Bamboo/Sawali/Cogon/Nipa	1,294	199	2	18	6	1,063	5	1	-
Makeshift/Salvaged/Improvised	242	77	-	2	4	111	46	-	2
Asbestos/Glass/Others	15	8	-	-	-	2	5	-	-
No Walls/Not Reported	4	2	2	-	-	-	-	-	-

1990 CENSUS OF POPULATION AND HOUSING

Table 3. Occupied Housing Units by Construction Materials of the Outer Walls and Roof and City/Municipality : 1990 - Continued

Construction Materials of the Outer Walls and City/Municipality	Total Occupied Housing Units	CONSTRUCTION MATERIALS OF THE ROOF							
		Galva- nized Iron/ Aluminum	Tile/ Concrete/ Clay Tile	Half Gal- vanized Iron and Half Concrete	Wood	Cogon/ Nipa/ Anahaw	Makeshift/ Salvaged/ Impro- vised	Asbestos/ Others	Not Reported
Silang									
Total	17,201	14,430	140	693	362	1,214	309	49	4
Concrete/Brick/Stone	6,178	6,063	61	37	2	12	1	2	-
Wood	3,965	3,415	38	54	301	130	15	12	-
Half Concrete/Brick/Stone & Half Wood	4,196	3,588	26	543	12	16	4	7	-
Galvanized Iron/Aluminum	140	103	1	12	13	7	4	-	-
Bamboo/Sawali/Cogon/Nipa	1,903	814	12	37	23	994	12	11	-
Makeshift/Salvaged/Improvised	762	421	-	8	8	48	265	8	4
Asbestos/Glass/Others	52	23	-	2	3	7	8	9	-
No Walls/Not Reported	5	3	2	-	-	-	-	-	-
Tagaytay City									
Total	4,253	3,327	90	317	198	256	58	7	-
Concrete/Brick/Stone	1,375	1,311	48	11	-	-	1	4	-
Wood	931	674	15	43	169	28	2	-	-
Half Concrete/Brick/Stone & Half Wood	1,217	953	22	228	9	4	1	-	-
Galvanized Iron/Aluminum	100	80	3	3	9	3	1	1	-
Bamboo/Sawali/Cogon/Nipa	440	181	2	22	9	198	28	2	-
Makeshift/Salvaged/Improvised	162	111	-	10	2	15	22	2	-
Asbestos/Glass/Others	13	9	-	-	-	1	3	-	-
No Walls/Not Reported	15	8	-	-	-	7	-	-	-
Tanza									
Total	11,445	7,939	210	470	151	2,563	65	44	3
Concrete/Brick/Stone	3,576	3,307	134	28	3	97	1	6	-
Wood	1,992	1,439	24	30	116	374	1	8	-
Half Concrete/Brick/Stone & Half Wood	3,092	2,468	40	372	11	195	2	4	-
Galvanized Iron/Aluminum	70	48	-	6	6	10	-	-	-
Bamboo/Sawali/Cogon/Nipa	2,457	572	10	32	15	1,803	8	17	-
Makeshift/Salvaged/Improvised	205	77	-	2	-	70	52	1	3
Asbestos/Glass/Others	50	27	2	-	-	13	1	7	-
No Walls/Not Reported	3	1	-	-	-	1	-	1	-
Ternate									
Total	2,248	1,681	11	32	19	502	3	-	-
Concrete/Brick/Stone	482	467	1	7	3	4	-	-	-
Wood	655	553	3	5	9	84	1	-	-
Half Concrete/Brick/Stone & Half Wood	507	474	6	10	1	16	-	-	-
Galvanized Iron/Aluminum	25	17	-	2	2	4	-	-	-
Bamboo/Sawali/Cogon/Nipa	556	157	1	8	4	384	2	-	-
Makeshift/Salvaged/Improvised	20	11	-	-	-	9	-	-	-
Asbestos/Glass/Others	2	1	-	-	-	1	-	-	-
No Walls/Not Reported	1	1	-	-	-	-	-	-	-
Trece Martires City									
Total	2,711	1,409	194	432	76	539	20	39	-
Concrete/Brick/Stone	904	721	126	54	-	2	-	1	-
Wood	322	217	6	28	48	21	1	1	-
Half Concrete/Brick/Stone & Half Wood	645	287	58	275	9	9	-	7	-
Galvanized Iron/Aluminum	17	10	-	3	1	2	-	1	-
Bamboo/Sawali/Cogon/Nipa	746	164	4	56	17	492	4	9	-
Makeshift/Salvaged/Improvised	23	4	-	1	1	3	12	2	-
Asbestos/Glass/Others	54	6	-	15	2	10	3	18	-
No Walls/Not Reported	-	-	-	-	-	-	-	-	-
Gen. Alvarez									
Total	11,651	10,209	81	636	314	213	174	19	5
Concrete/Brick/Stone	4,936	4,883	30	10	3	1	4	5	-
Wood	3,544	3,149	23	48	282	32	7	3	-
Half Concrete/Brick/Stone & Half Wood	2,024	1,413	26	564	9	3	9	-	-
Galvanized Iron/Aluminum	205	176	1	7	15	1	5	-	-
Bamboo/Sawali/Cogon/Nipa	273	125	1	2	2	135	3	5	-
Makeshift/Salvaged/Improvised	591	398	-	5	3	35	144	1	5
Asbestos/Glass/Others	76	63	-	-	-	6	2	5	-
No Walls/Not Reported	2	2	-	-	-	-	-	-	-

CAVITE

Table 4. Occupied Housing Units by Condition (State of Repair) of the Building, Year Built and City/Municipality: 1990

Year Built and City/Municipality	Total Occupied Housing Units	CONDITION (STATE OF REPAIR) OF THE BUILDING						
		Needs No Repair/ Needs Minor Repair	Needs Major Repair	Dilapidated/ Condemned	Under Renovation/ Being Repaired	Under Construction	Unfinished Construction	Not Reported
CAVITE								
Total	217,501	153,295	46,981	1,746	2,000	2,885	10,591	3
1986-1990	62,935	41,347	13,245	604	739	1,889	5,110	1
1981-1985	53,498	37,721	11,920	376	551	454	2,476	-
1971-1980	49,819	36,331	10,385	287	435	378	2,001	2
1961-1970	23,209	17,662	4,543	153	146	74	631	-
1951-1960	10,466	7,626	2,451	89	63	32	205	-
1950 or earlier	8,927	6,415	2,288	105	40	22	57	-
Not applicable	43	23	6	1	-	10	3	-
Don't know/Not reported	8,604	6,170	2,143	131	26	26	108	-
Alfonso								
Total	5,363	3,578	1,233	64	30	86	372	-
1986-1990	1,632	1,006	322	24	16	71	193	-
1981-1985	1,186	830	272	6	4	10	64	-
1971-1980	1,164	803	295	9	2	1	54	-
1961-1970	714	495	178	8	4	2	27	-
1951-1960	390	260	110	8	2	-	10	-
1950 or earlier	219	164	43	6	1	-	5	-
Not applicable	4	-	-	-	-	1	3	-
Don't know/Not reported	54	20	13	3	1	1	16	-
Amadeo								
Total	4,067	3,069	742	10	31	73	142	-
1986-1990	1,076	758	209	1	9	40	59	-
1981-1985	951	733	159	-	3	15	41	-
1971-1980	1,104	894	165	1	4	12	28	-
1961-1970	551	442	88	1	7	3	10	-
1951-1960	221	130	80	3	4	2	2	-
1950 or earlier	129	90	30	4	4	-	1	-
Not applicable	-	-	-	-	-	-	-	-
Don't know/Not reported	35	22	11	-	-	1	1	-
Bacoor								
Total	30,463	24,653	4,614	212	199	280	505	-
1986-1990	10,077	7,771	1,614	129	80	192	291	-
1981-1985	6,939	5,522	1,187	28	45	37	120	-
1971-1980	7,197	6,112	932	20	53	32	48	-
1961-1970	2,774	2,299	425	11	9	11	19	-
1951-1960	961	791	153	2	4	5	6	-
1950 or earlier	564	474	69	11	6	-	4	-
Not applicable	9	9	-	-	-	-	-	-
Don't know/Not reported	1,942	1,675	234	11	2	3	17	-
Carmona								
Total	5,377	3,446	1,294	20	70	66	481	-
1986-1990	2,166	1,255	487	12	39	54	319	-
1981-1985	1,254	868	278	4	12	8	84	-
1971-1980	987	664	244	3	12	3	61	-
1961-1970	484	341	129	-	4	-	10	-
1951-1960	207	134	62	1	3	1	6	-
1950 or earlier	204	139	65	-	-	-	-	-
Not applicable	-	-	-	-	-	-	-	-
Don't know/Not reported	75	45	29	-	-	-	1	-
Cavite City								
Total	18,518	13,985	3,937	416	41	41	98	-
1986-1990	2,777	2,038	544	127	13	24	31	-
1981-1985	2,337	1,826	412	66	3	3	27	-
1971-1980	3,358	2,612	637	79	5	8	17	-
1961-1970	3,250	2,554	634	45	11	1	5	-
1951-1960	1,970	1,495	454	17	2	1	1	-
1950 or earlier	2,502	1,804	669	24	1	3	1	-
Not applicable	5	1	4	-	-	-	-	-
Don't know/Not reported	2,319	1,655	583	58	6	1	16	-

1990 CENSUS OF POPULATION AND HOUSING

Table 4. Occupied Housing Units by Condition (State of Repair) of the Building, Year Built and City/Municipality: 1990 - Continued

Year Built and City/Municipality	Total Occupied Housing Units	CONDITION (STATE OF REPAIR) OF THE BUILDING						
		Needs No Repair/ Needs Minor Repair	Needs Major Repair	Dilapidated/ Condemned	Under Renovation/ Being Repaired	Under Construction	Unfinished Construction	Not Reported
Dasmariñas								
Total	24,344	16,153	5,927	101	252	393	1,518	-
1986-1990	6,873	4,414	1,309	39	90	237	784	-
1981-1985	10,044	6,828	2,656	39	88	93	340	-
1971-1980	5,901	3,730	1,670	14	61	59	367	-
1961-1970	801	631	139	4	4	2	21	-
1951-1960	357	262	80	3	6	2	4	-
1950 or earlier	139	110	26	2	1	-	-	-
Not applicable	3	3	-	-	-	-	-	-
Don't know/Not reported	226	175	47	-	2	-	2	-
General Emilio Aguinaldo								
Total	1,983	999	552	26	57	82	267	-
1986-1990	767	341	182	8	17	69	150	-
1981-1985	382	216	85	3	13	7	58	-
1971-1980	376	215	98	3	14	6	40	-
1961-1970	245	132	85	4	12	-	12	-
1951-1960	107	45	54	4	1	-	3	-
1950 or earlier	59	23	31	4	-	-	1	-
Not applicable	-	-	-	-	-	-	-	-
Don't know/Not reported	47	27	17	-	-	-	3	-
General Trias								
Total	10,181	6,870	2,579	48	103	157	424	-
1986-1990	3,478	2,076	920	15	51	133	283	-
1981-1985	2,397	1,704	567	15	27	12	72	-
1971-1980	1,996	1,470	470	6	7	8	35	-
1961-1970	1,235	903	299	4	12	-	17	-
1951-1960	453	302	132	2	3	-	14	-
1950 or earlier	474	307	155	5	2	3	2	-
Not applicable	1	-	-	-	-	1	-	-
Don't know/Not reported	147	108	36	1	1	-	1	-
Imus								
Total	18,391	15,052	2,387	124	122	167	538	1
1986-1990	5,167	4,134	603	36	39	114	240	1
1981-1985	4,370	3,670	524	31	29	14	102	-
1971-1980	3,993	3,255	561	27	24	17	109	-
1961-1970	2,217	1,856	281	10	12	10	48	-
1951-1960	1,101	929	130	14	7	3	18	-
1950 or earlier	995	785	181	4	11	4	10	-
Not applicable	7	3	-	-	-	4	-	-
Don't know/Not reported	541	420	107	2	-	1	11	-
Indang								
Total	7,359	4,287	1,633	68	52	84	1,235	-
1986-1990	2,293	1,204	479	22	20	68	500	-
1981-1985	1,724	1,034	321	12	7	5	345	-
1971-1980	1,421	911	260	12	6	5	227	-
1961-1970	803	526	239	5	11	1	101	-
1951-1960	583	337	188	6	4	4	44	-
1950 or earlier	407	250	133	7	3	1	13	-
Not applicable	1	1	-	-	-	-	-	-
Don't know/Not reported	47	24	13	4	1	-	5	-
Kawit								
Total	9,673	7,336	2,096	42	32	81	86	-
1986-1990	1,706	1,309	283	12	8	47	47	-
1981-1985	1,641	1,352	244	7	5	12	21	-
1971-1980	2,183	1,764	391	5	7	9	7	-
1961-1970	1,577	1,251	310	3	-	2	11	-
1951-1960	731	501	227	1	3	2	-	-
1950 or earlier	552	347	194	7	2	2	-	-
Not applicable	1	-	-	-	-	1	-	-
Don't know/Not reported	1,279	812	447	7	7	6	-	-

CAVITE

Table 4. Occupied Housing Units by Condition (State of Repair) of the Building, Year Built and City/Municipality: 1990 - Continued

Year Built and City/Municipality	Total Occupied Housing Units	CONDITION (STATE OF REPAIR) OF THE BUILDING						
		Needs No Repair/ Needs Minor Repair	Needs Major Repair	Dilapidated/ Condemned	Under Renovation/ Being Repaired	Under Construction	Unfinished Construction	Not Reported
Magallanes								
Total	2,297	1,242	785	5	50	83	132	-
1986-1990	1,031	454	398	3	31	65	90	-
1981-1985	448	265	141	1	7	7	27	-
1971-1980	374	245	100	1	7	8	13	-
1961-1970	239	154	80	-	3	-	2	-
1951-1960	102	64	35	-	1	2	-	-
1950 or earlier	45	29	15	-	-	1	-	-
Not applicable	-	-	-	-	-	-	-	-
Don't know/Not reported	58	31	26	-	1	-	-	-
Maragondon								
Total	4,400	2,993	1,145	10	29	56	167	-
1986-1990	1,708	1,049	463	3	12	51	130	-
1981-1985	1,015	658	312	4	13	3	25	-
1971-1980	826	648	166	1	3	1	7	-
1961-1970	390	321	64	-	1	1	3	-
1951-1960	198	139	56	2	-	-	1	-
1950 or earlier	202	128	73	-	-	-	1	-
Not applicable	-	-	-	-	-	-	-	-
Don't know/Not reported	61	50	11	-	-	-	-	-
Mendez-Nunez								
Total	3,324	2,464	509	39	18	24	270	-
1986-1990	733	502	106	8	3	19	95	-
1981-1985	599	458	59	6	4	2	70	-
1971-1980	730	557	100	2	4	3	64	-
1961-1970	544	430	80	7	2	-	25	-
1951-1960	347	268	58	10	2	-	9	-
1950 or earlier	272	199	68	3	2	-	-	-
Not applicable	-	-	-	-	-	-	-	-
Don't know/Not reported	99	50	38	3	1	-	7	-
Naic								
Total	9,636	5,786	3,138	83	91	168	370	-
1986-1990	3,317	1,710	1,263	24	30	105	185	-
1981-1985	2,294	1,508	654	18	22	28	64	-
1971-1980	1,819	1,173	554	11	13	17	51	-
1961-1970	1,005	663	269	7	17	8	41	-
1951-1960	402	240	133	4	8	2	15	-
1950 or earlier	385	255	120	7	-	1	2	-
Not applicable	4	2	2	-	-	-	-	-
Don't know/Not reported	410	235	143	12	1	7	12	-
Noveleta								
Total	3,928	3,129	742	8	29	4	16	-
1986-1990	1,051	746	257	5	24	4	15	-
1981-1985	938	785	146	1	5	-	1	-
1971-1980	807	671	135	1	-	-	-	-
1961-1970	510	429	81	-	-	-	-	-
1951-1960	280	232	48	-	-	-	-	-
1950 or earlier	268	205	62	1	-	-	-	-
Not applicable	-	-	-	-	-	-	-	-
Don't know/Not reported	74	61	13	-	-	-	-	-
Rosario								
Total	8,688	6,657	1,515	107	32	75	302	-
1986-1990	2,000	1,487	305	30	9	46	123	-
1981-1985	2,055	1,643	270	17	11	18	96	-
1971-1980	2,076	1,669	338	11	4	5	48	-
1961-1970	1,048	830	186	7	5	2	18	-
1951-1960	465	356	98	3	1	1	6	-
1950 or earlier	420	316	85	15	1	-	3	-
Not applicable	-	-	-	-	-	-	-	-
Don't know/Not reported	624	356	233	24	1	2	8	-

1990 CENSUS OF POPULATION AND HOUSING

Table 4. Occupied Housing Units by Condition (State of Repair) of the Building, Year Built and City/Municipality: 1990 - Continued

Year Built and City/Municipality	Total Occupied Housing Units	CONDITION (STATE OF REPAIR) OF THE BUILDING							Not Reported
		Needs No Repair/ Needs Minor Repair	Needs Major Repair	Dilapidated/ Condemned	Under Renovation/ Being Repaired	Under Construction	Unfinished Construction		
Silang									
Total	17,201	11,010	4,766	164	374	280	607	-	
1986-1990	5,610	3,457	1,501	53	115	183	301	-	
1981-1985	5,846	3,131	2,132	78	193	80	232	-	
1971-1980	3,155	2,452	600	10	34	4	55	-	
1961-1970	1,399	1,085	264	14	16	5	15	-	
1951-1960	567	426	139	7	10	2	3	-	
1950 or earlier	379	281	91	-	4	3	-	-	
Not applicable	5	4	-	-	-	1	-	-	
Don't know/Not reported	220	174	39	2	2	2	1	-	
Tagaytay City									
Total	4,253	1,852	940	23	26	54	1,358	-	
1986-1990	1,511	617	357	9	19	38	471	-	
1981-1985	989	447	236	8	4	2	292	-	
1971-1980	1,036	436	215	3	2	7	375	-	
1961-1970	445	193	80	3	1	4	164	-	
1951-1960	200	116	34	-	-	2	48	-	
1950 or earlier	53	36	12	-	-	1	4	-	
Not applicable	-	-	-	-	-	-	-	-	
Don't know/Not reported	17	7	6	-	-	-	4	-	
Tanza									
Total	11,445	8,456	2,113	77	81	158	560	-	
1986-1990	3,645	2,543	604	31	46	118	303	-	
1981-1985	2,679	1,997	495	16	13	16	142	-	
1971-1980	2,311	1,786	405	18	14	17	71	-	
1961-1970	1,418	1,119	260	4	4	2	29	-	
1951-1960	661	506	145	1	2	1	6	-	
1950 or earlier	496	354	129	5	2	1	7	-	
Not applicable	2	-	-	1	-	1	-	-	
Don't know/Not reported	231	151	75	1	-	2	2	-	
Ternate									
Total	2,248	1,268	450	2	4	107	417	-	
1986-1990	873	354	204	1	1	73	240	-	
1981-1985	573	339	104	1	2	16	111	-	
1971-1980	403	278	70	-	1	11	43	-	
1961-1970	235	173	44	-	-	4	14	-	
1951-1960	78	52	18	-	-	2	6	-	
1950 or earlier	65	52	9	-	-	1	3	-	
Not applicable	-	-	-	-	-	-	-	-	
Don't know/Not reported	21	20	1	-	-	-	-	-	
Trace Martires City									
Total	2,711	1,859	626	8	25	57	136	-	
1986-1990	1,257	794	289	1	19	49	105	-	
1981-1985	724	543	154	2	3	3	19	-	
1971-1980	399	299	83	1	3	5	8	-	
1961-1970	168	112	51	3	-	-	2	-	
1951-1960	43	31	9	1	-	-	2	-	
1950 or earlier	89	62	25	-	-	-	-	-	
Not applicable	-	-	-	-	-	-	-	-	
Don't know/Not reported	31	16	15	-	-	-	-	-	
Gen. Alvarez									
Total	11,651	7,151	3,258	89	252	309	590	2	
1986-1990	2,187	1,328	556	11	48	89	155	-	
1981-1985	2,113	1,364	512	13	38	63	123	-	
1971-1980	6,201	3,687	1,896	49	155	139	273	2	
1961-1970	1,077	723	277	13	11	16	37	-	
1951-1960	19	10	8	-	-	-	1	-	
1950 or earlier	7	3	3	-	-	1	-	-	
Not applicable	1	-	-	-	-	1	-	-	
Don't know/Not reported	46	36	6	3	-	-	1	-	

CAVITE

Table 5A. Occupied Housing Units by Type of Building and Number of Households in Each Housing Unit, Urban-Rural : 1990

Number of Households In Each Housing Unit and Area Classification	Total Occupied Housing Units	TYPE OF BUILDING						
		Single House	Duplex	Multi-unit Residential (3 Units or more)	Commercial/ Industrial/ Agricultural	Institu- tional Living Quarters	Other Housing Unit	Not Reported
CAVITE								
Total	217,501	190,693	13,914	12,334	367	35	83	75
One Household	213,820	188,176	13,232	11,861	362	34	80	75
Two Households	2,986	2,103	630	246	4	1	2	-
Three Households	516	329	35	150	1	-	1	-
Four Households	127	63	15	49	-	-	-	-
Five Households	32	13	2	17	-	-	-	-
Six Households or More	20	9	-	11	-	-	-	-
Mean Number of Households	1.021	1.016	1.054	1.068	1.016	1.029	1.048	1.000
URBAN								
Total	166,319	140,904	12,903	12,015	330	27	70	70
One Household	163,308	138,869	12,361	11,588	326	26	68	70
Two Households	2,406	1,673	494	232	4	1	2	-
Three Households	453	286	33	134	-	-	-	-
Four Households	110	56	14	40	-	-	-	-
Five Households	24	11	1	12	-	-	-	-
Six Households or More	18	9	-	9	-	-	-	-
Mean Number of Households	1.023	1.018	1.047	1.061	1.012	1.037	1.029	1.000
RURAL								
Total	51,182	49,789	1,011	319	37	8	13	5
One Household	50,512	49,307	871	273	36	8	12	5
Two Households	580	430	136	14	-	-	-	-
Three Households	63	43	2	16	1	-	1	-
Four Households	17	7	1	9	-	-	-	-
Five Households	8	2	1	5	-	-	-	-
Six Households or More	2	-	-	2	-	-	-	-
Mean Number of Households	1.016	1.011	1.145	1.326	1.054	1.000	1.154	1.000

1990 CENSUS OF POPULATION AND HOUSING

Table 5B. Occupied Housing Units by Type of Building, Number of Households in Each Housing Unit and City/Municipality : 1990

Number of Households In Each Housing Unit and City/Municipality	Total Occupied Housing Units	TYPE OF BUILDING						Other Housing Unit	Not Reported
		Single House	Duplex	Multi-unit Residential (3 Units or more)	Commercial/ Industrial/ Agricultural	Institu- tional Living Quarters			
CAVITE									
Total	217,501	190,693	13,914	12,334*	367	35	83	75	
One Household	213,820	188,176	13,232	11,861	362	34	80	75	
Two Households	2,986	2,103	630	246	4	1	2	-	
Three Households	516	329	35	150	1	-	1	-	
Four Households	127	63	15	49	-	-	-	-	
Five Households	32	13	2	17	-	-	-	-	
Six Households or More	20	9	-	11	-	-	-	-	
Mean Number of Households	1.021	1.016	1.054	1.068	1.016	1.029	1.048	1.000	
Alfonso									
Total	5,363	5,187	112	48	15	1	-	-	
One Household	5,297	5,138	102	41	15	1	-	-	
Two Households	59	47	9	3	-	-	-	-	
Three Households	4	1	1	2	-	-	-	-	
Four Households	3	1	-	2	-	-	-	-	
Five Households	-	-	-	-	-	-	-	-	
Six Households or More	-	-	-	-	-	-	-	-	
Mean Number of Households	1.014	1.010	1.098	1.271	1.000	1.000	-	-	
Amadeo									
Total	4,067	3,846	175	40	5	-	-	1	
One Household	4,009	3,813	153	38	4	-	-	1	
Two Households	52	30	22	1	-	-	-	-	
Three Households	5	3	-	1	-	-	-	-	
Four Households	1	-	-	1	-	-	-	-	
Five Households	-	-	-	-	-	-	-	-	
Six Households or More	-	-	-	-	-	-	-	-	
Mean Number of Households	1.016	1.009	1.126	1.125	1.400	-	-	1.000	
Bacoar									
Total	30,463	25,204	2,465	2,709	60	14	8	3	
One Household	30,105	24,951	2,404	2,658	59	13	7	3	
Two Households	280	187	57	33	1	1	1	-	
Three Households	62	45	3	14	-	-	-	-	
Four Households	9	6	1	2	-	-	-	-	
Five Households	4	4	-	-	-	-	-	-	
Six Households or More	3	1	-	2	-	-	-	-	
Mean Number of Households	1.015	1.013	1.027	1.029	1.017	1.071	1.125	1.000	
Carmona									
Total	5,377	4,816	186	366	8	-	1	-	
One Household	5,283	4,735	183	356	8	-	1	-	
Two Households	84	74	3	7	-	-	-	-	
Three Households	8	5	-	3	-	-	-	-	
Four Households	1	1	-	-	-	-	-	-	
Five Households	1	1	-	-	-	-	-	-	
Six Households or More	-	-	-	-	-	-	-	-	
Mean Number of Households	1.020	1.019	1.016	1.036	1.000	-	1.000	-	
Cavite City									
Total	18,518	13,679	1,823	2,922	81	4	9	-	
One Household	18,124	13,419	1,761	2,851	80	4	9	-	
Two Households	309	208	59	41	1	-	-	-	
Three Households	64	41	2	21	-	-	-	-	
Four Households	11	6	1	4	-	-	-	-	
Five Households	4	1	-	3	-	-	-	-	
Six Households or More	6	4	-	2	-	-	-	-	
Mean Number of Households	1.028	1.024	1.036	1.041	1.012	1.000	1.000	-	

> CAVITE

Table 5B. Occupied Housing Units by Type of Building, Number of Households in Each Housing Unit and City/Municipality : 1990 - Continued

Number of Households In Each Housing Unit and City/Municipality	Total Occupied Housing Units	TYPE OF BUILDING						
		Single House	Duplex	Multi-unit Residential (3 Units or more)	Commercial/ Industrial/ Agricultural	Institu- tional Living Quarters	Other Housing Unit	Not Reported
Dasmariñas								
Total	24,344	17,506	4,498	2,253	19	2	5	61
One Household	23,593	17,089	4,297	2,120	19	2	5	61
Two Households	582	327	174	81	-	-	-	-
Three Households	120	67	19	34	-	-	-	-
Four Households	39	19	7	13	-	-	-	-
Five Households	8	2	1	5	-	-	-	-
Six Households or More	2	2	-	-	-	-	-	-
Mean Number of Households	1.040	1.031	1.053	1.092	1.000	1.000	1.000	1.000
General Emilio Aguinaldo								
Total	1,983	1,843	117	22	-	1	-	-
One Household	1,970	1,832	115	22	-	1	-	-
Two Households	13	11	2	-	-	-	-	-
Three Households	-	-	-	-	-	-	-	-
Four Households	-	-	-	-	-	-	-	-
Five Households	-	-	-	-	-	-	-	-
Six Households or More	-	-	-	-	-	-	-	-
Mean Number of Households	1.007	1.006	1.017	1.000	-	1.000	-	-
General Trias								
Total	10,181	9,817	252	99	11	2	-	-
One Household	10,067	9,736	228	90	11	2	-	-
Two Households	101	72	24	5	-	-	-	-
Three Households	13	9	-	4	-	-	-	-
Four Households	-	-	-	-	-	-	-	-
Five Households	-	-	-	-	-	-	-	-
Six Households or More	-	-	-	-	-	-	-	-
Mean Number of Households	1.012	1.009	1.095	1.131	1.000	1.000	-	-
Imus								
Total	18,391	15,649	1,042	1,626	51	1	22	-
One Household	18,194	15,530	1,001	1,590	50	1	22	-
Two Households	155	103	37	14	1	-	-	-
Three Households	29	13	3	13	-	-	-	-
Four Households	10	2	1	7	-	-	-	-
Five Households	1	-	-	1	-	-	-	-
Six Households or More	2	1	-	1	-	-	-	-
Mean Number of Households	1.014	1.009	1.044	1.043	1.020	1.000	1.000	-
Indang								
Total	7,359	7,006	211	132	9	-	1	-
One Household	7,259	6,924	203	122	9	-	1	-
Two Households	76	63	8	5	-	-	-	-
Three Households	20	16	-	4	-	-	-	-
Four Households	3	2	-	1	-	-	-	-
Five Households	1	1	-	-	-	-	-	-
Six Households or More	-	-	-	-	-	-	-	-
Mean Number of Households	1.018	1.015	1.038	1.121	1.000	-	1.000	-
Kawit								
Total	9,673	7,945	806	894	20	5	2	1
One Household	9,589	7,892	788	882	19	5	2	1
Two Households	74	53	17	8	1	-	-	-
Three Households	10	5	1	4	-	-	-	-
Four Households	-	-	-	-	-	-	-	-
Five Households	-	-	-	-	-	-	-	-
Six Households or More	-	-	-	-	-	-	-	-
Mean Number of Households	1.010	1.007	1.024	1.018	1.050	1.000	1.000	1.000

1990 CENSUS OF POPULATION AND HOUSING

Table 5B. Occupied Housing Units by Type of Building, Number of Households in Each Housing Unit and City/Municipality : 1990 - Continued

Number of Households In Each Housing Unit and City/Municipality	Total Occupied Housing Units	T Y P E , O F B U I L D I N G						Other Housing Unit	Not Reported
		Single House	Duplex	Multi-unit Residential (3 Units or more)	Commercial/ Industrial/ Agricultural	Institu- tional - Living Quarters			
Magallanes									
Total	2,297	2,214	34	16	2	-	1	-	
One Household	2,267	2,234	34	16	2	-	1	-	
Two Households	10	10	-	-	-	-	-	-	
Three Households	-	-	-	-	-	-	-	-	
Four Households	-	-	-	-	-	-	-	-	
Five Households	-	-	-	-	-	-	-	-	
Six Households or More	-	-	-	-	-	-	-	-	
Mean Number of Households	1.004	1.004	1.000	1.000	1.000	-	1.000	-	
Maragondon									
Total	4,400	4,314	59	24	-	1	2	-	
One Household	4,341	4,261	53	24	-	1	2	-	
Two Households	57	52	5	-	-	-	-	-	
Three Households	-	-	-	-	-	-	-	-	
Four Households	1	1	-	-	-	-	-	-	
Five Households	1	-	1	-	-	-	-	-	
Six Households or More	-	-	-	-	-	-	-	-	
Mean Number of Households	1.015	1.013	1.153	1.000	-	1.000	1.000	-	
Mendez-Nunez									
Total	3,324	3,176	105	37	6	-	-	-	
One Household	3,274	3,141	92	35	6	-	-	-	
Two Households	46	31	13	2	-	-	-	-	
Three Households	4	4	-	-	-	-	-	-	
Four Households	-	-	-	-	-	-	-	-	
Five Households	-	-	-	-	-	-	-	-	
Six Households or More	-	-	-	-	-	-	-	-	
Mean Number of Households	1.016	1.012	1.124	1.054	1.000	-	-	-	
Naic									
Total	9,636	9,253	225	133	22	1	2	-	
One Household	9,358	9,021	193	120	22	1	1	-	
Two Households	230	196	30	4	-	-	-	-	
Three Households	44	32	2	9	-	-	1	-	
Four Households	4	4	-	-	-	-	-	-	
Five Households	-	-	-	-	-	-	-	-	
Six Households or More	-	-	-	-	-	-	-	-	
Mean Number of Households	1.034	1.029	1.151	1.165	1.000	1.000	2.000	-	
Noveleta									
Total	3,928	3,531	294	100	2	-	1	-	
One Household	3,870	3,495	278	94	2	-	1	-	
Two Households	41	26	12	3	-	-	-	-	
Three Households	9	6	1	2	-	-	-	-	
Four Households	7	4	3	-	-	-	-	-	
Five Households	1	-	-	1	-	-	-	-	
Six Households or More	-	-	-	-	-	-	-	-	
Mean Number of Households	1.021	1.014	1.078	1.110	1.000	-	1.000	-	
Rosario									
Total	8,688	8,165	284	227	6	-	6	-	
One Household	8,472	7,988	276	197	6	-	5	-	
Two Households	157	140	7	9	-	-	1	-	
Three Households	42	31	-	11	-	-	-	-	
Four Households	10	3	1	6	-	-	-	-	
Five Households	3	2	-	1	-	-	-	-	
Six Households or More	4	1	-	3	-	-	-	-	
Mean Number of Households	1.036	1.027	1.035	1.344	1.000	-	1.167	-	

CAVITE

Table 5B. Occupied Housing Units by Type of Building, Number of Households in Each Housing Unit and City/Municipality : 1990 - Continued

Number of Households In Each Housing Unit and City/Municipality	Total Occupied Housing Units	TYPE OF BUILDING						
		Single House	Duplex	Multi-unit Residential (3 Units or more)	Commercial/ Industrial/ Agricultural	Institu- tional Living Quarters	Other Housing Unit	Not Reported
Silang								
Total	17,201	16,619	353	204	16	1	4	4
One Household	17,011	16,486	316	184	16	1	4	4
Two Households	166	120	36	10	-	-	-	-
Three Households	18	8	1	9	-	-	-	-
Four Households	5	4	-	1	-	-	-	-
Five Households	1	1	-	-	-	-	-	-
Six Households or More	-	-	-	-	-	-	-	-
Mean Number of Households	1.013	1.009	1.108	1.152	1.000	1.000	1.000	1.000
Tagaytay City								
Total	4,253	4,148	62	35	4	1	1	2
One Household	4,229	4,130	57	34	4	1	1	2
Two Households	21	17	4	-	-	-	-	-
Three Households	3	1	1	1	-	-	-	-
Four Households	-	-	-	-	-	-	-	-
Five Households	-	-	-	-	-	-	-	-
Six Households or More	-	-	-	-	-	-	-	-
Mean Number of Households	1.006	1.005	1.097	1.057	1.000	1.000	1.000	1.000
Tanza								
Total	11,445	10,744	434	247	12	1	5	2
One Household	11,150	10,573	348	209	12	1	5	2
Two Households	233	142	84	7	-	-	-	-
Three Households	36	23	1	12	-	-	-	-
Four Households	16	5	1	10	-	-	-	-
Five Households	7	1	-	6	-	-	-	-
Six Households or More	3	-	-	3	-	-	-	-
Mean Number of Households	1.035	1.019	1.205	1.413	1.000	1.000	1.000	1.000
Ternate								
Total	2,248	2,067	122	52	7	-	-	-
One Household	2,214	2,049	109	49	7	-	-	-
Two Households	26	12	13	1	-	-	-	-
Three Households	7	5	-	2	-	-	-	-
Four Households	1	1	-	-	-	-	-	-
Five Households	-	-	-	-	-	-	-	-
Six Households or More	-	-	-	-	-	-	-	-
Mean Number of Households	1.019	1.012	1.107	1.096	1.000	-	-	-
Trece Martires City								
Total	2,711	2,610	53	32	10	-	5	1
One Household	2,699	2,600	51	32	10	-	5	1
Two Households	12	10	2	-	-	-	-	-
Three Households	-	-	-	-	-	-	-	-
Four Households	-	-	-	-	-	-	-	-
Five Households	-	-	-	-	-	-	-	-
Six Households or More	-	-	-	-	-	-	-	-
Mean Number of Households	1.004	1.004	1.038	1.000	1.000	-	1.000	1.000
Gen. Alvarez								
Total	11,651	11,324	202	116	1	-	8	-
One Household	11,425	11,129	190	97	1	-	8	-
Two Households	202	177	12	13	-	-	-	-
Three Households	18	14	-	4	-	-	-	-
Four Households	6	4	-	2	-	-	-	-
Five Households	-	-	-	-	-	-	-	-
Six Households or More	-	-	-	-	-	-	-	-
Mean Number of Households	1.022	1.019	1.059	1.233	1.000	-	1.000	-

1990 CENSUS OF POPULATION AND HOUSING

Table 6A. Occupied Housing Units by Floor Area and Number of Occupants in Each Housing Unit, Urban-Rural : 1990

Number of Occupants in Each Housing Unit and Area Classification	Total Occupied Housing Units	FLOOR AREA OF THE HOUSING UNIT (in sq. meters)								Not Reported
		Less Than 10	10-19	20-29	30-49	50-69	70-89	90-119	120 and Over	
CAVITE										
Total	217,501	30,208	39,315	38,347	41,119	25,546	15,255	12,238	15,472	1
One Occupant	5,361	1,034	1,060	816	865	566	329	256	435	-
Two Occupants	15,101	2,710	3,007	2,617	2,477	1,549	947	743	1,051	-
Three Occupants	26,854	4,756	5,275	4,700	4,736	2,693	1,667	1,316	1,711	-
Four Occupants	39,731	6,066	7,508	7,108	7,499	4,440	2,554	2,086	2,470	-
Five Occupants	41,709	5,520	7,696	7,297	8,097	5,070	2,886	2,306	2,836	1
Six Occupants	33,303	4,155	5,720	6,050	6,624	3,978	2,402	1,995	2,379	-
Seven Occupants	22,194	2,605	3,755	3,876	4,322	2,832	1,777	1,365	1,662	-
Eight Occupants	15,809	1,764	2,553	2,769	3,088	2,057	1,218	1,032	1,328	-
Nine Occupants	6,726	626	1,144	1,199	1,338	890	548	402	579	-
Ten Occupants or More	10,713	972	1,597	1,915	2,073	1,471	927	737	1,021	-
Mean Number of Occupants	5.288	4.860	5.117	5.312	5.375	5.484	5.521	5.525	5.521	5.000
URBAN										
Total	166,319	23,377	28,071	26,659	31,250	20,687	12,717	10,648	12,909	1
One Occupant	4,096	774	709	578	683	463	282	221	386	-
Two Occupants	11,705	2,094	2,153	1,873	1,917	1,276	808	661	923	-
Three Occupants	20,832	3,661	3,788	3,407	3,731	2,238	1,421	1,139	1,447	-
Four Occupants	30,771	4,676	5,420	5,057	5,870	3,677	2,180	1,842	2,049	-
Five Occupants	32,075	4,303	5,480	5,130	6,268	4,114	2,417	2,016	2,346	1
Six Occupants	25,238	3,211	4,011	4,164	4,956	3,211	1,965	1,748	1,972	-
Seven Occupants	16,616	2,025	2,633	2,554	3,153	2,236	1,468	1,157	1,390	-
Eight Occupants	11,985	1,381	1,872	1,852	2,276	1,629	997	889	1,089	-
Nine Occupants	4,909	475	804	781	929	697	430	338	455	-
Ten Occupants or More	8,092	777	1,201	1,263	1,467	1,146	749	637	852	-
Mean Number of Occupants	5.266	4.878	5.136	5.249	5.308	5.444	5.479	5.506	5.487	5.000
RURAL										
Total	51,182	6,831	11,244	11,688	9,869	4,859	2,538	1,590	2,563	-
One Occupant	1,265	260	351	238	182	103	47	35	49	-
Two Occupants	3,396	616	854	744	560	273	139	82	128	-
Three Occupants	6,022	1,095	1,487	1,293	1,005	455	246	177	264	-
Four Occupants	8,960	1,390	2,088	2,051	1,629	763	374	244	421	-
Five Occupants	9,634	1,217	2,216	2,167	1,829	956	469	290	490	-
Six Occupants	8,065	944	1,709	1,886	1,666	767	437	247	407	-
Seven Occupants	5,576	580	1,122	1,322	1,169	596	309	208	272	-
Eight Occupants	3,824	383	681	917	812	428	221	143	239	-
Nine Occupants	1,817	151	340	418	409	193	118	64	124	-
Ten Occupants or More	2,621	195	396	652	606	325	178	100	169	-
Mean Number of Occupants	5.359	4.798	5.070	5.454	5.589	5.655	5.734	5.646	5.689	-

CAVITE

Table 68. Occupied Housing Units by Floor Area, Number of Occupants in Each Housing Unit and City/Municipality : 1990

Number of Occupants in Each Housing Unit and City/Municipality	Total Occupied Housing Units	FLOOR AREA OF THE HOUSING UNIT (in sq. meters)								Not Reported
		Less Than 10	10-19	20-29	30-49	50-69	70-89	90-119	120 and Over	
CAVITE										
Total	217,501	30,208	39,315	38,347	41,119	25,546	15,255	12,238	15,472	1
One Occupant	5,361	1,034	1,060	816	865	566	329	256	435	-
Two Occupants	15,101	2,710	3,007	2,617	2,477	1,549	947	743	1,051	-
Three Occupants	26,854	4,756	5,275	4,700	4,736	2,693	1,667	1,316	1,711	-
Four Occupants	39,731	6,066	7,508	7,108	7,499	4,440	2,554	2,086	2,470	-
Five Occupants	41,709	5,520	7,696	7,297	8,097	5,070	2,886	2,306	2,836	1
Six Occupants	33,303	4,155	5,720	6,050	6,624	3,978	2,402	1,995	2,379	-
Seven Occupants	22,194	2,605	3,755	3,876	4,322	2,832	1,777	1,365	1,662	-
Eight Occupants	15,809	1,764	2,553	2,769	3,088	2,057	1,218	1,032	1,328	-
Nine Occupants	6,726	626	1,144	1,199	1,338	890	548	402	579	-
Ten Occupants or More	10,713	972	1,597	1,915	2,073	1,471	927	737	1,021	-
Mean Number of Occupants	5.288	4.860	5.117	5.312	5.375	5.484	5.521	5.525	5.521	5.000
Alfonso										
Total	5,363	409	1,045	1,557	1,376	630	259	61	26	-
One Occupant	200	20	47	66	36	23	7	1	-	-
Two Occupants	409	39	81	108	102	49	25	4	1	-
Three Occupants	571	69	116	165	135	56	20	8	2	-
Four Occupants	841	74	168	251	215	90	29	12	2	-
Five Occupants	1,025	60	226	310	249	122	46	6	6	-
Six Occupants	790	63	141	225	212	88	51	7	3	-
Seven Occupants	594	40	107	160	175	74	26	8	4	-
Eight Occupants	404	19	70	127	91	62	27	4	4	-
Nine Occupants	186	11	38	54	51	18	9	3	2	-
Ten Occupants or More	343	14	51	91	110	48	19	8	2	-
Mean Number of Occupants	5.392	4.829	5.175	5.367	5.579	5.587	5.633	5.869	6.231	-
Amsdgo										
Total	4,067	409	732	802	956	571	305	157	135	-
One Occupant	106	15	30	25	20	8	3	5	-	-
Two Occupants	256	26	47	60	47	41	18	6	11	-
Three Occupants	520	69	99	97	115	66	34	19	21	-
Four Occupants	813	102	158	161	189	100	50	34	19	-
Five Occupants	828	68	152	159	212	124	64	23	26	-
Six Occupants	617	66	111	112	151	87	50	24	16	-
Seven Occupants	392	27	63	81	90	65	27	20	19	-
Eight Occupants	238	11	31	52	55	39	26	13	11	-
Nine Occupants	127	11	19	21	41	15	12	5	3	-
Ten Occupants or More	170	14	22	34	36	26	21	8	9	-
Mean Number of Occupants	5.167	4.775	4.906	5.116	5.267	5.276	5.643	5.471	5.459	-
Bacoob										
Total	30,463	2,955	4,216	4,474	7,185	5,548	2,438	1,615	2,032	-
One Occupant	575	76	75	74	140	92	46	26	46	-
Two Occupants	2,064	268	344	361	441	309	132	93	116	-
Three Occupants	3,776	464	612	608	876	573	269	178	196	-
Four Occupants	5,896	636	849	930	1,418	1,048	410	301	304	-
Five Occupants	5,994	523	836	846	1,509	1,121	477	295	387	-
Six Occupants	4,752	431	576	649	1,186	919	392	253	346	-
Seven Occupants	3,069	244	385	409	693	608	298	207	225	-
Eight Occupants	2,301	176	282	338	498	470	197	130	210	-
Nine Occupants	764	59	105	91	154	155	80	50	70	-
Ten Occupants or More	1,272	78	152	168	270	253	137	82	132	-
Mean Number of Occupants	5.240	4.832	5.050	5.104	5.190	5.432	5.510	5.458	5.680	-

1990 CENSUS OF POPULATION AND HOUSING

Table 68. Occupied Housing Units by Floor Area, Number of Occupants in Each Housing Unit and City/Municipality : 1990 - Continued

Number of Occupants in Each Housing Unit and City/Municipality	Total Occupied Housing Units	FLOOR AREA OF THE HOUSING UNIT (in sq. meters)								Not Reported
		Less Than 10	10-19	20-29	30-49	50-69	70-89	90-119	120 and Over	
Carmona										
Total	5,377	577	867	787	656	524	559	579	828	-
One Occupant	136	22	27	21	9	23	11	8	15	-
Two Occupants	390	57	77	60	51	41	35	36	33	-
Three Occupants	725	109	156	118	73	53	58	57	101	-
Four Occupants	978	121	176	147	123	97	87	100	127	-
Five Occupants	1,014	93	164	155	122	92	128	118	142	-
Six Occupants	792	74	96	108	112	67	92	105	138	-
Seven Occupants	502	43	63	63	58	58	65	54	98	-
Eight Occupants	374	31	52	43	43	51	39	43	72	-
Nine Occupants	180	13	27	33	31	11	14	21	30	-
Ten Occupants or More	286	14	29	39	34	31	30	37	72	-
Mean Number of Occupants	5.251	4.648	4.806	5.136	5.348	5.323	5.431	5.523	5.809	-
Cavite City										
Total	18,518	3,074	3,591	2,670	2,863	1,808	1,250	1,239	2,023	-
One Occupant	587	126	112	73	89	56	41	31	59	-
Two Occupants	1,644	383	309	227	216	153	109	84	163	-
Three Occupants	2,727	588	549	391	409	230	174	158	228	-
Four Occupants	3,766	658	792	517	602	324	251	257	365	-
Five Occupants	3,575	554	699	533	551	373	230	242	393	-
Six Occupants	2,471	345	464	379	392	262	171	175	283	-
Seven Occupants	1,529	189	276	210	255	163	119	112	205	-
Eight Occupants	1,021	109	177	152	169	107	72	83	152	-
Nine Occupants	460	42	86	70	76	52	38	35	61	-
Ten Occupants or More	738	80	127	118	104	88	45	62	114	-
Mean Number of Occupants	4.940	4.449	4.856	5.020	4.988	5.142	5.010	5.189	5.287	-
Dasmariñas										
Total	24,344	5,035	4,020	3,791	3,767	2,599	1,833	2,138	1,161	-
One Occupant	424	105	74	53	69	34	30	29	30	-
Two Occupants	1,403	335	282	211	197	115	78	94	91	-
Three Occupants	2,679	622	455	415	385	282	173	203	144	-
Four Occupants	4,102	898	681	638	668	427	280	325	185	-
Five Occupants	4,610	970	744	713	764	481	302	433	203	-
Six Occupants	3,838	785	608	633	601	401	287	339	184	-
Seven Occupants	2,747	580	416	432	422	300	234	265	98	-
Eight Occupants	2,083	386	341	314	303	245	180	214	100	-
Nine Occupants	844	120	156	129	124	106	90	70	49	-
Ten Occupants or More	1,614	234	263	253	234	208	179	166	77	-
Mean Number of Occupants	5.607	5.328	5.546	5.626	5.557	5.798	6.071	5.855	5.499	-
General Emilio Aguinaldo										
Total	1,983	63	207	334	577	340	188	129	145	-
One Occupant	68	4	14	13	18	4	5	4	6	-
Two Occupants	126	7	17	29	35	23	13	8	3	-
Three Occupants	239	7	34	44	73	38	14	14	15	-
Four Occupants	291	11	36	63	86	41	24	12	18	-
Five Occupants	308	13	27	44	84	57	36	23	24	-
Six Occupants	312	10	31	56	89	60	24	25	17	-
Seven Occupants	255	6	16	35	77	52	31	16	22	-
Eight Occupants	172	3	14	23	53	29	18	13	19	-
Nine Occupants	83	1	7	20	22	11	9	5	8	-
Ten Occupants or More	129	1	11	16	40	25	14	9	13	-
Mean Number of Occupants	5.524	4.651	4.928	5.326	5.567	5.753	5.755	5.744	6.007	-

CAVITE

Table 6B. Occupied Housing Units by Floor Area, Number of Occupants in Each Housing Unit and City/Municipality : 1990 - Continued

Number of Occupants in Each Housing Unit and City/Municipality	Total Occupied Housing Units	FLOOR AREA OF THE HOUSING UNIT (in sq. meters)								Not Reported
		Less Than 10	10-19	20-29	30-49	50-69	70-89	90-119	120 and Over	
General Trias										
Total	10,181	1,164	1,857	1,872	2,064	1,097	652	526	949	-
One Occupant	233	54	51	37	25	25	12	10	19	-
Two Occupants	671	120	146	118	111	60	37	27	52	-
Three Occupants	1,345	257	289	229	227	97	64	65	117	-
Four Occupants	1,962	253	374	372	386	203	113	101	160	-
Five Occupants	1,937	199	381	350	416	203	113	104	171	-
Six Occupants	1,597	126	248	339	344	198	99	88	155	-
Seven Occupants	1,039	81	174	199	233	131	80	47	94	-
Eight Occupants	644	44	93	96	146	84	56	43	82	-
Nine Occupants	348	19	47	64	82	35	35	13	53	-
Ten Occupants or More	405	11	54	68	94	61	43	28	46	-
Mean Number of Occupants	5.190	4.324	4.899	5.201	5.423	5.515	5.643	5.365	5.513	-
Imus										
Total	18,391	1,411	2,155	3,088	4,186	2,771	1,686	1,149	1,945	-
One Occupant	590	75	104	85	111	81	37	36	61	-
Two Occupants	1,401	128	190	242	297	213	112	84	135	-
Three Occupants	2,533	225	336	456	573	341	215	131	256	-
Four Occupants	3,677	304	434	655	851	545	337	198	353	-
Five Occupants	3,633	261	418	580	863	560	345	224	382	-
Six Occupants	2,750	187	289	477	646	416	254	200	281	-
Seven Occupants	1,649	105	172	261	382	252	175	109	193	-
Eight Occupants	1,136	66	113	171	279	180	108	84	135	-
Nine Occupants	376	30	41	52	59	74	42	34	44	-
Ten Occupants or More	646	30	58	109	125	109	61	49	105	-
Mean Number of Occupants	4.996	4.634	4.748	4.934	4.993	5.100	5.144	5.253	5.207	-
Indang										
Total	7,359	1,067	1,336	1,550	1,228	809	470	378	521	-
One Occupant	216	40	45	47	35	21	8	9	11	-
Two Occupants	547	95	123	119	83	43	24	25	35	-
Three Occupants	816	156	158	172	133	75	52	30	40	-
Four Occupants	1,295	202	219	277	215	149	78	64	91	-
Five Occupants	1,379	189	253	292	224	163	84	72	102	-
Six Occupants	1,164	147	207	253	214	130	74	58	81	-
Seven Occupants	751	95	127	143	132	91	58	49	56	-
Eight Occupants	538	69	93	114	84	64	33	38	43	-
Nine Occupants	254	32	44	59	36	26	19	11	27	-
Ten Occupants or More	399	42	67	74	72	47	40	22	35	-
Mean Number of Occupants	5.330	4.983	5.189	5.270	5.368	5.496	5.721	5.632	5.668	-
Kawit										
Total	9,673	1,083	2,086	1,557	1,386	920	845	839	957	-
One Occupant	293	48	42	36	31	34	26	26	48	-
Two Occupants	855	116	196	121	83	79	84	78	98	-
Three Occupants	1,355	208	305	216	191	112	91	104	128	-
Four Occupants	1,865	210	435	308	282	171	164	140	155	-
Five Occupants	1,931	190	418	326	289	184	181	171	172	-
Six Occupants	1,365	140	284	222	205	130	119	137	128	-
Seven Occupants	906	81	190	153	134	94	80	78	96	-
Eight Occupants	604	43	141	92	92	61	53	52	70	-
Nine Occupants	202	19	28	37	37	22	18	19	22	-
Ten Occupants or More	297	28	47	44	42	33	29	34	40	-
Mean Number of Occupants	4.937	4.560	4.857	4.977	5.093	5.034	4.988	5.070	4.992	-

1990 CENSUS OF POPULATION AND HOUSING

Table 6B. Occupied Housing Units by Floor Area, Number of Occupants in Each Housing Unit and City/Municipality : 1990 - Continued

Number of Occupants in Each Housing Unit and City/Municipality	Total Occupied Housing Units	FLOOR AREA OF THE HOUSING UNIT (in sq. meters)								Not Reported
		Less Than 10	10-19	20-29	30-49	50-69	70-89	90-119	120 and Over	
Magallanes										
Total	2,297	144	428	591	521	232	146	80	155	-
One Occupant	89	10	27	19	21	5	4	-	3	-
Two Occupants	162	14	32	41	30	21	6	3	15	-
Three Occupants	260	17	62	76	53	14	13	8	17	-
Four Occupants	356	29	71	101	67	33	20	19	16	-
Five Occupants	346	19	68	96	66	42	23	8	24	-
Six Occupants	366	21	76	83	75	38	29	14	30	-
Seven Occupants	276	13	33	81	71	24	24	10	20	-
Eight Occupants	192	11	33	40	53	19	9	8	19	-
Nine Occupants	108	4	12	21	36	16	8	5	6	-
Ten Occupants or More	142	6	14	33	49	20	10	5	5	-
Mean Number of Occupants	5.464	4.889	4.939	5.313	5.919	5.819	5.767	5.838	5.477	-
Maragondon										
Total	4,400	684	1,153	1,108	811	296	152	96	100	-
One Occupant	145	29	40	25	22	12	6	7	4	-
Two Occupants	368	60	112	86	65	22	10	6	7	-
Three Occupants	536	97	173	123	75	22	16	14	18	-
Four Occupants	744	135	204	184	114	56	25	12	14	-
Five Occupants	815	133	212	196	157	63	25	18	19	-
Six Occupants	652	96	173	150	122	49	32	17	13	-
Seven Occupants	501	65	115	143	107	34	18	10	9	-
Eight Occupants	297	39	66	83	70	16	8	4	9	-
Nine Occupants	151	11	30	55	31	15	3	3	3	-
Ten Occupants or More	189	19	28	61	46	17	9	5	4	-
Mean Number of Occupants	5.184	4.816	4.861	5.135	5.529	5.348	5.421	5.031	5.140	-
Mendez-Nunez										
Total	3,324	272	259	475	798	649	403	267	201	-
One Occupant	100	11	6	14	17	22	14	7	9	-
Two Occupants	225	9	12	38	54	48	28	18	18	-
Three Occupants	391	48	33	56	79	78	45	32	20	-
Four Occupants	578	54	52	90	140	99	66	50	27	-
Five Occupants	669	65	59	92	156	126	99	40	32	-
Six Occupants	508	44	39	79	115	91	55	53	32	-
Seven Occupants	336	25	23	41	87	70	45	24	21	-
Eight Occupants	225	8	13	31	61	51	23	24	14	-
Nine Occupants	113	4	6	14	37	22	10	5	15	-
Ten Occupants or More	179	4	16	20	52	42	18	14	13	-
Mean Number of Occupants	5.310	4.787	5.259	5.162	5.548	5.376	5.201	5.322	5.507	-
Naic										
Total	9,636	1,990	2,360	1,793	1,198	738	447	330	780	-
One Occupant	258	69	65	42	26	13	9	12	22	-
Two Occupants	672	211	175	99	58	40	25	21	43	-
Three Occupants	1,097	299	259	166	126	84	51	38	74	-
Four Occupants	1,656	383	430	319	192	96	75	39	122	-
Five Occupants	1,819	346	494	321	213	170	68	63	144	-
Six Occupants	1,560	273	373	314	237	116	71	54	122	-
Seven Occupants	1,046	177	242	193	142	93	59	47	93	-
Eight Occupants	677	117	155	144	85	55	35	25	61	-
Nine Occupants	366	50	71	80	60	28	29	11	37	-
Ten Occupants or More	485	65	96	115	59	43	25	20	62	-
Mean Number of Occupants	5.351	4.847	5.212	5.617	5.563	5.556	5.604	5.542	5.700	-

CAVITE

Table 68. Occupied Housing Units by Floor Area, Number of Occupants in Each Housing Unit and City/Municipality : 1990 - Continued

Number of Occupants in Each Housing Unit and City/Municipality	Total Occupied Housing Units	FLOOR AREA OF THE HOUSING UNIT (in sq. meters)								Not Reported
		Less Than 10	10-19	20-29	30-49	50-69	70-89	90-119	120 and Over	
Novaleta										
Total	3,926	442	663	604	526	480	331	353	729	-
One Occupant	76	13	12	11	8	6	5	4	17	-
Two Occupants	271	31	39	31	34	31	30	19	56	-
Three Occupants	527	93	83	66	69	52	38	42	84	-
Four Occupants	763	94	113	106	100	92	59	71	128	-
Five Occupants	767	89	123	104	109	96	62	54	130	-
Six Occupants	608	52	82	80	87	73	65	66	103	-
Seven Occupants	396	31	53	44	60	54	36	32	86	-
Eight Occupants	237	17	25	32	29	35	13	33	53	-
Nine Occupants	107	11	14	13	13	14	7	12	23	-
Ten Occupants or More	176	11	19	17	17	27	16	20	49	-
Mean Number of Occupants	5.196	4.692	4.984	5.107	5.202	5.440	5.211	5.507	5.403	-
Rosario										
Total	8,688	1,638	1,757	1,512	1,444	995	460	391	491	-
One Occupant	214	59	37	22	26	21	7	12	30	-
Two Occupants	624	165	119	106	78	59	25	34	38	-
Three Occupants	1,164	308	260	190	160	97	44	40	65	-
Four Occupants	1,620	338	346	303	237	187	78	71	65	-
Five Occupants	1,680	311	376	297	273	181	79	82	81	-
Six Occupants	1,317	204	240	243	256	150	84	59	81	-
Seven Occupants	789	104	161	128	162	105	55	31	43	-
Eight Occupants	582	80	102	97	113	90	35	26	39	-
Nine Occupants	283	27	52	51	59	45	14	14	21	-
Ten Occupants or More	415	42	64	75	80	65	39	22	28	-
Mean Number of Occupants	5.224	4.622	5.067	5.288	5.558	5.611	5.796	5.294	5.242	-
Silang										
Total	17,201	2,417	4,195	3,904	2,904	1,564	942	553	721	1
One Occupant	328	73	95	50	44	29	15	5	17	-
Two Occupants	1,021	189	269	197	154	85	51	35	41	-
Three Occupants	1,915	364	488	425	298	153	95	48	43	-
Four Occupants	3,055	532	798	660	479	261	141	87	107	-
Five Occupants	3,370	455	831	803	586	313	165	106	128	1
Six Occupants	2,749	343	668	632	504	233	154	89	126	-
Seven Occupants	1,915	213	472	445	319	169	124	63	90	-
Eight Occupants	1,339	136	290	312	251	117	110	56	67	-
Nine Occupants	605	35	136	148	125	67	38	22	34	-
Ten Occupants or More	904	77	158	232	161	117	49	42	68	-
Mean Number of Occupants	5.444	4.873	5.260	5.575	5.585	5.694	5.703	5.792	6.000	5.000
Tagaytay City										
Total	4,253	602	883	870	739	358	242	120	239	-
One Occupant	189	25	19	13	12	12	12	5	11	-
Two Occupants	226	53	53	51	26	13	12	3	17	-
Three Occupants	409	124	120	83	77	36	31	15	23	-
Four Occupants	722	146	171	149	136	60	43	18	39	-
Five Occupants	810	169	159	160	145	72	47	17	41	-
Six Occupants	656	121	134	152	109	52	40	17	31	-
Seven Occupants	438	67	83	108	83	37	20	19	21	-
Eight Occupants	357	47	72	81	64	34	20	11	28	-
Nine Occupants	151	23	29	22	30	20	5	9	7	-
Ten Occupants or More	233	27	43	51	51	22	12	6	21	-
Mean Number of Occupants	5.414	4.984	5.265	5.576	5.701	5.654	5.198	5.758	5.649	-

1990 CENSUS OF POPULATION AND HOUSING

Table 5B. Occupied Housing Units by Floor Area, Number of Occupants in Each Housing Unit and City/Municipality : 1990 - Continued

Number of Occupants in Each Housing Unit and City/Municipality	Total Occupied Housing Units	FLOOR AREA OF THE HOUSING UNIT (in sq. meters)									Not Reported
		Less Than 10	10-19	20-29	30-49	50-69	70-89	90-119	120 and Over		
Tanza											
Total	11,445	1,498	2,279	2,149	2,315	1,168	778	562	696	-	
One Occupant	237	59	52	27	38	20	11	13	17	-	
Two Occupants	767	149	179	141	121	50	45	35	47	-	
Three Occupants	1,394	238	332	276	245	106	81	55	61	-	
Four Occupants	2,053	328	442	409	410	177	108	77	102	-	
Five Occupants	2,186	269	433	428	436	244	153	101	122	-	
Six Occupants	1,740	184	336	353	371	184	125	86	101	-	
Seven Occupants	1,197	118	217	203	256	129	101	90	83	-	
Eight Occupants	820	76	128	135	202	101	65	45	68	-	
Nine Occupants	431	32	68	68	92	74	34	32	31	-	
Ten Occupants or More	620	45	92	109	144	83	55	28	64	-	
Mean Number of Occupants	5.396	4.748	5.095	5.358	5.600	5.832	5.757	5.658	5.865	-	
Ternate											
Total	2,248	100	509	662	507	221	96	57	96	-	
One Occupant	62	9	17	13	10	9	2	-	2	-	
Two Occupants	170	13	49	47	32	9	7	5	8	-	
Three Occupants	271	15	65	78	70	24	8	1	10	-	
Four Occupants	415	17	106	129	95	28	17	9	14	-	
Five Occupants	388	19	99	104	74	39	22	10	21	-	
Six Occupants	347	14	69	109	74	39	15	10	17	-	
Seven Occupants	242	6	54	74	49	35	7	6	11	-	
Eight Occupants	147	5	21	51	39	18	5	5	3	-	
Nine Occupants	72	2	12	13	22	10	6	5	2	-	
Ten Occupants or More	134	-	17	44	42	10	7	6	8	-	
Mean Number of Occupants	5.323	4.270	4.892	5.387	5.592	5.615	5.500	6.211	5.458	-	
Trece Martires City											
Total	2,711	209	449	613	749	353	172	97	69	-	
One Occupant	34	4	11	5	10	3	1	-	-	-	
Two Occupants	137	13	28	38	31	10	9	4	4	-	
Three Occupants	301	36	61	84	58	32	16	7	7	-	
Four Occupants	416	42	77	92	119	41	21	15	9	-	
Five Occupants	531	33	86	107	158	89	29	13	16	-	
Six Occupants	510	33	86	103	159	65	38	18	8	-	
Seven Occupants	295	16	42	74	80	46	18	12	7	-	
Eight Occupants	301	20	33	77	90	39	16	18	8	-	
Nine Occupants	84	2	13	10	22	16	9	4	8	-	
Ten Occupants or More	102	10	12	23	22	12	15	6	2	-	
Mean Number of Occupants	5.522	5.096	5.154	5.442	5.599	5.748	6.029	6.134	5.783	-	
Gen. Alvarez											
Total	11,651	2,765	2,368	1,684	2,363	875	601	522	473	-	
One Occupant	281	88	58	43	48	13	17	6	8	-	
Two Occupants	690	229	128	95	131	35	32	21	19	-	
Three Occupants	1,201	343	230	166	235	72	65	49	41	-	
Four Occupants	1,827	499	386	247	375	120	78	74	48	-	
Five Occupants	2,094	492	438	279	459	165	108	83	70	-	
Six Occupants	1,842	396	389	399	363	130	81	101	83	-	
Seven Occupants	1,330	279	271	196	255	128	77	56	68	-	
Eight Occupants	1,120	251	208	164	216	90	70	60	61	-	
Nine Occupants	431	68	103	74	92	38	19	14	23	-	
Ten Occupants or More	835	120	157	121	189	84	54	58	52	-	
Mean Number of Occupants	5.662	5.184	5.652	5.747	5.708	6.101	5.854	6.157	6.381	-	

CAVITE

Table 7A. Households by Type of Building and Tenure Status of the Housing Unit, Urban-Rural : 1990

Tenure Status of the Housing Unit and Area Classification	Total Households	TYPE OF BUILDING						
		Single House	Duplex	Multi-unit Residential (3 Units or more)	Commercial/Industrial/Agricultural	Institutional Living Quarters	Other Housing Unit	Not Reported
CAVITE								
Total	222,151	193,746	14,667	13,167	373	36	87	75
Owned/Being Amortized	181,601	166,395	9,731	5,130	231	18	43	53
Rented	24,495	14,294	3,480	6,604	87	12	9	9
Being Occupied for Free With Consent of Owner	15,687	12,714	1,441	1,424	55	6	34	13
Being Occupied for Free Without Consent of Owner	368	343	15	9	-	-	1	-
URBAN								
Total	170,169	143,412	13,509	12,744	334	28	72	70
Owned/Being Amortized	134,054	120,063	8,789	4,904	200	13	33	52
Rented	23,331	13,358	3,390	6,469	85	11	9	9
Being Occupied for Free With Consent of Owner	12,437	9,668	1,315	1,363	49	4	29	9
Being Occupied for Free Without Consent of Owner	347	323	15	8	-	-	1	-
RURAL								
Total	51,982	50,334	1,158	423	39	8	15	5
Owned/Being Amortized	47,547	46,332	942	226	31	5	10	1
Rented	1,164	936	90	135	2	1	-	-
Being Occupied for Free With Consent of Owner	3,250	3,046	126	61	6	2	5	4
Being Occupied for Free Without Consent of Owner	21	20	-	1	-	-	-	-

1990 CENSUS OF POPULATION AND HOUSING

Table 78. Households by Type of Building, Tenure Status of the Housing Unit and City/Municipality : 1990

Tenure Status of the Housing Unit and City/Municipality	Total Households	TYPE OF BUILDING						Not Reported
		Single House	Duplex	Multi-unit Residential (3 Units or more)	Commercial/Industrial/Agricultural	Institutional Living Quarters	Other Housing Unit	
CAVITE								
Total	222,151	193,746	14,667	13,167	373	36	87	75
Owned/Being Amortized	181,601	166,395	9,731	5,130	231	18	43	53
Rented	24,495	14,294	3,480	6,604	87	12	9	9
Being Occupied for Free With Consent of Owner	15,687	12,714	1,441	1,424	55	6	34	13
Being Occupied for Free Without Consent of Owner	368	343	15	9	-	-	1	-
Alfonso								
Total	5,439	5,239	123	61	15	1	-	-
Owned/Being Amortized	5,057	4,896	101	47	12	1	-	-
Rented	101	82	10	7	2	-	-	-
Being Occupied for Free With Consent of Owner	281	261	12	7	1	-	-	-
Being Occupied for Free Without Consent of Owner	-	-	-	-	-	-	-	-
Amadeo								
Total	4,132	3,882	197	45	7	-	-	1
Owned/Being Amortized	3,949	3,727	176	41	5	-	-	-
Rented	15	12	1	1	-	-	-	1
Being Occupied for Free With Consent of Owner	166	141	20	3	2	-	-	-
Being Occupied for Free Without Consent of Owner	2	2	-	-	-	-	-	-
Bacoor								
Total	30,928	25,522	2,531	2,787	61	15	9	3
Owned/Being Amortized	22,654	20,228	1,413	973	28	5	5	2
Rented	6,386	3,787	957	1,608	22	9	2	1
Being Occupied for Free With Consent of Owner	1,793	1,417	158	204	11	1	2	-
Being Occupied for Free Without Consent of Owner	95	90	3	2	-	-	-	-
Carmona								
Total	5,484	4,907	189	379	8	-	1	-
Owned/Being Amortized	4,476	4,153	136	180	6	-	1	-
Rented	659	476	36	146	1	-	-	-
Being Occupied for Free With Consent of Owner	345	274	17	53	1	-	-	-
Being Occupied for Free Without Consent of Owner	4	4	-	-	-	-	-	-
Cavite City								
Total	19,040	14,013	1,889	3,043	82	4	9	-
Owned/Being Amortized	11,301	9,722	827	711	37	2	2	-
Rented	5,834	2,937	842	2,018	33	1	3	-
Being Occupied for Free With Consent of Owner	1,882	1,335	219	312	12	1	3	-
Being Occupied for Free Without Consent of Owner	23	19	1	2	-	-	1	-
Dasmariñas								
Total	25,327	18,044	4,735	2,461	19	2	5	61
Owned/Being Amortized	20,765	15,341	3,744	1,613	17	2	3	45
Rented	2,024	1,080	481	454	2	-	-	7
Being Occupied for Free With Consent of Owner	2,399	1,491	506	391	-	-	2	9
Being Occupied for Free Without Consent of Owner	139	132	4	3	-	-	-	-

CAVITE

Table 78. Households by Type of Building, Tenure Status of the Housing Unit and City/Municipality : 1990 - Continued

Tenure Status of the Housing Unit and City/Municipality	Total Households	TYPE OF BUILDING						
		Single House	Duplex	Multi-unit Residential (3 Units or more)	Commercial/Industrial/Agricultural	Institutional Living Quarters	Other Housing Unit	Not Reported
General Emilio Aguinaldo								
Total	1,996	1,854	119	22	-	1	-	-
Owned/Being Amortized	1,730	1,636	80	14	-	-	-	-
Rented	28	20	8	-	-	-	-	-
Being Occupied for Free With Consent of Owner	238	198	31	8	-	1	-	-
Being Occupied for Free Without Consent of Owner	-	-	-	-	-	-	-	-
General Trias								
Total	10,308	9,907	276	112	11	2	-	-
Owned/Being Amortized	9,364	9,056	238	60	9	1	-	-
Rented	423	367	19	37	-	-	-	-
Being Occupied for Free With Consent of Owner	516	480	19	14	2	1	-	-
Being Occupied for Free Without Consent of Owner	5	4	-	1	-	-	-	-
Imus								
Total	18,648	15,789	1,088	1,696	52	1	22	-
Owned/Being Amortized	14,383	13,329	569	453	29	-	3	-
Rented	2,943	1,401	411	1,117	9	1	4	-
Being Occupied for Free With Consent of Owner	1,305	1,042	108	126	14	-	15	-
Being Occupied for Free Without Consent of Owner	17	17	-	-	-	-	-	-
Indang								
Total	7,488	7,111	219	148	9	-	1	-
Owned/Being Amortized	6,963	6,669	190	96	7	-	1	-
Rented	114	72	9	32	1	-	-	-
Being Occupied for Free With Consent of Owner	411	370	20	20	1	-	-	-
Being Occupied for Free Without Consent of Owner	-	-	-	-	-	-	-	-
Kawit								
Total	9,767	8,003	825	910	21	5	2	1
Owned/Being Amortized	7,310	6,595	441	259	10	3	1	1
Rented	1,835	933	319	576	7	-	-	-
Being Occupied for Free With Consent of Owner	612	467	63	75	4	2	1	-
Being Occupied for Free Without Consent of Owner	10	8	2	-	-	-	-	-
Magallanes								
Total	2,307	2,254	34	16	2	-	1	-
Owned/Being Amortized	2,159	2,116	32	11	-	-	-	-
Rented	11	9	-	2	-	-	-	-
Being Occupied for Free With Consent of Owner	137	129	2	3	2	-	1	-
Being Occupied for Free Without Consent of Owner	-	-	-	-	-	-	-	-
Maragondon								
Total	4,464	4,369	68	24	-	1	2	-
Owned/Being Amortized	3,925	3,847	58	18	-	1	1	-
Rented	98	94	1	3	-	-	-	-
Being Occupied for Free With Consent of Owner	441	428	9	3	-	-	1	-
Being Occupied for Free Without Consent of Owner	-	-	-	-	-	-	-	-

1990 CENSUS OF POPULATION AND HOUSING

Table 7B. Households by Type of Building, Tenure Status of the Housing Unit and City/Municipality : 1990 - Continued

Tenure Status of the Housing Unit and City/Municipality	TYPE OF BUILDING							
	Total Households	Single House	Duplex	Multi-unit Residential (3 Units or more)	Commercial/Industrial/Agricultural	Institutional Living Quarters	Other Housing Unit	Not Reported
Mendez-Nunez								
Total	3,378	3,215	118	39	6	-	-	-
Owned/Being Amortized	3,121	2,983	103	30	5	-	-	-
Rented	40	30	9	1	-	-	-	-
Being Occupied for Free With Consent of Owner	216	201	6	8	1	-	-	-
Being Occupied for Free Without Consent of Owner	1	1	-	-	-	-	-	-
Naic								
Total	9,966	9,525	259	155	22	1	4	-
Owned/Being Amortized	8,825	8,514	206	63	18	1	3	-
Rented	526	438	26	58	4	-	-	-
Being Occupied for Free With Consent of Owner	611	569	27	14	-	-	1	-
Being Occupied for Free Without Consent of Owner	4	4	-	-	-	-	-	-
Novleta								
Total	4,012	3,581	317	111	2	-	1	-
Owned/Being Amortized	3,589	3,318	215	53	2	-	1	-
Rented	317	177	83	57	-	-	-	-
Being Occupied for Free With Consent of Owner	103	83	19	1	-	-	-	-
Being Occupied for Free Without Consent of Owner	3	3	-	-	-	-	-	-
Rosario								
Total	9,001	8,389	294	305	6	-	7	-
Owned/Being Amortized	7,557	7,225	189	134	5	-	4	-
Rented	957	736	81	140	-	-	-	-
Being Occupied for Free With Consent of Owner	485	426	24	31	1	-	3	-
Being Occupied for Free Without Consent of Owner	2	2	-	-	-	-	-	-
Silang								
Total	17,422	16,771	391	235	16	1	4	4
Owned/Being Amortized	15,430	15,028	278	108	12	-	3	1
Rented	537	405	45	64	2	1	-	-
Being Occupied for Free With Consent of Owner	1,411	1,300	63	42	2	-	1	3
Being Occupied for Free Without Consent of Owner	44	38	5	1	-	-	-	-
Tagaytay City								
Total	4,280	4,167	68	37	4	1	1	2
Owned/Being Amortized	3,997	3,915	56	19	3	1	1	2
Rented	52	36	6	9	1	-	-	-
Being Occupied for Free With Consent of Owner	228	213	6	9	-	-	-	-
Being Occupied for Free Without Consent of Owner	3	3	-	-	-	-	-	-
Tanza								
Total	11,843	10,951	523	349	12	1	5	2
Owned/Being Amortized	10,338	9,822	392	107	10	1	4	2
Rented	774	498	85	189	2	-	-	-
Being Occupied for Free With Consent of Owner	726	626	46	53	-	-	1	-
Being Occupied for Free Without Consent of Owner	5	5	-	-	-	-	-	-

CAVITE

Table 7B. Households by Type of Building, Tenure Status of the Housing Unit and City/Municipality : 1990 - Continued

Tenure Status of the Housing Unit and City/Municipality	Total Households	TYPE OF BUILDING						Not Reported
		Single House	Duplex	Multi-unit Residential (3 Units or more)	Commercial/Industrial/Agricultural	Institutional Living Quarters	Other Housing Unit	
Ternate								
Total	2,291	2,092	135	57	7	-	-	-
Owned/Being Amortized	2,062	1,917	107	31	7	-	-	-
Rented	93	60	14	19	-	-	-	-
Being Occupied for Free With Consent of Owner	134	113	14	7	-	-	-	-
Being Occupied for Free Without Consent of Owner	2	2	-	-	-	-	-	-
Trece Martires City								
Total	2,723	2,620	55	32	10	-	5	1
Owned/Being Amortized	2,528	2,473	30	15	8	-	2	-
Rented	83	48	20	14	1	-	-	-
Being Occupied for Free With Consent of Owner	111	98	5	3	1	-	3	1
Being Occupied for Free Without Consent of Owner	1	1	-	-	-	-	-	-
Gen. Alvarez								
Total	11,907	11,541	214	143	1	-	8	-
Owned/Being Amortized	10,118	9,885	150	74	1	-	8	-
Rented	645	596	17	32	-	-	-	-
Being Occupied for Free With Consent of Owner	1,136	1,052	47	37	-	-	-	-
Being Occupied for Free Without Consent of Owner	8	8	-	-	-	-	-	-

1990 CENSUS OF POPULATION AND HOUSING

Table 8. Owner-Households in Occupied Housing Units by Tenure Status of Lot and City/Municipality, Urban-Rural : 1990

Area Classification and City/Municipality	Total Owner-Households in Occupied Housing Units	TENURE STATUS OF LOT			
		Owned/Being Amortized	Rented	Being Occupied for Free With Consent of Owner	Being Occupied for Free Without Consent of Owner
CAVITE	181,601	117,977	15,596	43,860	4,168
URBAN	134,054	91,346	12,417	26,619	3,672
RURAL	47,547	26,631	3,179	17,241	496
Alfonso	5,057	4,061	99	894	3
Urban	1,165	1,041	52	72	-
Rural	3,892	3,020	47	822	3
Amadeo	3,949	3,176	28	744	1
Urban	1,314	1,118	20	176	-
Rural	2,635	2,058	8	568	1
Bacoor	22,654	15,226	3,814	2,990	624
Urban	22,654	15,226	3,814	2,990	624
Carmona	4,476	2,982	269	632	593
Urban	3,485	2,246	173	519	547
Rural	991	736	96	113	46
Cavite City	11,301	5,456	1,908	3,281	656
Urban	11,301	5,456	1,908	3,281	656
Dasmariñas	20,765	16,643	1,179	2,753	190
Urban	20,765	16,643	1,179	2,753	190
General Emilio Aguinaldo	1,730	1,185	17	526	2
Urban	528	479	6	43	-
Rural	1,202	706	11	483	2
General Trias	9,364	3,625	1,519	4,184	36
Urban	3,369	1,715	321	1,330	3
Rural	5,995	1,910	1,198	2,854	33
Imus	14,383	10,644	711	3,016	12
Urban	13,893	10,429	702	2,751	11
Rural	490	215	9	265	1
Indang	6,963	5,557	88	1,312	6
Urban	1,191	971	26	193	1
Rural	5,772	4,586	62	1,119	5
Kawit	7,310	4,431	626	1,818	435
Urban	7,310	4,431	626	1,818	435
Magallanes	2,159	1,306	36	791	26
Urban	341	286	3	52	-
Rural	1,818	1,020	33	739	26
Maragondon	3,925	1,685	31	2,209	-
Urban	771	416	9	346	-
Rural	3,154	1,269	22	1,863	-
Mendez-Nunez	3,121	2,824	52	245	-
Urban	3,121	2,824	52	245	-
Naic	8,825	4,501	944	3,146	234
Urban	3,475	2,135	428	909	3
Rural	5,350	2,366	516	2,237	231
Novelata	3,589	2,095	453	1,041	-
Urban	3,589	2,095	453	1,041	-
Rosario	7,557	3,136	1,208	2,753	460
Urban	7,557	3,136	1,208	2,753	460
Silang	15,430	11,916	351	3,148	15
Urban	8,474	6,798	256	1,409	11
Rural	6,956	5,118	95	1,739	4
Tagaytay City	3,997	2,086	68	1,753	90
Urban	1,663	935	35	683	10
Rural	2,334	1,151	33	1,070	80
Tanza	10,338	4,703	1,709	3,653	273
Urban	6,172	3,423	776	1,748	225

CAVITE

Table 8. Owner-Households in Occupied Housing Units by Tenure Status of Lot and City/Municipality, Urban-Rural : 1990 - Continued

Area Classification and City/Municipality	Total Owner-Households in Occupied Housing Units	TENURE STATUS OF LOT			
		Owned/Being Amortized	Rented	Being Occupied for Free With Consent of Owner	Being Occupied for Free Without Consent of Owner
Rural	4,166	1,280	933	1,905	48
Ternate	2,062	857	166	1,037	2
Urban	881	449	69	363	-
Rural	1,181	408	97	674	2
Trece Martires City	2,528	1,350	33	968	177
Urban	917	562	14	178	163
Rural	1,611	788	19	790	14
Gen. Alvarez	10,118	8,532	287	966	333
Urban	10,118	8,532	287	966	333

1990 CENSUS OF POPULATION AND HOUSING


Table 9. Percentage Distribution of Owner-Households in Occupied Housing Units by Mode of Acquisition of the Housing Unit and City/Municipality : 1990
(Figures are estimates based on a 10% sample)

City/Municipality	Total Owner-Households in Occupied Housing Units	MODE OF ACQUISITION OF THE HOUSING UNIT						
		Purchased	Constructed by the Owner/ Occupants With or Without Help of Friends/Relatives	Constructed by Hired/ Skilled Workers	Constructed by an Organized Contractor	Inherited	Others (Lottery, Gift, etc.)	Not Reported
CAVITE	181,601	29.6	42.9	22.4	1.3	3.1	.6	-
URBAN	134,054	32.9	42.2	19.0	1.7	3.5	.8	-
RURAL	47,547	20.7	44.8	31.9	.3	2.0	.3	-
Alfonso	5,057	21.6	45.7	30.5	.2	2.0	-	-
Amadeo	3,949	7.6	23.8	66.9	.3	1.4	-	-
Bacoor	22,654	45.3	36.2	11.8	3.5	3.0	.2	-
Carmona	4,476	9.5	44.0	43.2	.7	2.6	-	-
Cavite City	11,301	36.6	44.5	9.0	1.1	7.2	.4	.3
Dasmarinas	20,765	33.9	46.9	12.7	2.6	.8	3.1	-
General Emilio Aguinaldo	1,730	14.9	32.2	51.7	-	1.2	-	-
General Trias	9,364	18.9	55.0	22.7	.3	2.8	.2	-
Imus	14,383	26.8	36.7	25.7	3.6	6.7	.7	-
Indang	6,963	26.7	26.6	41.5	.3	2.6	.2	-
Kawit	7,310	18.6	45.4	31.4	.4	4.0	.1	-
Magallanes	2,159	41.4	39.1	19.0	-	.5	-	-
Maragondon	3,925	10.6	46.9	40.0	-	2.1	.4	-
Mendez-Nunez	3,121	26.9	33.6	31.0	-	8.6	-	-
Naic	8,825	38.1	39.5	19.0	.4	2.5	.2	.2
Novelata	3,589	19.1	68.8	6.6	-	5.2	-	.3
Rosario	7,557	22.0	55.0	16.9	.3	5.1	.6	-
Silang	15,430	34.7	33.7	27.9	.5	2.3	.9	-
Tagaytay City	3,997	25.9	51.0	21.5	.6	1.0	-	-
Tanza	10,338	18.0	56.9	21.5	.1	3.0	.5	-
Ternate	2,062	16.1	46.6	36.3	.5	-	.6	-
Trece Martires City	2,528	20.1	47.9	29.6	.7	1.6	-	-
Gen. Alvarez	10,118	41.3	45.0	11.5	1.3	.7	.2	-

CAVITE

Table 10. Percentage Distribution of Owner-Households Who Had Purchased/Constructed Their Housing Units by Reported Sources of Financing and City/Municipality : 1990
(Figures are estimates based on a 10% sample)

City/Municipality	Total Owner-House- holds Who Had Purchased/ Constructed Their Housing Units	REPORTED SOURCES OF FINANCING						
		Own Resources/ Interest-Free Loans From Relatives/ Friends	Government Assistance PAG-IBIG, GSIS, SSS, DBP, etc.	Private Banks/ Foundations/ Cooperatives	Employer Assistance	Private Persons	Other Sources	Not Reported
CAVITE	174,770	91.7	4.4	.5	.6	1.7	.7	.4
URBAN	128,319	90.3	5.6	.6	.7	1.6	.8	.5
RURAL	46,438	95.5	1.1	.4	.5	1.8	.4	.3
Alfonso	4,958	95.6	.4	.6	2.2	.2	1.0	-
Amadeo	3,893	98.4	.2	.4	.2	.7	-	-
Bacoor	21,924	79.2	16.7	.2	.6	2.3	.6	.3
Carmona	4,360	98.1	.9	.2	.2	.2	-	.4
Cavite City	10,408	93.4	1.8	.5	.4	1.7	1.1	1.0
Dasmariñas	19,953	92.0	2.8	.6	.1	2.3	1.8	.5
General Emilio Aguinaldo	1,710	97.2	.6	-	-	1.2	-	1.0
General Trias	9,079	97.1	1.8	-	-	.7	-	.4
Imus	13,327	86.5	9.1	1.3	.9	1.7	.2	.2
Indang	6,756	92.5	1.6	2.7	.1	2.0	.4	.7
Kawit	7,007	93.5	1.3	.5	.1	.7	3.3	.6
Magallanes	2,149	98.8	.7	-	-	-	-	.4
Maragondon	3,828	94.8	1.9	-	.7	2.3	-	.3
Mendez-Nunez	2,854	87.3	2.1	.4	7.0	1.0	.9	1.3
Naic	8,561	94.8	.8	.4	.7	1.9	1.1	.4
Noveleta	3,391	96.4	1.7	.3	.2	-	-	1.4
Rosario	7,125	96.0	1.1	.3	.1	1.4	.1	.9
Siliang	14,936	94.5	.8	.8	1.5	1.6	.6	.1
Tagaytay City	3,956	92.7	2.2	-	.5	2.5	1.8	.3
Tanza	9,980	94.1	1.3	.2	.2	3.9	-	.3
Ternate	2,050	97.5	1.5	1.0	-	-	-	-
Trece Martires City	2,488	97.6	.4	.3	-	1.7	-	-
Gen. Alvarez	10,028	90.8	7.2	.2	.3	1.0	.3	.2



1990 CENSUS OF POPULATION AND HOUSING

Table 11. Percentage Distribution of Renter-Households in Occupied Housing Units by Monthly Rental of Housing Units and City/Municipality : 1990
(Figures are estimates based on a 10% sample)

City/Municipality	Total Renter-Households in Occupied Housing Units	MONTHLY RENTAL OF HOUSING UNIT (in Pesos)										Not Reported
		Below 50	50 - 99	100 - 149	150 - 199	200 - 299	300 - 499	500 - 699	700 - 999	1,000 and Over		
CAVITE	24,495	2.8	4.1	10.0	8.5	17.3	22.0	16.1	9.4	9.4	.3	
URBAN	23,331	2.6	4.1	9.8	8.6	16.8	22.0	16.5	9.7	9.7	.2	
RURAL	1,164	6.7	3.9	13.8	8.3	25.4	21.5	9.8	4.6	4.2	1.7	
Alfonso	101	-	-	11.2	55.1	11.2	11.2	11.2	-	-	-	
Amadeo	15	35.5	-	-	-	-	38.7	25.8	-	-	-	
Bacoor	6,386	4.3	4.8	7.0	8.3	13.0	18.8	20.8	13.0	10.0	-	
Carmona	659	2.1	-	7.2	13.1	22.0	31.4	21.5	-	2.7	-	
Cavite City	5,834	1.0	2.1	5.6	6.5	16.0	27.2	17.5	11.4	12.1	-	
Dasmariñas	2,024	3.5	5.1	16.5	10.2	23.9	22.1	8.6	4.0	6.1	-	
General Emilio Aguinaldo	28	-	-	44.4	25.0	30.0	-	-	-	-	-	
General Trias	423	3.4	3.8	10.6	13.7	29.2	18.2	9.0	-	8.6	3.4	
Imus	2,943	2.1	3.4	6.5	4.9	17.4	21.3	16.2	15.8	12.5	-	
Indang	114	9.5	-	14.9	5.5	16.4	10.4	33.3	4.5	5.5	-	
Kawit	1,835	-	7.5	15.5	8.3	15.4	23.3	12.7	8.9	8.4	-	
Magallanes	11	-	-	-	-	-	-	-	-	-	-	
Maragondon	98	-	36.8	-	13.2	11.8	13.2	25.0	-	-	-	
Mendez-Nunez	40	-	-	34.0	-	-	24.5	17.0	-	-	24.5	
Naic	526	13.0	6.2	14.0	8.0	29.0	16.0	7.6	-	6.2	-	
Noveleta	317	1.5	3.0	4.5	-	6.6	33.6	18.9	6.0	23.6	2.1	
Rosario	957	4.4	3.3	21.8	20.0	15.6	15.4	12.0	4.4	2.9	-	
Silang	537	7.7	6.3	10.9	22.6	13.0	6.3	14.4	10.3	8.6	-	
Tagaytay City	52	9.9	-	-	7.9	30.7	9.9	-	9.9	20.8	10.9	
Tanza	774	1.3	1.3	10.7	6.7	35.2	16.0	22.5	2.7	3.6	-	
Ternate	93	-	33.3	66.7	-	-	-	-	-	-	-	
Trece Martires City	83	-	-	-	-	-	86.7	-	13.3	-	-	
Gen. Alvarez	648	1.5	10.4	31.6	8.5	20.7	18.7	2.8	-	4.3	1.3	

CAVITE

Table 12. Characteristics of Housing Units which are Vacant, Occasionally Used and Occupied by Households Not Eligible for Enumeration, Urban-Rural: 1990

Characteristics of Housing Unit	TOTAL			URBAN			RURAL		
	Vacant	Occasionally Used	Used by Households Not Eligible for Enumeration	Vacant	Occasionally Used	Used by Households Not Eligible for Enumeration	Vacant	Occasionally Used	Used by Households Not Eligible for Enumeration
CAVITE									
Total	9,021	1,102	5	7,506	830	3	1,515	272	2
Type of Building									
Single House	8,053	734	3	6,566	467	1	1,487	267	2
Duplex	437	174	1	423	173	1	14	1	-
Multi-unit Residential	481	191	1	470	188	1	11	3	-
Commercial/Industrial/Agricultural	36	2	-	35	1	-	3	1	-
Institutional Living Quarters	4	-	-	4	-	-	-	-	-
Other Housing Unit	8	1	-	8	1	-	-	-	-
Not Reported	-	-	-	-	-	-	-	-	-
Construction Materials of the Roof									
Galvanized Iron/Aluminum	7,771	963	3	6,667	762	2	1,104	201	1
Tile/Concrete/Clay Tile	142	11	1	120	11	1	22	-	-
Half G.I. and Half Concrete	385	22	1	322	16	-	63	6	1
Wood	96	8	-	81	-	-	15	8	-
Cogon/Nipa/Anahaw	593	81	-	291	26	-	302	53	-
Make-shift/Salvaged/Improvised	19	6	-	14	5	-	5	1	-
Asbestos/Others	15	11	-	11	8	-	4	3	-
Not Reported	-	-	-	-	-	-	-	-	-
Construction Materials of the Outer Walls									
Concrete/Brick/Stone	5,005	543	5	4,431	463	3	574	80	2
Wood	1,563	134	-	1,316	109	-	247	25	-
Half Concrete/Brick/Stone & Half Wood	1,557	183	-	1,314	143	-	243	40	-
Galvanized Iron/Aluminum	84	8	-	64	2	-	20	6	-
Bamboo/Sawali/Cogon/Nipa	712	223	-	304	105	-	408	118	-
Make-shift/Salvaged/Improvised	69	8	-	53	6	-	16	2	-
Asbestos/Glass/Others	21	2	-	18	1	-	3	1	-
No Walls/Not Reported	10	1	-	6	1	-	4	-	-
Year Built									
1986-1990	3,969	558	2	3,358	443	2	631	115	-
1981-1985	1,228	149	-	933	105	-	292	44	-
1971-1980	1,036	120	1	944	82	1	192	38	-
1961-1970	438	43	-	351	29	-	87	14	-
1951-1960	190	14	-	163	10	-	33	4	-
1950 or Earlier	148	12	-	130	9	-	18	3	-
Not Applicable	527	56	2	460	55	-	67	1	2
Don't Know/Not Reported	1,462	150	-	1,267	97	-	195	53	-
Condition (State of Repair)									
Needs No Repair/Needs Minor Repair	6,745	803	1	5,817	661	1	928	142	-
Needs Major Repair	1,212	177	1	888	89	1	324	88	-
Dilapidated/Condemned	163	17	-	110	5	-	53	12	-
Under Renovation/Being Restored	103	10	-	74	6	-	29	4	-
Under Construction	474	47	2	405	46	-	69	1	2
Unfinished Construction	324	48	1	212	23	1	112	25	-
Not Reported	-	-	-	-	-	-	-	-	-
Floor Area of the Housing Unit									
less than 10 square meters	730	255	-	612	219	-	124	36	-
10-19 square meters	1,245	145	-	861	77	-	385	68	-
20-29 square meters	1,645	274	3	1,354	203	3	291	71	-
30-49 square meters	2,619	195	-	2,369	137	-	250	58	-
50-69 square meters	1,170	101	-	1,000	79	-	170	22	-
70-89 square meters	623	50	-	510	47	-	113	9	-
90-119 square meters	406	36	1	354	32	-	54	4	1
120 square meters and over	574	40	1	446	36	-	128	4	1
Not Reported	-	-	-	-	-	-	-	-	-

APPENDICES

APPENDIX A

BATAS PAMBANSA BLG.72

AN ACT PROVIDING FOR THE TAKING OF AN INTEGRATED CENSUS EVERY TEN YEARS BEGINNING IN THE YEAR NINETEEN HUNDRED AND EIGHTY, AND FOR OTHER PURPOSES.

Be it enacted by the Batasang Pambansa in session assembled:

SECTION 1. A national census of population and other related data shall be taken every decade beginning in 1980, in accordance with plans prepared by the National Census and Statistics Office, without prejudice to the undertaking of special censuses on agriculture, industry, commerce, housing and other sectors as may be approved by the National Economic and Development Authority.

SECTION 2. There is hereby created the National Census Coordinating Board to be composed of the Minister of Economic Planning, as Chairman, the Minister of Human Settlements, the Minister of the Budget, the Minister of the Justice, the Minister of National Defense, the Minister of Labor, the Minister of Finance, the Minister of Education and Culture, the Minister of Public Works, the Minister of Transportation and Communications, the Minister of Public Highways, the Minister of Agriculture, the Minister of Natural Resources, the Minister of Public Information, and the Minister of Local Government and Community Development, as members, with the Executive Director of the National Census and Statistics Office as Executive Officer of the Board.

The censuses shall be under the supervision and coordination of the National Census Coordinating Board which shall issue such rules and regulations as may be necessary for the successful undertaking and completion of the censuses provided in this Act.

SECTION 3. There shall be established a provincial, city and municipal census board in each province, city and municipality, as the case may be, which shall provide such facilities and assistance as may be required by the National Census Coordinating Board. The boards shall be under the supervision and control of the National Census Coordinating Board.

SECTION 4. The Provincial Census Board shall be composed of the Provincial Governor, as Chairman, and the Division Superintendent of Schools, or in the case of provinces with more than one school division, the Division Superintendent designated by the National Census Coordinating Board, as Vice Chairman, the District Highway Engineer, or in the case of provinces which have two or more highway engineering districts, the one that may be designated by the National Census Coordinating Board, the Provincial Commander of the Philippine Constabulary, the Provincial Development

APPENDIX A

Officer, the Provincial Assessor, and the Provincial Agriculturist, as members, with the Provincial Census Officer as the Executive Officer.

The City Census Board shall be composed of the City Mayor, as Chairman, and the City Superintendent of Schools, as Vice Chairman, the City Engineer, the City Development Officer, and the City Assessor, as members, with the City Census Officer as the Executive Officer.

The Municipal Census Board shall be composed of the Municipal Mayor, as Chairman, and the District Supervisor, the Municipal Agriculturist, the Station Commander, the Municipal Treasurer, and the Municipal Development Officer, as members, with the Municipal Census Officer/Census Supervisor as the Executive Officer.

SECTION 5. The National Census Coordinating Board and the local census boards may call upon any ministry, bureau, office, agency or instrumentality of the Government for any assistance in the performance of their duties.

SECTION 6. The first day of May of every regular census year is hereby designated as the reference date for the census. The collection of data will be by enumeration and the respondent shall be the head or any responsible member of the household.

SECTION 7. Public school teachers shall be employed for enumeration work and for such service shall be paid an honorarium as may be determined by the National Census Coordinating Board but in no case not less than two hundred-fifty pesos and shall receive service credits equivalent to the number of days rendered in census work. Other government employees whose services are engaged for census work shall be entitled to such allowances as shall be prescribed by the National Census Coordinating Board payable from census funds. The census herein taken at the barangay level shall be certified to by the corresponding barangay captain.

SECTION 8. Before the end of the year 1980 and of every census year thereafter, a count of the population by province, city, municipality and barangay shall be published by the National Census and Statistics Office. The final population count as determined from the processed census returns shall be considered official for all purposes upon proclamation by the President (Prime Minister).

SECTION 9. Data gathered pursuant to this Act shall not be used as evidence in any court or public office for or against any person, except in a criminal case for violation of Section 10 of this Act, nor shall such data be divulged to any person except to authorized employees of the National Census and Statistics Office, acting in the performance of

APPENDIX A

their duties; nor shall such data be published except in the form of summaries or statistical tables in which no reference to an individual shall appear. Any person violating any provision of this Section shall be punished by a fine of not more than five hundred pesos or by imprisonment of not more than six months, or both.

SECTION 10. Any respondent as provided for in Section 6 who unjustifiably refuses to furnish the information called for in the census questionnaire, or knowingly certifies or gives data or information which shall prove to be materially untrue in any particular, shall be guilty of an offense under this Act and shall, upon conviction, be punished by a fine of not more than five hundred pesos or by imprisonment of not more than three months, or both.

SECTION 11. The amount necessary for the holding of censuses shall be charged to the appropriations available for the purpose in the corresponding Appropriations Acts.

SECTION 12. This Act shall take effect upon its approval.

Approved, June 11, 1980

(SGD.) FERDINAND E. MARCOS

APPENDIX B

LIST OF UNPUBLISHED TABLES - HOUSING

- Table U1. Occupants by Type of Building, Fuel Used for Lighting, and City/Municipality, Urban-Rural: 1990
- Table U2. Occupants by Type of Building, Main Source of Drinking Water and City/Municipality, Urban-Rural: 1990
- Table U3. Occupants by Type of Building, Kind of Toilet Facility Used and City/Municipality, Urban-Rural: 1990
- Table U4. Households by Type of Building, Fuel Used for Lighting and City/Municipality, Urban-Rural: 1990
- Table U5. Households by Type of Building, Main Source of Drinking Water and City/Municipality, Urban-Rural: 1990
- Table U6. Households by Type of Building, Kind of Toilet Facility Used and City/Municipality, Urban-Rural: 1990
- Table U7. Households by Year Built of Building, Construction Materials of the Roof and Outer Walls and City/Municipality, Urban-Rural: 1990
- Table U8. Households by Ownership of Land and City/Municipality, Urban-Rural: 1990

APPENDIX C

LIST OF TABLES IN CPH REPORT NO. 3 - SOCIO-ECONOMIC AND DEMOGRAPHIC CHARACTERISTICS

Table

- 1 Population Enumerated in Various Censuses, 1903-1990
- 2 Household Population by Single-Year Age Classification and Sex, Urban-Rural: 1990
- 3 Household Population by Age Group, Sex and City/Municipality, Urban-Rural: 1990
- 4 Household Population 10 Years Old and Over by Age Group, Sex, Marital Status and City/Municipality: 1990
- 5 Household Population by Religious Affiliation, Sex and City/Municipality: 1990
- 6 Household Population by Sex and Citizenship: 1990
- 7 Disabled Persons by Age Group, Sex and Type of Disability: 1990
- 8 Literacy of the Household Population 10 Years Old and Over by Age Group, Sex and City/Municipality: 1990
- 9 Household Population 7 Years Old and Over by Highest Educational Attainment, Age Group and by City/Municipality: 1990
- 10 Household Population by Mother Tongue, Sex and City/ Municipality: 1990
- 11 Language or Dialect Generally Spoken in the Households: 1990
- 12 Household Population 5 Years Old and Over by Present Residence, Sex, Place of Residence 5 Years Ago and City/ Municipality: 1990
- 13 Household Population by Relationship to Household Head and Household Size: 1990
- 14 Number of Households by Age Group and Sex of Household Head, Household Size and City/Municipality: 1990
- 15 Household Population 15 Years Old and Over by Occupation (Major and Minor), Urban-Rural: 1990

APPENDIX C

LIST OF TABLES IN CPH REPORT NO. 3 - SOCIO-ECONOMIC AND DEMOGRAPHIC CHARACTERISTICS (continued)

Table

- 16 Household Population 15 Years Old and Over by Occupation Group (Major), and Age Group and Sex: 1990
- 17 Gainful Workers 15 Years Old and Over by Occupation Group (Major) and Industry Group (Major): 1990
- 18 Household Population 15 Years Old and Over by Employment Status, Age Group and Sex, Urban-Rural: 1990
- 19 Household Population 15 Years Old and Over by Employment Status, Age Group, Sex and City/Municipality: 1990
- 20 Employed Persons 15 Years Old and Over by Occupation Group (Major) and Industry Group (Major) in the Past Week, Urban-Rural: 1990
- 21 Unemployed Persons 15 Years Old and Over by Age Group, Sex and Highest Educational Attainment, Urban-Rural: 1990
- 22 Ever-Married Women 15 to 49 Years Old by Number of Children Ever Born and Age Group, Urban-Rural: 1990
- 23 Ever-Married Women 15 to 49 Years Old by Age Group and Age at First Marriage, Urban-Rural: 1990
- 24 Overseas Workers by Age Group and Highest Educational Attainment: 1990
- 25 Households by Type of Fuel Used for Lighting and City/ Municipality: 1990
- 26 Households by Main Source of Drinking Water and City/ Municipality: 1990
- 27 Households by Kind of Fuel Used for Cooking and City/ Municipality: 1990
- 28 Households by Kind of Toilet Facility Being Used and City/ Municipality: 1990
- 29 Households by Usual Manner of Garbage Disposal and City/ Municipality: 1990
- 30 Households by Presence of Household Conveniences and City/ Municipality: 1990

LIST OF UNPUBLISHED TABLES - POPULATION**Table**

- U1 Non-Filipino Residents by Age Group and Sex: 1990
- U2 Disabled Persons by Sex, Type of Disability and City/Municipality: 1990
- U3 Household Population 7 Years Old and Over by Highest Educational Attainment, Sex and by Single-Year Age Classification: 1990
- U4 Household Population 7 Years Old and Over by Highest Educational Attainment, School Attendance During June 1989 to March 1990, Age Group, Sex, Urban - Rural: 1990
- U5 Household Population 7 Years Old and Over by School Attendance During June 1989 to March 1990, Age Group, Sex, and City/Municipality: 1990
- U6 Household Population 15 Years Old and Over with Post Secondary or College Degree by Specific Degree/Title: 1990
- U7 Household Population 5 Years Old and Over by Ability to Speak Filipino by Age Group and City/Municipality: 1990
- U8 Language/Dialect Spoken in Households by City/Municipality: 1990
- U9 Household Population 15 Years Old and Over by Place of Present Residence and By Mother's Usual Place of Residence at Person's Birth: 1990
- U10 Household Population 15 Years Old and Over by Place of Present Residence and Place of Previous Residence: 1990
- U11 Household Population by Duration of Stay in Present Residence, Sex and Municipality: 1990
- U12 Household Population 15 Years Old and Over by Sex, Occupation Group (Major), Highest Educational Attainment: 1990
- U13 Ever-Married Women 15 to 49 Years Old by Number of Children Ever Born, Age Group and City/Municipality: 1990

APPENDIX D

LIST OF UNPUBLISHED TABLES - POPULATION (continued)

Table

- U14 Ever-Married Women 15 to 49 Years Old by Age Group, Age at First Marriage and City/Municipality: 1990**
- U15 Ever-Married Women 15 to 49 Years Old by Number of Children Ever Born, Highest Educational Attainment and City/Municipality: 1990**
- U16 Ever-Married Women 15 to 49 Years Old by Number of Children Living, Age Group and City/Municipality: 1990**
- U17 Ever-Married Women 15 to 49 Years Old by Number of Children Born Alive During the Last 12 Months, Number of Children Still Living and Age Group: 1990**
- U18 Household Population 5 Years Old and Over by Present Residence, Place of School, Sex and City/Municipality: 1990**
- U19 Household Population 15 Years Old and Over by Present Residence, Place of Work, Sex and City/Municipality: 1990**

<p>CPH FORM 1 May 1, 1990</p> <p>NSCB Approval No. A0477-R191-MS</p> <p>Expires on - December 31, 1990</p>	<p>Republic of the Philippines NATIONAL STATISTICS OFFICE Manila</p> <p><i>1990 Census of Population and Housing</i></p> <p>LISTING BOOKLET</p>	<p>CONFIDENTIALITY:</p> <p>This census is authorized by Commonwealth Act No. 591 and B.P. Big.72.</p> <p>All information is held strictly CONFIDENTIAL.</p>
---	---	---

GEOGRAPHIC IDENTIFICATION

Province			
City/Municipality			
Barangay			
Enumeration Area No.			
Random Start			
No. of Sample Households			
Total Listing Pages Used			

PROCESSING RECORD

	ACTIVITY	DATE		SIGNATURE OF PERSON RESPONSIBLE	REMARKS
		Started	Finished		
EN	Listing and Enumeration				
TS	Receipt				
	Verification of Computation of Sheet Totals				
CA	Receipt				
	Verification of Geographic Identification				
S	Verification of Questionnaires vs. Listing				

APPENDIX E

ENUMERATOR'S DAILY ACCOMPLISHMENT AND QUESTIONNAIRE TRANSMITTAL RECORD

DATE (May)	NUMBER OF HOUSEHOLDS ENUMERATED		REMARKS	NO. OF QUESTIONNAIRES						TS SIGNATURE AND REMARKS
	Daily	Cumulative Total		SUBMITTED TO TEAM SUPERVISOR			RETURNED BY TEAM SUPERVISOR			
				FORM 2	FORM 3	FORM 4	FORM 2	FORM 3	FORM 4	
1										
2										
3										
4										
5										
6										
7										
8										
9										
10										
11										
12										
13										
14										
15										
16										
17										
18										
19										
20										

NOTES:

APPENDIX F

<p>CPH FORM 2 MAY 1, 1990</p> <p>NSCB Approval No. A0477-R192-MS</p> <p>Expires on - December 31, 1990</p>	<p>Republic of the Philippines NATIONAL STATISTICS OFFICE Manila</p> <p>1990 Census <i>of</i> Population and Housing</p> <p>COMMON HOUSEHOLD QUESTIONNAIRE</p>	<p>CONFIDENTIALITY:</p> <p>This census is authorized by Commonwealth Act No. 591 and B. P. Blg. 72.</p> <p>All information is held strictly CONFIDENTIAL.</p>			
<p>GEOGRAPHIC IDENTIFICATION</p>					
<p>Booklet _____ of _____ booklets</p>					
Province		<table border="1" style="width: 40px; height: 20px; margin: 0 auto;"> <tr><td style="width: 20px; height: 20px;"></td><td style="width: 20px; height: 20px;"></td></tr> </table>			
City/Municipality		<table border="1" style="width: 40px; height: 20px; margin: 0 auto;"> <tr><td style="width: 20px; height: 20px;"></td><td style="width: 20px; height: 20px;"></td></tr> </table>			
Barangay		<table border="1" style="width: 60px; height: 20px; margin: 0 auto;"> <tr><td style="width: 20px; height: 20px;"></td><td style="width: 20px; height: 20px;"></td><td style="width: 20px; height: 20px;"></td></tr> </table>			
Enumeration Area No.		<table border="1" style="width: 40px; height: 20px; margin: 0 auto;"> <tr><td style="width: 20px; height: 20px;"></td><td style="width: 20px; height: 20px;"></td></tr> </table>			
CB Building Serial No.		<table border="1" style="width: 60px; height: 20px; margin: 0 auto;"> <tr><td style="width: 20px; height: 20px;"></td><td style="width: 20px; height: 20px;"></td><td style="width: 20px; height: 20px;"></td></tr> </table>			
Building Serial No.		<table border="1" style="width: 60px; height: 20px; margin: 0 auto;"> <tr><td style="width: 20px; height: 20px;"></td><td style="width: 20px; height: 20px;"></td><td style="width: 20px; height: 20px;"></td></tr> </table>			
Housing Unit Serial No.		<table border="1" style="width: 60px; height: 20px; margin: 0 auto;"> <tr><td style="width: 20px; height: 20px;"></td><td style="width: 20px; height: 20px;"></td><td style="width: 20px; height: 20px;"></td></tr> </table>			
Household Serial No.		<table border="1" style="width: 60px; height: 20px; margin: 0 auto;"> <tr><td style="width: 20px; height: 20px;"></td><td style="width: 20px; height: 20px;"></td><td style="width: 20px; height: 20px;"></td></tr> </table>			
Line Number of Respondent		<table border="1" style="width: 40px; height: 20px; margin: 0 auto;"> <tr><td style="width: 20px; height: 20px;"></td><td style="width: 20px; height: 20px;"></td></tr> </table>			
Name of Household Head					
Address					
	(House No. and Street Name or Name of Sitio)				
<p>CERTIFICATION</p> <p><i>I hereby certify that the data set forth were obtained/reviewed by me personally and in accordance with the instructions.</i></p>					
<p>_____ Signature Over Printed Name of Enumerator</p>	<p>_____ Date Accomplished</p>				
<p>_____ Signature Over Printed Name of Team Supervisor</p>	<p>_____ Date Reviewed</p>				

APPENDIX F

LINE NUMBER	POPULATION							
	ALL							
	NAME		Relationship to HH Head	Age		Sex	Marital Status	Religious Affiliation
	<p>Who is the head of this household? Who are the persons usually residing here as of May 1, 1990?</p> <p>LIST IN THIS ORDER (FAMILY NAME FIRST)</p> <p>Head Spouse of the head Never-married children of head/spouse (oldest to youngest) Ever-married children of head/spouse and their families (oldest to youngest) Other relatives of head Non-relatives of head</p> <p>(BE SURE TO INCLUDE BABIES AND ELDERLY PERSONS AND MEMBERS OF HOUSEHOLDS TEMPORARILY AWAY ON VACATION, ON BUSINESS, IN THE HOSPITAL, ETC.)</p> <p>ENCIRCLE LINE NO. OF RESPONDENT</p>	<p>ENTER</p> <p>1 IF OVERSEAS WORKER</p> <p>2 IF OTHERWISE.</p>	<p>What is _____'s relationship to the household head?</p> <p>ENTER APPROPRIATE CODE LISTED BELOW.</p>	<p>Date of Birth</p> <p>ENTER MONTH AND YEAR.</p>	<p>What is _____'s age as of his/her last birthday?</p> <p>IF AGE IS LESS THAN ONE YEAR, ENTER '00'.</p>	<p>1 M A L E</p> <p>2 F E M A L E</p> <p>EN-CIRCLE CODE</p>	<p>What is _____'s marital status?</p> <p>ENTER CODE</p> <p>1 Single 2 Married 3 Widowed 4 Divorced/Separated 5 Others 6 Unknown</p> <p>FOR PERSONS BELOW 10 YEARS OLD ENTER '1'</p>	<p>What is _____'s religious affiliation?</p> <p>ENTER APPROPRIATE CODE LISTED BELOW.</p> <p>IF OTHERS, SPECIFY.</p>
	(P1)	(P2)	(P3)	(P4)	(P5)	(P6)	(P7)	(P8)
01			01	Mo. _____ Yr. _____		1 M 2 F		
02				Mo. _____ Yr. _____		1 M 2 F		
03				Mo. _____ Yr. _____		1 M 2 F		
04				Mo. _____ Yr. _____		1 M 2 F		
05				Mo. _____ Yr. _____		1 M 2 F		
06				Mo. _____ Yr. _____		1 M 2 F		
07				Mo. _____ Yr. _____		1 M 2 F		
08				Mo. _____ Yr. _____		1 M 2 F		
<p>ARE THERE MORE THAN 8 MEMBERS IN THIS HOUSEHOLD?</p> <p>1 Yes, USE ANOTHER BOOKLET</p> <p>2 No</p>		<p>Codes for P3, Relationship to Household Head</p> <p>01 Head 02 Spouse 03 Son 04 Daughter 05 Stepson 06 Stepdaughter 07 Son-in-law 08 Daughter-in-law 09 Grandson 10 Granddaughter</p> <p>11 Father 12 Mother 13 Brother 14 Sister 15 Uncle 16 Aunt 17 Nephew 18 Niece 19 Other Relative 20 Non-relative</p>				<p>Codes for P8, Religious Affiliation</p> <p>00 None 01 Roman Catholic 02 Aglipay 03 Islam 04 Iglesia ni Cristo 05 United Churches of Christ in the Phil. Others, specify</p>		

APPENDIX F

CENSUS QUESTIONS								
PERSONS				5 YEARS OLD AND OVER				
Citizenship		Disability		Residence 5 Years Ago	Literacy	Highest Educational Attainment		
<i>Is _____ a citizen of the Phil.?</i>	<i>What country is _____ a citizen of?</i>	<i>Does _____ have any physical or mental disability?</i>	<i>What type of disability does _____ have?</i>	<i>In what city/municipality and province did _____ reside on May 1, 1985?</i>	<i>Can _____ read & write a simple message in any language or dialect?</i>	<i>What is the highest grade/year completed by _____?</i>		
ENCIRCLE CODE	ENTER APPROPRIATE CODE LISTED BELOW.	ENCIRCLE CODE	ENTER APPROPRIATE CODE LISTED BELOW.	7 Foreign Country 8 Same City/Municipality 9 Unknown	ENCIRCLE CODE	ENTER APPROPRIATE CODE LISTED BELOW.		
1 Yes, SKIP TO P11.	IF OTHERS, SPECIFY.	1 Yes	IF OTHERS, SPECIFY.	IF ANOTHER CITY/MUNICIPALITY, SPECIFY THE CITY/MUN. AND PROVINCE.	1 Yes	IF GRADUATE OF POST-SECONDARY OR COLLEGE COURSE, SPECIFY FIELD OF STUDY.		
2 No		2 No, SKIP TO P17.			2 No			
(P9)	(P10)	(P11)	(P12)	(P17)	(P19)	(P22)		
1 Y	<input type="checkbox"/>	1 Y	<input type="checkbox"/>	<input type="checkbox"/>	1 Y	<input type="checkbox"/>	<input type="checkbox"/>	01
2 N	<input type="checkbox"/>	2 N	<input type="checkbox"/>	<input type="checkbox"/>	2 N	<input type="checkbox"/>	<input type="checkbox"/>	
1 Y	<input type="checkbox"/>	1 Y	<input type="checkbox"/>	<input type="checkbox"/>	1 Y	<input type="checkbox"/>	<input type="checkbox"/>	02
2 N	<input type="checkbox"/>	2 N	<input type="checkbox"/>	<input type="checkbox"/>	2 N	<input type="checkbox"/>	<input type="checkbox"/>	
1 Y	<input type="checkbox"/>	1 Y	<input type="checkbox"/>	<input type="checkbox"/>	1 Y	<input type="checkbox"/>	<input type="checkbox"/>	03
2 N	<input type="checkbox"/>	2 N	<input type="checkbox"/>	<input type="checkbox"/>	2 N	<input type="checkbox"/>	<input type="checkbox"/>	
1 Y	<input type="checkbox"/>	1 Y	<input type="checkbox"/>	<input type="checkbox"/>	1 Y	<input type="checkbox"/>	<input type="checkbox"/>	04
2 N	<input type="checkbox"/>	2 N	<input type="checkbox"/>	<input type="checkbox"/>	2 N	<input type="checkbox"/>	<input type="checkbox"/>	
1 Y	<input type="checkbox"/>	1 Y	<input type="checkbox"/>	<input type="checkbox"/>	1 Y	<input type="checkbox"/>	<input type="checkbox"/>	05
2 N	<input type="checkbox"/>	2 N	<input type="checkbox"/>	<input type="checkbox"/>	2 N	<input type="checkbox"/>	<input type="checkbox"/>	
1 Y	<input type="checkbox"/>	1 Y	<input type="checkbox"/>	<input type="checkbox"/>	1 Y	<input type="checkbox"/>	<input type="checkbox"/>	06
2 N	<input type="checkbox"/>	2 N	<input type="checkbox"/>	<input type="checkbox"/>	2 N	<input type="checkbox"/>	<input type="checkbox"/>	
1 Y	<input type="checkbox"/>	1 Y	<input type="checkbox"/>	<input type="checkbox"/>	1 Y	<input type="checkbox"/>	<input type="checkbox"/>	07
2 N	<input type="checkbox"/>	2 N	<input type="checkbox"/>	<input type="checkbox"/>	2 N	<input type="checkbox"/>	<input type="checkbox"/>	
1 Y	<input type="checkbox"/>	1 Y	<input type="checkbox"/>	<input type="checkbox"/>	1 Y	<input type="checkbox"/>	<input type="checkbox"/>	08
2 N	<input type="checkbox"/>	2 N	<input type="checkbox"/>	<input type="checkbox"/>	2 N	<input type="checkbox"/>	<input type="checkbox"/>	

Codes for P10, Country of Citizenship	Codes for P12, Disability	Codes for P22, Highest Educational Attainment																							
01 People's Republic of China 02 U. S. A. 03 Indonesia 04 India 05 Japan 06 Iran 07 Australia 08 United Kingdom Others, specify	1 Blindness 2 Deafness 3 Muteness 4 Deafness/Muteness 5 Speech Impairment 6 Mental illness 7 Mental Retardation 8 Orthopedic Handicap 9 Multiple Disability 0 Others, specify	0000 No Grade Completed 0100 Pre-school <table style="width: 100%; border: none;"> <tr> <td style="width: 33%;">ELEMENTARY</td> <td style="width: 33%;">HIGH SCHOOL</td> <td style="width: 33%;">COLLEGE</td> </tr> <tr> <td>1100 Grade 1</td> <td>2100 1st Year</td> <td>3100 1st Year</td> </tr> <tr> <td>1200 Grade 2</td> <td>2200 2nd Year</td> <td>3200 2nd Year</td> </tr> <tr> <td>1300 Grade 3</td> <td>2300 3rd Year</td> <td>3300 3rd Year</td> </tr> <tr> <td>1400 Grade 4</td> <td>2400 4th Year</td> <td>3400 4th Year</td> </tr> <tr> <td>1500 Grade 5</td> <td>3000 Undergraduate</td> <td>3500 5th Year</td> </tr> <tr> <td>1600 Grade 6 or 7</td> <td>Post-Secondary</td> <td></td> </tr> </table>			ELEMENTARY	HIGH SCHOOL	COLLEGE	1100 Grade 1	2100 1st Year	3100 1st Year	1200 Grade 2	2200 2nd Year	3200 2nd Year	1300 Grade 3	2300 3rd Year	3300 3rd Year	1400 Grade 4	2400 4th Year	3400 4th Year	1500 Grade 5	3000 Undergraduate	3500 5th Year	1600 Grade 6 or 7	Post-Secondary	
ELEMENTARY	HIGH SCHOOL	COLLEGE																							
1100 Grade 1	2100 1st Year	3100 1st Year																							
1200 Grade 2	2200 2nd Year	3200 2nd Year																							
1300 Grade 3	2300 3rd Year	3300 3rd Year																							
1400 Grade 4	2400 4th Year	3400 4th Year																							
1500 Grade 5	3000 Undergraduate	3500 5th Year																							
1600 Grade 6 or 7	Post-Secondary																								

APPENDIX F

HOUSING CENSUS QUESTIONS																																		
<p>B1 TO B4 ARE TO BE ANSWERED BY MERE OBSERVATION. IF DOUBTFUL, ASK THE RESPONDENT.</p>	<p>D1 IS TO BE ASKED FROM ANY HOUSEHOLD IN THIS HOUSING UNIT.</p>																																	
<p>B1 TYPE OF BUILDING/HOUSE</p> <p>1 Single house 2 Duplex 3 Multi-unit residential (3 units or more) 4 Commercial/Industrial/Agricultural (office, factory, etc.) 5 Institutional living quarters (hotel, hospital, etc.) 6 Other housing unit (boat, cave, etc.)</p> <p style="text-align: right;">ENTER CODE <input style="width: 50px;" type="text"/></p>	<p>D1 FLOOR AREA OF THIS HOUSING UNIT</p> <p style="text-align: center;"><i>What is the estimated floor area of this housing unit ?</i></p> <table style="width: 100%; border-collapse: collapse;"> <thead> <tr> <th style="width: 10%;"></th> <th style="width: 45%;">SQUARE METERS</th> <th style="width: 45%;">SQUARE FEET</th> </tr> </thead> <tbody> <tr><td>01</td><td>less than 10</td><td>less than 108</td></tr> <tr><td>02</td><td>10 - 19</td><td>108 - 209</td></tr> <tr><td>03</td><td>20 - 29</td><td>210 - 317</td></tr> <tr><td>04</td><td>30 - 49</td><td>318 - 532</td></tr> <tr><td>05</td><td>50 - 69</td><td>533 - 748</td></tr> <tr><td>06</td><td>70 - 89</td><td>749 - 963</td></tr> <tr><td>07</td><td>90 - 119</td><td>964 - 1286</td></tr> <tr><td>08</td><td>120 - 149</td><td>1287 - 1609</td></tr> <tr><td>09</td><td>150 - 199</td><td>1610 - 2147</td></tr> <tr><td>10</td><td>200 and over</td><td>2148 and over</td></tr> </tbody> </table> <p style="text-align: right;">ENTER CODE <input style="width: 50px;" type="text"/></p>		SQUARE METERS	SQUARE FEET	01	less than 10	less than 108	02	10 - 19	108 - 209	03	20 - 29	210 - 317	04	30 - 49	318 - 532	05	50 - 69	533 - 748	06	70 - 89	749 - 963	07	90 - 119	964 - 1286	08	120 - 149	1287 - 1609	09	150 - 199	1610 - 2147	10	200 and over	2148 and over
	SQUARE METERS	SQUARE FEET																																
01	less than 10	less than 108																																
02	10 - 19	108 - 209																																
03	20 - 29	210 - 317																																
04	30 - 49	318 - 532																																
05	50 - 69	533 - 748																																
06	70 - 89	749 - 963																																
07	90 - 119	964 - 1286																																
08	120 - 149	1287 - 1609																																
09	150 - 199	1610 - 2147																																
10	200 and over	2148 and over																																
<p>B2 CONSTRUCTION MATERIAL OF THE ROOF</p> <p>1 Galvanized iron/Aluminum 2 Tile/Concrete/Clay tile 3 Half galvanized iron and half concrete 4 Wood 5 Cogon/Nipa/Anahaw 6 Asbestos 7 Makeshift/Salvaged/Improvised materials 8 Others, specify _____</p> <p style="text-align: right;">ENTER CODE <input style="width: 50px;" type="text"/></p>	<p style="text-align: center;">H4, H7, H11 AND H12 ARE TO BE ANSWERED BY ALL HOUSEHOLDS.</p>																																	
<p>B3 CONSTRUCTION MATERIAL OF THE OUTER WALLS</p> <p>01 Concrete/Brick/Stone 02 Wood 03 Half concrete/brick/stone and half wood 04 Galvanized iron/Aluminum 05 Bamboo/Sawali/Cogon/Nipa 06 Asbestos 07 Glass 08 Makeshift/Salvaged/Improvised materials 09 Others, specify _____ 10 No walls</p> <p style="text-align: right;">ENTER CODE <input style="width: 50px;" type="text"/></p>	<p>H4 TENURE STATUS OF THE HOUSING UNIT</p> <p style="text-align: center;"><i>What is the tenure status of this housing unit ?</i></p> <p>1 Owned/being amortized 2 Rented 3 Being occupied for free with consent of owner 4 Being occupied for free without consent of owner</p> <p style="text-align: right;">ENTER CODE <input style="width: 50px;" type="text"/></p>																																	
<p>B4 STATE OF REPAIR</p> <p style="text-align: center;"><i>Determine the current condition of the building/house.</i></p> <p>1 Needs no repair/needs minor repair 2 Needs major repair 3 Dilapidated/condemned 4 Under renovation/being repaired 5 Under construction 6 Unfinished construction</p> <p style="text-align: right;">ENTER CODE <input style="width: 50px;" type="text"/></p>	<p>H7 TENURE STATUS OF THE LOT</p> <p style="text-align: center;"><i>What is the tenure status of the lot ?</i></p> <p>1 Owned/being amortized 2 Rented 3 Being occupied for free with consent of owner 4 Being occupied for free without consent of owner</p> <p style="text-align: right;">ENTER CODE <input style="width: 50px;" type="text"/></p>																																	
<p>B5 IS TO BE ASKED FROM ANY HOUSEHOLD IN THE BUILDING/HOUSE.</p>	<p>H11 PRESENCE OF HOUSEHOLD CONVENIENCES</p> <p style="text-align: center;"><i>Does this household have the following household conveniences in working condition?</i></p> <table style="width: 100%; border-collapse: collapse;"> <thead> <tr> <th style="width: 70%;"></th> <th style="width: 10%;"></th> <th style="width: 10%;">1 Yes</th> <th style="width: 10%;">2 No</th> </tr> </thead> <tbody> <tr> <td>A. Radio/Radio cassette</td> <td></td> <td><input type="checkbox"/></td> <td><input type="checkbox"/></td> </tr> <tr> <td>B. Television</td> <td></td> <td><input type="checkbox"/></td> <td><input type="checkbox"/></td> </tr> <tr> <td>C. Refrigerator/Freezer</td> <td></td> <td><input type="checkbox"/></td> <td><input type="checkbox"/></td> </tr> <tr> <td>D. Telephone</td> <td></td> <td><input type="checkbox"/></td> <td><input type="checkbox"/></td> </tr> <tr> <td>E. Motor vehicle</td> <td></td> <td><input type="checkbox"/></td> <td><input type="checkbox"/></td> </tr> </tbody> </table> <p style="text-align: right;">ENTER CODE <input style="width: 50px;" type="text"/></p>			1 Yes	2 No	A. Radio/Radio cassette		<input type="checkbox"/>	<input type="checkbox"/>	B. Television		<input type="checkbox"/>	<input type="checkbox"/>	C. Refrigerator/Freezer		<input type="checkbox"/>	<input type="checkbox"/>	D. Telephone		<input type="checkbox"/>	<input type="checkbox"/>	E. Motor vehicle		<input type="checkbox"/>	<input type="checkbox"/>									
		1 Yes	2 No																															
A. Radio/Radio cassette		<input type="checkbox"/>	<input type="checkbox"/>																															
B. Television		<input type="checkbox"/>	<input type="checkbox"/>																															
C. Refrigerator/Freezer		<input type="checkbox"/>	<input type="checkbox"/>																															
D. Telephone		<input type="checkbox"/>	<input type="checkbox"/>																															
E. Motor vehicle		<input type="checkbox"/>	<input type="checkbox"/>																															
<p>B5 YEAR BUILDING/HOUSE WAS BUILT</p> <p style="text-align: center;"><i>When was this building/house built?</i></p> <table style="width: 100%; border-collapse: collapse;"> <tbody> <tr> <td>01 1990</td> <td>07 1971 - 1980</td> </tr> <tr> <td>02 1989</td> <td>08 1961 - 1970</td> </tr> <tr> <td>03 1988</td> <td>09 1951 - 1960</td> </tr> <tr> <td>04 1987</td> <td>10 1950 or earlier</td> </tr> <tr> <td>05 1986</td> <td>98 Not applicable</td> </tr> <tr> <td>06 1981 - 1985</td> <td>99 Don't know</td> </tr> </tbody> </table> <p style="text-align: right;">ENTER CODE <input style="width: 50px;" type="text"/></p>	01 1990	07 1971 - 1980	02 1989	08 1961 - 1970	03 1988	09 1951 - 1960	04 1987	10 1950 or earlier	05 1986	98 Not applicable	06 1981 - 1985	99 Don't know	<p>H12 LAND OWNERSHIP</p> <p style="text-align: center;"><i>Does any member of this household own the following?</i></p> <table style="width: 100%; border-collapse: collapse;"> <thead> <tr> <th style="width: 70%;"></th> <th style="width: 10%;"></th> <th style="width: 10%;">1 Yes</th> <th style="width: 10%;">2 No</th> </tr> </thead> <tbody> <tr> <td>A. Other residential land(s)</td> <td></td> <td><input type="checkbox"/></td> <td><input type="checkbox"/></td> </tr> <tr> <td>B. Agricultural land(s)</td> <td></td> <td><input type="checkbox"/></td> <td><input type="checkbox"/></td> </tr> <tr> <td>C. Other land(s)</td> <td></td> <td><input type="checkbox"/></td> <td><input type="checkbox"/></td> </tr> </tbody> </table> <p style="text-align: right;">ENTER CODE <input style="width: 50px;" type="text"/></p>			1 Yes	2 No	A. Other residential land(s)		<input type="checkbox"/>	<input type="checkbox"/>	B. Agricultural land(s)		<input type="checkbox"/>	<input type="checkbox"/>	C. Other land(s)		<input type="checkbox"/>	<input type="checkbox"/>					
01 1990	07 1971 - 1980																																	
02 1989	08 1961 - 1970																																	
03 1988	09 1951 - 1960																																	
04 1987	10 1950 or earlier																																	
05 1986	98 Not applicable																																	
06 1981 - 1985	99 Don't know																																	
		1 Yes	2 No																															
A. Other residential land(s)		<input type="checkbox"/>	<input type="checkbox"/>																															
B. Agricultural land(s)		<input type="checkbox"/>	<input type="checkbox"/>																															
C. Other land(s)		<input type="checkbox"/>	<input type="checkbox"/>																															

APPENDIX G

<p>CPH FORM 3 MAY 1, 1990</p> <p>NSCB Approval No. A0477-R193-MS</p> <p>Expires on - December 31, 1990</p>	<p>Republic of the Philippines NATIONAL STATISTICS OFFICE Manila</p> <p>1990 Census <i>of</i> Population and Housing</p> <p>SAMPLE HOUSEHOLD QUESTIONNAIRE</p>	<p>CONFIDENTIALITY:</p> <p>This census is authorized by Commonwealth Act No. 591 and B. P. Blg. 72.</p> <p>All information is held strictly CONFIDENTIAL.</p>
<p>GEOGRAPHIC IDENTIFICATION</p>		
<p>Booklet _____ of _____ booklets</p>		
Province		<input style="width: 30px; height: 20px; border: 1px solid black;" type="text"/> <input style="width: 30px; height: 20px; border: 1px solid black;" type="text"/>
City/Municipality		<input style="width: 30px; height: 20px; border: 1px solid black;" type="text"/> <input style="width: 30px; height: 20px; border: 1px solid black;" type="text"/>
Barangay		<input style="width: 30px; height: 20px; border: 1px solid black;" type="text"/> <input style="width: 30px; height: 20px; border: 1px solid black;" type="text"/> <input style="width: 30px; height: 20px; border: 1px solid black;" type="text"/>
Enumeration Area No.		<input style="width: 30px; height: 20px; border: 1px solid black;" type="text"/> <input style="width: 30px; height: 20px; border: 1px solid black;" type="text"/>
CB Building Serial No.		<input style="width: 30px; height: 20px; border: 1px solid black;" type="text"/> <input style="width: 30px; height: 20px; border: 1px solid black;" type="text"/> <input style="width: 30px; height: 20px; border: 1px solid black;" type="text"/>
Building Serial No.		<input style="width: 30px; height: 20px; border: 1px solid black;" type="text"/> <input style="width: 30px; height: 20px; border: 1px solid black;" type="text"/> <input style="width: 30px; height: 20px; border: 1px solid black;" type="text"/>
Housing Unit Serial No.		<input style="width: 30px; height: 20px; border: 1px solid black;" type="text"/> <input style="width: 30px; height: 20px; border: 1px solid black;" type="text"/> <input style="width: 30px; height: 20px; border: 1px solid black;" type="text"/>
Household Serial No.		<input style="width: 30px; height: 20px; border: 1px solid black;" type="text"/> <input style="width: 30px; height: 20px; border: 1px solid black;" type="text"/> <input style="width: 30px; height: 20px; border: 1px solid black;" type="text"/>
Line Number of Respondent		<input style="width: 30px; height: 20px; border: 1px solid black;" type="text"/> <input style="width: 30px; height: 20px; border: 1px solid black;" type="text"/>
Name of Household Head		
Address		
	(House No. and Street Name or Name of Sitio)	
<p>CERTIFICATION</p>		
<p><i>I hereby certify that the data set forth were obtained/reviewed by me personally and in accordance with the instructions.</i></p>		
_____	_____	
Signature Over Printed Name of Enumerator	Date Accomplished	
_____	_____	
Signature Over Printed Name of Team Supervisor	Date Reviewed	

APPENDIX G

LINE NUMBER		POPULATION						
		ALL						
		Relationship to HH Head	Age		Sex	Marital Status	Religious Affiliation	
<p>Who is the head of this household? Who are the persons usually residing here as of May 1, 1990?</p> <p>LIST IN THIS ORDER (FAMILY NAME FIRST)</p> <p>Head Spouse of the head Never-married children of head/spouse (oldest to youngest) Ever-married children of head/spouse and their families (oldest to youngest) Other relatives of head Non-relatives of head</p> <p>(BE SURE TO INCLUDE BABIES AND ELDERLY PERSONS AND MEMBERS OF HOUSEHOLDS TEMPORARILY AWAY ON VACATION, ON BUSINESS, IN THE HOSPITAL, ETC.)</p> <p>ENCIRCLE LINE NO. OF RESPONDENT</p>		<p>ENTER</p> <p>1 IF OVERSEAS WORKER</p> <p>2 IF OTHERWISE.</p>	<p>What is ___'s relationship to the household head?</p> <p>ENTER APPROPRIATE CODE LISTED BELOW.</p>	<p>Date of Birth</p> <p>ENTER MONTH AND YEAR.</p>	<p>What is ___'s age as of his/her last birthday?</p> <p>IF AGE IS LESS THAN ONE YEAR, ENTER "00".</p>	<p>1 M A L E</p> <p>2 F E M A L E</p> <p>EN-CIRCLE CODE</p>	<p>What is ___'s marital status?</p> <p>ENTER CODE</p> <p>1 Single 2 Married 3 Widowed 4 Divorced/ Separated 5 Others 6 Unknown</p> <p>FOR PERSONS BELOW 10 YEARS OLD ENTER '1'</p>	<p>What is ___'s religious affiliation?</p> <p>ENTER APPROPRIATE CODE LISTED BELOW.</p> <p>IF OTHERS, SPECIFY.</p>
(P1)		(P2)	(P3)	(P4)	(P5)	(P6)	(P7)	(P8)
01			01	Mo. _____ Yr. _____		1 M 2 F		
02				Mo. _____ Yr. _____		1 M 2 F		
03				Mo. _____ Yr. _____		1 M 2 F		
04				Mo. _____ Yr. _____		1 M 2 F		
05				Mo. _____ Yr. _____		1 M 2 F		
06				Mo. _____ Yr. _____		1 M 2 F		
07				Mo. _____ Yr. _____		1 M 2 F		
08				Mo. _____ Yr. _____		1 M 2 F		

<p>ARE THERE MORE THAN 8 MEMBERS IN THIS HOUSEHOLD?</p> <p>1 Yes, USE ANOTHER BOOKLET</p> <p>2 No</p>	<p><i>Codes for P3, Relationship to Household Head</i></p> <table style="width:100%; border: none;"> <tr><td style="width:50%;">01 Head</td><td style="width:50%;">11 Father</td></tr> <tr><td>02 Spouse</td><td>12 Mother</td></tr> <tr><td>03 Son</td><td>13 Brother</td></tr> <tr><td>04 Daughter</td><td>14 Sister</td></tr> <tr><td>05 Stepson</td><td>15 Uncle</td></tr> <tr><td>06 Stepdaughter</td><td>16 Aunt</td></tr> <tr><td>07 Son-in-law</td><td>17 Nephew</td></tr> <tr><td>08 Daughter-in-law</td><td>18 Niece</td></tr> <tr><td>09 Grandson</td><td>19 Other Relative</td></tr> <tr><td>10 Granddaughter</td><td>00 Non-relative</td></tr> </table>	01 Head	11 Father	02 Spouse	12 Mother	03 Son	13 Brother	04 Daughter	14 Sister	05 Stepson	15 Uncle	06 Stepdaughter	16 Aunt	07 Son-in-law	17 Nephew	08 Daughter-in-law	18 Niece	09 Grandson	19 Other Relative	10 Granddaughter	00 Non-relative	<p><i>Codes for P8, Religious Affiliation</i></p> <table style="width:100%; border: none;"> <tr><td style="width:50%;">00 None</td><td style="width:50%;">01 Roman Catholic</td></tr> <tr><td>02 Aglipay</td><td>03 Islam</td></tr> <tr><td>04 Iglesia ni Cristo</td><td>05 United Churches of Christ in the Phil.</td></tr> <tr><td colspan="2">Others, specify</td></tr> </table>	00 None	01 Roman Catholic	02 Aglipay	03 Islam	04 Iglesia ni Cristo	05 United Churches of Christ in the Phil.	Others, specify	
01 Head	11 Father																													
02 Spouse	12 Mother																													
03 Son	13 Brother																													
04 Daughter	14 Sister																													
05 Stepson	15 Uncle																													
06 Stepdaughter	16 Aunt																													
07 Son-in-law	17 Nephew																													
08 Daughter-in-law	18 Niece																													
09 Grandson	19 Other Relative																													
10 Granddaughter	00 Non-relative																													
00 None	01 Roman Catholic																													
02 Aglipay	03 Islam																													
04 Iglesia ni Cristo	05 United Churches of Christ in the Phil.																													
Others, specify																														

CENSUS QUESTIONS

PERSONS

5 YEARS OLD AND OVER

Citizenship		Disability		Mother Tongue	Mother's Usual Residence	Previous Residence		LINE NUMBER
Is _____ a citizen of the Phil.?	What country is _____ a citizen of?	Does _____ have any physical or mental disability?	What type of disability does _____ have?	What was _____'s dialect/language spoken at earliest childhood?	Where was _____'s mother's usual residence at the time of his/her birth?	In what city/municipality did _____ live before moving to this place?	When did _____ move to this city/municipality?	
ENCIRCLE CODE 1 Yes, SKIP TO P11. 2 No	ENTER APPROPRIATE CODE LISTED BELOW. IF OTHERS, SPECIFY.	ENCIRCLE CODE 1 Yes 2 No, SKIP TO P13.	ENTER APPROPRIATE CODE LISTED BELOW. IF OTHERS, SPECIFY.	ENTER APPROPRIATE CODE LISTED BELOW IF OTHERS, SPECIFY.	7 Foreign country 8 Same city/municipality 9 Unknown IF ANOTHER CITY/MUN., SPECIFY CITY/ MUNICIPALITY AND PROVINCE.	ENTER '0' IF SINCE BIRTH. OTHERWISE, ENTER MONTH AND YEAR.	ENTER '0' IF SINCE BIRTH. OTHERWISE, ENTER MONTH AND YEAR.	
(P9)	(P10)	(P11)	(P12)	(P13)	(P14)	(P15)	(P16)	
1 Y	<input type="checkbox"/>	1 Y	<input type="checkbox"/>	<input type="checkbox"/>	<input type="checkbox"/>	<input type="checkbox"/>	Mo. _____	01
2 N	<input type="checkbox"/>	2 N	<input type="checkbox"/>	<input type="checkbox"/>	<input type="checkbox"/>	<input type="checkbox"/>	Yr. _____	
1 Y	<input type="checkbox"/>	1 Y	<input type="checkbox"/>	<input type="checkbox"/>	<input type="checkbox"/>	<input type="checkbox"/>	Mo. _____	02
2 N	<input type="checkbox"/>	2 N	<input type="checkbox"/>	<input type="checkbox"/>	<input type="checkbox"/>	<input type="checkbox"/>	Yr. _____	
1 Y	<input type="checkbox"/>	1 Y	<input type="checkbox"/>	<input type="checkbox"/>	<input type="checkbox"/>	<input type="checkbox"/>	Mo. _____	03
2 N	<input type="checkbox"/>	2 N	<input type="checkbox"/>	<input type="checkbox"/>	<input type="checkbox"/>	<input type="checkbox"/>	Yr. _____	
1 Y	<input type="checkbox"/>	1 Y	<input type="checkbox"/>	<input type="checkbox"/>	<input type="checkbox"/>	<input type="checkbox"/>	Mo. _____	04
2 N	<input type="checkbox"/>	2 N	<input type="checkbox"/>	<input type="checkbox"/>	<input type="checkbox"/>	<input type="checkbox"/>	Yr. _____	
1 Y	<input type="checkbox"/>	1 Y	<input type="checkbox"/>	<input type="checkbox"/>	<input type="checkbox"/>	<input type="checkbox"/>	Mo. _____	05
2 N	<input type="checkbox"/>	2 N	<input type="checkbox"/>	<input type="checkbox"/>	<input type="checkbox"/>	<input type="checkbox"/>	Yr. _____	
1 Y	<input type="checkbox"/>	1 Y	<input type="checkbox"/>	<input type="checkbox"/>	<input type="checkbox"/>	<input type="checkbox"/>	Mo. _____	06
2 N	<input type="checkbox"/>	2 N	<input type="checkbox"/>	<input type="checkbox"/>	<input type="checkbox"/>	<input type="checkbox"/>	Yr. _____	
1 Y	<input type="checkbox"/>	1 Y	<input type="checkbox"/>	<input type="checkbox"/>	<input type="checkbox"/>	<input type="checkbox"/>	Mo. _____	07
2 N	<input type="checkbox"/>	2 N	<input type="checkbox"/>	<input type="checkbox"/>	<input type="checkbox"/>	<input type="checkbox"/>	Yr. _____	
1 Y	<input type="checkbox"/>	1 Y	<input type="checkbox"/>	<input type="checkbox"/>	<input type="checkbox"/>	<input type="checkbox"/>	Mo. _____	08
2 N	<input type="checkbox"/>	2 N	<input type="checkbox"/>	<input type="checkbox"/>	<input type="checkbox"/>	<input type="checkbox"/>	Yr. _____	

Codes for P10, Country of Citizenship	Codes for P12, Disability	Codes for P13, Mother Tongue	
01 People's Republic of China 02 U. S. A. 03 Indonesia 04 India 05 Japan 06 Iran 07 Australia 08 United Kingdom Others, specify	1 Blindness 2 Deafness 3 Muteness 4 Deafness/Muteness 5 Speech Impairment 6 Mental Illness 7 Mental Retardation 8 Orthopedic Handicap 9 Multiple Disability 0 Others, specify	01 Tagalog 02 Cebuano 03 Hiligaynon 04 Ilocano 05 Ibanag 06 Pampango	07 Pangasinan 08 Waray 09 Bicol 10 Maguindanao 11 Maranao Others, specify

APPENDIX G

POPULATION

LINE NUMBER	5 YEARS OLD AND OVER					10 YEARS		
	Residence 5 Years Ago	Language	Literacy	School Attendance	Place of School	Highest Educational Attainment	Usual Activity/Occupation	Kind of Business
	<i>In what city/municipality did _____ reside on May 1, 1985?</i>	<i>Is _____ able to speak Tagalog/Filipino?</i>	<i>Can _____ read & write a simple message in any language or dialect?</i>	<i>Did _____ attend school at anytime from June 1989 to March 1990?</i>	<i>In what city/municipality did _____ attend school?</i>	<i>What is the highest grade/year completed by _____?</i>	<i>What was _____'s usual activity/occupation during the past twelve months?</i> DESCRIBE OCCUPATION AS FULLY AS POSSIBLE. Examples: Palay Farmer Filing Clerk Fruit Vendor Student, etc.	<i>In what kind of business or industry did _____ work during the past twelve months?</i> DESCRIBE INDUSTRY AS FULLY AS POSSIBLE. Examples: Palay Farming Textile Manufacturing Fruit Retailing
	7 Foreign Country 8 Same City/Municipality 9 Unknown IF ANOTHER CITY/MUN., SPECIFY CITY/MUN. AND PROVINCE.	ENCIRCLE CODE 1 Yes 2 No	ENCIRCLE CODE 1 Yes 2 No	ENCIRCLE CODE 1 Yes 2 No, SKIP TO P22	7 Foreign Country 8 Same City/Municipality 9 Unknown IF ANOTHER CITY/MUN., SPECIFY CITY/MUN. AND PROVINCE.	IF GRADUATE OF POST-SECONDARY OR COLLEGE COURSE, SPECIFY FIELD OF STUDY.	IF HOUSEWIFE, STUDENT, OR RETIREE, SKIP TO P25.	
	(P17)	(P18)	(P19)	(P20)	(P21)	(P22)	(P23)	(P24)
01		1 Y 2 N	1 Y 2 N	1 Y 2 N				
02		1 Y 2 N	1 Y 2 N	1 Y 2 N				
03		1 Y 2 N	1 Y 2 N	1 Y 2 N				
04		1 Y 2 N	1 Y 2 N	1 Y 2 N				
05		1 Y 2 N	1 Y 2 N	1 Y 2 N				
06		1 Y 2 N	1 Y 2 N	1 Y 2 N				
07		1 Y 2 N	1 Y 2 N	1 Y 2 N				
08		1 Y 2 N	1 Y 2 N	1 Y 2 N				

Codes for P22, Highest Educational Attainment

0000 No Grade Completed
0100 Pre-school

Elementary

1100 Grade 1
1200 Grade 2
1300 Grade 3
1400 Grade 4
1500 Grade 5
1600 Grade 6 or 7

High School

2100 1st Year
2200 2nd Year
2300 3rd Year
2400 4th Year
3000 Undergraduate Post-Secondary

College

3100 1st Year
3200 2nd Year
3300 3rd Year
3400 4th Year
3500 5th Year

APPENDIX G

CENSUS QUESTIONS											LINE NUMBER
OLD AND OVER						FOR FEMALES 15-49 YEARS					
Employment Status	Occupation in Past Week	Industry in Past Week	Place of Work	Availability for Work	Looking for Work	Reason for not Looking for Work	Fertility				
Did <i>have a job or business during the past seven days?</i>	What was <i>activity/occupation during the past seven days?</i>	In what kind of <i>business or industry did work during the past seven days?</i>	In what city/ <i>municipality did work during the past seven days?</i>	Was <i>available for work during the past seven days?</i>	Did <i>looked for work during the past seven days?</i>	Why did <i>not look for work?</i>	How many <i>children have been born alive to</i>	How many <i>are still living?</i>	How many <i>children were born alive to</i>	What was <i>'s age at first marriage?</i>	
EN-CIRCLE CODE	DESCRIBE OCCUPATION AS FULLY AS POSSIBLE.	DESCRIBE INDUSTRY AS FULLY AS POSSIBLE.	IF ANOTHER CITY/MUN., SPECIFY CITY/MUN. AND PROVINCE. SKIP TO P32.	EN-CIRCLE CODE	EN-CIRCLE CODE	ENTER APPROPRIATE CODE LISTED BELOW. IF OTHERS, SPECIFY.	IF NONE, ENTER '00'.	F NONE, ENTER '00'.	ENTER ACTUAL NUMBER.	ENTER AGE.	
(P25)	(P26)	(P27)	(P28)	(P29)	(P30)	(P31)	(P32)	(P33)	(P34)	(P35)	
1 Y 2 N				1 Y 2 N	1 Y 2 N						01
1 Y 2 N				1 Y 2 N	1 Y 2 N						02
1 Y 2 N				1 Y 2 N	1 Y 2 N						03
1 Y 2 N				1 Y 2 N	1 Y 2 N						04
1 Y 2 N				1 Y 2 N	1 Y 2 N						05
1 Y 2 N				1 Y 2 N	1 Y 2 N						06
1 Y 2 N				1 Y 2 N	1 Y 2 N						07
1 Y 2 N				1 Y 2 N	1 Y 2 N						08
<p><i>Codes for P31, Reason for not Looking for Work</i></p> <p>1 Believe no work available 6 Too young, too old or retired, 2 Awaiting results of previous permanent disability job application 7 Housekeeping 3 Temporary illness/disability 8 Schooling 4 Bad weather 9 Others, specify 5 Waiting for rehire/job recall</p>						REMARKS:					

APPENDIX G

HOUSING CENSUS QUESTIONS

B1 TO B4 ARE TO BE ANSWERED BY MERE OBSERVATION. IF DOUBTFUL, ASK THE RESPONDENT.

B1 TYPE OF BUILDING/HOUSE

- 1 Single house
- 2 Duplex
- 3 Multi-unit residential (3 units or more)
- 4 Commercial/Industrial/Agricultural (office, factory, ricemill, etc.)
- 5 Institutional living quarters (hotel, hospital, etc.)
- 6 Other housing unit (boat, cave, etc.)

ENTER CODE

B2 CONSTRUCTION MATERIAL OF THE ROOF

- 1 Galvanized iron/Aluminum
- 2 Tile/Concrete/Clay tile
- 3 Half galvanized iron and half concrete
- 4 Wood
- 5 Cogon/Nipa/Anahaw
- 6 Asbestos
- 7 Makeshift/Salvaged/Improvised materials
- 8 Others, specify _____

ENTER CODE

B3 CONSTRUCTION MATERIAL OF THE OUTER WALLS

- 01 Concrete/Brick/Stone
- 02 Wood
- 03 Half concrete/brick/stone and half wood
- 04 Galvanized iron/Aluminum
- 05 Bamboo/Sawali/Cogon/Nipa
- 06 Asbestos
- 07 Glass
- 08 Makeshift/Salvaged/Improvised materials
- 09 Others, specify _____
- 10 No walls

ENTER CODE

B4 STATE OF REPAIR

Determine the current condition of the building/house.

- 1 Needs no repair/needs minor repair
- 2 Needs major repair
- 3 Dilapidated/Condemned
- 4 Under renovation/being repaired
- 5 Under construction
- 6 Unfinished construction

ENTER CODE

B5 IS TO BE ASKED FROM ANY HOUSEHOLD IN THE BUILDING.

B5 YEAR BUILDING/HOUSE WAS BUILT

When was this building/house built?

- | | |
|--------------|--------------------|
| 01 1990 | 07 1971-1980 |
| 02 1989 | 08 1961-1970 |
| 03 1988 | 09 1951-1960 |
| 04 1987 | 10 1950 or earlier |
| 05 1986 | 98 Not applicable |
| 06 1981-1985 | 99 Don't know |

ENTER CODE

D1 IS TO BE ASKED FROM ANY HOUSEHOLD IN THIS HOUSING UNIT.

D1 FLOOR AREA OF THE HOUSING UNIT

What is the estimated floor area of this housing unit?

SQUARE METERS

SQUARE FEET

- | | | |
|----|--------------|---------------|
| 01 | Less than 10 | Less than 108 |
| 02 | 10 - 19 | 108 - 209 |
| 03 | 20 - 29 | 210 - 317 |
| 04 | 30 - 49 | 318 - 532 |
| 05 | 50 - 69 | 533 - 748 |
| 06 | 70 - 89 | 749 - 963 |
| 07 | 90 - 119 | 964 - 1286 |
| 08 | 120 - 149 | 1287 - 1609 |
| 09 | 150 - 199 | 1610 - 2147 |
| 10 | 200 and over | 2148 and over |

ENTER CODE

H1 TO H3 ARE TO BE ANSWERED BY ALL HOUSEHOLDS.

H1 FUEL FOR LIGHTING

What kind of fuel does this household use for lighting?

- 1 Electricity
- 2 Kerosene (gas)
- 3 Liquefied petroleum gas (LPG)
- 4 Oil (vegetable, animal, etc.)
- 5 Others, specify _____

ENTER CODE

H2 FUEL FOR COOKING

What fuel does this household use most of the time for cooking?

- 1 Electricity
- 2 Kerosene (gas)
- 3 Liquefied petroleum gas (LPG)
- 4 Charcoal
- 5 Wood
- 6 Others, specify _____
- 7 None

ENTER CODE

H3 MAIN SOURCE OF DRINKING WATER

What is this household's main source of drinking water?

- 1 Own use, faucet, community water system
- 2 Shared, faucet, community water system
- 3 Own use, tubed/piped deep well
(at least 100 feet or 30 meters deep)
- 4 Shared, tubed/piped deep well
(at least 100 feet or 30 meters deep)
- 5 Tubed/piped shallow well
- 6 Dug well
- 7 Spring, lake, river, rain, etc.
- 8 Peddler

ENTER CODE

HOUSING CENSUS QUESTIONS

H4 TO H13 ARE TO BE ANSWERED BY ALL HOUSEHOLDS.

H4 TENURE STATUS OF THE HOUSING UNIT

What is the tenure status of this housing unit?

- 1 Owned/Being amortized
 - 2 Rented → ENTER CODE, GO TO H8
 - 3 Being occupied for free with consent of owner → ENTER CODE, GO TO H9
 - 4 Being occupied for free without consent of owner
- ENTER CODE

H5 ACQUISITION OF HOUSING UNIT

How did you acquire this housing unit?

- 1 Purchased
 - 2 Constructed by the owner/occupants with or without help of friends/relatives
 - 3 Constructed by hired/skilled workers
 - 4 Constructed by an organized contractor
 - 5 Inherited
 - 6 Others (lottery, gift) → ENTER CODE, GO TO H7
- ENTER CODE

H6 SOURCE OF FINANCING

Did you avail of the following sources of financing in the construction/purchase of this housing unit?

A. Own resources/interest-free loans from relatives/friends	1 Yes	2 No	ENTER CODE <input style="width: 50px;" type="text"/>
B. Government assistance: PAG-IBIG, GSIS, SSS, DBP, etc.	1 Yes	2 No	ENTER CODE <input style="width: 50px;" type="text"/>
C. Private banks/foundations/cooperatives	1 Yes	2 No	ENTER CODE <input style="width: 50px;" type="text"/>
D. Employer assistance	1 Yes	2 No	ENTER CODE <input style="width: 50px;" type="text"/>
E. Private persons	1 Yes	2 No	ENTER CODE <input style="width: 50px;" type="text"/>
F. Others, specify _____	1 Yes	2 No	ENTER CODE <input style="width: 50px;" type="text"/>

H7 TENURE STATUS OF THE LOT

What is the tenure status of the lot?

- 1 Owned/Being amortized
 - 2 Rented
 - 3 Being occupied for free with consent of owner → ENTER CODE, GO TO H9
 - 4 Being occupied for free without consent of owner
- ENTER CODE

H8 MONTHLY RENTAL OF HOUSING UNIT AND/OR LOT

How much is the monthly rental?

01 Below ₱ 50	07 500 - 699	
02 50 - 99	08 700 - 999	
03 100 - 149	09 1000 - 1499	
04 150 - 199	10 1500 - 1999	
05 200 - 299	11 2000 - 4999	
06 300 - 499	12 5000 and over	

ENTER CODE

H9 KIND OF TOILET FACILITY

What type of toilet facility does this household use?

- 1 Water-sealed, sewer/septic tank, used exclusively by the household
 - 2 Water-sealed, sewer/septic tank, shared with other households
 - 3 Water-sealed, other depository, used exclusively by the household
 - 4 Water-sealed, other depository, shared with other households
 - 5 Closed pit (without a water-sealed bowl and the depository is constructed usually of large circular tubes made of concrete or clay covered on top and has a small opening: antipolo, etc.)
 - 6 Open pit (same as closed pit but without covering)
 - 7 Others (pail system, etc.)
 - 8 None
- ENTER CODE

Water-sealed bowls are those where after water is flushed or poured into the bowl, a small amount of water is left and seals the bottom of the bowl from the pipe leading to the depository.

H10 USUAL MANNER OF GARBAGE DISPOSAL

How does this household usually dispose of its kitchen garbage such as left-over food, peelings of fruits and vegetables, fish and chicken entrails, etc.?

- 1 Picked up by garbage truck
 - 2 Dumping in individual pit (not burned)
 - 3 Burning
 - 4 Composting (later used as fertilizer)
 - 5 Burying
 - 6 Feeding to animals
 - 7 Others, specify _____
- ENTER CODE

H11 PRESENCE OF HOUSEHOLD CONVENIENCES

Does this household have the following household conveniences in working condition?

A. Radio/Radio cassette	1 Yes	2 No	ENTER CODE <input style="width: 50px;" type="text"/>
B. Television	1 Yes	2 No	ENTER CODE <input style="width: 50px;" type="text"/>
C. Refrigerator/Freezer	1 Yes	2 No	ENTER CODE <input style="width: 50px;" type="text"/>
D. Telephone	1 Yes	2 No	ENTER CODE <input style="width: 50px;" type="text"/>
E. Motor Vehicle	1 Yes	2 No	ENTER CODE <input style="width: 50px;" type="text"/>

H12 LAND OWNERSHIP

Does any member of this household own the following?

A. Other residential land(s)	1 Yes	2 No	ENTER CODE <input style="width: 50px;" type="text"/>
B. Agricultural land(s)	1 Yes	2 No	ENTER CODE <input style="width: 50px;" type="text"/>
C. Other land(s)	1 Yes	2 No	ENTER CODE <input style="width: 50px;" type="text"/>

H13 LANGUAGE/DIALECT GENERALLY SPOKEN

What is the language/dialect generally spoken at home by members of this household?

- 01 Tagalog
 - 02 Cebuano
 - 03 Hiligaynon
 - 04 Ilocano
 - 05 Ibanag
 - 06 Pampango
 - 07 Pangasinan
 - 08 Waray
 - 09 Bicol
 - 10 Maguindanao
 - 11 Maranao
 - 12 Tausug
 - Others, specify _____
- ENTER CODE