

# *1990 Census of Population and Housing*

REPORT NO.4 - 30 G:      HOUSING STATISTICS

*CEBU CITY*



Republic of the Philippines  
**NATIONAL STATISTICS OFFICE**  
Manila  
August 1992

**REPUBLIC OF THE PHILIPPINES**

*HIS EXCELLENCY*

**PRESIDENT FIDEL V. RAMOS**

**NATIONAL STATISTICAL COORDINATION BOARD**

**Honorable Cielito F. Habito**  
*Chairman*

**NATIONAL STATISTICS OFFICE**

**Tomas P. Africa**  
*Administrator*

**Nelia R. Marquez**  
*Deputy Administrator*

**Luisa T. Engracia**  
*Director II*  
*National Census and Household Surveys Department*

## **FOREWORD**

**Batas Pambansa Blg. 72 requires that a census of population be conducted every ten years. On this basis, the 1990 Census of Population and Housing was undertaken by the National Statistics Office in May 1990.**

**The results of the census are strategically used by many sectors. The size of the population determines the number of representation by congressional districts in the House of Representatives. To planners and government executives, the results of the census provide the basic information needed to effect an efficient and judicious allocation of government resources and services. To the general public, statistics from the census provide an understanding of the demographic, social, and economic characteristics of the Filipino people, and the characteristics of the housing unit in which they live, knowledge which can help them chart their own destiny.**

**This report, which is published by province and highly urbanized city, is one of many that will be prepared to disseminate the results of the 1990 Census of Population and Housing. Presented herein are data regarding the distribution of households and housing units and characteristics of the housing units such as type of building, construction materials of the roof and the outer walls, etc.**

**Other household related information like fuel used for lighting and cooking, source of drinking water, type of toilet facilities, manner of kitchen garbage disposal and presence of household convenience are included in the 1990 Census of Population and Housing Report No. 3.**

**The 1990 census would not have been successful had it not been for the services rendered by the various entities, both private and public, and the cooperation of the general populace. To them the National Statistics Office extends its deep appreciation for their support in this most important undertaking. More specifically, the valuable assistance or contribution of the following is acknowledged:**

- **Department of Education, Culture and Sports for the involvement of over 55,000 public school teachers who served as enumerators and supervisors;**
- **Department of National Defense for facilitating the enumeration of military camps and provision of transport facilities;**
- **Department of Foreign Affairs for coordinating the enumeration of embassies, consulates and missions abroad;**

- Department of Social Welfare and Development for the enumeration of the homeless population;
- the members of the National Statistical Coordination Board for lending out their logistics during the field enumeration phases;
- the members of the Provincial and City/Municipal Census Boards, chaired by the governors and mayors, respectively, for assisting in the field operations;
- the barangay captains for endorsing and facilitating the conduct of the census in their respective areas of jurisdiction;
- the print and broadcast media for the generous and whole-hearted communication support;
- the church leaders who endorsed the project to their laity from the pulpit;
- and most of all, the over 10 million individuals for serving as respondents in the census interviews, and for their unwavering support to the decennial census.

The successful conduct of the 1990 Census of Population and Housing is proof that national development emanates from concerted national effort.

  
**TOMAS P. AFRICA**  
 Administrator

**Manila**  
**August 1992**

# CONTENTS

Page

## EXPLANATORY TEXT

Introduction	
Authority for Conducting the 1990 Census	vii
Census Boards	vii
Method of Enumeration and Use of Sampling	viii
Coverage of this Publication	viii
Definition of Terms and Concepts	ix

MAPS	xviii
------	-------

HIGHLIGHTS	xxii
------------	------

## TABLE

1	Housing Units, Occupied and Vacant, by Barangay: 1990	1
2	Occupied Housing Units, Households and Household Population by Type of Building and District: 1990	3
3	Occupied Housing Units by Construction Materials of the Roof and Outer Walls by District: 1990	4
4	Occupied Housing Units by Condition (State of Repair) of the Building and Year Built by District: 1990	5
5	Occupied Housing Units by Type of Building and Number of Households in Each Housing Unit and District: 1990	6
6	Occupied Housing Units by Floor Area and Number of Occupants in Each Housing Unit and District: 1990	7
7	Households by Type of Building and Tenure Status of the Housing Unit and District: 1990	8
8	Owner-Households in Occupied Housing Units by Tenure Status of Lot and District: 1990	9
9	Percentage Distribution of Owner-Households in Occupied Housing Units by Mode of Acquisition of the Housing Unit and District: 1990	10

10	Percentage Distribution of Owner-Households Who Had Purchased/Constructed Their Housing Units by Reported Sources of Financing and District: 1990	11
11	Percentage Distribution of Renter-Households in Occupied Housing Units by Monthly Rental of Housing Units and District: 1990	12
12	Characteristics of Housing Units which are Vacant, Occasionally Used and Occupied by Households Not Eligible for Enumeration: 1990	13

#### APPENDICES

A	Batas Pambansa Blg. 72	17
B	List of Unpublished Tables - Housing	20
C	List of Tables in CPH Report NO. 3 - Socio-Economic and Demographic Characteristics	21
D	List of Unpublished Tables - Population	23
E	Listing Booklet (CPH Form 1)	25
F	Common Household Questionnaire (CPH Form 2)	29
G	Sample Household Questionnaire (CPH Form 3)	33

## **EXPLANATORY TEXT**

### **Introduction**

In May 1990, the National Statistics Office conducted the 1990 Census of Population and Housing (CPH). This nationwide undertaking is the 9th population census and the 4th housing census conducted in this century.

Like the 1980 census, the 1990 CPH is designed to take an inventory of the total population and housing units in the Philippines and to collect information about their characteristics. The census of population is the source of information on the size and distribution of the population as well as information about the demographic, social, economic and cultural characteristics. The census of housing, on the other hand, provides information on the supply of housing units, their structural characteristics and facilities which have bearing on the maintenance of privacy health and the development of normal family living conditions. These information are vital for making rational plans and programs for development.

Pursuant to the provision of Batas Pambansa Bilang 72, a final report on total population, total household population and number of households at the barangay level was submitted to the President and was approved under Proclamation No. 688, dated February 21, 1991. This report had already been published as 1990 CPH Report No. 2.

### **Authority for Conducting the 1990 Census**

Under Commonwealth Act No. 591, the Bureau of the Census and Statistics (now National Statistics Office) is authorized "to prepare for and undertake all censuses of population, agriculture, industry and commerce."

Batas Pambansa Blg. 72, which was passed on June 11, 1980, further accorded the National Statistics Office the authority to conduct population censuses every ten years beginning in 1980 without prejudice to the undertaking of special censuses on agriculture, industry, commerce, housing and other sectors as may be approved by the National Economic and Development Authority.

More recently, Executive Order No. 121, otherwise known as the Reorganization Act of the Philippine Statistical System, which was passed on January 30, 1987, declared that the NSO shall be the major statistical agency responsible for generating general purpose statistics and for undertaking such censuses and surveys as may be designated by the National Statistical Coordination Board (NSCB).

It may be mentioned that Presidential Proclamation No. 497 declared 1990 as a National Census Year and called upon all heads of departments of the government

and its instrumentalities to give their support and cooperation in the census undertaking.

## **Census Boards**

Aside from the authority to conduct censuses every ten years, Batas Pambansa Blg. 72 created the National Census Coordinating Board (NCCB) to supervise, coordinate and issue such rules and regulations, as may be necessary, for the successful conduct of the census. Provincial, City and Municipal Census Boards were also created to assist at the subnational level in the conduct of the population census.

Executive Order No. 121 created the National Statistical Coordination Board (NSCB) to oversee all statistical activities in the Philippine Statistical System and therefore has taken over the functions of the NCCB. However, the NSO remains to be the implementing agency of the Census.

A systematized involvement of government agencies and instrumentalities was made possible largely through the concerted efforts of the members of the NSCB and the Provincial, City and Municipal Census Boards.

The NSCB is composed of the Director General of the National Economic and Development Authority as chairman, the undersecretary of the Department of Budget as vice-chairman, a representative from the remaining departments with the rank of undersecretary, Deputy Governor of the Central Bank, Administrator of NSO, Executive Director of the Statistical Research and Training Center, Secretary General of the NSCB, and a representative

from the private sector, as members. For purposes of the 1990 Census of Population and Housing, the Administrator of the NSO is the Executive Director of NSCB.

At the local government level, Provincial and City/Municipal Census Boards were created. The Provincial Governor is the chairman of the Provincial Census Board with the Division Superintendent as vice chairman, and the District Highway Engineer, the Provincial Commander of the Philippine Constabulary, the Local Government Operations Officer, the Provincial Agricultural Officer, the Provincial Assessor, as members, with the Provincial Census Officer of the NSO as the Executive Officer.

The City/Municipal Board is composed of the City/Municipal Mayor as chairman, and the District Supervisor, the City/Municipal Agricultural Officer, City/Municipal Government Officer, the Municipal Treasurer/City Assessor as members, with the City/Municipal Census Officer as Executive Officer.

## **Method of Enumeration and Use of Sampling**

The gathering of population and housing data was performed by census enumerators through house-to-house visit and interview of a responsible member of each household. The household was used as the enumeration unit. However, a complete listing of buildings which contain living quarters, including vacant ones, was done.



A combination of complete enumeration and sampling was adopted. For this census round, systematic cluster sampling was used instead of systematic random sampling to minimize the enumerator's selection bias. Each city/municipality was treated as a domain to obtain efficient and accurate estimates at the municipal level.

An enumeration area (EA), which is a delineated geographic area consisting of about 300 to 400 households, was divided into clusters of five (5) households and the corresponding number of samples in the clusters were obtained for each EA. The sampling rates depended on the estimated size of the municipality where the EA is located, as follows:

Estimated No. of Households in the Municipality	Sampling Rate in the EA
1 - 500	100 %
501 - 1500	20 %
1501 and above	10 %

The non-sample households were interviewed using the Common Household Questionnaire (CPH Form 2). The items asked on population were household membership, relationship to head, date of birth, age as of last birthday, sex, marital status, religion affiliation, citizenship, disability, residence 5 years ago, literacy and highest educational attainment. For the housing portion, the questions asked were about building characteristics like type of building/house, construction materials of the roof and the outer walls, state of repair, year building was built, floor area of the housing

unit, tenure status of the housing unit and lot, presence of household conveniences, and land ownership.

Using the Sample Household Questionnaire (CPH Form 3), additional questions were asked from the sample households, like mother tongue, mother's usual residence, previous residence, ability to speak Tagalog/Filipino, economic characteristics, language/dialect generally spoken in the households and questions on fertility for females 15-49 years old. Additional housing items asked were household amenities, manner of acquisition of housing units, source of financing and usual manner of garbage disposal.

Institutional households were enumerated using the Institutional Population Questionnaire (CPH Form 4). All population items in the Common Household Questionnaire were asked.

Information about households of Filipinos working in Philippine embassies in foreign countries, as well as those of homeless population was also gathered and their count included in the total population of the country.

### Coverage of this Publication

This publication contains 12 statistical tables covering data on:

- Type of Building/House
- Construction Materials of the Roof
- Construction Materials of the Outer Walls
- State of Repair
- Year Building/House was Built
- Floor Area of the Housing Unit

- Tenure Status of the Housing Unit
- Tenure Status of the Lot
- Mode of Acquisition of Housing Unit
- Sources of Financing
- Monthly Rental of Housing Unit and/or Lot

Data for the last three items are estimates from sample households.

Data contained in this report are also available in diskettes. Aside from these published tables, other tables on the above characteristics are also available to users (see list in Appendix B). These tables are available in all NSO offices throughout the country.

## **DEFINITION OF TERMS AND CONCEPTS**

### **BASIC LISTING UNITS**

#### *Building*

A building is a structure designed or intended for the enclosure, shelter or protection of any person, animal or property comprising of one or more rooms and/or other spaces, covered by a roof and usually enclosed within external walls or with common dividing walls with adjacent buildings, which usually extend from the foundation to the roof.

For purposes of the census of population and housing, only buildings with living quarters whether occupied or vacant were listed.

Living quarters counted are structurally separate and independent place of abode.

These are:

1. constructed, built, converted or renovated for human habitation, and at the time of the census not used wholly for other purposes; or
2. not really intended as dwelling unit but used as such at the time of the census.

#### *Housing Unit*

A housing unit is a structurally separate and independent place of abode constructed, converted or arranged for habitation by one household. For purposes of this census, structures or parts of structures not intended for habitation such as commercial, industrial, and agricultural buildings, or natural and man-made shelters such as caves, boats, abandoned trucks, culverts, etc., but used as living quarters by households are also considered as housing units.

#### *Identifying Housing Units in a Building.*

A residential building is usually comprised of one housing unit being occupied by one household. However, in some cases, two or more households share the same housing unit as their dwelling. A building may have more than one housing unit but from its outside appearance the housing units may not be discernible.

A portion of a building or a room or rooms qualify as separate housing units if they meet both the following:

1. Separateness - a portion of the building must have facilities for sleeping and preparing/taking meals.

The occupants must be isolated from other persons in the building by means of walls or permanent partitions;

2. Direct Access - the occupants must enter the portion of the building directly from the outside of the building through a common hall, i.e., the occupants must enter the portion of the building without passing through anybody else premises.

**Housing Units Listed.** Not all housing units were assigned individual housing unit serial number and listed. Included in the listing are the following housing units:

1. occupied or vacant housing units in single residential houses;
2. occupied or vacant housing units in multi-unit residential buildings such as duplex, accessoria or row houses, condominium, tenement house, town house, etc.;
3. occupied or vacant barong-barong or shanties;
4. vacant housing units in residential buildings used for purposes other than residence;
5. housing units which are still under construction, but with the roofs and walls already in place;
6. occupied housing units in institutional living quarters such as hotels, motels, dormitories, seminaries, etc.;
7. occupied housing units in non-residential buildings such as offices, barns, churches, etc.;

8. vacant housing units with complete facilities for cooking, dining and sleeping in institutional living quarters and non-residential buildings;

9. occupied mobile housing units such as boats, trailers, etc.;

10. occupied improvised housing units such as culverts, abandoned trucks, caves, container vans, tents, railroad cars.

### **Household**

A household is a social unit consisting of a person living alone or a group of persons who:

1. sleep in the same housing unit; and
2. have a common arrangement for the preparation and consumption of food.

In most cases, a household consists of persons with kinship ties like parents and their children. In some instances, several generations of familial ties are represented in one household while, still in others, even more distant relatives are members of the household.

Household helpers, boarders, and non-relatives are considered as members of the household provided they sleep in the same housing unit and have common arrangement for the preparation and consumption of food and do not usually go home to their family at least once a week.

A group of unrelated individuals, as in the cases of a group of students or workers, who decide to rent a place and make a common arrangement in the preparation and consumption of their food also constitutes one household.

Usually a household is the entire group of persons who customarily live in the same housing unit. However, there are cases when two or more distinct family groups or groups of unrelated persons maintain separate food arrangement even though they share one housing unit. Each of these two or more distinct groups constitutes a household.

A person who shares a housing unit with a household but separately cooks his meals or consumes his food elsewhere is not considered a member of the household. That person should be listed as a separate household.

Furthermore, if two groups of individuals prepare and consume their meals together but sleep in separate housing units, the two groups constitute two different households.

### *Household Membership*

Members of the households are:

1. Those who are present and whose usual place of residence is the place where the household lives.

Usual Place of Residence is the place where the person usually resides. This may be the same or different from the place where he was found at the time of the census. As a rule, it is the place where

he usually sleeps.

2. Those whose usual place of residence is the place where the household lives but are temporarily away at the time of the census because they are:
  - a. on vacation, business/pleasure trip or study/training somewhere in the Philippines and are expected to be back within six (6) months from the time of departure;
  - b. on vacation, business/pleasure trip or study/training abroad and are expected to be back within a year;
  - c. working or attending school in some other place but comes home at least once a week;
  - d. confined in hospital for a period of not more than six (6) months at the time of enumeration except when they are confined as inmates of such institutions as:
    - tuberculosis pavilions
    - mental hospitals
    - leprosaria or leper colonies
    - drug rehabilitation centers;
  - e. detained in national/provincial/city/municipal jails or in military for a period of not more than (6) months at the time of enumeration except when their sentence or detention is expected to exceed 6 months;
  - f. on training for not more than 6 months with the Armed Forces of the Philippines;

- g. on board coastal, inter-island or fishing vessels within Philippine territories; and
  - h. on board ocean-going vessels, if they are expected to be away for not more than 5 years.
3. Boarders/lodgers of the household or employees of household-operated business who do not usually go to their respective homes weekly.
  4. Citizens of foreign countries, excluding members of diplomatic missions and non-members of international organizations, but including Filipino Balikbayans who have resided or are expected to reside in the Philippines for more than a year from their arrival.
  5. Persons temporarily staying with a household who have no usual place of residence or who are not certain to be enumerated elsewhere.
- per square kilometer.
  3. Poblaciones or central districts (not included in 1 and 2), regardless of the population size which have the following:
    - a. Street pattern, i.e., network of streets in either parallel or right-angle orientation;
    - b. At least six establishments (commercial, recreational and/or personal services); and
    - c. At least three of the following:
      - i. A town hall, church or chapel with religious services at least once a month;
      - ii. A public plaza, park or cemetery;
      - iii. A market place or building where trading activities are carried on at least once a week;
      - iv. A public building like a school, hospital, puericulture and health center or library.

#### *Urban and Rural Areas*

The same concepts used in the 1970, 1975 and 1980 censuses were followed in classifying areas as urban. According to these concepts, urbanized areas consist of:

1. In their entirety all cities and municipalities having a population density of at least 1,000 persons per square kilometer.
2. Poblaciones or central districts of municipalities and cities which have a population density of at least 500 persons
4. Barangays having at least 1,000 inhabitants which meet the conditions set forth in 3 above, and where the occupation of the inhabitants is predominantly non-farming or non-fishing.

All areas not falling under any of the above classifications are considered rural.

## HOUSING CHARACTERISTICS

### *Type of Building/House*

1. Single house - an independent structure intended for one household, separated by open space or walls from all other structures. It includes the nipa huts, or small houses built more or less as permanent housing unit and the "barong-barong" made of salvaged materials.
2. Duplex - a structure intended for two households, with complete living facilities for each. It is divided either vertically or horizontally into two separate housing units which are usually identical.
3. Multi-unit residential (3 units or more) - this is intended for residential use only, usually consisting of 3 or more housing units. This type of houses may consist of one or more storeys in a row of three or more housing units, separated from each other by walls extending from ground to the roof or a building having floors to accommodate three or more housing units.

#### Examples:

- a. Apartment Building - a structure usually of several storeys, with three or more independent entrances from internal halls or courts. An apartment has one common entrance from the outside.
- b. Accessoria - a one floor or two-floor structure divided into three or more housing units, each housing unit having its own separate entrance from the outside. Another name for

accessoria is row house.

- c. Residential Condominium - a high-rise building where the housing units are owned individually but the land, other spaces and facilities are owned in common.
4. Commercial/Industrial/Agricultural buildings like office, factory, rice mill, barn, etc. - they are not intended mainly for human habitation but used as living quarters of households at the time of the census.

A commercial building is a building built for transacting business or for rendering professional services, such as store, office, warehouse, etc.

An industrial building is built for processing, assembling, fabricating, furnishing, manufacturing or packaging operations such as a factory or a plant.

An agricultural building is any structure constructed for agricultural purposes such as barn, stable, poultry house, granary, etc.

5. Institutional living quarters - intended mainly as living quarters of institutional population but households therein were enumerated during the census.

Included in this category are the following:

- a. permanent structures which provide lodging and/or meals for a fee such hotel, boarding house, dormitory.
- b. buildings intended for persons

confined to receive medical, charitable or other care/treatment such as hospitals and orphanages, for persons detained such as jails and penal colonies, and other buildings like convents, school dormitories, etc.

- c. camps which are defined sets of premises intended for the temporary accommodation of persons with common activities or interests like military camps, and other camps established as housing areas for workers in mining, agriculture, public works or other enterprises.

6. Other housing units include natural shelters, boats or other living quarters which are not intended for human habitation nor located in permanent buildings, nevertheless, these are being used as living quarters at the time of the census. Caves, old railroad cars, other natural shelters and mobile housing units such as trailers, bar es, cars, boats, etc., fall within this category.

#### ***Construction Materials of the Roof***

The kind of materials used are as follows:

1. Galvanized Iron/Aluminum
2. Tile/Concrete/Clay Tile
3. Half Galvanized Iron and Half Concrete
4. Wood
5. Cogon/Nipa/Anahaw
6. Asbestos
7. Makeshift/Salvaged/Improvised Materials
8. Others

#### ***Construction Materials of the Outer Walls***

The kind of materials used are as follows:

1. Concrete/Brick/Stone
2. Wood
3. Half Concrete/Brick/Stone and Half Wood
4. Galvanized Iron/Aluminum
5. Bamboo/Sawali/Cogon/Nipa
6. Asbestos
7. Glass
8. Makeshift/Salvaged/Improvised Materials
9. Others
10. No Walls

#### ***Condition of Building (State of Repair)***

The current condition of the building/house may be any of the following:

1. Needs no repair/needs minor repair - This building is usually new or has a good building maintenance i.e., no deterioration is apparent from the outside.
2. Needs major repair - The building cannot fully protect the occupants from the elements (rain, wind, temperature, etc.). It may have cracks in the interior walls, leaking roofs, holes on the floors, broken windows, etc. which can only be mended by major repair.
3. Dilapidated/condemned - This building is beyond repair. Dilapidated parts are found on pillars, roofs and outer walls needing renovation. Condemned buildings wherein sub-standard materials/procedures were used in the construction, or which are structurally defective are also included here.

4. Under renovation/being repaired - This building was fully constructed and finished but being repaired at the time of the census for some deterioration or damage. Also included are buildings being renovated to make additional structures or to modify/repair existing structures.

5. Under construction - Construction work was started but not yet completed and still going on.

Construction means all on-site work, from site preparation, excavation, foundation, assembly of all components and installation of utilities and equipment of buildings/structures.

6. Unfinished construction - This is a partly constructed building but at the time of visit construction was temporarily or permanently stopped. No construction activity was going on for quite sometime.

#### *Year Building/House was Built*

The year the building was built refers to the year when construction was completed and ready for occupancy and not when construction began. Generally, building constructions are finished within the same year, although there are cases when the period of construction extends to several years. Report the year when the building was finished. If the building is not yet finished but there are already occupants, report the year when it was first occupied.

#### *Floor Area of the Housing Unit*

Floor area refers to the space enclosed by the exterior walls of the housing unit. In

case of several floors, the area of each floor in square meters are added together to get the total floor area of the housing unit.

#### *Tenure Status of the Housing Unit*

The housing unit may be:

1. Owned/Being Amortized - The household is the owner and has legal possession of the housing unit, or the household claims to own it. Includes also housing units which are being amortized or on mortgage.
2. Rented - The occupant actually pays rent either in cash or in kind.
3. Being occupied for free with consent of owner - The household occupies the housing unit with owner's permission and without paying any rent in cash or in kind to the owner, tenant/lessee or subtenant/sublessee.

These are usually the households of farm tenants or lessees who occupy rent-free houses belonging to the owner of the land they farm; also those employees given free housing as part of fringe benefits but must vacate the housing unit upon separation from work.

4. Being occupied for free without consent of owner - The household occupies the housing unit without the consent or knowledge of the owner. Examples are squatters who occupy public and private buildings.



***Tenure Status of the Lot***

The question on tenure status of the lot was asked only if the household owns the housing unit. The status of the lot are as follows:

1. Owned/Being Amortized - Ownership of land in rural areas includes mere occupancy of any public land. This also includes house owners paying the land on installment basis or holders of certificates of land title under the Land Reform Program or house/lot awardees of housing loans from PAG-IBIG, SSS, GSIS or commercial banks.
2. Rented - A fixed amount is paid by the occupant in cash or in kind.
3. Occupied for free with consent of owner - The household occupies the lot with the permission of the owner and without paying any rent in cash or in kind to the owner, tenant/lessee or subtenant/sublessee.
4. Occupied for free without consent of owner - The household occupies the lot without the consent or knowledge of the owner.

***Mode of Acquisition of Housing Unit***

A housing unit may be acquired on the following terms:

1. Purchased
2. Constructed by the owner/occupant with or without help of friends/relatives.
3. Constructed by hired/skilled worker - The

owner took charge of purchasing construction materials and directly supervising the construction of the housing unit.

4. Constructed by organized contractor. The owner entered into a contract with a general contractor for the latter to supply either labor only or both labor and materials.
5. Inherited
6. Others (lottery, gift, etc.)

***Sources of Financing***

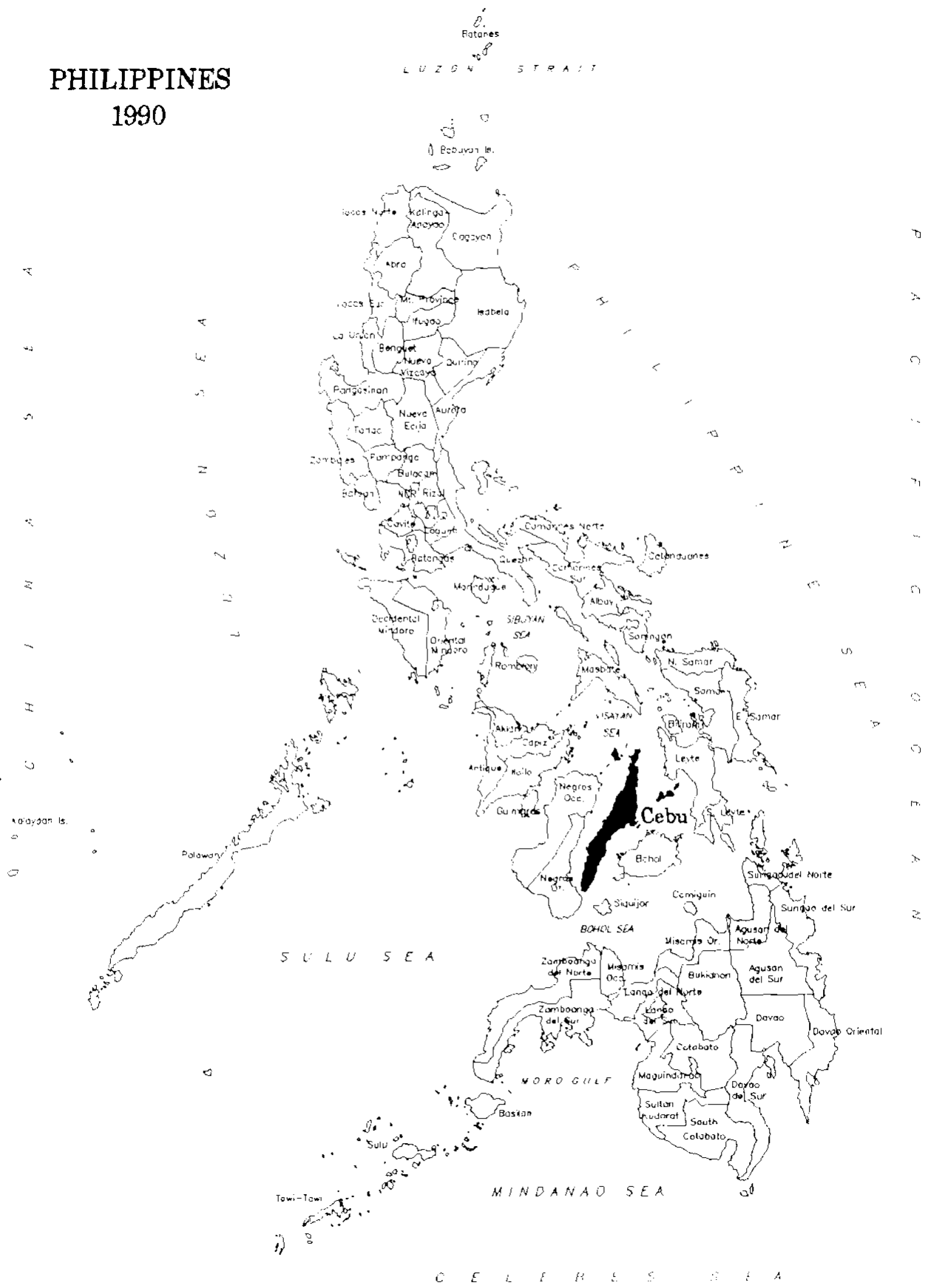
The different sources of financing are:

1. Own resources/interest-free loans from relatives/friends
2. Government assistance: PAG-IBIG, GSIS, DBP, etc.
3. Private banks/foundations/cooperatives
4. Employer assistance
5. Private persons
6. Others

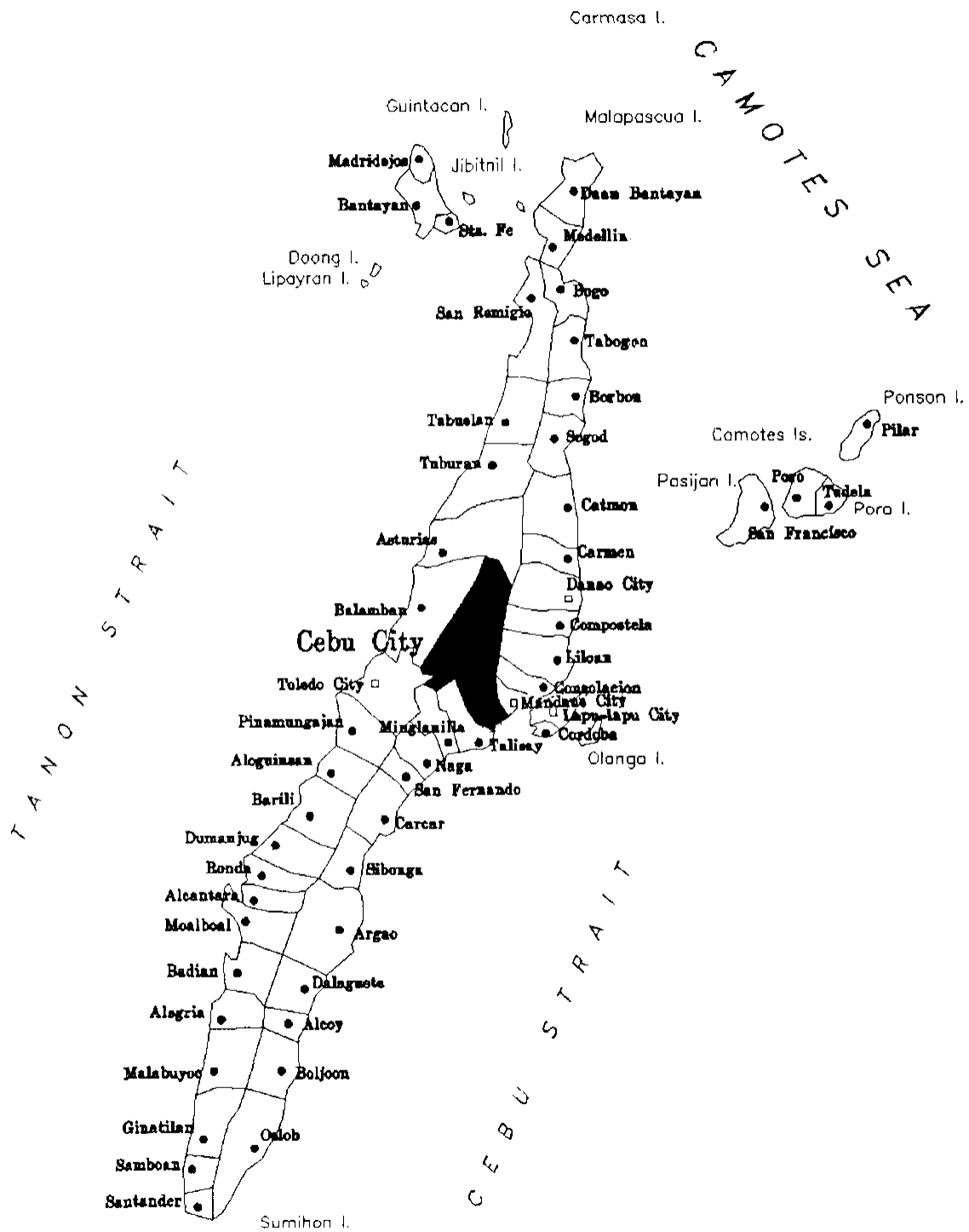
***Monthly Rental of Housing Unit and/or Lot***

The total monthly rental of the housing unit excludes rental for furnishings and payment for electricity and water.

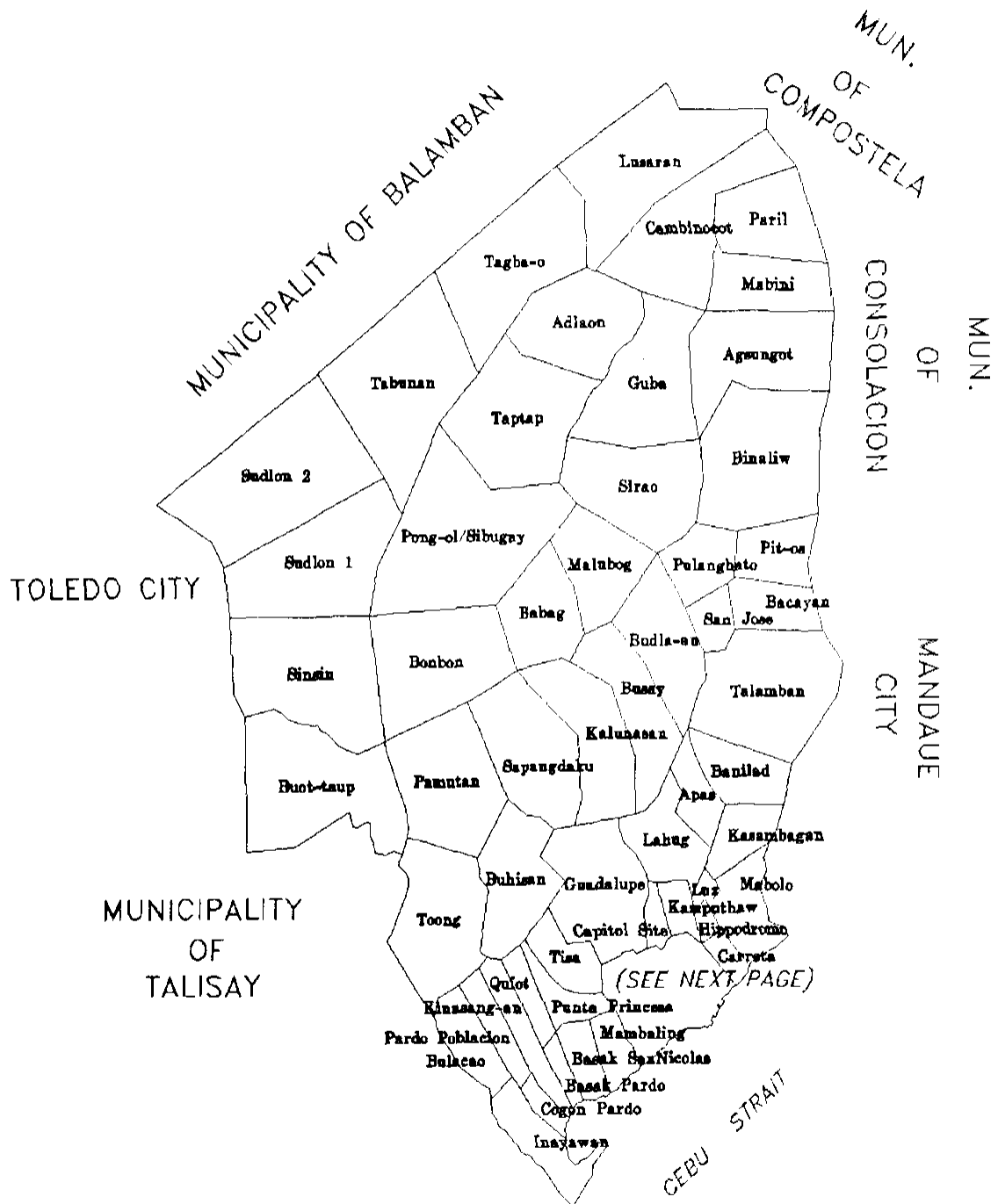
# PHILIPPINES 1990



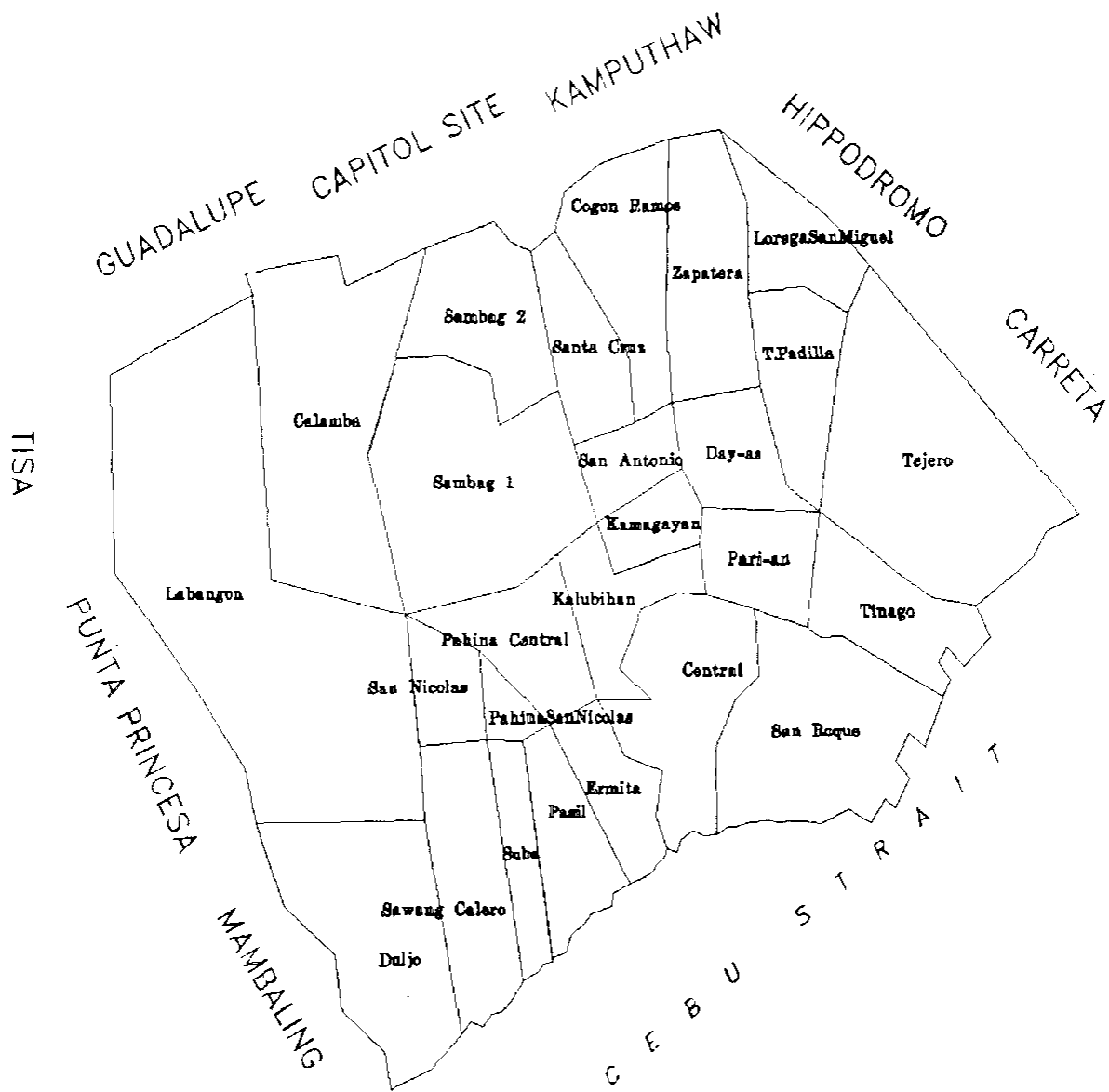
# MAP OF CEBU



# MAP OF CEBU CITY



# MAP OF CEBU CITY (Cont'n)



## HIGHLIGHTS

- Cebu City has a total of 109,556 occupied housing units in 1990 for 114,708 households giving a ratio of 1.047 households per housing unit.
- A great majority of the housing units were built of strong materials both for roofing (73.6 percent) and for outer walls (82.8 percent). Thus, the proportion of housing units that do not need repair, or if at all a minor one only, is comparatively high at 70.8 percent.
- More than one-third of the housing units are of recent construction, that is, built after 1980.
- Census results also show that 57.0 percent of the housing units in Cebu City are with limited floor area of less than 30 square meters. About 21.0 percent measure 30-69 square meters, while 22.1 percent are spacious units (70 square meters and over).
- Of the 114,708 households in the city, 76.5 percent own their housing units, 40.8 percent of which also own the lot where the unit is erected.
- Among those who own their housing units, 89.1 percent constructed their houses from own resources; 3.5 percent with funds from government financing schemes; and 3.2 percent through private persons or banks.

## CEBU CITY

Table 1. Housing Units, Occupied and Vacant, by District and Barangay: 1990

District and Barangay	Total Housing Units	Occupied	Vacant
CEBU CITY	112,182	109,556	2,626
District I			
Adlaon	543	542	1
Agsungot	274	248	26
Apas	1,870	1,793	77
Bacayan	379	377	2
Banilad	839	824	15
Binaliw	382	379	3
Budla-an (Pop.)	361	356	5
Busay (Pop.)	800	767	33
Cambinocot	334	332	2
Capitol Site (Pop.)	2,146	2,087	59
Carreta	1,648	1,617	31
Central (Pop.)	138	135	3
Cogon Ramos (Pop.)	762	746	16
Day-as	1,043	1,041	2
Ermitea (Pop.)	1,029	1,019	10
Guba	616	610	6
Hippodromo	1,239	1,220	19
Kalubihan (Pop.)	197	188	9
Kamagayan (Pop.)	438	404	34
Kamputhaw (Pop.)	3,512	3,423	89
Kasambagan	1,550	1,493	57
Lahug (Pop.) (3)	4,810	4,627	183
Lorega San Miguel	1,720	1,701	19
Lusaran	226	226	-
Luz	2,070	2,058	12
Mabini	216	216	-
Mabolo	4,252	4,189	63
Malubog	269	261	8
Pahina Central (Pop.)	1,492	1,410	82
Paril	204	203	1
Pari-an	1,029	1,007	22
Pit-os	414	393	21
Pulangbato	507	488	19
Sambag 1 (Pop.)	3,161	3,038	123
Sambag 2 (Pop.)	2,261	2,226	35
San Antonio (Pop.)	572	558	14
San Jose	359	347	12
San Roque	1,020	998	22
Santa Cruz (Pop.)	480	473	7
Sirao	449	449	-
Talamban	2,097	2,052	45
Taptap	263	259	4
Tejero (Villa Gonzalo)	2,057	2,033	24
Tinago	926	901	25
T. Padilla	2,329	2,296	33
Zapatera	1,017	988	29
District II			
Babag	448	430	18
Basak Pardo	1,480	1,453	27
Basak San Nicolas	5,102	5,000	102
Bonbon	530	530	-
Buhisan	887	870	17
Bulacao	2,370	2,330	40
Buot-taup	256	248	8
Calamba	2,201	2,156	45
Cogon Pardo	982	948	34
Duljo (Pop.)	3,188	3,110	78
Guadalupe	7,187	7,031	156
Inayawan	2,043	1,951	92
Kalunasan	1,173	1,154	19
Kinasang-an	1,741	1,662	79
Labangon	4,858	4,744	114
Mambaling	3,981	3,907	74
Pahina San Nicolas	731	717	14
Pamutan	154	154	-
Pardo Poblacion	2,331	2,271	60
Pasil	1,032	1,031	1
Pong-ol/Sibugay	318	298	20
Punta Princesa	3,714	3,623	91
Quiot	7,416	7,343	73
San Nicolas	7,619	7,586	33

## 1990 CENSUS OF POPULATION AND HOUSING

Table 1. Housing Units, Occupied and Vacant, by District and Barangay: 1990 - Continued

District and Barangay	Total Housing Units	Occupied	Vacant
Sepangdaku	527	506	21
Sawang Caero (Pob.)	986	970	16
Sinsin	393	386	7
Suba (Pob.)	1,206	1,201	5
Sudlon I	80	80	-
Sudlon II	338	336	2
Tabunan	94	94	-
Tagba-o	219	212	7
Tisa	3,883	3,815	68
Toong	414	411	3



## CEBU CITY

Table 2. Occupied Housing Units, Households and Household Population by Type of Building and District: 1990

Type of Building and City/District	Occupied Housing Units	Households	Household Population	R A T I O	
				Households to Occupied Housing Units	Household Population to Occupied Housing Units
CEBU CITY					
Total	109,556	114,708	604,630	1.047	5.519
Single House	90,961	94,288	506,316	1.037	5.566
Duplex	6,500	7,032	35,575	1.082	5.473
Multi-unit Residential	11,582	12,828	60,088	1.108	5.188
Commercial/Industrial/Agricultural	379	423	2,034	1.116	5.367
Institutional Living Quarters	31	31	131	1.000	4.226
Other Housing Unit	89	92	413	1.034	4.640
Not Reported	14	14	73	1.000	5.214
District I					
Total	52,998	55,675	290,066	1.051	5.473
Single House	42,371	43,835	232,991	1.035	5.499
Duplex	3,332	3,650	18,474	1.095	5.544
Multi-unit Residential	6,968	7,835	36,944	1.124	5.302
Commercial/Industrial/Agricultural	250	278	1,319	1.112	5.276
Institutional Living Quarters	25	25	103	1.000	4.120
Other Housing Unit	42	42	183	1.000	4.357
Not Reported	10	10	52	1.000	5.200
District II					
Total	56,558	59,033	314,564	1.044	5.562
Single House	48,590	50,453	273,325	1.038	5.625
Duplex	3,168	3,382	17,101	1.058	5.398
Multi-unit Residential	4,614	4,993	23,144	1.082	5.016
Commercial/Industrial/Agricultural	129	145	715	1.124	5.543
Institutional Living Quarters	6	6	28	1.000	4.667
Other Housing Unit	47	50	230	1.064	4.894
Not Reported	4	4	21	1.000	5.250

## 1990 CENSUS OF POPULATION AND HOUSING

Table 3. Occupied Housing Units by Construction Materials of the Roof and Outer Walls by District: 1990

Construction Materials of the Outer Walls and City/District	Total Occupied Housing Units	CONSTRUCTION MATERIALS OF THE ROOF							
		Galva- nized Iron/ Aluminum	Tile/ Concrete/ Clay Tile	Half Gal- vanized Iron and Half Concrete	Wood	Cogon/ Nipa/ Anahaw	Makeshift/ Salvaged/ Impro- vised	Asbestos/ Others	Not Reported
CEBU CITY									
Total	109,556	72,148	1,788	3,676	3,040	26,722	1,899	266	17
Concrete/Brick/Stone	12,786	11,897	522	185	20	126	10	26	-
Wood	52,678	35,154	723	605	2,431	13,450	184	131	-
Half Concrete/Brick/Stone & Half Wood	24,803	20,432	435	2,714	233	934	17	38	-
Galvanized Iron/Aluminum	450	249	20	50	88	40	3	-	-
Bamboo/Sawali/Cogon/Nipa	14,233	3,174	70	90	235	10,522	124	18	-
Makeshift/Salvaged/Improvised	3,856	860	-	21	27	1,414	1,494	23	17
Asbestos/Glass/Others	697	349	15	11	2	230	63	27	-
No Walls/Not Reported	53	33	3	-	4	6	4	3	-
District I									
Total	52,998	37,117	909	1,905	1,505	10,237	1,187	127	11
Concrete/Brick/Stone	6,369	5,894	287	106	11	54	2	15	-
Wood	24,231	17,484	354	259	1,303	4,642	127	62	-
Half Concrete/Brick/Stone & Half Wood	12,970	10,862	220	1,447	80	328	15	18	-
Galvanized Iron/Aluminum	228	135	10	21	38	22	2	-	-
Bamboo/Sawali/Cogon/Nipa	5,542	1,900	34	51	61	4,411	76	9	-
Makeshift/Salvaged/Improvised	2,236	606	-	11	9	668	920	11	11
Asbestos/Glass/Others	390	217	2	10	-	109	43	9	-
No Walls/Not Reported	32	19	2	-	3	3	2	3	-
District II									
Total	56,558	35,031	879	1,771	1,535	16,485	712	139	6
Concrete/Brick/Stone	6,417	6,003	235	79	9	72	8	11	-
Wood	28,447	17,670	369	346	1,128	8,808	57	69	-
Half Concrete/Brick/Stone & Half Wood	11,833	9,570	215	1,267	153	606	2	20	-
Galvanized Iron/Aluminum	222	114	10	29	50	18	1	-	-
Bamboo/Sawali/Cogon/Nipa	7,691	1,274	36	39	174	6,111	48	9	-
Makeshift/Salvaged/Improvised	1,620	254	-	10	18	746	574	12	6
Asbestos/Glass/Others	307	132	13	1	2	121	20	18	-
No Walls/Not Reported	21	14	1	-	1	3	2	-	-

## CEBU CITY

Table 4. Occupied Housing Units by Condition (State of Repair) of the Building and Year Built by District: 1990

Year Built and City/District	Total Occupied Housing Units	C O N D I T I O N ( S T A T E O F R E P A I R ) O F T H E B U I L D I N G						
		Needs No Repair/ Needs Minor Repair	Needs Major Repair	Dilapidated/ Condemned	Under Renovation/ Being Repaired	Under Construction	Unfinished Construction	Not Reported
CEBU CITY								
Total	109,556	77,596	24,929	1,569	1,154	1,557	2,749	2
1986-1990	19,863	13,296	3,569	323	264	962	1,449	-
1981-1985	18,694	13,821	3,675	264	242	197	494	1
1971-1980	26,092	19,022	5,937	287	273	187	386	-
1961-1970	17,218	12,638	3,980	200	166	103	131	-
1951-1960	10,624	7,240	2,964	202	102	35	81	-
1950 or earlier	8,557	5,479	2,767	177	70	27	37	-
Not applicable	69	33	20	-	-	5	11	-
Don't know/Not reported	8,439	6,067	2,017	116	37	41	160	1
District I								
Total	52,998	37,832	12,057	766	530	680	1,133	-
1986-1990	9,252	6,120	1,715	178	115	460	664	-
1981-1985	8,660	6,429	1,738	139	111	74	169	-
1971-1980	12,220	8,916	2,830	142	118	61	153	-
1961-1970	8,504	6,210	2,019	85	79	43	68	-
1951-1960	5,981	4,326	1,478	79	43	11	44	-
1950 or earlier	4,821	3,113	1,548	87	46	11	16	-
Not applicable	32	21	5	-	-	2	4	-
Don't know/Not reported	3,528	2,697	724	56	18	18	15	-
District II								
Total	56,558	39,764	12,872	803	624	877	1,616	2
1986-1990	10,611	7,176	1,854	145	149	502	785	-
1981-1985	10,034	7,392	1,937	125	131	123	325	1
1971-1980	13,872	10,106	3,107	145	155	126	233	-
1961-1970	8,714	6,428	1,961	115	87	60	63	-
1951-1960	4,643	2,914	1,486	123	59	24	37	-
1950 or earlier	3,736	2,366	1,219	90	24	16	21	-
Not applicable	37	12	15	-	-	3	7	-
Don't know/Not reported	4,911	3,370	1,293	60	19	23	145	1

## 1990 CENSUS OF POPULATION AND HOUSING

Table 5. Occupied Housing Units by Type of Building and Number of Households in Each Housing Unit and District: 1990

Number of Households In Each Housing Unit and District	Total Occupied Housing Units	T Y P E O F B U I L D I N G						Not Reported
		Single House	Duplex	Multi-unit Residential (3 Units or more)	Commercial/ Industrial/ Agricultural	Institu- tional Living Quarters	Other Housing Unit	
CEBU CITY								
Total	109,556	90,961	6,500	11,582	379	31	89	14
One Household	106,266	88,696	6,107	10,978	352	31	88	14
Two Households	2,214	1,601	318	275	20	-	-	-
Three Households	645	424	44	175	2	-	-	-
Four Households	254	147	21	82	3	-	1	-
Five Households	96	55	5	35	1	-	-	-
Six Households or More	81	38	5	37	1	-	-	-
Mean Number of Households	1.047	1.037	1.082	1.108	1.116	1.000	1.034	1.000
District I								
Total	52,998	42,371	3,332	6,968	250	25	42	10
One Household	51,362	41,383	3,109	6,562	231	25	42	10
Two Households	1,066	692	179	181	14	-	-	-
Three Households	324	189	20	113	2	-	-	-
Four Households	141	62	16	61	2	-	-	-
Five Households	56	29	4	22	1	-	-	-
Six Households or More	49	16	4	29	-	-	-	-
Mean Number of Households	1.051	1.035	1.095	1.124	1.112	1.000	1.000	1.000
District II								
Total	56,558	48,590	3,168	4,614	129	6	47	4
One Household	54,904	47,313	2,998	4,416	121	6	46	4
Two Households	1,148	909	139	94	6	-	-	-
Three Households	321	235	24	62	-	-	-	-
Four Households	113	85	5	21	1	-	1	-
Five Households	40	26	1	13	-	-	-	-
Six Households or More	32	22	1	8	1	-	-	-
Mean Number of Households	1.044	1.038	1.068	1.082	1.124	1.000	1.064	1.000

## CEBU CITY

Table 6. Occupied Housing Units by Floor Area and Number of Occupants in Each Housing Unit and District: 1990

Number of Occupants in Each Housing Unit and District	Total Occupied Housing Units	FLOOR AREA OF THE HOUSING UNIT (in sq. meters)								Not Reported
		Less Than 10	10-19	20-29	30-49	50-69	70-89	90-119	120 and Over	
CEBU CITY										
Total	109,556	20,318	24,938	17,163	14,188	8,716	5,945	5,459	12,811	18
One Occupant	3,016	959	663	413	320	184	114	118	245	-
Two Occupants	8,456	2,317	2,019	1,191	986	540	388	321	694	-
Three Occupants	13,386	3,249	3,211	2,029	1,593	968	619	514	1,202	1
Four Occupants	18,134	3,735	4,333	2,929	2,316	1,366	934	817	1,700	4
Five Occupants	18,546	3,334	4,367	3,041	2,425	1,487	954	887	2,047	4
Six Occupants	15,895	2,592	3,627	2,494	2,140	1,314	965	846	1,913	4
Seven Occupants	11,354	1,685	2,560	1,819	1,519	940	695	642	1,491	3
Eight Occupants	8,734	1,185	1,806	1,340	1,197	772	529	549	1,356	-
Nine Occupants	3,955	515	863	640	557	346	224	248	562	-
Ten Occupants or More	8,080	747	1,489	1,267	1,135	799	523	517	1,601	2
Mean Number of Occupants	5.519	4.789	5.342	5.548	5.676	5.814	5.838	5.977	6.263	5.944
District I										
Total	52,998	9,795	11,520	8,101	6,871	4,325	2,926	2,815	6,633	12
One Occupant	1,683	528	354	232	186	98	67	72	146	-
Two Occupants	4,392	1,220	997	613	538	281	203	179	361	-
Three Occupants	6,551	1,565	1,523	978	753	492	305	282	652	1
Four Occupants	8,703	1,754	2,017	1,377	1,107	692	480	414	860	2
Five Occupants	8,824	1,585	1,962	1,423	1,167	750	475	432	1,028	2
Six Occupants	7,606	1,251	1,680	1,174	1,024	649	454	422	949	3
Seven Occupants	5,388	749	1,137	851	726	451	346	315	810	3
Eight Occupants	4,133	558	811	599	560	361	247	287	710	-
Nine Occupants	1,818	240	371	277	255	177	91	132	275	-
Ten Occupants or More	3,900	345	668	577	555	374	258	280	842	1
Mean Number of Occupants	5.473	4.713	5.279	5.464	5.630	5.743	5.774	5.973	6.260	5.917
District II										
Total	56,558	10,523	13,418	9,062	7,317	4,391	3,019	2,644	6,178	6
One Occupant	1,333	431	309	181	134	86	47	46	99	-
Two Occupants	4,064	1,097	1,022	578	448	259	185	142	333	-
Three Occupants	6,835	1,684	1,688	1,051	840	476	314	232	550	-
Four Occupants	9,431	1,981	2,316	1,552	1,209	674	454	403	840	2
Five Occupants	9,722	1,749	2,405	1,618	1,258	737	479	455	1,019	2
Six Occupants	8,289	1,341	1,947	1,320	1,116	665	511	424	964	1
Seven Occupants	5,966	936	1,423	968	793	489	349	327	681	-
Eight Occupants	4,601	627	995	741	637	411	282	262	646	-
Nine Occupants	2,137	275	492	363	302	169	133	116	287	-
Ten Occupants or More	4,180	402	821	690	580	425	265	237	759	1
Mean Number of Occupants	5.562	4.861	5.396	5.623	5.719	5.883	5.900	5.982	6.265	6.000

## 1990 CENSUS OF POPULATION AND HOUSING

Table 7. Households by Type of Building and Tenure Status of the Housing Unit and District: 1990

Tenure Status of the Housing Unit and District	Total Households	TYPE OF BUILDING						
		Single House	Duplex	Multi-unit Residential (3 Units or more)	Commercial/Industrial/Agricultural	Institutional Living Quarters	Other Housing Unit	Not Reported
CEBU CITY								
Total	114,708	94,288	7,032	12,828	423	31	92	14
Owned/Being Amortized	87,741	76,663	4,589	6,166	246	12	54	11
Rented	19,072	11,523	1,881	5,516	119	13	19	1
Being Occupied for Free With Consent of Owner	7,635	5,874	556	1,126	57	6	14	2
Being Occupied for Free Without Consent of Owner	260	228	6	20	1	-	5	-
District I								
Total	55,675	43,835	3,650	7,835	278	25	42	10
Owned/Being Amortized	40,731	34,780	2,252	3,504	155	8	24	8
Rented	11,179	6,171	1,134	3,767	91	11	4	1
Being Occupied for Free With Consent of Owner	3,585	2,725	259	550	31	6	13	1
Being Occupied for Free Without Consent of Owner	180	159	5	14	1	-	1	-
District II								
Total	59,033	50,453	3,382	4,993	145	6	50	4
Owned/Being Amortized	47,010	41,883	2,337	2,662	91	4	30	3
Rented	7,893	5,352	747	1,749	28	2	15	-
Being Occupied for Free With Consent of Owner	4,050	3,149	297	576	26	-	1	1
Being Occupied for Free Without Consent of Owner	80	69	1	6	-	-	4	-

## CEBU CITY

Table 8. Owner-Households in Occupied Housing Units by Tenure Status of Lot and District: 1990

Tenure Status of Lot and City/District	Number of Owner-Households in Occupied Housing Units
CEBU CITY	
Total	87,741
Owned/Being Amortized	35,778
Rented	23,198
Being Occupied for Free With Consent of Owner	20,369
Being Occupied for Free Without Consent of Owner	8,396
District I	
Total	40,731
Owned/Being Amortized	15,017
Rented	7,559
Being Occupied for Free With Consent of Owner	11,470
Being Occupied for Free Without Consent of Owner	6,685
District II	
Total	47,010
Owned/Being Amortized	20,761
Rented	15,639
Being Occupied for Free With Consent of Owner	8,899
Being Occupied for Free Without Consent of Owner	1,711

## 1990 CENSUS OF POPULATION AND HOUSING

Table 9. Percentage Distribution of Owner-Households in Occupied Housing Units by Mode of Acquisition of the Housing Unit and District: 1990  
(Figures are estimates based on a 10% sample)

Mode of Acquisition of the Housing Unit and City/District	Percent Distribution of Owner-Households in Occupied Housing Units
CEBU CITY	
Total	87,741
Purchased	26.3
Constructed by the Owner/Occupants With or Without Help of Friends/Relatives	53.0
Constructed by Hired/Skilled Workers	13.1
Constructed by an Organized Contractor	1.2
Inherited	4.9
Others (Lottery, gift, etc.)	.6
Not Reported	.8
District I	
Total	40,731
Purchased	25.0
Constructed by the Owner/Occupants With or Without Help of Friends/Relatives	53.8
Constructed by Hired/Skilled Workers	13.2
Constructed by an Organized Contractor	1.3
Inherited	5.4
Others (Lottery, gift, etc.)	.5
Not Reported	.8
District II	
Total	47,010
Purchased	27.5
Constructed by the Owner/Occupants With or Without Help of Friends/Relatives	52.3
Constructed by Hired/Skilled Workers	13.1
Constructed by an Organized Contractor	1.1
Inherited	4.4
Others (Lottery, gift, etc.)	.7
Not Reported	.9



## CEBU CITY

Table 10. Percentage Distribution of Owner-Households Who Had Purchased/Constructed their Housing Units by Reported Sources of Financing and District: 1990  
(Figures are estimates based on a 10% sample)

Reported Sources of Financing and City/District	Percent Distribution of Owner-Households Who Purchased/Constructed Their Housing Unit
CEBU CITY	
Total	82,216
Own Resources/Interest-Free Loans	
From Relatives/Friends	89.1
Government Assistance: PAG-IBIG, GSIS,SSS,DBP etc.	3.5
Private Banks/Foundations/Cooperatives	.7
Employer Assistance	.9
Private Persons	2.5
Other Sources	.9
Not Reported	2.4
District I	
Total	38,012
Own Resources/Interest-Free Loans	
From Relatives/Friends	90.2
Government Assistance: PAG-IBIG, GSIS,SSS,DBP etc.	3.1
Private Banks/Foundations/Cooperatives	.6
Employer Assistance	.9
Private Persons	1.6
Other Sources	1.0
Not Reported	2.5
District II	
Total	44,207
Own Resources/Interest-Free Loans	
From Relatives/Friends	88.2
Government Assistance: PAG-IBIG, GSIS,SSS,DBP etc.	3.9
Private Banks/Foundations/Cooperatives	.8
Employer Assistance	.8
Private Persons	3.3
Other Sources	.8
Not Reported	2.2

## 1990 CENSUS OF POPULATION AND HOUSING

Table 11. Percentage Distribution of Renter-Households in Occupied Housing Units by Monthly Rental of Housing Units and District: 1990  
(Figures are estimates based on a 10% sample)

Monthly Rental of Housing Unit (in Pesos)	Percent Distribution of Renter-Households in Occupied Housing Unit
-----	
CEBU CITY	
Total	19,072
Below 50	4.2
50 - 99	6.1
100 - 149	11.4
150 - 199	10.1
200 - 299	15.6
300 - 499	14.2
500 - 699	11.1
700 - 999	7.0
1,000 and Over	19.2
Not Reported	1.1
District I	
Total	11,179
Below 50	1.9
50 - 99	4.2
100 - 149	11.2
150 - 199	9.3
200 - 299	16.5
300 - 499	14.7
500 - 699	12.4
700 - 999	7.7
1,000 and Over	20.9
Not Reported	1.2
District II	
Total	7,893
Below 50	6.8
50 - 99	8.3
100 - 149	11.6
150 - 199	11.1
200 - 299	14.4
300 - 499	13.7
500 - 699	9.7
700 - 999	6.1
1,000 and Over	17.3
Not Reported	1.1
-----	

## CEBU CITY

Table 12. Characteristics of Housing Units which are Vacant, Occasionally Used and Occupied by Households Not Eligible for Enumeration: 1990

Characteristics of Housing Unit	Vacant	Occasio- nally Used	Used by Households Not Eligible for Enumeration
CEBU CITY			
Total	2,626	476	17
<b>Type of Building</b>			
Single House	2,117	316	12
Duplex	96	23	1
Multi-unit Residential	328	122	3
Commercial/Industrial/Agricultural	81	15	1
Institutional Living Quarters	2	-	-
Other Housing Unit	2	-	-
Not Reported	-	-	-
<b>Construction Materials of the Roof</b>			
Galvanized Iron/Aluminum	1,822	365	16
Tile/Concrete/Clay Tile	51	7	-
Half G.I. and Half Concrete	104	14	1
Wood	56	5	-
Cogon/Nipa/Anahaw	577	80	-
Makeshift/Salvaged/Improvised	12	3	-
Asbestos/Others	2	2	-
Not Reported	2	-	-
<b>Construction Materials of the Outer Walls</b>			
Concrete/Brick/Stone	554	96	9
Wood	1,036	200	2
Half Concrete/Brick/Stone & Half Wood	651	125	6
Galvanized Iron/Aluminum	21	1	-
Bamboo/Sawali/Cogon/Nipa	317	36	-
Makeshift/Salvaged/Improvised	36	14	-
Asbestos/Glass/Others	8	3	-
No Walls/Not Reported	3	1	-
<b>Year Built</b>			
1986-1990	693	96	3
1981-1985	353	71	2
1971-1980	442	86	-
1961-1970	321	71	5
1951-1960	178	37	1
1950 or Earlier	102	26	1
Not Applicable	105	10	1
Don't Know/Not Reported	432	79	4
<b>Condition (State of Repair)</b>			
Needs No Repair/Needs Minor Repair	1,951	368	15
Needs Major Repair	384	79	1
Dilapidated/Condemned	55	5	-
Under Renovation/Being Repaired	46	11	-
Under Construction	110	9	1
Unfinished Construction	80	4	-
Not Reported	-	-	-
<b>Floor Area of the Housing Unit</b>			
less than 10 square meters	425	71	1
10-19 square meters	493	67	1
20-29 square meters	434	88	-
30-49 square meters	323	70	3
50-69 square meters	266	51	1
70-89 square meters	163	26	1
90-119 square meters	156	30	4
120 square meters and over	366	73	6
Not Reported	-	-	-

# **APPENDICES**

**BATAS PAMBANSA BLG.72**

**AN ACT PROVIDING FOR THE TAKING OF AN INTEGRATED CENSUS EVERY TEN YEARS BEGINNING IN THE YEAR NINETEEN HUNDRED AND EIGHTY, AND FOR OTHER PURPOSES.**

Be it enacted by the Batasang Pambansa in session assembled:

**SECTION 1.** A national census of population and other related data shall be taken every decade beginning in 1980, in accordance with plans prepared by the National Census and Statistics Office, without prejudice to the undertaking of special censuses on agriculture, industry, commerce, housing and other sectors as may be approved by the National Economic and Development Authority.

**SECTION 2.** There is hereby created the National Census Coordinating Board to be composed of the Minister of Economic Planning, as Chairman, the Minister of Human Settlements, the Minister of the Budget, the Minister of the Justice, the Minister of National Defense, the Minister of Labor, the Minister of Finance, the Minister of Education and Culture, the Minister of Public Works, the Minister of Transportation and Communications, the Minister of Public Highways, the Minister of Agriculture, the Minister of Natural Resources, the Minister of Public Information, and the Minister of Local Government and Community Development, as members, with the Executive Director of the National Census and Statistics Office as Executive Officer of the Board.

The censuses shall be under the supervision and coordination of the National Census Coordinating Board which shall issue such rules and regulations as may be necessary for the successful undertaking and completion of the censuses provided in this Act.

**SECTION 3.** There shall be established a provincial, city and municipal census board in each province, city and municipality, as the case may be, which shall provide such facilities and assistance as may be required by the National Census Coordinating Board. The boards shall be under the supervision and control of the National Census Coordinating Board.

**SECTION 4.** The Provincial Census Board shall be composed of the Provincial Governor, as Chairman, and the Division Superintendent of Schools, or in the case of provinces with more than one school division, the Division Superintendent designated by the National Census Coordinating Board, as Vice Chairman, the District Highway Engineer, or in the case of provinces which have two or more highway engineering districts, the one that may be designated by the National Census Coordinating Board, the Provincial Commander of the Philippine Constabulary, the Provincial Development

## APPENDIX A

Officer, the Provincial Assessor, and the Provincial Agriculturist, as members, with the Provincial Census Officer as the Executive Officer.

The City Census Board shall be composed of the City Mayor, as Chairman, and the City Superintendent of Schools, as Vice Chairman, the City Engineer, the City Development Officer, and the City Assessor, as members, with the City Census Officer as the Executive Officer.

The Municipal Census Board shall be composed of the Municipal Mayor, as Chairman, and the District Supervisor, the Municipal Agriculturist, the Station Commander, the Municipal Treasurer, and the Municipal Development Officer, as members, with the Municipal Census Officer/Census Supervisor as the Executive Officer.

SECTION 5. The National Census Coordinating Board and the local census boards may call upon any ministry, bureau, office, agency or instrumentality of the Government for any assistance in the performance of their duties.

SECTION 6. The first day of May of every regular census year is hereby designated as the reference date for the census. The collection of data will be by enumeration and the respondent shall be the head or any responsible member of the household.

SECTION 7. Public school teachers shall be employed for enumeration work and for such service shall be paid an honorarium as may be determined by the National Census Coordinating Board but in no case not less than two hundred-fifty pesos and shall receive service credits equivalent to the number of days rendered in census work. Other government employees whose services are engaged for census work shall be entitled to such allowances as shall be prescribed by the National Census Coordinating Board payable from census funds. The census herein taken at the barangay level shall be certified to by the corresponding barangay captain.

SECTION 8. Before the end of the year 1980 and of every census year thereafter, a count of the population by province, city, municipality and barangay shall be published by the National Census and Statistics Office. The final population count as determined from the processed census returns shall be considered official for all purposes upon proclamation by the President (Prime Minister).

SECTION 9. Data gathered pursuant to this Act shall not be used as evidence in any court or public office for or against any person, except in a criminal case for violation of Section 10 of this Act, nor shall such data be divulged to any person except to authorized employees of the National Census and Statistics Office, acting in the performance of

## APPENDIX A

their duties; nor shall such data be published except in the form of abstracts or statistical tables in which no reference to an individual shall appear. Any person violating any provision of this Section shall be punished by a fine of not more than five hundred pesos or by imprisonment of not more than six months, or both.

SECTION 10. Any respondent as provided for in Section 8 who unjustifiably refuses to furnish the information called for in the census questionnaire, or knowingly certifies or gives data or information which shall prove to be materially untrue in any particular, shall be guilty of an offense under this Act and shall, upon conviction, be punished by a fine of not more than five hundred pesos or by imprisonment of not more than three months, or both.

SECTION 11. The amount necessary for the holding of censuses shall be charged to the appropriations available for the purpose of the corresponding Appropriations Acts.

SECTION 12. This Act shall take effect upon its approval.

Approved, June 11, 1980

(SGD.) FERDINAND E. MARCOS

## **APPENDIX B**

### **LIST OF UNPUBLISHED TABLES - HOUSING**

- Table U1. Occupants by Type of Building, Fuel Used for Lighting, and City/Municipality, Urban-Rural: 1990
- Table U2. Occupants by Type of Building, Main Source of Drinking Water and City/Municipality, Urban-Rural: 1990
- Table U3. Occupants by Type of Building, Kind of Toilet Facility Used and City/Municipality, Urban-Rural: 1990
- Table U4. Households by Type of Building, Fuel Used for Lighting and City/Municipality, Urban-Rural: 1990
- Table U5. Households by Type of Building, Main Source of Drinking Water and City/Municipality, Urban-Rural: 1990
- Table U6. Households by Type of Building, Kind of Toilet Facility Used and City/Municipality, Urban-Rural: 1990
- Table U7. Households by Year Built of Building, Construction Materials of the Roof and Outer Walls and City/Municipality, Urban-Rural: 1990
- Table U8. Households by Ownership of Land and City/Municipality, Urban-Rural: 1990



**LIST OF TABLES IN CPH REPORT NO. 3 - SOCIO-ECONOMIC AND  
DEMOGRAPHIC CHARACTERISTICS**

## Table

- 1 Population Enumerated in Various Censuses, 1903-1990
- 2 Household Population by Single-Year Age Classification and Sex, Urban-Rural: 1990
- 3 Household Population by Age Group, Sex and City/Municipality, Urban-Rural: 1990
- 4 Household Population 10 Years Old and Over by Age Group, Sex, Marital Status and City/Municipality: 1990
- 5 Household Population by Religious Affiliation, Sex and City/Municipality: 1990
- 6 Household Population by Sex and Citizenship: 1990
- 7 Disabled Persons by Age Group, Sex and Type of Disability: 1990
- 8 Literacy of the Household Population 10 Years Old and Over by Age Group, Sex and City/Municipality: 1990
- 9 Household Population 7 Years Old and Over by Highest Educational Attainment, Age Group and by City/Municipality: 1990
- 10 Household Population by Mother Tongue, Sex and City/ Municipality: 1990
- 11 Language or Dialect Generally Spoken in the Households: 1990
- 12 Household Population 5 Years Old and Over by Present Residence, Sex, Place of Residence 5 Years Ago and City/ Municipality: 1990
- 13 Household Population by Relationship to Household Head and Household Size: 1990
- 14 Number of Households by Age Group and Sex of Household Head, Household Size and City/Municipality: 1990
- 15 Household Population 15 Years Old and Over by Occupation (Major and Minor), Urban-Rural: 1990

## **APPENDIX C**

### **LIST OF TABLES IN CPH REPORT NO. 3 - SOCIO-ECONOMIC AND DEMOGRAPHIC CHARACTERISTICS (continued)**

#### **Table**

- 16 Household Population 15 Years Old and Over by Occupation Group (Major), and Age Group and Sex: 1990
- 17 Gainful Workers 15 Years Old and Over by Occupation Group (Major) and Industry Group (Major): 1990
- 18 Household Population 15 Years Old and Over by Employment Status, Age Group and Sex, Urban-Rural: 1990
- 19 Household Population 15 Years Old and Over by Employment Status, Age Group, Sex and City/Municipality: 1990
- 20 Employed Persons 15 Years Old and Over by Occupation Group (Major) and Industry Group (Major) in the Past Week, Urban-Rural: 1990
- 21 Unemployed Persons 15 Years Old and Over by Age Group, Sex and Highest Educational Attainment, Urban-Rural: 1990
- 22 Ever-Married Women 15 to 49 Years Old by Number of Children Ever Born and Age Group, Urban-Rural: 1990
- 23 Ever-Married Women 15 to 49 Years Old by Age Group and Age at First Marriage, Urban-Rural: 1990
- 24 Overseas Workers by Age Group and Highest Educational Attainment: 1990
- 25 Households by Type of Fuel Used for Lighting and City/ Municipality: 1990
- 26 Households by Main Source of Drinking Water and City/ Municipality: 1990
- 27 Households by Kind of Fuel Used for Cooking and City/ Municipality: 1990
- 28 Households by Kind of Toilet Facility Being Used and City/ Municipality: 1990
- 29 Households by Usual Manner of Garbage Disposal and City/ Municipality: 1990
- 30 Households by Presence of Household Conveniences and City/ Municipality: 1990

**LIST OF UNPUBLISHED TABLES - POPULATION**

## Table

- U1 Non-Filipino Residents by Age Group and Sex: 1990
- U2 Disabled Persons by Sex, Type of Disability and City/Municipality: 1990
- U3 Household Population 7 Years Old and Over by Highest Educational Attainment, Sex and by Single-Year Age Classification: 1990
- U4 Household Population 7 Years Old and Over by Highest Educational Attainment, School Attendance During June 1989 to March 1990, Age Group, Sex, Urban - Rural: 1990
- U5 Household Population 7 Years Old and Over by School Attendance During June 1989 to March 1990, Age Group, Sex, and City/Municipality: 1990
- U6 Household Population 15 Years Old and Over with Post Secondary or College Degree by Specific Degree/Title: 1990
- U7 Household Population 5 Years Old and Over by Ability to Speak Filipino by Age Group and City/Municipality: 1990
- U8 Language/Dialect Spoken in Households by City/Municipality: 1990
- U9 Household Population 15 Years Old and Over by Place of Present Residence and By Mother's Usual Place of Residence at Person's Birth: 1990
- U10 Household Population 15 Years Old and Over by Place of Present Residence and Place of Previous Residence: 1990
- U11 Household Population by Duration of Stay in Present Residence, Sex and Municipality: 1990
- U12 Household Population 15 Years Old and Over by Sex, Occupation Group (Major), Highest Educational Attainment: 1990
- U13 Ever-Married Women 15 to 49 Years Old by Number of Children Ever Born, Age Group and City/Municipality: 1990

## **APPENDIX D**

### **LIST OF UNPUBLISHED TABLES - POPULATION (continued)**

Table

- U14 Ever-Married Women 15 to 49 Years Old by Age Group, Age at First Marriage and City/Municipality: 1990
- U15 Ever-Married Women 15 to 49 Years Old by Number of Children Ever Born, Highest Educational Attainment and City/Municipality: 1990
- U16 Ever-Married Women 15 to 49 Years Old by Number of Children Living, Age Group and City/Municipality: 1990
- U17 Ever-Married Women 15 to 49 Years Old by Number of Children Born Alive During the Last 12 Months, Number of Children Still Living and Age Group: 1990
- U18 Household Population 5 Years Old and Over by Present Residence, Place of School, Sex and City/Municipality: 1990
- U19 Household Population 15 Years Old and Over by Present Residence, Place of Work, Sex and City/Municipality: 1990

CPH FORM 1  
MAY 1, 1990

Republic of the Philippines  
NATIONAL STATISTICS OFFICE  
Manila

**CONFIDENTIALITY:**

This census is authorized by Commonwealth Act No. 591 and B. P. Blg. 72.

All information is held strictly **CONFIDENTIAL**.

NSCB Approval No.  
A0477-R191-MS

Expires on -  
December 31, 1990

*1990 Census  
of  
Population and Housing*

**LISTING BOOKLET**

**GEOGRAPHIC IDENTIFICATION**

Province \_\_\_\_\_

--	--

City/Municipality \_\_\_\_\_

--	--

Barangay \_\_\_\_\_

--	--	--

Enumeration Area No. ....

--	--

Random Start .....

No. of Sample Households .....

--

Total Listing Pages Used .....

**PROCESSING RECORD**

	ACTIVITY	DATE		SIGNATURE OF PERSON RESPONSIBLE	REMARKS
		Started	Finished		
EN	Listing and Enumeration				
T S	Receipt				
	Verification of Computation of Sheet Totals				
C A S	Receipt				
	Verification of Geographic Identification				
	Verification of Questionnaires vs. Listing				



City/Municipality \_\_\_\_\_

Barangay \_\_\_\_\_

EA No. \_\_\_\_\_

DATE OF VISIT	CB Building Serial No.	Building Serial No.	Housing Unit Serial No.	Household Serial No.	Institutional Living Quarter Serial No.	NAME of Household Head or NAME/TYPE of Institutional Living Quarter  <i>IF VACANT HOUSING UNIT, WRITE VHU; IF VACANT BUILDING, WRITE VBLDG.</i>	Address  <i>ENTER HOUSE NO. AND STREET NAME OR NAME OF SITIO</i>	POPULATION COUNT		REMARKS
								Male	Female	
(1)	(2)	(3)	(4)	(5)	(6)	(7)	(8)	(9)	(10)	(11)
TOTAL						TOTAL				
VACANT						INSTITUTIONAL LIVING QUARTER				

PAGE TOTAL  

No.  
2

# APPENDIX E

## ENUMERATOR'S DAILY ACCOMPLISHMENT AND QUESTIONNAIRE TRANSMITTAL RECORD

DATE (May)	NUMBER OF HOUSEHOLDS ENUMERATED		REMARKS	NO. OF QUESTIONNAIRES						TS SIGNATURE AND REMARKS	
	Daily	Cumulative Total		SUBMITTED TO TEAM SUPERVISOR			RETURNED BY TEAM SUPERVISOR				
				FORM 2	FORM 3	FORM 4	FORM 2	FORM 3	FORM 4		
1											
2											
3											
4											
5											
6											
7											
8											
9											
10											
11											
12											
13											
14											
15											
16											
17											
18											
19											
20											

**NOTES:**



<p><b>CPH FORM 2</b> <b>MAY 1, 1990</b></p> <p>NSCB Approval No. A0477-R192-MS</p> <p>Expires on - December 31, 1990</p>	<p>Republic of the Philippines <b>NATIONAL STATISTICS OFFICE</b> Manila</p> <p><b>1990 Census</b> <i>of</i> <b>Population and Housing</b></p> <p><b>COMMON HOUSEHOLD QUESTIONNAIRE</b></p>	<p><b>CONFIDENTIALITY:</b></p> <p>This census is authorized by Commonwealth Act No. 591 and B. P. Blg. 72.</p> <p>All information is held strictly <b>CONFIDENTIAL</b>.</p>
<p><b>GEOGRAPHIC IDENTIFICATION</b></p>		
<p>Booklet _____ of _____ booklets</p>		
Province _____	_____	<input type="text"/>
City/Municipality _____	_____	<input type="text"/>
Barangay _____	_____	<input type="text"/>
Enumeration Area No. ....	.....	<input type="text"/>
CB Building Serial No. ....	.....	<input type="text"/>
Building Serial No. ....	.....	<input type="text"/>
Housing Unit Serial No. ....	.....	<input type="text"/>
Household Serial No. ....	.....	<input type="text"/>
Line Number of Respondent .....	.....	<input type="text"/>
Name of Household Head _____		
Address _____		
(House No. and Street Name or Name of Sitio)		
<p><b>CERTIFICATION</b></p>		
<p><i>I hereby certify that the data set forth were obtained/reviewed by me personally and in accordance with the instructions.</i></p>		
<p>_____ Signature Over Printed Name of Enumerator</p>	<p>_____ Date Accomplished</p>	
<p>_____ Signature Over Printed Name of Team Supervisor</p>	<p>_____ Date Reviewed</p>	

# APPENDIX F

LINE NUMBER	NAME		POPULATION					
			ALL					
			Relationship to HH Head	Age		Sex	Marital Status	Religious Affiliation
	<p>Who is the head of this household? Who are the persons usually residing here as of May 1, 1990?</p> <p>LIST IN THIS ORDER (FAMILY NAME FIRST)</p> <p>Head Spouse of the head Never-married children of head/spouse (oldest to youngest) Ever-married children of head/spouse and their families (oldest to youngest) Other relatives of head Non-relatives of head</p> <p>(BE SURE TO INCLUDE BABIES AND ELDERLY PERSONS AND MEMBERS OF HOUSEHOLDS TEMPORARILY AWAY ON VACATION, ON BUSINESS, IN THE HOSPITAL, ETC.)</p> <p>ENCIRCLE LINE NO. OF RESPONDENT</p>	<p>ENTER</p> <p>1 IF OVERSEAS WORKER</p> <p>2 IF OTHERWISE.</p>	<p>What is _____'s relationship to the household head?</p> <p>ENTER APPROPRIATE CODE LISTED BELOW.</p>	<p>Date of Birth</p> <p>ENTER MONTH AND YEAR.</p>	<p>What is _____'s age as of his/her last birthday?</p> <p>IF AGE IS LESS THAN ONE YEAR, ENTER '00'</p>	<p>1 M A L E</p> <p>2 F E M A L E</p> <p>EN-CIRCLE CODE</p>	<p>What is _____'s marital status?</p> <p>ENTER CODE</p> <p>1 Single 2 Married 3 Widowed 4 Divorced/Separated 5 Others 6 Unknown</p> <p>FOR PERSONS BELOW 10 YEARS OLD ENTER '1'</p>	<p>What is _____'s religious affiliation?</p> <p>ENTER APPROPRIATE CODE LISTED BELOW.</p> <p>IF OTHERS, SPECIFY.</p>
	(P1)	(P2)	(P3)	(P4)	(P5)	(P6)	(P7)	(P8)
01			01	Mo. _____ Yr. _____		1 M 2 F		
02				Mo. _____ Yr. _____		1 M 2 F		
03				Mo. _____ Yr. _____		1 M 2 F		
04				Mo. _____ Yr. _____		1 M 2 F		
05				Mo. _____ Yr. _____		1 M 2 F		
06				Mo. _____ Yr. _____		1 M 2 F		
07				Mo. _____ Yr. _____		1 M 2 F		
08				Mo. _____ Yr. _____		1 M 2 F		

<p>ARE THERE MORE THAN 8 MEMBERS IN THIS HOUSEHOLD?</p> <p>1 Yes, USE ANOTHER BOOKLET</p> <p>2 No</p>	<p><i>Codes for P3, Relationship to Household Head</i></p> <p>01 Head 02 Spouse 03 Son 04 Daughter 05 Stepson 06 Stepdaughter 07 Son-in-law 08 Daughter-in-law 09 Grandson 10 Granddaughter</p>	<p><i>Codes for P8, Religious Affiliation</i></p> <p>00 None 01 Roman Catholic 02 Aglipay 03 Islam 04 Iglesia ni Cristo 05 United Churches of Christ in the Phil. Others, specify</p>
---	---	---

CENSUS QUESTIONS								
PERSONS				5 YEARS OLD AND OVER				
Citizenship		Disability		Residence 5 Years Ago	Literacy	Highest Educational Attainment		
<i>Is _____ a citizen of the Phil.?</i>  ENCIRCLE CODE  1 Yes, SKIP TO P11.  2 No	<i>What country is _____ a citizen of?</i>  ENTER APPROPRIATE CODE LISTED BELOW.  IF OTHERS, SPECIFY.	<i>Does _____ have any physical or mental disability?</i>  ENCIRCLE CODE  1 Yes  2 No, SKIP TO P17.	<i>What type of disability does _____ have?</i>  ENTER APPROPRIATE CODE LISTED BELOW.  IF OTHERS, SPECIFY.	<i>In what city/municipality and province did _____ reside on May 1, 1985?</i>  7 Foreign Country 8 Same City/ Municipality 9 Unknown  IF ANOTHER CITY/MUNICIPALITY, SPECIFY THE CITY/MUN. AND PROVINCE.	<i>Can _____ read &amp; write a simple message in any language or dialect?</i>  ENCIRCLE CODE  1 Yes  2 No	<i>What is the highest grade/year completed by _____?</i>  ENTER APPROPRIATE CODE LISTED BELOW.  IF GRADUATE OF POST-SECONDARY OR COLLEGE COURSE, SPECIFY FIELD OF STUDY.		
(P9)	(P10)	(P11)	(P12)	(P17)	(P19)	(P22)		
1 Y	[ ]	1 Y	[ ]	[ ]	1 Y	[ ]	[ ]	01
2 N	[ ]	2 N	[ ]	[ ]	2 N	[ ]	[ ]	
1 Y	[ ]	1 Y	[ ]	[ ]	1 Y	[ ]	[ ]	02
2 N	[ ]	2 N	[ ]	[ ]	2 N	[ ]	[ ]	
1 Y	[ ]	1 Y	[ ]	[ ]	1 Y	[ ]	[ ]	03
2 N	[ ]	2 N	[ ]	[ ]	2 N	[ ]	[ ]	
1 Y	[ ]	1 Y	[ ]	[ ]	1 Y	[ ]	[ ]	04
2 N	[ ]	2 N	[ ]	[ ]	2 N	[ ]	[ ]	
1 Y	[ ]	1 Y	[ ]	[ ]	1 Y	[ ]	[ ]	05
2 N	[ ]	2 N	[ ]	[ ]	2 N	[ ]	[ ]	
1 Y	[ ]	1 Y	[ ]	[ ]	1 Y	[ ]	[ ]	06
2 N	[ ]	2 N	[ ]	[ ]	2 N	[ ]	[ ]	
1 Y	[ ]	1 Y	[ ]	[ ]	1 Y	[ ]	[ ]	07
2 N	[ ]	2 N	[ ]	[ ]	2 N	[ ]	[ ]	
1 Y	[ ]	1 Y	[ ]	[ ]	1 Y	[ ]	[ ]	08
2 N	[ ]	2 N	[ ]	[ ]	2 N	[ ]	[ ]	

Codes for P10, Country of Citizenship	Codes for P12, Disability	Codes for P22, Highest Educational Attainment		
01 People's Republic of China	1 Blindness	0000 No Grade Completed		
02 U. S. A.	2 Deafness	0100 Pre-school		
03 Indonesia	3 Muteness	ELEMENTARY	HIGH SCHOOL	COLLEGE
04 India	4 Deafness/Muteness	1100 Grade 1	2100 1st Year	3100 1st Year
05 Japan	5 Speech Impairment	1200 Grade 2	2200 2nd Year	3200 2nd Year
06 Iran	6 Mental Illness	1300 Grade 3	2300 3rd Year	3300 3rd Year
07 Australia	7 Mental Retardation	1400 Grade 4	2400 4th Year	3400 4th Year
08 United Kingdom	8 Orthopedic Handicap	1500 Grade 5	3000 Undergraduate	Post-Secondary
Others, specify	9 Multiple Disability	1600 Grade 6 or 7		3500 5th Year
	0 Others, specify			

# APPENDIX F

## HOUSING CENSUS QUESTIONS

B1 TO B4 ARE TO BE ANSWERED BY MERE OBSERVATION. IF DOUBTFUL, ASK THE RESPONDENT.

D1 IS TO BE ASKED FROM ANY HOUSEHOLD IN THIS HOUSING UNIT.

**B1 TYPE OF BUILDING/HOUSE**

- 1 Single house
- 2 Duplex
- 3 Multi-unit residential (3 units or more)
- 4 Commercial/Industrial/Agricultural (office, factory, etc.)
- 5 Institutional living quarters (hotel, hospital, etc.)
- 6 Other housing unit (boat, cave, etc.)

ENTER CODE

**B2 CONSTRUCTION MATERIAL OF THE ROOF**

- 1 Galvanized iron/Aluminum
- 2 Tile/Concrete/Clay tile
- 3 Half galvanized iron and half concrete
- 4 Wood
- 5 Cogon/Nipa/Anahaw
- 6 Asbestos
- 7 Makeshift/Salvaged/Improvised materials
- 8 Others, specify \_\_\_\_\_

ENTER CODE

**B3 CONSTRUCTION MATERIAL OF THE OUTER WALLS**

- 01 Concrete/Brick/Stone
- 02 Wood
- 03 Half concrete/brick/stone and half wood
- 04 Galvanized iron/Aluminum
- 05 Bamboo/Sawali/Cogon/Nipa
- 06 Asbestos
- 07 Glass
- 08 Makeshift/Salvaged/Improvised materials
- 09 Others, specify \_\_\_\_\_
- 10 No walls

ENTER CODE

**B4 STATE OF REPAIR**

*Determine the current condition of the building/house.*

- 1 Needs no repair/needs minor repair
- 2 Needs major repair
- 3 Dilapidated/condemned
- 4 Under renovation/being repaired
- 5 Under construction
- 6 Unfinished construction

ENTER CODE

B5 IS TO BE ASKED FROM ANY HOUSEHOLD IN THE BUILDING/HOUSE.

**B5 YEAR BUILDING/HOUSE WAS BUILT**

*When was this building/house built?*

- |                |                    |
|----------------|--------------------|
| 01 1990        | 07 1971 - 1980     |
| 02 1989        | 08 1961 - 1970     |
| 03 1988        | 09 1951 - 1960     |
| 04 1987        | 10 1950 or earlier |
| 05 1986        | 98 Not applicable  |
| 06 1981 - 1985 | 99 Don't know      |

ENTER CODE

**D1 FLOOR AREA OF THIS HOUSING UNIT**

*What is the estimated floor area of this housing unit?*

SQUARE METERS      SQUARE FEET

- |    |              |               |
|----|--------------|---------------|
| 01 | less than 10 | less than 108 |
| 02 | 10 - 19      | 108 - 209     |
| 03 | 20 - 29      | 210 - 317     |
| 04 | 30 - 49      | 318 - 532     |
| 05 | 50 - 69      | 533 - 748     |
| 06 | 70 - 89      | 749 - 963     |
| 07 | 90 - 119     | 964 - 1286    |
| 08 | 120 - 149    | 1287 - 1609   |
| 09 | 150 - 199    | 1610 - 2147   |
| 10 | 200 and over | 2148 and over |

ENTER CODE

H4, H7, H11 AND H12 ARE TO BE ANSWERED BY ALL HOUSEHOLDS.

**H4 TENURE STATUS OF THE HOUSING UNIT**

*What is the tenure status of this housing unit?*

- 1 Owned/being amortized
- 2 Rented
- 3 Being occupied for free with consent of owner
- 4 Being occupied for free without consent of owner

ENTER CODE, GO TO H11

ENTER CODE

**H7 TENURE STATUS OF THE LOT**

*What is the tenure status of the lot?*

- 1 Owned/being amortized
- 2 Rented
- 3 Being occupied for free with consent of owner
- 4 Being occupied for free without consent of owner

ENTER CODE

**H11 PRESENCE OF HOUSEHOLD CONVENIENCES**

*Does this household have the following household conveniences in working condition?*

ENTER CODE

- |                         |            |                      |
|-------------------------|------------|----------------------|
| A. Radio/Radio cassette | 1 Yes 2 No | <input type="text"/> |
| B. Television           | 1 Yes 2 No | <input type="text"/> |
| C. Refrigerator/Freezer | 1 Yes 2 No | <input type="text"/> |
| D. Telephone            | 1 Yes 2 No | <input type="text"/> |
| E. Motor vehicle        | 1 Yes 2 No | <input type="text"/> |

**H12 LAND OWNERSHIP**

*Does any member of this household own the following?*

ENTER CODE

- |                              |            |                      |
|------------------------------|------------|----------------------|
| A. Other residential land(s) | 1 Yes 2 No | <input type="text"/> |
| B. Agricultural land(s)      | 1 Yes 2 No | <input type="text"/> |
| C. Other land(s)             | 1 Yes 2 No | <input type="text"/> |

<p><b>CPH FORM 3</b> <b>MAY 1, 1990</b></p> <p>NSCB Approval No. A0477-R193-MS</p> <p>Expires on - December 31, 1990</p>	<p>Republic of the Philippines <b>NATIONAL STATISTICS OFFICE</b> Manila</p> <p><b>1990 Census</b> <i>of</i> <b>Population and Housing</b></p> <p><b>SAMPLE HOUSEHOLD QUESTIONNAIRE</b></p>	<p><b>CONFIDENTIALITY:</b></p> <p>This census is authorized by Commonwealth Act No. 591 and B. P. Blg. 72.</p> <p>All information is held strictly <b>CONFIDENTIAL</b>.</p>
<p><b>GEOGRAPHIC IDENTIFICATION</b></p>		
<p>Booklet _____ of _____ booklets</p>		
Province _____	_____	<input type="text"/>
City/Municipality _____	_____	<input type="text"/>
Barangay _____	_____	<input type="text"/>
Enumeration Area No. ....	.....	<input type="text"/>
CB Building Serial No. ....	.....	<input type="text"/>
Building Serial No. ....	.....	<input type="text"/>
Housing Unit Serial No. ....	.....	<input type="text"/>
Household Serial No. ....	.....	<input type="text"/>
Line Number of Respondent .....	.....	<input type="text"/>
Name of Household Head _____		
Address _____		
<p>(House No. and Street Name or Name of Sitio)</p>		
<p><b>CERTIFICATION</b></p>		
<p><i>I hereby certify that the data set forth were obtained/reviewed by me personally and in accordance with the instructions.</i></p>		
_____ Signature Over Printed Name of Enumerator	_____ Date Accomplished	
_____ Signature Over Printed Name of Team Supervisor	_____ Date Reviewed	

# APPENDIX G

LINE NUMBER	NAME		POPULATION																																
			ALL																																
			Relationship to HH Head	Age		Sex	Marital Status	Religious Affiliation																											
	<p>Who is the head of this household? Who are the persons usually residing here as of May 1, 1990?</p> <p>LIST IN THIS ORDER (FAMILY NAME FIRST)</p> <p>Head Spouse of the head Never-married children of head/spouse (oldest to youngest) Ever-married children of head/spouse and their families (oldest to youngest) Other relatives of head Non-relatives of head</p> <p>(BE SURE TO INCLUDE BABIES AND ELDERLY PERSONS AND MEMBERS OF HOUSEHOLDS TEMPORARILY AWAY ON VACATION, ON BUSINESS, IN THE HOSPITAL, ETC.)</p> <p>ENCIRCLE LINE NO. OF RESPONDENT</p>		<p>What is _____'s relationship to the household head?</p> <p>ENTER</p> <p>1 IF OVERSEAS WORKER</p> <p>2 IF OTHERWISE</p>	<p>Date of Birth</p> <p>ENTER MONTH AND YEAR.</p>	<p>What is _____'s age as of his/her last birthday?</p> <p>IF AGE IS LESS THAN ONE YEAR, ENTER "00".</p>	<p>1 M A L E</p> <p>2 F E M A L E</p> <p>EN-CIRCLE CODE</p>	<p>What is _____'s marital status?</p> <p>ENTER CODE</p> <p>1 Single 2 Married 3 Widowed 4 Divorced/Separated 5 Others 6 Unknown</p> <p>FOR PERSONS BELOW 10 YEARS OLD ENTER "1".</p>	<p>What is _____'s religious affiliation?</p> <p>ENTER APPROPRIATE CODE LISTED BELOW.</p> <p>IF OTHERS, SPECIFY.</p>																											
	(P1)	(P2)	(P3)	(P4)	(P5)	(P6)	(P7)	(P8)																											
01			01	Mo. _____ Yr. _____		1 M 2 F																													
02				Mo. _____ Yr. _____		1 M 2 F																													
03				Mo. _____ Yr. _____		1 M 2 F																													
04				Mo. _____ Yr. _____		1 M 2 F																													
05				Mo. _____ Yr. _____		1 M 2 F																													
06				Mo. _____ Yr. _____		1 M 2 F																													
07				Mo. _____ Yr. _____		1 M 2 F																													
08				Mo. _____ Yr. _____		1 M 2 F																													
<p>ARE THERE MORE THAN 8 MEMBERS IN THIS HOUSEHOLD?</p> <p>1 Yes, USE ANOTHER BOOKLET</p> <p>2 No</p>		<p>Codes for P3, Relationship to Household Head</p> <table border="0"> <tr><td>01 Head</td><td>11 Father</td></tr> <tr><td>02 Spouse</td><td>12 Mother</td></tr> <tr><td>03 Son</td><td>13 Brother</td></tr> <tr><td>04 Daughter</td><td>14 Sister</td></tr> <tr><td>05 Stepson</td><td>15 Uncle</td></tr> <tr><td>06 Stepdaughter</td><td>16 Aunt</td></tr> <tr><td>07 Son-in-law</td><td>17 Nephew</td></tr> <tr><td>08 Daughter-in-law</td><td>18 Niece</td></tr> <tr><td>09 Grandson</td><td>19 Other Relative</td></tr> <tr><td>10 Granddaughter</td><td>00 Non-relative</td></tr> </table>				01 Head	11 Father	02 Spouse	12 Mother	03 Son	13 Brother	04 Daughter	14 Sister	05 Stepson	15 Uncle	06 Stepdaughter	16 Aunt	07 Son-in-law	17 Nephew	08 Daughter-in-law	18 Niece	09 Grandson	19 Other Relative	10 Granddaughter	00 Non-relative	<p>Codes for P8, Religious Affiliation</p> <table border="0"> <tr><td>00 None</td></tr> <tr><td>01 Roman Catholic</td></tr> <tr><td>02 Aglipay</td></tr> <tr><td>03 Islam</td></tr> <tr><td>04 Iglesia ni Cristo</td></tr> <tr><td>05 United Churches of Christ in the Phil.</td></tr> <tr><td>Others, specify</td></tr> </table>			00 None	01 Roman Catholic	02 Aglipay	03 Islam	04 Iglesia ni Cristo	05 United Churches of Christ in the Phil.	Others, specify
01 Head	11 Father																																		
02 Spouse	12 Mother																																		
03 Son	13 Brother																																		
04 Daughter	14 Sister																																		
05 Stepson	15 Uncle																																		
06 Stepdaughter	16 Aunt																																		
07 Son-in-law	17 Nephew																																		
08 Daughter-in-law	18 Niece																																		
09 Grandson	19 Other Relative																																		
10 Granddaughter	00 Non-relative																																		
00 None																																			
01 Roman Catholic																																			
02 Aglipay																																			
03 Islam																																			
04 Iglesia ni Cristo																																			
05 United Churches of Christ in the Phil.																																			
Others, specify																																			

CENSUS QUESTIONS								LINE NUMBER
PERSONS					5 YEARS OLD AND OVER			
Citizenship		Disability		Mother Tongue	Mother's Usual Residence	Previous Residence		
Is _____ a citizen of the Phil.?	What country is _____ a citizen of?	Does _____ have any physical or mental disability?	What type of disability does _____ have?	What was _____'s dialect/ language spoken at earliest childhood?	Where was _____'s mother's usual residence at the time of his/ her birth?	In what city/ municipality did _____ live before moving to this place?	When did _____ move to this city/ municipality?	
ENCIRCLE CODE	ENTER APPROPRIATE CODE LISTED BELOW.	ENCIRCLE CODE	ENTER APPROPRIATE CODE LISTED BELOW.	ENTER APPROPRIATE CODE LISTED BELOW	7 Foreign country 8 Same city/municipality 9 Unknown	IF 'ANOTHER CITY/MUN., SPECIFY CITY/ MUNICIPALITY AND PROVINCE.	ENTER '0' IF SINCE BIRTH.  OTHERWISE, ENTER MONTH AND YEAR.	
1 Yes, SKIP TO P11. 2 No	IF OTHERS, SPECIFY.	1 Yes 2 No, SKIP TO P13.	IF OTHERS, SPECIFY.	IF OTHERS, SPECIFY.				
(P9)	(P10)	(P11)	(P12)	(P13)	(P14)	(P15)	(P16)	
1 Y 2 N		1 Y 2 N					Mo. _____ Yr. _____	01
1 Y 2 N		1 Y 2 N					Mo. _____ Yr. _____	02
1 Y 2 N		1 Y 2 N					Mo. _____ Yr. _____	03
1 Y 2 N		1 Y 2 N					Mo. _____ Yr. _____	04
1 Y 2 N		1 Y 2 N					Mo. _____ Yr. _____	05
1 Y 2 N		1 Y 2 N					Mo. _____ Yr. _____	06
1 Y 2 N		1 Y 2 N					Mo. _____ Yr. _____	07
1 Y 2 N		1 Y 2 N					Mo. _____ Yr. _____	08
Codes for P10, Country of Citizenship		Codes for P12, Disability			Codes for P13, Mother Tongue			
01 People's Republic of China 02 U. S. A. 03 Indonesia 04 India 05 Japan 06 Iran 07 Australia 08 United Kingdom Others, specify		1 Blindness 2 Deafness 3 Muteness 4 Deafness/Muteness 5 Speech Impairment 6 Mental Illness 7 Mental Retardation 8 Orthopedic Handicap 9 Multiple Disability 0 Others, specify			01 Tagalog 02 Cebuano 03 Hiligaynon 04 Ilocano 05 Ibanag 06 Pampango 07 Pangasinan 08 Waray 09 Bicol 10 Maguindanao 11 Maranao Others, specify			

# APPENDIX G

POPULATION								
LINE NUMBER	5 YEARS OLD AND OVER					10 YEARS		
	Residence 5 Years Ago	Language	Literacy	School Attendance	Place of School	Highest Educational Attainment	Usual Activity/Occupation	Kind of Business
	<i>In what city/municipality did _____ reside on May 1, 1985?</i> 7 Foreign Country 8 Same City/Municipality 9 Unknown  IF ANOTHER CITY/MUN., SPECIFY CITY/MUN. AND PROVINCE.	<i>Is _____ able to speak Tagalog/Filipino?</i>  ENCIRCLE CODE  1 Yes 2 No	<i>Can _____ read &amp; write a simple message in any language or dialect?</i>  ENCIRCLE CODE  1 Yes 2 No	<i>Did _____ attend school at anytime from June 1989 to March 1990?</i>  ENCIRCLE CODE  1 Yes 2 No, SKIP TO P22	<i>In what city/municipality did _____ attend school?</i> 7 Foreign Country 8 Same City/Municipality 9 Unknown  IF ANOTHER CITY/MUN., SPECIFY CITY/MUN. AND PROVINCE.	<i>What is the highest grade/year completed by _____?</i>  IF GRADUATE OF POST-SECONDARY OR COLLEGE COURSE, SPECIFY FIELD OF STUDY.	<i>What was _____'s usual activity/occupation during the past twelve months?</i>  DESCRIBE OCCUPATION AS FULLY AS POSSIBLE.  Examples: Palay Farmer Filing Clerk Fruit Vendor Student, etc.  IF HOUSEWIFE, STUDENT, OR RETIREE, SKIP TO P25.	<i>In what kind of business or industry did _____ work during the past twelve months?</i>  DESCRIBE INDUSTRY AS FULLY AS POSSIBLE.  Examples: Palay Farming Textile Manufacturing Fruit Retailing
(P17)	(P18)	(P19)	(P20)	(P21)	(P22)	(P23)	(P24)	
01		1 Y 2 N	1 Y 2 N	1 Y 2 N				
02		1 Y 2 N	1 Y 2 N	1 Y 2 N				
03		1 Y 2 N	1 Y 2 N	1 Y 2 N				
04		1 Y 2 N	1 Y 2 N	1 Y 2 N				
05		1 Y 2 N	1 Y 2 N	1 Y 2 N				
06		1 Y 2 N	1 Y 2 N	1 Y 2 N				
07		1 Y 2 N	1 Y 2 N	1 Y 2 N				
08		1 Y 2 N	1 Y 2 N	1 Y 2 N				

*Codes for P22, Highest Educational Attainment*

0000 No Grade Completed		
0100 Pre-school		
<b>Elementary</b>	<b>High School</b>	<b>College</b>
1100 Grade 1	2100 1st Year	3100 1st Year
1200 Grade 2	2200 2nd Year	3200 2nd Year
1300 Grade 3	2300 3rd Year	3300 3rd Year
1400 Grade 4	2400 4th Year	3400 4th Year
1500 Grade 5	3000 Undergraduate Post-Secondary	3500 5th Year
1600 Grade 6 or 7		



CENSUS QUESTIONS											
OLD AND OVER							FOR FEMALES 15-49 YEARS				
Employment Status	Occupation in Past Week	Industry in Past Week	Place of Work	Availability for Work	Looking for Work	Reason for not Looking for Work	Fertility				LINE NUMBER
Did have a job or business during the past seven days?	What was activity/occupation during the past seven days?	In what kind of business or industry did work during the past seven days?	In what city/municipality did work during the past seven days? 7 Foreign Country 8 Same City/Municipality 9. Unknown  IF ANOTHER CITY/MUN., SPECIFY CITY/MUN. AND PROVINCE.  SKIP TO P32.	Was available for work during the past seven days?  EN-CIRCLE CODE 1 Yes 2 No, SKIP TO P32.	Did looked for work during the past seven days?  EN-CIRCLE CODE 1 Yes, SKIP TO P32 2 No	Why did not look for work?  ENTER APPROPRIATE CODE LISTED BELOW.  IF OTHERS, SPECIFY.	How many children have been born alive to -----?	How many are still living?	How many children were born alive to from May 1, 1989 to April 30, 1990?	What was age at first marriage?  ENTER ACTUAL NUMBER.  ENTER AGE.	
(P25)	(P26)	(P27)	(P28)	(P29)	(P30)	(P31)	(P32)	(P33)	(P34)	(P35)	
1 Y 2 N				1 Y 2 N	1 Y 2 N						01
1 Y 2 N				1 Y 2 N	1 Y 2 N						02
1 Y 2 N				1 Y 2 N	1 Y 2 N						03
1 Y 2 N				1 Y 2 N	1 Y 2 N						04
1 Y 2 N				1 Y 2 N	1 Y 2 N						05
1 Y 2 N				1 Y 2 N	1 Y 2 N						06
1 Y 2 N				1 Y 2 N	1 Y 2 N						07
1 Y 2 N				1 Y 2 N	1 Y 2 N						08
<p><i>Codes for P31, Reason for not Looking for Work</i></p> <p>1 Believe no work available      6 Too young, too old or retired, permanent disability                  2 Awaiting results of previous job application      7 Housekeeping                  3 Temporary illness/disability      8 Schooling                  4 Bad weather      9 Others, specify                  5 Waiting for rehires/job recall</p>						<p><b>REMARKS:</b></p>					

# APPENDIX G

<b>HOUSING CENSUS QUESTIONS</b>																																		
<p><b>B1 TO B4 ARE TO BE ANSWERED BY MERE OBSERVATION. IF DOUBTFUL, ASK THE RESPONDENT.</b></p>	<p><b>D1 IS TO BE ASKED FROM ANY HOUSEHOLD IN THIS HOUSING UNIT.</b></p>																																	
<p><b>B1 TYPE OF BUILDING/HOUSE</b></p> <ol style="list-style-type: none"> <li>1 Single house</li> <li>2 Duplex</li> <li>3 Multi-unit residential (3 units or more)</li> <li>4 Commercial/Industrial/Agricultural (office, factory, ricemill, etc.)</li> <li>5 Institutional living quarters (hotel, hospital, etc.)</li> <li>6 Other housing unit (boat, cave, etc.)</li> </ol> <p style="text-align: right;">ENTER CODE <input style="width: 40px;" type="text"/></p>	<p><b>D1 FLOOR AREA OF THE HOUSING UNIT</b></p> <p style="text-align: center;"><i>What is the estimated floor area of this housing unit ?</i></p> <table style="width: 100%; border-collapse: collapse;"> <thead> <tr> <th style="width: 10%;"></th> <th style="width: 45%;">SQUARE METERS</th> <th style="width: 45%;">SQUARE FEET</th> </tr> </thead> <tbody> <tr><td>01</td><td>Less than 10</td><td>Less than 108</td></tr> <tr><td>02</td><td>10 - 19</td><td>108 - 209</td></tr> <tr><td>03</td><td>20 - 29</td><td>210 - 317</td></tr> <tr><td>04</td><td>30 - 49</td><td>318 - 532</td></tr> <tr><td>05</td><td>50 - 69</td><td>533 - 748</td></tr> <tr><td>06</td><td>70 - 89</td><td>749 - 963</td></tr> <tr><td>07</td><td>90 - 119</td><td>964 - 1286</td></tr> <tr><td>08</td><td>120 - 149</td><td>1287 - 1609</td></tr> <tr><td>09</td><td>150 - 199</td><td>1610 - 2147</td></tr> <tr><td>10</td><td>200 and over</td><td>2148 and over</td></tr> </tbody> </table> <p style="text-align: right;">ENTER CODE <input style="width: 40px;" type="text"/></p>		SQUARE METERS	SQUARE FEET	01	Less than 10	Less than 108	02	10 - 19	108 - 209	03	20 - 29	210 - 317	04	30 - 49	318 - 532	05	50 - 69	533 - 748	06	70 - 89	749 - 963	07	90 - 119	964 - 1286	08	120 - 149	1287 - 1609	09	150 - 199	1610 - 2147	10	200 and over	2148 and over
	SQUARE METERS	SQUARE FEET																																
01	Less than 10	Less than 108																																
02	10 - 19	108 - 209																																
03	20 - 29	210 - 317																																
04	30 - 49	318 - 532																																
05	50 - 69	533 - 748																																
06	70 - 89	749 - 963																																
07	90 - 119	964 - 1286																																
08	120 - 149	1287 - 1609																																
09	150 - 199	1610 - 2147																																
10	200 and over	2148 and over																																
<p><b>B2 CONSTRUCTION MATERIAL OF THE ROOF</b></p> <ol style="list-style-type: none"> <li>1 Galvanized iron/Aluminum</li> <li>2 Tile/Concrete/Clay tile</li> <li>3 Half galvanized iron and half concrete</li> <li>4 Wood</li> <li>5 Cogon/Nipa/Anahaw</li> <li>6 Asbestos</li> <li>7 Makeshift/Salvaged/Improvised materials</li> <li>8 Others, specify _____</li> </ol> <p style="text-align: right;">ENTER CODE <input style="width: 40px;" type="text"/></p>	<p style="text-align: center;"><b>H1 TO H3 ARE TO BE ANSWERED BY ALL HOUSEHOLDS.</b></p>																																	
<p><b>B3 CONSTRUCTION MATERIAL OF THE OUTER WALLS</b></p> <ol style="list-style-type: none"> <li>01 Concrete/Brick/Stone</li> <li>02 Wood</li> <li>03 Half concrete/brick/stone and half wood</li> <li>04 Galvanized iron/Aluminum</li> <li>05 Bamboo/Sawali/Cogon/Nipa</li> <li>06 Asbestos</li> <li>07 Glass</li> <li>08 Makeshift/Salvaged/Improvised materials</li> <li>09 Others, specify _____</li> <li>10 No walls</li> </ol> <p style="text-align: right;">ENTER CODE <input style="width: 40px;" type="text"/></p>	<p><b>H1 FUEL FOR LIGHTING</b></p> <p style="text-align: center;"><i>What kind of fuel does this household use for lighting?</i></p> <ol style="list-style-type: none"> <li>1 Electricity</li> <li>2 Kerosene (gaas)</li> <li>3 Liquefied petroleum gas (LPG)</li> <li>4 Oil (vegetable, animal, etc.)</li> <li>5 Others, specify _____</li> </ol> <p style="text-align: right;">ENTER CODE <input style="width: 40px;" type="text"/></p>																																	
<p><b>B4 STATE OF REPAIR</b></p> <p style="text-align: center;"><i>Determine the current condition of the building/house.</i></p> <ol style="list-style-type: none"> <li>1 Needs no repair/needs minor repair</li> <li>2 Needs major repair</li> <li>3 Dilapidated/Condemned</li> <li>4 Under renovation/being repaired</li> <li>5 Under construction</li> <li>6 Unfinished construction</li> </ol> <p style="text-align: right;">ENTER CODE <input style="width: 40px;" type="text"/></p>	<p><b>H2 FUEL FOR COOKING</b></p> <p style="text-align: center;"><i>What fuel does this household use most of the time for cooking?</i></p> <ol style="list-style-type: none"> <li>1 Electricity</li> <li>2 Kerosene (gaas)</li> <li>3 Liquefied petroleum gas (LPG)</li> <li>4 Charcoal</li> <li>5 Wood</li> <li>6 Others, specify _____</li> <li>7 None</li> </ol> <p style="text-align: right;">ENTER CODE <input style="width: 40px;" type="text"/></p>																																	
<p style="text-align: center;"><b>B5 IS TO BE ASKED FROM ANY HOUSEHOLD IN THE BUILDING.</b></p>	<p><b>H3 MAIN SOURCE OF DRINKING WATER</b></p> <p style="text-align: center;"><i>What is this household's main source of drinking water?</i></p> <ol style="list-style-type: none"> <li>1 Own use, faucet, community water system</li> <li>2 Shared, faucet, community water system</li> <li>3 Own use, tubed/piped deep well (at least 100 feet or 30 meters deep)</li> <li>4 Shared, tubed/piped deep well (at least 100 feet or 30 meters deep)</li> <li>5 Tubed/piped shallow well</li> <li>6 Dug well</li> <li>7 Spring, lake, river, rain, etc.</li> <li>8 Peddler</li> </ol> <p style="text-align: right;">ENTER CODE <input style="width: 40px;" type="text"/></p>																																	
<p><b>B5 YEAR BUILDING/HOUSE WAS BUILT</b></p> <p style="text-align: center;"><i>When was this building/house built?</i></p> <table style="width: 100%; border-collapse: collapse;"> <tbody> <tr><td>01 1990</td><td>07 1971-1980</td></tr> <tr><td>02 1989</td><td>08 1961-1970</td></tr> <tr><td>03 1988</td><td>09 1951-1960</td></tr> <tr><td>04 1987</td><td>10 1950 or earlier</td></tr> <tr><td>05 1986</td><td>98 Not applicable</td></tr> <tr><td>06 1981-1985</td><td>99 Don't know</td></tr> </tbody> </table> <p style="text-align: right;">ENTER CODE <input style="width: 40px;" type="text"/></p>	01 1990	07 1971-1980	02 1989	08 1961-1970	03 1988	09 1951-1960	04 1987	10 1950 or earlier	05 1986	98 Not applicable	06 1981-1985	99 Don't know																						
01 1990	07 1971-1980																																	
02 1989	08 1961-1970																																	
03 1988	09 1951-1960																																	
04 1987	10 1950 or earlier																																	
05 1986	98 Not applicable																																	
06 1981-1985	99 Don't know																																	

# HOUSING CENSUS QUESTIONS

H4 TO H13 ARE TO BE ANSWERED BY ALL HOUSEHOLDS.

**H4 TENURE STATUS OF THE HOUSING UNIT**  
*What is the tenure status of this housing unit?*

1 Owned/Being amortized  
 2 Rented → ENTER CODE, GO TO H8  
 3 Being occupied for free with consent of owner → ENTER CODE, GO TO H9  
 4 Being occupied for free without consent of owner

ENTER CODE

**H5 ACQUISITION OF HOUSING UNIT**  
*How did you acquire this housing unit?*

1 Purchased  
 2 Constructed by the owner/occupants with or without help of friends/relatives  
 3 Constructed by hired/skilled workers  
 4 Constructed by an organized contractor  
 5 Inherited  
 6 Others (lottery, gift) → ENTER CODE, GO TO H7

ENTER CODE

**H6 SOURCE OF FINANCING**  
*Did you avail of the following sources of financing in the construction/purchase of this housing unit?*

A. Own resources/interest-free loans from relatives/friends	1 Yes	2 No	ENTER CODE <input style="width: 50px;" type="text"/>
B. Government assistance: PAG-IBIG, GSIS, SSS, DBP, etc.	1 Yes	2 No	ENTER CODE <input style="width: 50px;" type="text"/>
C. Private banks/foundations/cooperatives	1 Yes	2 No	ENTER CODE <input style="width: 50px;" type="text"/>
D. Employer assistance	1 Yes	2 No	ENTER CODE <input style="width: 50px;" type="text"/>
E. Private persons	1 Yes	2 No	ENTER CODE <input style="width: 50px;" type="text"/>
F. Others, specify _____	1 Yes	2 No	ENTER CODE <input style="width: 50px;" type="text"/>

**H7 TENURE STATUS OF THE LOT**  
*What is the tenure status of the lot?*

1 Owned/Being amortized  
 2 Rented  
 3 Being occupied for free with consent of owner → ENTER CODE, GO TO H9  
 4 Being occupied for free without consent of owner

ENTER CODE

**H8 MONTHLY RENTAL OF HOUSING UNIT AND/OR LOT**  
*How much is the monthly rental?*

01 Below ₱ 50	07 500 - 699
02 50 - 99	08 700 - 999
03 100 - 149	09 1000 - 1499
04 150 - 199	10 1500 - 1999
05 200 - 299	11 2000 - 4999
06 300 - 499	12 5000 and over

ENTER CODE

**H9 KIND OF TOILET FACILITY**  
*What type of toilet facility does this household use?*

- 1 Water-sealed, sewer/septic tank, used exclusively by the household
- 2 Water-sealed, sewer/septic tank, shared with other households
- 3 Water-sealed, other depository, used exclusively by the household
- 4 Water-sealed, other depository, shared with other households
- 5 Closed pit (without a water-sealed bowl and the depository is constructed usually of large circular tubes made of concrete or clay covered on top and has a small opening: antipolo, etc.)
- 6 Open pit (same as closed pit but without covering)
- 7 Others (pail system, etc.)
- 8 None

ENTER CODE

*Water-sealed bowls are those where after water is flushed or poured into the bowl, a small amount of water is left and seals the bottom of the bowl from the pipe leading to the depository.*

**H10 USUAL MANNER OF GARBAGE DISPOSAL**  
*How does this household usually dispose of its kitchen garbage such as left-over food, peelings of fruits and vegetables, fish and chicken entrails, etc.?*

- 1 Picked up by garbage truck
- 2 Dumping in individual pit (not burned)
- 3 Burning
- 4 Composting (later used as fertilizer)
- 5 Burying
- 6 Feeding to animals
- 7 Others, specify \_\_\_\_\_

ENTER CODE

**H11 PRESENCE OF HOUSEHOLD CONVENIENCES**  
*Does this household have the following household conveniences in working condition?*

A. Radio/Radio cassette	1 Yes	2 No	ENTER CODE <input style="width: 50px;" type="text"/>
B. Television	1 Yes	2 No	ENTER CODE <input style="width: 50px;" type="text"/>
C. Refrigerator/Freezer	1 Yes	2 No	ENTER CODE <input style="width: 50px;" type="text"/>
D. Telephone	1 Yes	2 No	ENTER CODE <input style="width: 50px;" type="text"/>
E. Motor Vehicle	1 Yes	2 No	ENTER CODE <input style="width: 50px;" type="text"/>

**H12 LAND OWNERSHIP**  
*Does any member of this household own the following?*

A. Other residential land(s)	1 Yes	2 No	ENTER CODE <input style="width: 50px;" type="text"/>
B. Agricultural land(s)	1 Yes	2 No	ENTER CODE <input style="width: 50px;" type="text"/>
C. Other land(s)	1 Yes	2 No	ENTER CODE <input style="width: 50px;" type="text"/>

**H13 LANGUAGE/DIALECT GENERALLY SPOKEN**  
*What is the language/dialect generally spoken at home by members of this household?*

01 Tagalog	08 Waray
02 Cebuano	09 Bicol
03 Hiligaynon	10 Maguindanao
04 Ilocano	11 Maranao
05 Ibanag	12 Tausug
06 Pampango	— Others, specify _____
07 Pangasinan	ENTER CODE <input style="width: 50px;" type="text"/>