

1990 Census of Population and Housing

REPORT NO. 4 - 9F: HOUSING STATISTICS

BACOLOD CITY



**Republic of the Philippines
NATIONAL STATISTICS OFFICE**

**Manila
August 1992**

REPUBLIC OF THE PHILIPPINES

HIS EXCELLENCY

PRESIDENT FIDEL V. RAMOS

NATIONAL STATISTICAL COORDINATION BOARD

Honorable Cielito F. Habito
Chairman

NATIONAL STATISTICS OFFICE

Tomas P. Africa
Administrator

Nelia R. Marquez
Deputy Administrator

Luisa T. Engracia
Director II
National Census and Household Surveys Department

FOREWORD

Batas Pambansa Blg. 72 requires that a census of population be conducted every ten years. On this basis, the 1990 Census of Population and Housing was undertaken by the National Statistics Office in May 1990.

The results of the census are strategically used by many sectors. The size of the population determines the number of representation by congressional districts in the House of Representatives. To planners and government executives, the results of the census provide the basic information needed to effect an efficient and judicious allocation of government resources and services. To the general public, statistics from the census provide an understanding of the demographic, social, and economic characteristics of the Filipino people, and the characteristics of the housing unit in which they live, knowledge which can help them chart their own destiny.

This report, which is published by province and highly urbanized city, is one of many that will be prepared to disseminate the results of the 1990 Census of Population and Housing. Presented herein are data regarding the distribution of households and housing units and characteristics of the housing units such as type of building, construction materials of the roof and the outer walls, etc.

Other household related information like fuel used for lighting and cooking, source of drinking water, type of toilet facilities, manner of kitchen garbage disposal and presence of household convenience are included in the 1990 Census of Population and Housing Report No. 3.

The 1990 census would not have been successful had it not been for the services rendered by the various entities, both private and public, and the cooperation of the general populace. To them the National Statistics Office extends its deep appreciation for their support in this most important undertaking. More specifically, the valuable assistance or contribution of the following is acknowledged:

- **Department of Education, Culture and Sports for the involvement of over 55,000 public school teachers who served as enumerators and supervisors;**
- **Department of National Defense for facilitating the enumeration of military camps and provision of transport facilities;**
- **Department of Foreign Affairs for coordinating the enumeration of embassies, consulates and missions abroad;**

- **Department of Social Welfare and Development for the enumeration of the homeless population;**
- **the members of the National Statistical Coordination Board for lending out their logistics during the field enumeration phases;**
- **the members of the Provincial and City/Municipal Census Boards, chaired by the governors and mayors, respectively, for assisting in the field operations;**
- **the barangay captains for endorsing and facilitating the conduct of the census in their respective areas of jurisdiction;**
- **the print and broadcast media for the generous and whole-hearted communication support;**
- **the church leaders who endorsed the project to their laity from the pulpit;**
- **and most of all, the over 10 million individuals for serving as respondents in the census interviews, and for their unwavering support to the decennial census.**

The successful conduct of the 1990 Census of Population and Housing is proof that national development emanates from concerted national effort.


TOMAS P. AFRICA
Administrator

Manila
August 1992

CONTENTS

	Page
EXPLANATORY TEXT	
Introduction	
Authority for Conducting the 1990 Census	vii
Census Boards	vii
Method of Enumeration and Use of Sampling	viii
Coverage of this Publication	viii
Definition of Terms and Concepts	ix
MAPS	xviii
HIGHLIGHTS	xxii
TABLE	
1 Housing Units, Occupied and Vacant, by Barangay: 1990	1
2 Occupied Housing Units, Households and Household Population by Type of Building: 1990	2
3 Occupied Housing Units by Construction Materials of the Roof and Outer Walls : 1990	2
4 Occupied Housing Units by Condition (State of Repair) of the Building and Year Built : 1990	3
5 Occupied Housing Units by Type of Building and Number of Households in Each Housing Unit: 1990	3
6 Occupied Housing Units by Floor Area and Number of Occupants in Each Housing Unit: 1990	4
7 Households by Type of Building and Tenure Status of the Housing Unit: 1990	4
8 Owner-Households in Occupied Housing Units by Tenure Status of Lot: 1990	5
9 Percentage Distribution of Owner-Households in Occupied Housing Units by Mode of Acquisition of the Housing Unit: 1990	5

10	Percentage Distribution of Owner-Households Who Had Purchased/Constructed Their Housing Units by Reported Sources of Financing: 1990	6
11	Percentage Distribution of Renter-Households in Occupied Housing Units by Monthly Rental of Housing Units: 1990	7
12	Characteristics of Housing Units which are Vacant, Occasionally Used and Occupied by Households Not Eligible for Enumeration: 1990	8

APPENDICES

A	Batas Pambansa Blg. 72	11
B	List of Unpublished Tables - Housing	14
C	List of Tables in CPH Report NO. 3 - Socio-Economic and Demographic Characteristics	15
D	List of Unpublished Tables - Population	17
E	Listing Booklet (CPH Form 1)	19
F	Common Household Questionnaire (CPH Form 2)	23
G	Sample Household Questionnaire (CPH Form 3)	27

EXPLANATORY TEXT

Introduction

In May 1990, the National Statistics Office conducted the 1990 Census of Population and Housing (CPH). This nationwide undertaking is the 9th population census and the 4th housing census conducted in this century.

Like the 1980 census, the 1990 CPH is designed to take an inventory of the total population and housing units in the Philippines and to collect information about their characteristics. The census of population is the source of information on the size and distribution of the population as well as information about the demographic, social, economic and cultural characteristics. The census of housing, on the other hand, provides information on the supply of housing units, their structural characteristics and facilities which have bearing on the maintenance of privacy health and the development of normal family living conditions. These information are vital for making rational plans and programs for development.

Pursuant to the provision of Batas Pambansa Bilang 72, a final report on total population, total household population and number of households at the barangay level was submitted to the President and was approved under Proclamation No. 688, dated February 21, 1991. This report had already been published as 1990 CPH Report No. 2.

Authority for Conducting the 1990 Census

Under Commonwealth Act No. 591, the Bureau of the Census and Statistics (now National Statistics Office) is authorized "to prepare for and undertake all censuses of population, agriculture, industry and commerce."

Batas Pambansa Big. 72, which was passed on June 11, 1980, further accorded the National Statistics Office the authority to conduct population censuses every ten years beginning in 1980 without prejudice to the undertaking of special censuses on agriculture, industry, commerce, housing and other sectors as may be approved by the National Economic and Development Authority.

More recently, Executive Order No. 121, otherwise known as the Reorganization Act of the Philippine Statistical System, which was passed on January 30, 1987, declared that the NSO shall be the major statistical agency responsible for generating general purpose statistics and for undertaking such censuses and surveys as may be designated by the National Statistical Coordination Board (NSCB).

It may be mentioned that Presidential Proclamation No. 497 declared 1990 as a National Census Year and called upon all heads of departments of the government

and its instrumentalities to give their support and cooperation in the census undertaking.

Census Boards

Aside from the authority to conduct censuses every ten years, Batas Pambansa Blg. 72 created the National Census Coordinating Board (NCCB) to supervise, coordinate and issue such rules and regulations, as may be necessary, for the successful conduct of the census. Provincial, City and Municipal Census Boards were also created to assist at the subnational level in the conduct of the population census.

Executive Order No. 121 created the National Statistical Coordination Board (NSCB) to oversee all statistical activities in the Philippine Statistical System and therefore has taken over the functions of the NCCB. However, the NSO remains to be the implementing agency of the Census.

A systematized involvement of government agencies and instrumentalities was made possible largely through the concerted efforts of the members of the NSCB and the Provincial, City and Municipal Census Boards.

The NSCB is composed of the Director General of the National Economic and Development Authority as chairman, the undersecretary of the Department of Budget as vice-chairman, a representative from the remaining departments with the rank of undersecretary, Deputy Governor of the Central Bank, Administrator of NSO, Executive Director of the Statistical Research and Training Center, Secretary General of the NSCB, and a representative

from the private sector, as members. For purposes of the 1990 Census of Population and Housing, the Administrator of the NSO is the Executive Director of NSCB.

At the local government level, Provincial and City/Municipal Census Boards were created. The Provincial Governor is the chairman of the Provincial Census Board with the Division Superintendent as vice chairman, and the District Highway Engineer, the Provincial Commander of the Philippine Constabulary, the Local Government Operations Officer, the Provincial Agricultural Officer, the Provincial Assessor, as members, with the Provincial Census Officer of the NSO as the Executive Officer.

The City/Municipal Board is composed of the City/Municipal Mayor as chairman, and the District Supervisor, the City/Municipal Agricultural Officer, City/Municipal Government Officer, the Municipal Treasurer/City Assessor as members, with the City/Municipal Census Officer as Executive Officer.

Method of Enumeration and Use of Sampling

The gathering of population and housing data was performed by census enumerators through house-to-house visit and interview of a responsible member of each household. The household was used as the enumeration unit. However, a complete listing of buildings which contain living quarters, including vacant ones, was done.

A combination of complete enumeration and sampling was adopted. For this census round, systematic cluster sampling was used instead of systematic random sampling to minimize the enumerator's selection bias. Each city/municipality was treated as a domain to obtain efficient and accurate estimates at the municipal level.

An enumeration area (EA), which is a delineated geographic area consisting of about 300 to 400 households, was divided into clusters of five (5) households and the corresponding number of samples in the clusters were obtained for each EA. The sampling rates depended on the estimated size of the municipality where the EA is located, as follows:

Estimated No. of Households in the Municipality	Sampling Rate in the EA
1 - 500	100 %
501 - 1500	20 %
1501 and above	10 %

The non-sample households were interviewed using the Common Household Questionnaire (CPH Form 2). The items asked on population were household membership, relationship to head, date of birth, age as of last birthday, sex, marital status, religion affiliation, citizenship, disability, residence 5 years ago, literacy and highest educational attainment. For the housing portion, the questions asked were about building characteristics like type of building/house, construction materials of the roof and the outer walls, state of repair, year building was built, floor area of the housing

unit, tenure status of the housing unit and lot, presence of household conveniences, and land ownership.

Using the Sample Household Questionnaire (CPH Form 3), additional questions were asked from the sample households, like mother tongue, mother's usual residence, previous residence, ability to speak Tagalog/Filipino, economic characteristics, language/dialect generally spoken in the households and questions on fertility for females 15-49 years old. Additional housing items asked were household amenities, manner of acquisition of housing units, source of financing and usual manner of garbage disposal.

Institutional households were enumerated using the Institutional Population Questionnaire (CPH Form 4). All population items in the Common Household Questionnaire were asked.

Information about households of Filipinos working in Philippine embassies in foreign countries, as well as those of homeless population was also gathered and their count included in the total population of the country.

Coverage of this Publication

This publication contains 12 statistical tables covering data on:

- Type of Building/House
- Construction Materials of the Roof
- Construction Materials of the Outer Walls
- State of Repair
- Year Building/House was Built
- Floor Area of the Housing Unit

- Tenure Status of the Housing Unit
- Tenure Status of the Lot
- Mode of Acquisition of Housing Unit
- Sources of Financing
- Monthly Rental of Housing Unit and/or Lot

Data for the last three items are estimates from sample households.

Data contained in this report are also available in diskettes. Aside from these published tables, other tables on the above characteristics are also available to users (see list in Appendix B). These tables are available in all NSO offices throughout the country.

DEFINITION OF TERMS AND CONCEPTS

BASIC LISTING UNITS

Building

A building is a structure designed or intended for the enclosure, shelter or protection of any person, animal or property comprising of one or more rooms and/or other spaces, covered by a roof and usually enclosed within external walls or with common dividing walls with adjacent buildings, which usually extend from the foundation to the roof.

For purposes of the census of population and housing, only buildings with living quarters whether occupied or vacant were listed.

Living quarters counted are structurally separate and independent place of abode.

These are:

1. constructed, built, converted or renovated for human habitation, and at the time of the census not used wholly for other purposes; or
2. not really intended as dwelling unit but used as such at the time of the census.

Housing Unit

A housing unit is a structurally separate and independent place of abode constructed, converted or arranged for habitation by one household. For purposes of this census, structures or parts of structures not intended for habitation such as commercial, industrial, and agricultural buildings, or natural and man-made shelters such as caves, boats, abandoned trucks, culverts, etc., but used as living quarters by households are also considered as housing units.

Identifying Housing Units in a Building.

A residential building is usually comprised of one housing unit being occupied by one household. However, in some cases, two or more households share the same housing unit as their dwelling. A building may have more than one housing unit but from its outside appearance the housing units may not be discernible.

A portion of a building or a room or rooms qualify as separate housing units if they meet both the following:

1. Separateness - a portion of the building must have facilities for sleeping and preparing/taking meals.

The occupants must be isolated from other persons in the building by means of walls or permanent partitions;

2. Direct Access - the occupants must enter the portion of the building directly from the outside of the building through a common hall, i.e., the occupants must enter the portion of the building without passing through anybody else premises.

Housing Units Listed. Not all housing units were assigned individual housing unit serial number and listed. Included in the listing are the following housing units:

1. occupied or vacant housing units in single residential houses;
2. occupied or vacant housing units in multi-unit residential buildings such as duplex, accessoria or row houses, condominium, tenement house, town house, etc.;
3. occupied or vacant barong-barong or shanties;
4. vacant housing units in residential buildings used for purposes other than residence;
5. housing units which are still under construction, but with the roofs and walls already in place;
6. occupied housing units in institutional living quarters such as hotels, motels, dormitories, seminaries, etc.;
7. occupied housing units in non-residential buildings such as offices, barns, churches, etc.;

8. vacant housing units with complete facilities for cooking, dining and sleeping in institutional living quarters and non-residential buildings;
9. occupied mobile housing units such as boats, trailers, etc.;
10. occupied improvised housing units such as culverts, abandoned trucks, caves, container vans, tents, railroad cars.

Household

A household is a social unit consisting of a person living alone or a group of persons who:

1. sleep in the same housing unit; and
2. have a common arrangement for the preparation and consumption of food.

In most cases, a household consists of persons with kinship ties like parents and their children. In some instances, several generations of familial ties are represented in one household while, still in others, even more distant relatives are members of the household.

Household helpers, boarders, and non-relatives are considered as members of the household provided they sleep in the same housing unit and have common arrangement for the preparation and consumption of food and do not usually go home to their family at least once a week.

A group of unrelated individuals, as in the cases of a group of students or workers, who decide to rent a place and make a common arrangement in the preparation and consumption of their food also constitutes one household.

Usually a household is the entire group of persons who customarily live in the same housing unit. However, there are cases when two or more distinct family groups or groups of unrelated persons maintain separate food arrangement even though they share one housing unit. Each of these two or more distinct groups constitutes a household.

A person who shares a housing unit with a household but separately cooks his meals or consumes his food elsewhere is not considered a member of the household. That person should be listed as a separate household.

Furthermore, if two groups of individuals prepare and consume their meals together but sleep in separate housing units, the two groups constitute two different households.

Household Membership

Members of the households are:

1. Those who are present and whose usual place of residence is the place where the household lives.

Usual Place of Residence is the place where the person usually resides. This may be the same or different from the place where he was found at the time of the census. As a rule, it is the place where

he usually sleeps.

2. Those whose usual place of residence is the place where the household lives but are temporarily away at the time of the census because they are:

- a. on vacation, business/pleasure trip or study/training somewhere in the Philippines and are expected to be back within six (6) months from the time of departure;

- b. on vacation, business/pleasure trip or study/training abroad and are expected to be back within a year;

- c. working or attending school in some other place but comes home at least once a week;

- d. confined in hospital for a period of not more than six (6) months at the time of enumeration except when they are confined as inmates of such institutions as:

- tuberculosis pavilions
- mental hospitals
- leprosaria or leper colonies
- drug rehabilitation centers;

- e. detained in national/provincial/city/municipal jails or in military for a period of not more than (6) months at the time of enumeration except when their sentence or detention is expected to exceed 6 months;

- f. on training for not more than 6 months with the Armed Forces of the Philippines;

- g. on board coastal, inter-island or fishing vessels within Philippine territories; and
 - h. on board ocean-going vessels, if they are expected to be away for not more than 5 years.
3. Boarders/lodgers of the household or employees of household-operated business who do not usually go to their respective homes weekly.
 4. Citizens of foreign countries, excluding members of diplomatic missions and non-members of international organizations, but including Filipino Balikbayans who have resided or are expected to reside in the Philippines for more than a year from their arrival.
 5. Persons temporarily staying with a household who have no usual place of residence or who are not certain to be enumerated elsewhere.

Urban and Rural Areas

The same concepts used in the 1970, 1975 and 1980 censuses were followed in classifying areas as urban. According to these concepts, urbanized areas consist of:

1. In their entirety all cities and municipalities having a population density of at least 1,000 persons per square kilometer.
2. Poblaciones or central districts of municipalities and cities which have a population density of at least 500 persons

per square kilometer.

3. Poblaciones or central districts (not included in 1 and 2), regardless of the population size which have the following:
 - a. Street pattern, i.e., network of streets in either parallel or right-angle orientation;
 - b. At least six establishments (commercial, recreational and/or personal services); and
 - c. At least three of the following:
 - i. A town hall, church or chapel with religious services at least once a month;
 - ii. A public plaza, park or cemetery;
 - iii. A market place or building where trading activities are carried on at least once a week;
 - iv. A public building like a school, hospital, puericulture and health center or library.
4. Barangays having at least 1,000 inhabitants which meet the conditions set forth in 3 above, and where the occupation of the inhabitants is predominantly non-farming or non-fishing.

All areas not falling under any of the above classifications are considered rural.

HOUSING CHARACTERISTICS

Type of Building/House

1. Single house - an independent structure intended for one household, separated by open space or walls from all other structures. It includes the nipa huts, or small houses built more or less as permanent housing unit and the "barong-barong" made of salvaged materials.
2. Duplex - a structure intended for two households, with complete living facilities for each. It is divided either vertically or horizontally into two separate housing units which are usually identical.
3. Multi-unit residential (3 units or more) - this is intended for residential use only, usually consisting of 3 or more housing units. This type of houses may consist of one or more storeys in a row of three or more housing units, separated from each other by walls extending from ground to the roof or a building having floors to accommodate three or more housing units.

Examples:

- a. Apartment Building - a structure usually of several storeys, with three or more independent entrances from internal halls or courts. An apartment has one common entrance from the outside.
- b. Accessoria - a one floor or two-floor structure divided into three or more housing units, each housing unit having its own separate entrance from the outside. Another name for

accessoria is row house.

- c. Residential Condominium - a high-rise building where the housing units are owned individually but the land, other spaces, and facilities are owned in common.
4. Commercial/Industrial/Agricultural buildings like office, factory, rice mill, barn, etc. - they are not intended mainly for human habitation but used as living quarters of households at the time of the census.

A commercial building is a building built for transacting business or for rendering professional services, such as store, office, warehouse, etc.

An industrial building is built for processing, assembling, fabricating, furnishing, manufacturing or packaging operations such as a factory or a plant.

An agricultural building is any structure constructed for agricultural purposes such as barn, stable, poultry house, granary, etc.

5. Institutional living quarters - intended mainly as living quarters of institutional population but households therein were enumerated during the census.

Included in this category are the following:

- a. permanent structures which provide lodging and/or meals for a fee such hotel, boarding house, dormitory.
- b. buildings intended for persons

confined to receive medical, charitable or other care/treatment such as hospitals and orphanages, for persons detained such as jails and penal colonies, and other buildings like convents, school dormitories, etc.

c. camps which are defined sets of premises intended for the temporary accommodation of persons with common activities or interests like military camps, and other camps established as housing areas for workers in mining, agriculture, public works or other enterprises.

6. Other housing units include natural shelters, boats or other living quarters which are not intended for human habitation nor located in permanent buildings, nevertheless, these are being used as living quarters at the time of the census. Caves, old railroad cars, other natural shelters and mobile housing units such as trailers, barges, cars, boats, etc., fall within this category.

Construction Materials of the Roof

The kind of materials used are as follows:

1. Galvanized Iron/Aluminum
2. Tile/Concrete/Clay Tile
3. Half Galvanized Iron and Half Concrete
4. Wood
5. Cogon/Nipa/Anahaw
6. Asbestos
7. Makeshift/Salvaged/Improvised Materials
8. Others

Construction Materials of the Outer Walls

The kind of materials used are as follows:

1. Concrete/Brick/Stone
2. Wood
3. Half Concrete/Brick/Stone and Half Wood
4. Galvanized Iron/Aluminum
5. Bamboo/Sawali/Cogon/Nipa
6. Asbestos
7. Glass
8. Makeshift/Salvaged/Improvised Materials
9. Others
10. No Walls

Condition of Building (State of Repair)

The current condition of the building/house may be any of the following:

1. Needs no repair/needs minor repair - This building is usually new or has a good building maintenance i.e., no deterioration is apparent from the outside.
2. Needs major repair - The building cannot fully protect the occupants from the elements (rain, wind, temperature, etc.). It may have cracks in the interior walls, leaking roofs, holes on the floors, broken windows, etc. which can only be mended by major repair.
3. Dilapidated/condemned - This building is beyond repair. Dilapidated parts are found on pillars, roofs and outer walls needing renovation. Condemned buildings wherein sub-standard materials/procedures were used in the construction, or which are structurally defective are also included here.

4. Under renovation/being repaired - This building was fully constructed and finished but being repaired at the time of the census for some deterioration or damage. Also included are buildings being renovated to make additional structures or to modify/repair existing structures.

5. Under construction - Construction work was started but not yet completed and still going on.

Construction means all on-site work, from site preparation, excavation, foundation, assembly of all components and installation of utilities and equipment of buildings/structures.

6. Unfinished construction - This is a partly constructed building but at the time of visit construction was temporarily or permanently stopped. No construction activity was going on for quite sometime.

Year Building/House was Built

The year the building was built refers to the year when construction was completed and ready for occupancy and not when construction began. Generally, building constructions are finished within the same year, although there are cases when the period of construction extends to several years. Report the year when the building was finished. If the building is not yet finished but there are already occupants, report the year when it was first occupied.

Floor Area of the Housing Unit

Floor area refers to the space enclosed by the exterior walls of the housing unit. In

case of several floors, the area of each floor in square meters are added together to get the total floor area of the housing unit.

Tenure Status of the Housing Unit

The housing unit may be:

1. Owned/Being Amortized - The household is the owner and has legal possession of the housing unit, or the household claims to own it. Includes also housing units which are being amortized or on mortgage.
2. Rented - The occupant actually pays rent either in cash or in kind.
3. Being occupied for free with consent of owner - The household occupies the housing unit with owner's permission and without paying any rent in cash or in kind to the owner, tenant/lessee or subtenant/sublessee.

These are usually the households of farm tenants or lessees who occupy rent-free houses belonging to the owner of the land they farm; also those employees given free housing as part of fringe benefits but must vacate the housing unit upon separation from work.

4. Being occupied for free without consent of owner - The household occupies the housing unit without the consent or knowledge of the owner. Examples are squatters who occupy public and private buildings.

Tenure Status of the Lot

The question on tenure status of the lot was asked only if the household owns the housing unit. The status of the lot are as follows:

1. Owned/Being Amortized - Ownership of land in rural areas includes mere occupancy of any public land. This also includes house owners paying the land on installment basis or holders of certificates of land title under the Land Reform Program or house/lot awardees of housing loans from PAG-IBIG, SSS, GSIS or commercial banks.
2. Rented - A fixed amount is paid by the occupant in cash or in kind.
3. Occupied for free with consent of owner - The household occupies the lot with the permission of the owner and without paying any rent in cash or in kind to the owner, tenant/lessee or subtenant/sublessee.
4. Occupied for free without consent of owner - The household occupies the lot without the consent or knowledge of the owner.

Mode of Acquisition of Housing Unit

A housing unit may be acquired on the following terms:

1. Purchased
2. Constructed by the owner/occupant with or without help of friends/relatives.
3. Constructed by hired/skilled worker - The

owner took charge of purchasing construction materials and directly supervising the construction of the housing unit.

4. Constructed by organized contractor. The owner entered into a contract with a general contractor for the latter to supply either labor only or both labor and materials.
5. Inherited
6. Others (lottery, gift, etc.)

Sources of Financing

The different sources of financing are:

1. Own resources/interest-free loans from relatives/friends
2. Government assistance: PAG-IBIG, GSIS, DBP, etc.
3. Private banks/foundations/cooperatives
4. Employer assistance
5. Private persons
6. Others

Monthly Rental of Housing Unit and/or Lot

The total monthly rental of the housing unit excludes rental for furnishings and payment for electricity and water.

PHILIPPINES

1990

LUZON STRAIT

Babuyan Is.

Hecho Norte, Kalayaan, Cagayan, Abra

Ilocos Sur, Mt. Province, Ilocos Norte, La Union, Benguet

Pangasinan, Nueva Ecija, Aurora, Tarlac

Zambales, Pampanga, Bataan, Negros Occidental

Capiz, Iloilo, Negros Occidental

Marikina, Quezon, Marikina, Camarines Norte, Camarines Sur

Occidental Mindoro, SIBUYAN SEA, Oriental Mindoro, Romblon

Palawan, Negros Occidental, Negros Occidental

Palawan, Negros Occidental, Negros Occidental

Palawan, Negros Occidental, Negros Occidental

Palawan, Negros Occidental, Negros Occidental

Palawan, Negros Occidental, Negros Occidental

Palawan, Negros Occidental, Negros Occidental

Palawan, Negros Occidental, Negros Occidental

Palawan, Negros Occidental, Negros Occidental

Palawan, Negros Occidental, Negros Occidental

Palawan, Negros Occidental, Negros Occidental

Palawan, Negros Occidental, Negros Occidental

Palawan, Negros Occidental, Negros Occidental

Palawan, Negros Occidental, Negros Occidental

P A C I F I C O C E A N

L U Z O N S E A

P A R I P A R I N E S E A

S U L U S E A

BOHOL SEA

MINDANAO SEA

MINDANAO SEA

MINDANAO SEA

MINDANAO SEA

MINDANAO SEA

MINDANAO SEA

MINDANAO SEA

MINDANAO SEA

MINDANAO SEA

MINDANAO SEA

MINDANAO SEA

C E L E B E S S E A

Negros Occidental



C H I N A S E A

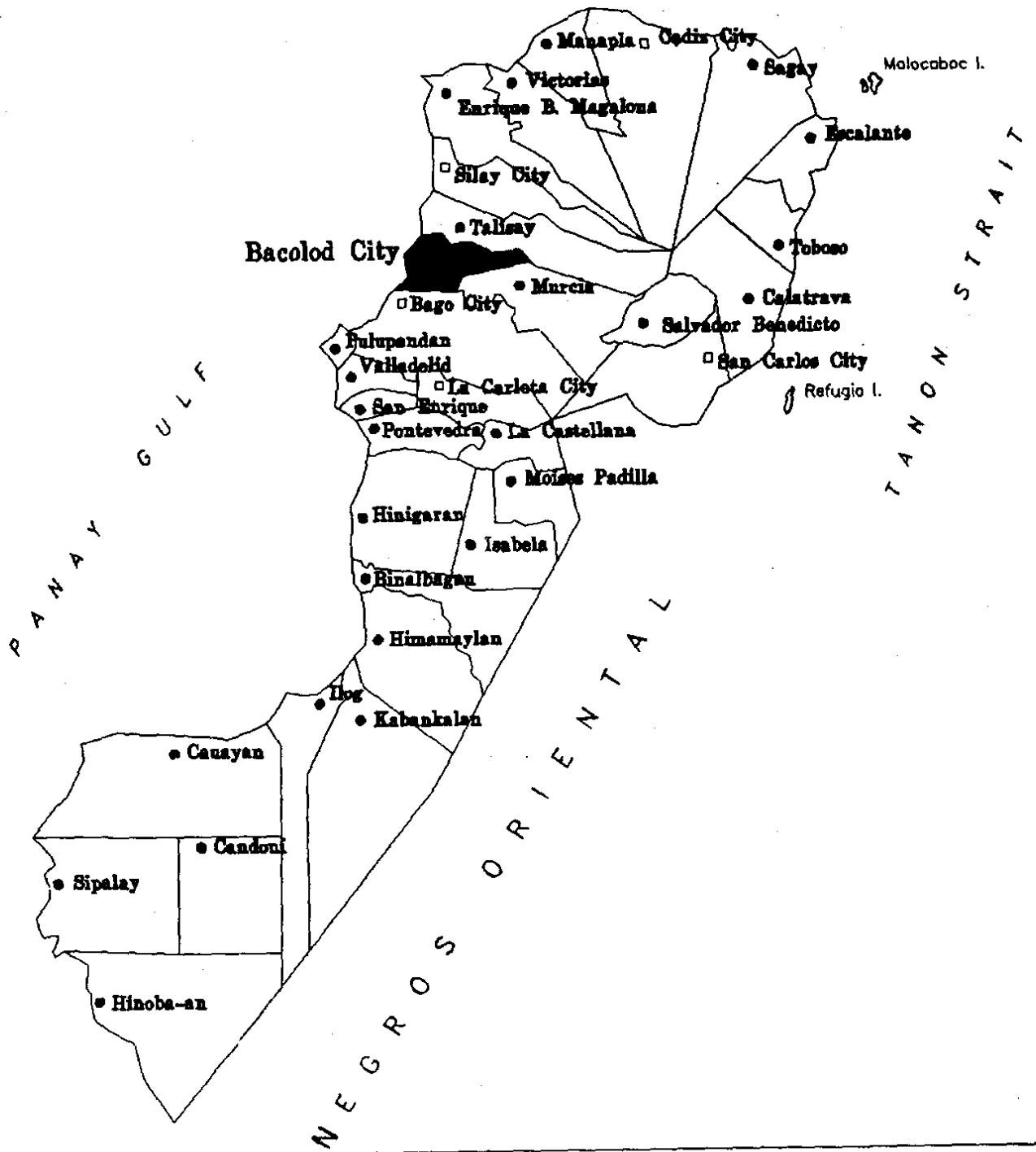
Kalayaan Is.

Palawan

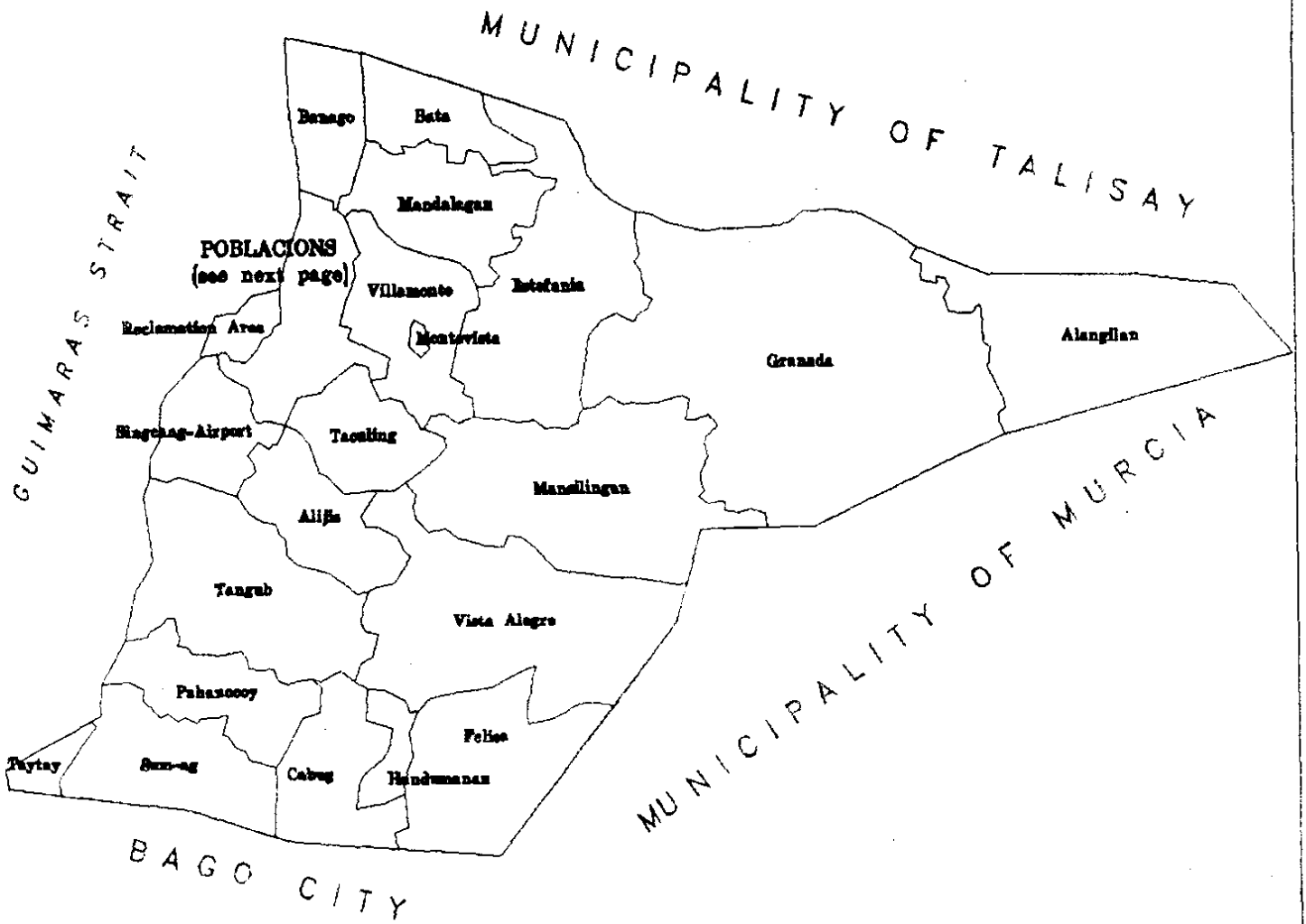
Tawi-Tawi

C E L E B E S S E A

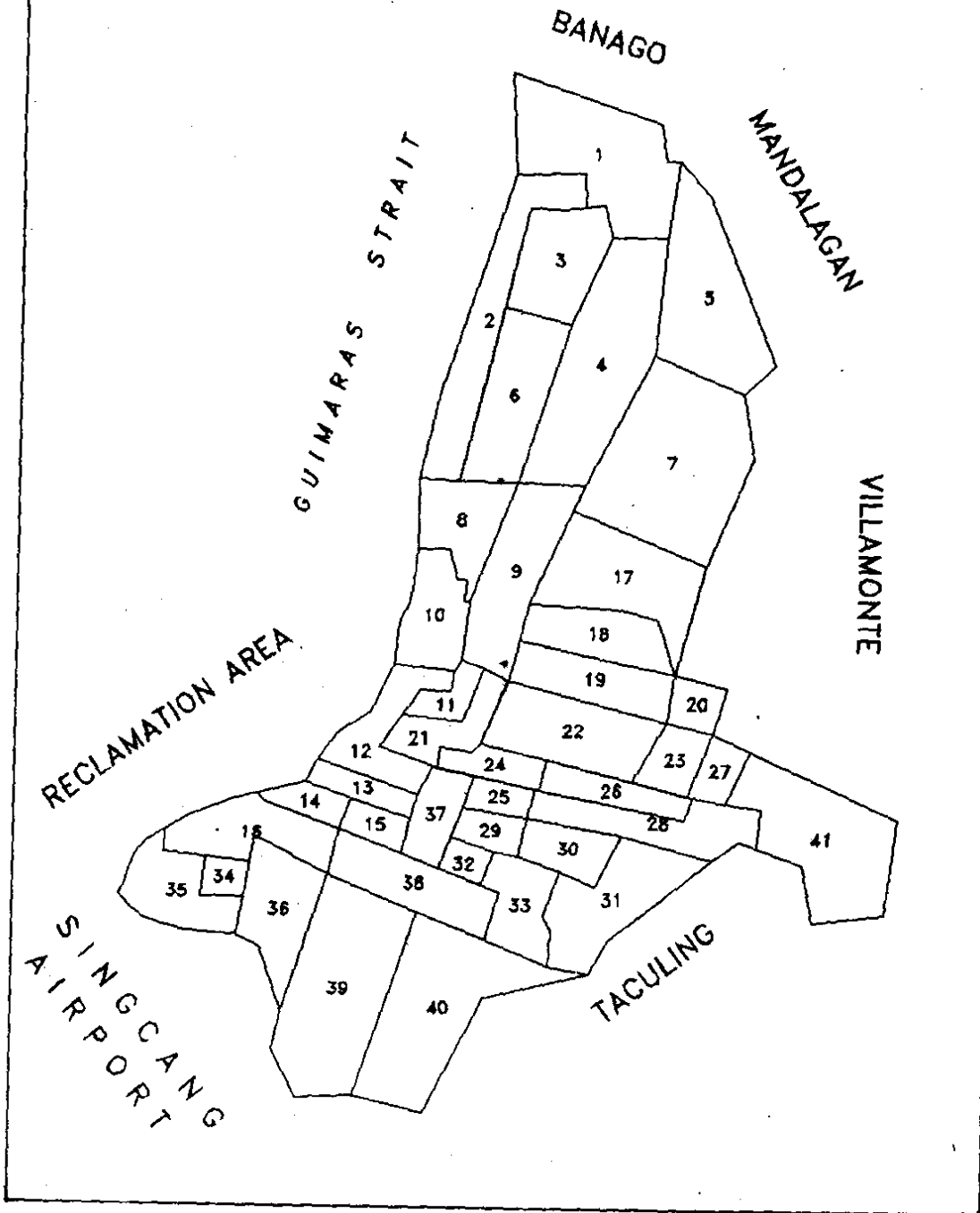
MAP OF NEGROS OCCIDENTAL



MAP OF BACOLOD CITY



MAP OF BACOLOD CITY (Poblacions)



HIGHLIGHTS

- **Bacolod City has a total of 61,528 occupied housing units in 1990 for 66,424 households giving a ratio of 1,080 households per housing unit.**
- **A great majority of the housing units were built of strong materials both for roofing (64.4 percent) and for outer walls (71.8 percent). Thus, the proportion of housing units that do not need repair, or if at all a minor one only, is comparatively high at 68.1 percent.**
- **More than two-fifths of the housing units are of recent construction, that is, built after 1980.**
- **Census results also show that slightly more than one-half of the housing units (56.8 percent) in Bacolod City are with limited floor area of less than 30 square meters. About 23.1 percent measure 30-69 square meters, while 20.1 percent are spacious units (70 square meters and over).**
- **Of the 66,424 households in the city, 75.0 percent own their housing units, 37.6 percent of which also own the lot where the unit is erected.**
- **Among those who own their housing units, 89.4 percent constructed their houses from own resources; 6.7 percent with funds from government financing schemes; and 1.3 percent through private persons or banks.**

BACOLOD CITY

Table 1. Housing Units, Occupied and Vacant, by Barangay: 1990

Barangay	Total Housing Units	Occupied	Vacant
BACOLOD CITY	63,378	61,528	1,850
Alangilan	737	737	-
Alijis	1,422	1,160	262
Banago	3,745	3,686	59
Barangay 1 (Pob.)	1,073	1,073	-
Barangay 2 (Pob.)	594	581	13
Barangay 3 (Pob.)	628	628	-
Barangay 4 (Pob.)	478	471	7
Barangay 5 (Pob.)	150	138	12
Barangay 6 (Pob.)	811	809	2
Barangay 7 (Pob.)	741	732	9
Barangay 8 (Pob.)	973	966	7
Barangay 9 (Pob.)	405	397	8
Barangay 10 (Pob.)	387	382	5
Barangay 11 (Pob.)	131	127	4
Barangay 12 (Pob.)	311	303	8
Barangay 13 (Pob.)	147	147	-
Barangay 14 (Pob.)	386	383	3
Barangay 15 (Pob.)	145	140	5
Barangay 16 (Pob.)	524	520	4
Barangay 17 (Pob.)	663	653	10
Barangay 18 (Pob.)	270	269	1
Barangay 19 (Pob.)	218	216	2
Barangay 20 (Pob.)	266	264	2
Barangay 21 (Pob.)	86	84	2
Barangay 22 (Pob.)	276	275	1
Barangay 23 (Pob.)	365	357	8
Barangay 24 (Pob.)	69	68	1
Barangay 25 (Pob.)	135	133	2
Barangay 26 (Pob.)	433	427	6
Barangay 27 (Pob.)	500	488	12
Barangay 28 (Pob.)	402	400	2
Barangay 29 (Pob.)	318	315	3
Barangay 30 (Pob.)	714	705	9
Barangay 31 (Pob.)	341	335	6
Barangay 32 (Pob.)	348	341	7
Barangay 33 (Pob.)	290	285	5
Barangay 34 (Pob.)	229	226	3
Barangay 35 (Pob.)	746	737	9
Barangay 36 (Pob.)	378	370	8
Barangay 37 (Pob.)	147	147	-
Barangay 38 (Pob.)	314	314	-
Barangay 39 (Pob.)	393	381	12
Barangay 40 (Pob.)	694	673	21
Barangay 41 (Pob.)	247	244	3
Bata	3,263	3,162	101
Cabug	432	400	32
Estefania	2,131	2,091	40
Felisa	354	329	25
Granada	2,276	2,212	64
Handumanan	1,122	1,023	99
Mandalagan	2,446	2,337	109
Mansilingan	4,209	4,054	155
Montevista	274	269	5
Pahanocoy	1,061	1,038	23
Punta Taytay	853	838	15
Reclamation Area	872	865	7
Singcang-Airport	4,838	4,764	74
Sum-ag	1,972	1,899	73
Taculing	4,848	4,687	161
Tengub	3,233	3,111	122
Williamonte	6,010	5,815	195
Vista Alegre	554	547	7

1990 CENSUS OF POPULATION AND HOUSING

Table 2. Occupied Housing Units, Households and Household Population by Type of Building: 1990

Type of Building	Occupied Housing Units	Households	Household Population	R A T I O	
				Households to Occupied Housing Units	Household Population to Occupied Housing Units
BACOLOD CITY					
Total	61,528	66,424	362,825	1.080	5.897
Single House	56,654	60,587	333,782	1.069	5.892
Duplex	1,805	2,095	11,023	1.161	6.107
Multi-unit Residential	2,137	2,745	12,944	1.285	6.057
Commercial/Industrial/Agricultural	879	935	4,780	1.064	5.438
Institutional Living Quarters	18	26	122	1.444	6.778
Other Housing Unit	27	28	135	1.037	5.000
Not Reported	8	8	39	1.000	4.875

Table 3. Occupied Housing Units by Construction Materials of the Roof and Outer Walls: 1990

Construction Materials of the Outer Walls	Total Occupied Housing Units	C O N S T R U C T I O N M A T E R I A L S O F T H E R O O F							
		Galva- nized Iron/ Aluminum	Tile/ Concrete/ Clay Tile	Half Gal- vanized Iron and Half Concrete	Wood	Cogon/ Nipa/ Anahaw	Makeshift/ Salvaged/ Impro- vised	Asbestos/ Others	Not Reported
BACOLOD CITY									
Total	61,528	35,973	680	1,770	1,197	20,597	807	487	17
Concrete/Brick/Stone	13,026	12,446	213	54	14	124	5	170	-
Wood	22,154	13,982	240	276	965	6,414	59	218	-
Half Concrete/Brick/Stone & Half Wood	8,531	6,569	137	1,204	40	543	8	30	-
Galvanized Iron/Aluminum	445	257	6	91	37	50	3	1	-
Bamboo/Sawali/Cogon/Nipa	14,546	1,900	78	127	118	12,204	76	43	-
Makeshift/Salvaged/Improvised	2,476	630	-	16	19	1,144	637	13	17
Asbestos/Glass/Others	322	166	5	2	3	115	19	12	-
No Walls/Not Reported	28	23	1	-	1	3	-	-	-

BACOLOD CITY

Table 4. Occupied Housing Units by Condition (State of Repair) of the Building and Year Built: 1990

Year Built	Total Occupied Housing Units	CONDITION (STATE OF REPAIR) OF THE BUILDING						
		Needs No Repair/Needs Minor Repair	Needs Major Repair	Dilapidated/Condemned	Under Renovation/Being Repaired	Under Construction	Unfinished Construction	Not Reported
BACOLOD CITY								
Total	61,528	41,927	16,157	978	903	577	986	-
1986-1990	14,473	9,862	3,109	226	241	384	651	-
1981-1985	12,708	8,984	3,157	182	135	92	158	-
1971-1980	17,192	11,860	4,567	259	313	70	123	-
1961-1970	8,787	5,862	2,585	175	125	12	28	-
1951-1960	3,291	1,990	1,162	71	45	6	17	-
1950 or earlier	2,939	1,944	923	34	28	8	2	-
Not applicable	68	44	23	-	-	1	-	-
Don't know/Not reported	2,070	1,381	631	31	16	4	7	-

Table 5: Occupied Housing Units by Type of Building and Number of Households in Each Housing Unit: 1990

Number of Households In Each Housing Unit	Total Occupied Housing Units	TYPE OF BUILDING						
		Single House	Duplex	Multi-unit Residential (3 Units or more)	Commercial/Industrial/Agricultural	Institutional Living Quarters	Other Housing Unit	Not Reported
BACOLOD CITY								
Total	61,528	56,654	1,805	2,137	879	18	27	8
One Household	58,239	53,898	1,586	1,864	843	14	26	8
Two Households	2,330	2,009	168	127	23	2	1	-
Three Households	609	498	39	64	8	-	-	-
Four Households	206	149	8	44	3	2	-	-
Five Households	77	59	1	15	2	-	-	-
Six Households or More	67	41	3	23	-	-	-	-
Mean Number of Households	1.080	1.069	1.161	1.285	1.064	1.444	1.037	1.000

1990 CENSUS OF POPULATION AND HOUSING

Table 6. Occupied Housing Units by Floor Area and Number of Occupants in Each Housing Unit: 1990

Number of Occupants in Each Housing Unit	Total Occupied Housing Units	FLOOR AREA OF THE HOUSING UNIT (in sq. meters)								Not Reported
		Less Than 10	10-19	20-29	30-49	50-69	70-89	90-119	120 and Over	
BACOLOD CITY										
Total	61,528	9,836	14,422	10,683	9,271	4,918	3,095	2,438	6,864	1
One Occupant	1,331	505	287	146	121	67	48	30	127	-
Two Occupants	3,554	941	900	537	407	221	123	118	306	1
Three Occupants	6,532	1,439	1,716	1,033	846	463	241	240	554	-
Four Occupants	9,132	1,709	2,348	1,587	1,311	695	447	311	724	-
Five Occupants	10,211	1,621	2,458	1,867	1,578	837	508	403	939	-
Six Occupants	9,246	1,310	2,206	1,664	1,504	787	494	359	922	-
Seven Occupants	7,426	938	1,696	1,386	1,186	644	410	315	851	-
Eight Occupants	5,624	664	1,212	990	905	470	320	250	813	-
Nine Occupants	2,859	291	616	515	500	238	163	115	421	-
Ten Occupants or More	5,613	418	983	958	913	496	341	297	1,207	-
Mean Number of Occupants	5.897	4.987	5.605	5.965	6.143	6.105	6.304	6.306	6.899	2.000

Table 7. Households by Type of Building and Tenure Status of the Housing Unit: 1990

Tenure Status of the Housing Unit	Total Households	TYPE OF BUILDING						Not Reported
		Single House	Duplex	Multi-unit Residential (3 Units or more)	Commercial/ Industrial/ Agricultural	Institu- tional Living Quarters	Other Housing Unit	
BACOLOD CITY								
Total	66,424	60,587	2,095	2,745	935	26	28	8
Owned/Being Amortized	49,760	47,387	1,182	749	422	6	12	2
Rented	8,790	6,282	615	1,528	348	13	2	2
Being Occupied for Free With Consent of Owner	7,470	6,548	291	447	163	7	11	3
Being Occupied for Free Without Consent of Owner	404	370	7	21	2	-	3	1

BACOLOD CITY

Table 8. Owner-Households in Occupied Housing Units by Tenure Status of Lot: 1990

Tenure Status of Lot	Number of Owner-Households in Occupied Housing Units
BACOLOD CITY	
Total	49,760
Owned/Being Amortized	18,687
Rented	5,057
Being Occupied for Free With Consent of Owner	19,228
Being Occupied for Free Without Consent of Owner	6,788

Table 9. Percentage Distribution of Owner-Households in Occupied Housing Units by Mode of Acquisition of the Housing Unit: 1990
(Figures are estimates based on a 10% sample)

Mode of Acquisition of the Housing Unit	Percent Distribution of Owner-Households in Occupied Housing Units
BACOLOD CITY	
Total	49,760
Purchased	27.3
Constructed by the Owner/Occupants With or Without Help of Friends/Relatives	59.1
Constructed by Hired/Skilled Workers	9.3
Constructed by an Organized Contractor	1.4
Inherited	2.0
Others (Lottery, gift, etc.)	.7
Not Reported	-

1990 CENSUS OF POPULATION AND HOUSING

Table 10. Percentage Distribution of Owner-Households Who Had Purchased/Constructed Their Housing Units by Reported Sources of Financing: 1990
(Figures are estimates based on a 10% sample)

Reported Sources of Financing	Percent Distribution of Owner-Households Who Purchased/Constructed Their Housing Unit
BACOLOD CITY	
Total	48,363
Own Resources/Interest-Free Loans From Relatives/Friends	89.4
Government Assistance: PAG-IBIG, GSIS, SSS, DBP etc.	6.7
Private Banks/Foundations/Cooperatives	.4
Employer Assistance	2.0
Private Persons	.9
Other Sources	.2
Not Reported	.4

Table 11. Percentage Distribution of Renter-Households in Occupied Housing Units by Monthly Rental of Housing Units: 1990
(Figures are estimates based on a 10% sample)

Monthly Rental of Housing Unit (in Pesos)	Percent Distribution of Renter-Households in Occupied Housing Unit
BACOLOD CITY	
Total	8,790
Below 50	3.6
50 - 99	7.2
100 - 149	14.9
150 - 199	10.9
200 - 299	14.1
300 - 499	15.3
500 - 699	10.4
700 - 999	8.8
1,000 and Over	14.8
Not Reported	.1

BACOLOD CITY

Table 12. Characteristics of Housing Units which are Vacant, Occasionally Used and Occupied by Households Not Eligible for Enumeration: 1990

Characteristics of Housing Unit	Vacant	Occasio- nally Used	Used by Households Not Eligible for Enumeration
BACOLOD CITY			
Total	1,850	109	-
Type of Building			
Single House	1,435	72	-
Duplex	204	5	-
Multi-unit Residential	60	24	-
Commercial/Industrial/Agricultural	147	8	-
Institutional Living Quarters	2	-	-
Other Housing Unit	2	-	-
Not Reported	-	-	-
Construction Materials of the Roof			
Galvanized Iron/Aluminum	1,264	74	-
Tile/Concrete/Clay Tile	12	5	-
Half G.I. and Half Concrete	44	1	-
Wood	31	2	-
Cogon/Nipa/Anshaw	488	26	-
Makeshift/Salvaged/Improvised	6	-	-
Asbestos/Others	5	1	-
Not Reported	-	-	-
Construction Materials of the Outer Walls			
Concrete/Brick/Stone	783	32	-
Wood	452	28	-
Half Concrete/Brick/Stone & Half Wood	180	19	-
Galvanized Iron/Aluminum	6	2	-
Bamboo/Sawali/Cogon/Nipa	382	27	-
Makeshift/Salvaged/Improvised	21	1	-
Asbestos/Glass/Others	2	-	-
No Walls/Not Reported	24	-	-
Year Built			
1986-1990	737	22	-
1981-1985	298	19	-
1971-1980	277	35	-
1961-1970	143	11	-
1951-1960	36	8	-
1950 or Earlier	19	5	-
Not Applicable	83	1	-
Don't Know/Not Reported	257	8	-
Condition (State of Repair)			
Needs No Repair/Needs Minor Repair	1,333	91	-
Needs Major Repair	318	16	-
Dilapidated/Condemned	52	-	-
Under Renovation/Being Repaired	38	1	-
Under Construction	82	1	-
Unfinished Construction	27	-	-
Not Reported	-	-	-
Floor Area of the Housing Unit			
less than 10 square meters	359	12	-
10-19 square meters	620	36	-
20-29 square meters	231	18	-
30-49 square meters	183	20	-
50-69 square meters	133	3	-
70-89 square meters	52	4	-
90-119 square meters	38	3	-
120 square meters and over	234	13	-
Not Reported	-	-	-

APPENDICES

APPENDIX A

BATAS PAMBANSA BLG.72

AN ACT PROVIDING FOR THE TAKING OF AN INTEGRATED CENSUS EVERY TEN YEARS BEGINNING IN THE YEAR NINETEEN HUNDRED AND EIGHTY, AND FOR OTHER PURPOSES.

Be it enacted by the Batasang Pambansa in session assembled:

SECTION 1. A national census of population and other related data shall be taken every decade beginning in 1980, in accordance with plans prepared by the National Census and Statistics Office, without prejudice to the undertaking of special censuses on agriculture, industry, commerce, housing and other sectors as may be approved by the National Economic and Development Authority.

SECTION 2. There is hereby created the National Census Coordinating Board to be composed of the Minister of Economic Planning, as Chairman, the Minister of Human Settlements, the Minister of the Budget, the Minister of the Justice, the Minister of National Defense, the Minister of Labor, the Minister of Finance, the Minister of Education and Culture, the Minister of Public Works, the Minister of Transportation and Communications, the Minister of Public Highways, the Minister of Agriculture, the Minister of Natural Resources, the Minister of Public Information, and the Minister of Local Government and Community Development, as members, with the Executive Director of the National Census and Statistics Office as Executive Officer of the Board.

The censuses shall be under the supervision and coordination of the National Census Coordinating Board which shall issue such rules and regulations as may be necessary for the successful undertaking and completion of the censuses provided in this Act.

SECTION 3. There shall be established a provincial, city and municipal census board in each province, city and municipality, as the case may be, which shall provide such facilities and assistance as may be required by the National Census Coordinating Board. The boards shall be under the supervision and control of the National Census Coordinating Board.

SECTION 4. The Provincial Census Board shall be composed of the Provincial Governor, as Chairman, and the Division Superintendent of Schools, or in the case of provinces with more than one school division, the Division Superintendent designated by the National Census Coordinating Board, as Vice Chairman, the District Highway Engineer, or in the case of provinces which have two or more highway engineering districts, the one that may be designated by the National Census Coordinating Board, the Provincial Commander of the Philippine Constabulary, the Provincial Development

APPENDIX A

Officer, the Provincial Assessor, and the Provincial Agriculturist, as members, with the Provincial Census Officer as the Executive Officer.

The City Census Board shall be composed of the City Mayor, as Chairman, and the City Superintendent of Schools, as Vice Chairman, the City Engineer, the City Development Officer, and the City Assessor, as members, with the City Census Officer as the Executive Officer.

The Municipal Census Board shall be composed of the Municipal Mayor, as Chairman, and the District Supervisor, the Municipal Agriculturist, the Station Commander, the Municipal Treasurer, and the Municipal Development Officer, as members, with the Municipal Census Officer/Census Supervisor as the Executive Officer.

SECTION 5. The National Census Coordinating Board and the local census boards may call upon any ministry, bureau, office, agency or instrumentality of the Government for any assistance in the performance of their duties.

SECTION 6. The first day of May of every regular census year is hereby designated as the reference date for the census. The collection of data will be by enumeration and the respondent shall be the head or any responsible member of the household.

SECTION 7. Public school teachers shall be employed for enumeration work and for such service shall be paid an honorarium as may be determined by the National Census Coordinating Board but in no case not less than two hundred-fifty pesos and shall receive service credits equivalent to the number of days rendered in census work. Other government employees whose services are engaged for census work shall be entitled to such allowances as shall be prescribed by the National Census Coordinating Board payable from census funds. The census herein taken at the barangay level shall be certified to by the corresponding barangay captain.

SECTION 8. Before the end of the year 1980 and of every census year thereafter, a count of the population by province, city, municipality and barangay shall be published by the National Census and Statistics Office. The final population count as determined from the processed census returns shall be considered official for all purposes upon proclamation by the President (Prime Minister).

SECTION 9. Data gathered pursuant to this Act shall not be used as evidence in any court or public office for or against any person, except in a criminal case for violation of Section 10 of this Act, nor shall such data be divulged to any person except to authorized employees of the National Census and Statistics Office, acting in the performance of

APPENDIX A

their duties; nor shall such data be published except in the form of summaries or statistical tables in which no reference to an individual shall appear. Any person violating any provision of this Section shall be punished by a fine of not more than five hundred pesos or by imprisonment of not more than six months, or both.

SECTION 10. Any respondent as provided for in Section 6 who unjustifiably refuses to furnish the information called for in the census questionnaire, or knowingly certifies or gives data or information which shall prove to be materially untrue in any particular, shall be guilty of an offense under this Act and shall, upon conviction, be punished by a fine of not more than five hundred pesos or by imprisonment of not more than three months, or both.

SECTION 11. The amount necessary for the holding of censuses shall be charged to the appropriations available for the purpose in the corresponding Appropriations Acts.

SECTION 12. This Act shall take effect upon its approval.

Approved, June 11, 1980

(SGD.) FERDINAND E. MARCOS

APPENDIX B

LIST OF UNPUBLISHED TABLES - HOUSING

- Table U1. Occupants by Type of Building, Fuel Used for Lighting, and City/Municipality, Urban-Rural: 1990
- Table U2. Occupants by Type of Building, Main Source of Drinking Water and City/Municipality, Urban-Rural: 1990
- Table U3. Occupants by Type of Building, Kind of Toilet Facility Used and City/Municipality, Urban-Rural: 1990
- Table U4. Households by Type of Building, Fuel Used for Lighting and City/Municipality, Urban-Rural: 1990
- Table U5. Households by Type of Building, Main Source of Drinking Water and City/Municipality, Urban-Rural: 1990
- Table U6. Households by Type of Building, Kind of Toilet Facility Used and City/Municipality, Urban-Rural: 1990
- Table U7. Households by Year Built of Building, Construction Materials of the Roof and Outer Walls and City/Municipality, Urban-Rural: 1990
- Table U8. Households by Ownership of Land and City/Municipality, Urban-Rural: 1990

APPENDIX C

LIST OF TABLES IN CPH REPORT NO. 3 - SOCIO-ECONOMIC AND DEMOGRAPHIC CHARACTERISTICS

Table

- 1 Population Enumerated in Various Censuses, 1903-1990
- 2 Household Population by Single-Year Age Classification and Sex, Urban-Rural: 1990
- 3 Household Population by Age Group, Sex and City/Municipality, Urban-Rural: 1990
- 4 Household Population 10 Years Old and Over by Age Group, Sex, Marital Status and City/Municipality: 1990
- 5 Household Population by Religious Affiliation, Sex and City/Municipality: 1990
- 6 Household Population by Sex and Citizenship: 1990
- 7 Disabled Persons by Age Group, Sex and Type of Disability: 1990
- 8 Literacy of the Household Population 10 Years Old and Over by Age Group, Sex and City/Municipality: 1990
- 9 Household Population 7 Years Old and Over by Highest Educational Attainment, Age Group and by City/Municipality: 1990
- 10 Household Population by Mother Tongue, Sex and City/ Municipality: 1990
- 11 Language or Dialect Generally Spoken in the Households: 1990
- 12 Household Population 5 Years Old and Over by Present Residence, Sex, Place of Residence 5 Years Ago and City/ Municipality: 1990
- 13 Household Population by Relationship to Household Head and Household Size: 1990
- 14 Number of Households by Age Group and Sex of Household Head, Household Size and City/Municipality: 1990
- 15 Household Population 15 Years Old and Over by Occupation (Major and Minor), Urban-Rural: 1990

APPENDIX C

LIST OF TABLES IN CPH REPORT NO. 3 - SOCIO-ECONOMIC AND DEMOGRAPHIC CHARACTERISTICS (continued)

Table	
16	Household Population 15 Years Old and Over by Occupation Group (Major), and Age Group and Sex: 1990
17	Gainful Workers 15 Years Old and Over by Occupation Group (Major) and Industry Group (Major): 1990
18	Household Population 15 Years Old and Over by Employment Status, Age Group and Sex, Urban-Rural: 1990
19	Household Population 15 Years Old and Over by Employment Status, Age Group, Sex and City/Municipality: 1990
20	Employed Persons 15 Years Old and Over by Occupation Group (Major) and Industry Group (Major) in the Past Week, Urban-Rural: 1990
21	Unemployed Persons 15 Years Old and Over by Age Group, Sex and Highest Educational Attainment, Urban-Rural: 1990
22	Ever-Married Women 15 to 49 Years Old by Number of Children Ever Born and Age Group, Urban-Rural: 1990
23	Ever-Married Women 15 to 49 Years Old by Age Group and Age at First Marriage, Urban-Rural: 1990
24	Overseas Workers by Age Group and Highest Educational Attainment: 1990
25	Households by Type of Fuel Used for Lighting and City/ Municipality: 1990
26	Households by Main Source of Drinking Water and City/ Municipality: 1990
27	Households by Kind of Fuel Used for Cooking and City/ Municipality: 1990
28	Households by Kind of Toilet Facility Being Used and City/ Municipality: 1990
29	Households by Usual Manner of Garbage Disposal and City/ Municipality: 1990
30	Households by Presence of Household Conveniences and City/ Municipality: 1990

APPENDIX D

LIST OF UNPUBLISHED TABLES - POPULATION

Table

- U1 Non-Filipino Residents by Age Group and Sex: 1990
- U2 Disabled Persons by Sex, Type of Disability and City/Municipality: 1990
- U3 Household Population 7 Years Old and Over by Highest Educational Attainment, Sex and by Single-Year Age Classification: 1990
- U4 Household Population 7 Years Old and Over by Highest Educational Attainment, School Attendance During June 1989 to March 1990, Age Group, Sex, Urban - Rural: 1990
- U5 Household Population 7 Years Old and Over by School Attendance During June 1989 to March 1990, Age Group, Sex, and City/Municipality: 1990
- U6 Household Population 15 Years Old and Over with Post Secondary or College Degree by Specific Degree/Title: 1990
- U7 Household Population 5 Years Old and Over by Ability to Speak Filipino by Age Group and City/Municipality: 1990
- U8 Language/Dialect Spoken in Households by City/Municipality: 1990
- U9 Household Population 15 Years Old and Over by Place of Present Residence and By Mother's Usual Place of Residence at Person's Birth: 1990
- U10 Household Population 15 Years Old and Over by Place of Present Residence and Place of Previous Residence: 1990
- U11 Household Population by Duration of Stay in Present Residence, Sex and Municipality: 1990
- U12 Household Population 15 Years Old and Over by Sex, Occupation Group (Major), Highest Educational Attainment: 1990
- U13 Ever-Married Women 15 to 49 Years Old by Number of Children Ever Born, Age Group and City/Municipality: 1990

APPENDIX D

LIST OF UNPUBLISHED TABLES - POPULATION (continued)

Table

- U14 Ever-Married Women 15 to 49 Years Old by Age Group, Age at First Marriage and City/Municipality: 1990**
- U15 Ever-Married Women 15 to 49 Years Old by Number of Children Ever Born, Highest Educational Attainment and City/Municipality: 1990**
- U16 Ever-Married Women 15 to 49 Years Old by Number of Children Living, Age Group and City/Municipality: 1990**
- U17 Ever-Married Women 15 to 49 Years Old by Number of Children Born Alive During the Last 12 Months, Number of Children Still Living and Age Group: 1990**
- U18 Household Population 5 Years Old and Over by Present Residence, Place of School, Sex and City/Municipality: 1990**
- U19 Household Population 15 Years Old and Over by Present Residence, Place of Work, Sex and City/Municipality: 1990**

APPENDIX E

<p>CPH FORM 1 May 1, 1990</p> <p>NSCB Approval No. A0477-R191-MS</p> <p>Expires on - December 31, 1990</p>	<p>Republic of the Philippines NATIONAL STATISTICS OFFICE Manila</p> <p>1990 Census <i>of</i> Population and Housing</p> <p>LISTING BOOKLET</p>	<p>CONFIDENTIALITY:</p> <p>This census is authorized by Commonwealth Act No. 591 and B.P. Blg. 72.</p> <p>All information is held strictly CONFIDENTIAL.</p>
---	---	--

GEOGRAPHIC IDENTIFICATION

Province _____				
City/Municipality _____				
Barangay _____				
Enumeration Area No.				
Random Start				
No. of Sample Households				
Total Listing Pages Used				

PROCESSING RECORD

	ACTIVITY	DATE		SIGNATURE OF PERSON RESPONSIBLE	REMARKS
		Started	Finished		
EN	Listing and Enumeration				
TS	Receipt				
	Verification of Computation of Sheet Totals				
C	Receipt				
A	Verification of Geographic Identification				
S	Verification of Questionnaires vs. Listing				

APPENDIX E

ENUMERATOR'S DAILY ACCOMPLISHMENT AND QUESTIONNAIRE TRANSMITTAL RECORD

DATE (May)	NUMBER OF HOUSEHOLDS ENUMERATED		REMARKS	NO. OF QUESTIONNAIRES						TS SIGNATURE AND REMARKS
	Daily	Cumulative Total		SUBMITTED TO TEAM SUPERVISOR			RETURNED BY TEAM SUPERVISOR			
				FORM 2	FORM 3	FORM 4	FORM 2	FORM 3	FORM 4	
1										
2										
3										
4										
5										
6										
7										
8										
9										
10										
11										
12										
13										
14										
15										
16										
17										
18										
19										
20										

NOTES:

**CPH FORM 2
MAY 1, 1990**

Republic of the Philippines
NATIONAL STATISTICS OFFICE
Manila

CONFIDENTIALITY:

This census is authorized by Commonwealth Act No. 591 and B. P. Blg. 72.

All information is held strictly **CONFIDENTIAL**.

NSCB Approval No.
A0477-R192-MS

Expires on -
December 31, 1990

**1990 Census
of
Population and Housing**

COMMON HOUSEHOLD QUESTIONNAIRE

GEOGRAPHIC IDENTIFICATION

Booklet _____ of _____ booklets

Province _____

--	--

City/Municipality _____

--	--

Barangay _____

--	--	--

Enumeration Area No.

--	--

CB Building Serial No.

--	--	--

Building Serial No.

--	--	--

Housing Unit Serial No.

--	--	--

Household Serial No.

--	--	--

Line Number of Respondent

--	--

Name of Household Head _____

Address _____

(House No. and Street Name or Name of Sitio)

CERTIFICATION

I hereby certify that the data set forth were obtained/reviewed by me personally and in accordance with the instructions.

Signature Over Printed Name of Enumerator

Date Accomplished

Signature Over Printed Name of Team Supervisor

Date Reviewed

APPENDIX F

NAME		POPULATION						
		ALL						
LINE NUMBER	Who is the head of this household? Who are the persons usually residing here as of May 1, 1990? LIST IN THIS ORDER (FAMILY NAME FIRST) Head Spouse of the head Never-married children of head/spouse (oldest to youngest) Ever-married children of head/spouse and their families (oldest to youngest) Other relatives of head Non-relatives of head (BE SURE TO INCLUDE BABIES AND ELDERLY PERSONS AND MEMBERS OF HOUSEHOLDS TEMPORARILY AWAY ON VACATION, ON BUSINESS, IN THE HOSPITAL, ETC.) ENCIRCLE LINE NO. OF RESPONDENT	Relationship to HH Head	Age		Sex	Marital Status	Religious Affiliation	
		What is _____'s relationship to the household head? ENTER APPROPRIATE CODE LISTED BELOW.	Date of Birth	What is _____'s age as of his/her last birthday? IF AGE IS LESS THAN ONE YEAR, ENTER "00".	1 M A L E 2 F E M A L E EN-CIRCLE CODE	What is _____'s marital status? ENTER CODE 1 Single 2 Married 3 Widowed 4 Divorced/ Separated 5 Others 6 Unknown FOR PERSONS BELOW 10 YEARS OLD ENTER '1'	What is _____'s religious affiliation? ENTER APPROPRIATE CODE LISTED BELOW. IF OTHERS, SPECIFY.	
	(P1)	(P2)	(P3)	(P4)	(P5)	(P6)	(P7)	(P8)
01			01	Mo. _____ Yr. _____		1 M 2 F		
02				Mo. _____ Yr. _____		1 M 2 F		
03				Mo. _____ Yr. _____		1 M 2 F		
04				Mo. _____ Yr. _____		1 M 2 F		
05				Mo. _____ Yr. _____		1 M 2 F		
06				Mo. _____ Yr. _____		1 M 2 F		
07				Mo. _____ Yr. _____		1 M 2 F		
08				Mo. _____ Yr. _____		1 M 2 F		

ARE THERE MORE THAN 8 MEMBERS IN THIS HOUSEHOLD? 1 Yes, USE ANOTHER BOOKLET 2 No	Codes for P3, Relationship to Household Head				Codes for P8, Religious Affiliation			
	01 Head	11 Father	02 Spouse	12 Mother	00 None	01 Roman Catholic	03 Islam	04 Iglesia ni Cristo
03 Son	13 Brother	04 Daughter	14 Sister	02 Aglipay				
05 Stepson	15 Uncle	06 Stepdaughter	16 Aunt	03 Islam				
07 Son-in-law	17 Nephew	08 Daughter-in-law	18 Niece	04 Iglesia ni Cristo				
09 Grandson	19 Other Relative	10 Granddaughter	00 Non-relative	05 United Churches of Christ in the Phil. Others, specify				

APPENDIX F

CENSUS QUESTIONS

PERSONS

5 YEARS OLD AND OVER

Citizenship		Disability		Residence 5 Years Ago	Literacy	Highest Educational Attainment	LINE NUMBER
Is ___ a citizen of the Phil.?	What country is ___ a citizen of?	Does ___ have any physical or mental disability?	What type of disability does ___ have?	In what city/municipality and province did ___ reside on May 1, 1985?	Can ___ read & write a simple message in any language or dialect?	What is the highest grade/year completed by ___?	
ENCIRCLE CODE	ENTER APPROPRIATE CODE LISTED BELOW.	ENCIRCLE CODE	ENTER APPROPRIATE CODE LISTED BELOW.	7 Foreign Country 8 Same City/Municipality 9 Unknown	ENCIRCLE CODE	ENTER APPROPRIATE CODE LISTED BELOW.	
1 Yes, SKIP TO P11.	IF OTHERS, SPECIFY.	1 Yes	IF OTHERS, SPECIFY.	IF ANOTHER CITY/MUNICIPALITY, SPECIFY THE CITY/MUN. AND PROVINCE.	1 Yes	IF GRADUATE OF POST-SECONDARY OR COLLEGE COURSE, SPECIFY FIELD OF STUDY.	
2 No		2 No, SKIP TO P17.			2 No		
(P9)	(P10)	(P11)	(P12)	(P17)	(P19)	(P22)	
1 Y		1 Y			1 Y		01
2 N		2 N			2 N		
1 Y		1 Y			1 Y		02
2 N		2 N			2 N		
1 Y		1 Y			1 Y		03
2 N		2 N			2 N		
1 Y		1 Y			1 Y		04
2 N		2 N			2 N		
1 Y		1 Y			1 Y		05
2 N		2 N			2 N		
1 Y		1 Y			1 Y		06
2 N		2 N			2 N		
1 Y		1 Y			1 Y		07
2 N		2 N			2 N		
1 Y		1 Y			1 Y		08
2 N		2 N			2 N		
Codes for P10, Country of Citizenship		Codes for P12, Disability		Codes for P22, Highest Educational Attainment			
01 People's Republic of China 02 U.S.A. 03 Indonesia 04 India 05 Japan 06 Iran 07 Australia 08 United Kingdom Others, specify		1 Blindness 2 Deafness 3 Muteness 4 Deafness/Muteness 5 Speech Impairment 6 Mental Illness 7 Mental Retardation 8 Orthopedic Handicap 9 Multiple Disability 0 Others, specify		0000 No Grade Completed 0100 Pre-school ELEMENTARY HIGH SCHOOL COLLEGE 1100 Grade 1 2100 1st Year 3100 1st Year 1200 Grade 2 2200 2nd Year 3200 2nd Year 1300 Grade 3 2300 3rd Year 3300 3rd Year 1400 Grade 4 2400 4th Year 3400 4th Year 1500 Grade 5 3000 Undergraduate Post-Secondary 1600 Grade 6 or 7			

APPENDIX F

HOUSING CENSUS QUESTIONS

B1 TO B4 ARE TO BE ANSWERED BY MERE OBSERVATION. IF DOUBTFUL, ASK THE RESPONDENT.

D1 IS TO BE ASKED FROM ANY HOUSEHOLD IN THIS HOUSING UNIT.

B1 TYPE OF BUILDING/HOUSE

- 1 Single house
- 2 Duplex
- 3 Multi-unit residential (3 units or more)
- 4 Commercial/Industrial/Agricultural (office, factory, etc.)
- 5 Institutional living quarters (hotel, hospital, etc.)
- 6 Other housing unit (boat, cave, etc.)

ENTER CODE

B2 CONSTRUCTION MATERIAL OF THE ROOF

- 1 Galvanized iron/Aluminum
- 2 Tile/Concrete/Clay tile
- 3 Half galvanized iron and half concrete
- 4 Wood
- 5 Cogon/Nipa/Anahaw
- 6 Asbestos
- 7 Makeshift/Salvaged/Improvised materials
- 8 Others, specify _____

ENTER CODE

B3 CONSTRUCTION MATERIAL OF THE OUTER WALLS

- 01 Concrete/Brick/Stone
- 02 Wood
- 03 Half concrete/brick/stone and half wood
- 04 Galvanized iron/Aluminum
- 05 Bamboo/Sawali/Cogon/Nipa
- 06 Asbestos
- 07 Glass
- 08 Makeshift/Salvaged/Improvised materials
- 09 Others, specify _____
- 10 No walls

ENTER CODE

B4 STATE OF REPAIR

Determine the current condition of the building/house.

- 1 Needs no repair/needs minor repair
- 2 Needs major repair
- 3 Dilapidated/condemned
- 4 Under renovation/being repaired
- 5 Under construction
- 6 Unfinished construction

ENTER CODE

B5 IS TO BE ASKED FROM ANY HOUSEHOLD IN THE BUILDING/HOUSE.

B5 YEAR BUILDING/HOUSE WAS BUILT

When was this building/house built?

- | | |
|----------------|--------------------|
| 01 1990 | 07 1971 - 1980 |
| 02 1989 | 08 1961 - 1970 |
| 03 1988 | 09 1951 - 1960 |
| 04 1987 | 10 1950 or earlier |
| 05 1986 | 98 Not applicable |
| 06 1981 - 1985 | 99 Don't know |

ENTER CODE

D1 FLOOR AREA OF THIS HOUSING UNIT

What is the estimated floor area of this housing unit ?

SQUARE METERS SQUARE FEET

- | | | |
|----|--------------|---------------|
| 01 | less than 10 | less than 108 |
| 02 | 10 - 19 | 108 - 209 |
| 03 | 20 - 29 | 210 - 317 |
| 04 | 30 - 49 | 318 - 532 |
| 05 | 50 - 69 | 533 - 748 |
| 06 | 70 - 89 | 749 - 963 |
| 07 | 90 - 119 | 964 - 1286 |
| 08 | 120 - 149 | 1287 - 1609 |
| 09 | 150 - 199 | 1610 - 2147 |
| 10 | 200 and over | 2148 and over |

ENTER CODE

H4, H7, H11 AND H12 ARE TO BE ANSWERED BY ALL HOUSEHOLDS.

H4 TENURE STATUS OF THE HOUSING UNIT

What is the tenure status of this housing unit ?

- 1 Owned/being amortized
- 2 Rented
- 3 Being occupied for free with consent of owner
- 4 Being occupied for free without consent of owner

ENTER CODE. GO TO H11

ENTER CODE

H7 TENURE STATUS OF THE LOT

What is the tenure status of the lot ?

- 1 Owned/being amortized
- 2 Rented
- 3 Being occupied for free with consent of owner
- 4 Being occupied for free without consent of owner

ENTER CODE

H11 PRESENCE OF HOUSEHOLD CONVENIENCES

Does this household have the following household conveniences in working condition?

ENTER CODE

- | | | | | |
|----|----------------------|-------|------|----------------------|
| A | Radio/Radio cassette | 1 Yes | 2 No | <input type="text"/> |
| B. | Television | 1 Yes | 2 No | <input type="text"/> |
| C. | Refrigerator/Freezer | 1 Yes | 2 No | <input type="text"/> |
| D. | Telephone | 1 Yes | 2 No | <input type="text"/> |
| E. | Motor vehicle | 1 Yes | 2 No | <input type="text"/> |

H12 LAND OWNERSHIP

Does any member of this household own the following?

ENTER CODE

- | | | | | |
|----|---------------------------|-------|------|----------------------|
| A. | Other residential land(s) | 1 Yes | 2 No | <input type="text"/> |
| B. | Agricultural land(s) | 1 Yes | 2 No | <input type="text"/> |
| C. | Other land(s) | 1 Yes | 2 No | <input type="text"/> |

**CPH FORM 3
MAY 1, 1990**

Republic of the Philippines
NATIONAL STATISTICS OFFICE
Manila

CONFIDENTIALITY:

This census is authorized by Commonwealth Act No. 591 and B. P. Blg. 72.

NSCB Approval No.
A0477-R193-MS

Expires on -
December 31, 1990

*1990 Census
of
Population and Housing*

All information is held strictly **CONFIDENTIAL**.

SAMPLE HOUSEHOLD QUESTIONNAIRE

GEOGRAPHIC IDENTIFICATION

Booklet _____ of _____ booklets

Province _____

--	--

City/Municipality _____

--	--

Barangay _____

--	--	--

Enumeration Area No.

--	--

CB Building Serial No.

--	--	--

Building Serial No.

--	--	--

Housing Unit Serial No.

--	--	--

Household Serial No.

--	--	--

Line Number of Respondent

--	--

Name of Household Head _____

Address _____

(House No. and Street Name or Name of Sitio)

CERTIFICATION

I hereby certify that the data set forth were obtained/reviewed by me personally and in accordance with the instructions

Signature Over Printed Name of Enumerator

Date Accomplished

Signature Over Printed Name of Team Supervisor

Date Reviewed

APPENDIX G

NAME		POPULATION						
		ALL						
		Relation- ship to HH Head	Age		Sex	Marital Status	Religious Affiliation	
LINE NUMBER	Who is the head of this household? Who are the persons usually residing here as of May 1, 1990? LIST IN THIS ORDER (FAMILY NAME FIRST) Head Spouse of the head Never-married children of head/spouse (oldest to youngest) Ever-married children of head/spouse and their families (oldest to youngest) Other relatives of head Non-relatives of head (BE SURE TO INCLUDE BABIES AND ELDERLY PER- SONS AND MEMBERS OF HOUSEHOLDS TEMPORARILY AWAY ON VACATION, ON BUSINESS, IN THE HOSPITAL, ETC.) ENCIRCLE LINE NO. OF RESPONDENT	ENTER 1 IF OVER- SEAS- WORK- ER 2 IF OTH- ER- WISE.	What is _____'s rela- tionship to the house- hold head? ENTER APPRO- PRIATE CODE LISTED BELOW.	Date of Birth ENTER MONTH AND YEAR.	What is _____'s age as of his/ her last birthday? IF AGE IS LESS THAN ONE YEAR, ENTER '00'.	1 M A L E 2 F E M A L E EN- CIRCLE CODE	What is _____'s marital status? ENTER CODE 1 Single 2 Married 3 Widowed 4 Divorced/ Separated 5 Others 6 Unknown FOR PERSONS BELOW 10 YEARS OLD ENTER '1'	What is _____'s religious affil- iation? ENTER APPROPRIATE CODE LISTED BELOW. IF OTHERS, SPECIFY.
	(P1)	(P2)	(P3)	(P4)	(P5)	(P6)	(P7)	(P8)
	01		01	Mo. _____ Yr. _____		1 M 2 F		
	02			Mo. _____ Yr. _____		1 M 2 F		
	03			Mo. _____ Yr. _____		1 M 2 F		
	04			Mo. _____ Yr. _____		1 M 2 F		
	05			Mo. _____ Yr. _____		1 M 2 F		
	06			Mo. _____ Yr. _____		1 M 2 F		
	07			Mo. _____ Yr. _____		1 M 2 F		
	08			Mo. _____ Yr. _____		1 M 2 F		
ARE THERE MORE THAN 8 MEMBERS IN THIS HOUSEHOLD? 1 Yes; USE ANOTHER BOOKLET 2 No		Codes for P3, Relationship to Household Head 01 Head 02 Spouse 03 Son 04 Daughter 05 Stepson 06 Stepdaughter 07 Son-in-law 08 Daughter-in-law 09 Grandson 10 Granddaughter 11 Father 12 Mother 13 Brother 14 Sister 15 Uncle 16 Aunt 17 Nephew 18 Niece 19 Other Relative 00 Non-relative				Codes for P8, Religious Affiliation 00 None 01 Roman Catholic 02 Aglipay 03 Islam 04 Iglesia ni Cristo 05 United Churches of Christ in the Phil. Others, specify		

**CPH FORM 3
MAY 1, 1990**

Republic of the Philippines
NATIONAL STATISTICS OFFICE
Manila

CONFIDENTIALITY:

This census is authorized by Commonwealth Act No. 591 and B. P. Blg. 72.

NSCB Approval No.
A0477-R193-MS

**1990 Census
of
Population and Housing**

All information is held strictly **CONFIDENTIAL**.

Expires on
December 31, 1990

SAMPLE HOUSEHOLD QUESTIONNAIRE

GEOGRAPHIC IDENTIFICATION

Booklet _____ of _____ booklets

Province _____

--	--

City/Municipality _____

--	--

Barangay _____

--	--	--

Enumeration Area No.

--	--

CB Building Serial No.

--	--	--

Building Serial No.

--	--	--

Housing Unit Serial No.

--	--	--

Household Serial No.

--	--	--

Line Number of Respondent

--	--

Name of Household Head _____

Address _____

(House No. and Street Name or Name of Sitio)

CERTIFICATION

I hereby certify that the data set forth were obtained/reviewed by me personally and in accordance with the instructions.

Signature Over Printed Name of Enumerator

Date Accomplished

Signature Over Printed Name of Team Supervisor

Date Reviewed

APPENDIX G

POPULATION								
5 YEARS OLD AND OVER								
LINE NUMBER	Residence 5 Years Ago	Language	Literacy	School Attendance	Place of School	Highest Educational Attainment	10 YEARS	
	<i>In what city/municipality did _____ reside on May 1, 1985?</i>	<i>Is _____ able to speak Tagalog/Filipino?</i>	<i>Can _____ read & write a simple message in any language or dialect?</i>	<i>Did _____ attend school at anytime from June 1989 to March 1990?</i>	<i>In what city/municipality did _____ attend school?</i>	<i>What is the highest grade/year completed by _____?</i>	<i>What was _____'s usual activity/occupation during the past twelve months?</i>	<i>In what kind of business or industry did _____ work during the past twelve months?</i>
	7 Foreign Country 8 Same City/Municipality 9 Unknown	ENCIRCLE CODE 1 Yes 2 No	ENCIRCLE CODE 1 Yes 2 No	ENCIRCLE CODE 1 Yes 2 No, SKIP TO P22	7 Foreign Country 8 Same City/Municipality 9 Unknown IF ANOTHER CITY/MUN., SPECIFY CITY/MUN. AND PROVINCE.	IF GRADUATE OF POST-SECONDARY OR COLLEGE COURSE, SPECIFY FIELD OF STUDY.	DESCRIBE OCCUPATION AS FULLY AS POSSIBLE. Examples: Palay Farmer Filing Clerk Fruit Vendor Student, etc. IF HOUSEWIFE, STUDENT, OR RETIREE, SKIP TO P25.	DESCRIBE INDUSTRY AS FULLY AS POSSIBLE. Examples: Palay Farming Textile Manufacturing Fruit Retailing
	(P17)	(P18)	(P19)	(P20)	(P21)	(P22)	(P23)	(P24)
01		1 Y 2 N	1 Y 2 N	1 Y 2 N				
02		1 Y 2 N	1 Y 2 N	1 Y 2 N				
03		1 Y 2 N	1 Y 2 N	1 Y 2 N				
04		1 Y 2 N	1 Y 2 N	1 Y 2 N				
05		1 Y 2 N	1 Y 2 N	1 Y 2 N				
06		1 Y 2 N	1 Y 2 N	1 Y 2 N				
07		1 Y 2 N	1 Y 2 N	1 Y 2 N				
08		1 Y 2 N	1 Y 2 N	1 Y 2 N				

Codes for P22, Highest Educational Attainment

0000 No Grade Completed		
0100 Pre-school		
Elementary	High School	College
1100 Grade 1	2100 1st Year	3100 1st Year
1200 Grade 2	2200 2nd Year	3200 2nd Year
1300 Grade 3	2300 3rd Year	3300 3rd Year
1400 Grade 4	2400 4th Year	3400 4th Year
1500 Grade 5	3000 Undergraduate Post-Secondary	3500 5th Year
1600 Grade 6 or 7		

CENSUS QUESTIONS											
OLD AND OVER							FOR FEMALES 15-49 YEARS				
Employment Status	Occupation in Past Week	Industry in Past Week	Place of Work	Availability for Work	Looking for Work	Reason for not Looking for Work	Fertility				LINE NUMBER
Did have a job or business during the past seven days?	What was activity/occupation during the past seven days?	In what kind of business or industry did work during the past seven days?	In what city/ municipality did work during the past seven days? 7 Foreign Country 8 Same City/ Municipality 9 Unknown	Was available for work during the past seven days? EN-CIRCLE CODE	Did looked for work during the past seven days? EN-CIRCLE CODE	Why did not look for work? ENTER APPROPRIATE CODE LISTED BELOW. IF OTHERS, SPECIFY.	How many children have been born alive to -----?	How many are still living?	How many children were born alive to from May 1, 1989 to April 30, 1990?	What was age at first marriage? ENTER ACTUAL NUMBER. ENTER AGE.	
1 Yes 2 No, SKIP TO P28.	DESCRIBE OCCUPATION AS FULLY AS POSSIBLE.	DESCRIBE INDUSTRY AS FULLY AS POSSIBLE.	IF ANOTHER CITY/MUN., SPECIFY CITY/MUN. AND PROVINCE. SKIP TO P32.	1 Yes 2 No, SKIP TO P32.	1 Yes, SKIP TO P32 2 No		IF NONE, ENTER '00'.	IF NONE, ENTER '00'.	ENTER ACTUAL NUMBER.	ENTER AGE.	
(P25)	(P26)	(P27)	(P28)	(P29)	(P30)	(P31)	(P32)	(P33)	(P34)	(P35)	
1 Y 2 N				1 Y 2 N	1 Y 2 N						01
1 Y 2 N				1 Y 2 N	1 Y 2 N						02
1 Y 2 N				1 Y 2 N	1 Y 2 N						03
1 Y 2 N				1 Y 2 N	1 Y 2 N						04
1 Y 2 N				1 Y 2 N	1 Y 2 N						05
1 Y 2 N				1 Y 2 N	1 Y 2 N						06
1 Y 2 N				1 Y 2 N	1 Y 2 N						07
1 Y 2 N				1 Y 2 N	1 Y 2 N						08

Codes for P31, Reason for not Looking for Work

1 Believe no work available	6 Too young, too old or retired,
2 Awaiting results of previous job application	permanent disability
3 Temporary illness/disability	7 Housekeeping
4 Bad weather	8 Schooling
5 Waiting for rehire/job recall	9 Others, specify

REMARKS:

APPENDIX G

POPULATION								
5 YEARS OLD AND OVER						10 YEARS		
LINE NUMBER	Residence 5 Years Ago	Language	Literacy	School Attendance	Place of School	Highest Educational Attainment	Usual Activity/ Occupation	Kind of Business
	<i>In what city/ municipality did _____ reside on May 1, 1985?</i>	<i>Is _____ able to speak Tagalog/ Filipino?</i>	<i>Can _____ read & write a simple message in any language or dialect?</i>	<i>Did _____ attend school at anytime from June 1989 to March 1990?</i>	<i>In what city/municipality did _____ attend school?</i>	<i>What is the highest grade/year completed by _____?</i>	<i>What was _____'s usual activity/occupation during the past twelve months?</i>	<i>In what kind of business or industry did _____ work during the past twelve months?</i>
	7 Foreign Country 8 Same City/ Municipality 9 Unknown	ENCIRCLE CODE	ENCIRCLE CODE	ENCIRCLE CODE	7 Foreign Country 8 Same City/ Municipality 9 Unknown	IF GRADUATE OF POST-SECONDARY OR COLLEGE COURSE, SPECIFY FIELD OF STUDY.	DESCRIBE OCCUPATION AS FULLY AS POSSIBLE. Examples: Palay Farmer Filing Clerk Fruit Vendor Student, etc. IF HOUSEWIFE, STUDENT, OR RETIREE, SKIP TO P25.	DESCRIBE INDUSTRY AS FULLY AS POSSIBLE. Examples: Palay Farming Textile Manufacturing Fruit Retailing
	IF ANOTHER CITY/MUN., SPECIFY CITY/ MUN. AND PROVINCE.	1 Yes 2 No	1 Yes 2 No	1 Yes 2 No, SKIP TO P22	IF ANOTHER CITY/MUN., SPECIFY CITY/ MUN. AND PROVINCE.			
	(P17)	(P18)	(P19)	(P20)	(P21)	(P22)	(P23)	(P24)
01		1 Y 2 N	1 Y 2 N	1 Y 2 N				
02		1 Y 2 N	1 Y 2 N	1 Y 2 N				
03		1 Y 2 N	1 Y 2 N	1 Y 2 N				
04		1 Y 2 N	1 Y 2 N	1 Y 2 N				
05		1 Y 2 N	1 Y 2 N	1 Y 2 N				
06		1 Y 2 N	1 Y 2 N	1 Y 2 N				
07		1 Y 2 N	1 Y 2 N	1 Y 2 N				
08		1 Y 2 N	1 Y 2 N	1 Y 2 N				

Codes for P22, Highest Educational Attainment

0000 No Grade Completed
0100 Pre-school

Elementary

1100 Grade 1
1200 Grade 2
1300 Grade 3
1400 Grade 4
1500 Grade 5
1600 Grade 6 or 7

High School

2100 1st Year
2200 2nd Year
2300 3rd Year
2400 4th Year
3000 Undergraduate Post-Secondary

College

3100 1st Year
3200 2nd Year
3300 3rd Year
3400 4th Year
3500 5th Year

CENSUS QUESTIONS

OLD AND OVER							FOR FEMALES 15-49 YEARS				LINE NUMBER
Employment Status	Occupation in Past Week	Industry in Past Week	Place of Work	Availability for Work	Looking for Work	Reason for not Looking for Work	Fertility				
<i>Did</i> have a job or business during the past seven days?	<i>What was</i> activity/occupation during the past seven days?	<i>In what kind of</i> business or industry did work during the past seven days?	<i>In what city/municipality did</i> work during the past seven days? 7 Foreign Country 8 Same City/Municipality 9 Unknown	<i>Was</i> available for work during the past seven days?	<i>Did</i> looked for work during the past seven days?	<i>Why did</i> not look for work? ENTER APPROPRIATE CODE LISTED BELOW. IF OTHERS, SPECIFY.	<i>How many</i> children have been born alive to -----?	<i>How many are</i> still living?	<i>How many</i> children were born alive to from May 1, 1989 to April 30, 1990?	<i>What was</i> age at first marriage?	
EN-CIRCLE CODE 1 Yes 2 No, SKIP TO P29.	DESCRIBE OCCUPATION AS FULLY AS POSSIBLE.	DESCRIBE INDUSTRY AS FULLY AS POSSIBLE.	IF ANOTHER CITY/MUN., SPECIFY CITY/MUN. AND PROVINCE. SKIP TO P32.	1 Yes 2 No, SKIP TO P32.	1 Yes, SKIP TO P32 2 No		IF NONE, ENTER '00'.	IF NONE, ENTER '00'.	ENTER ACTUAL NUMBER.	ENTER AGE.	
(P25)	(P26)	(P27)	(P28)	(P29)	(P30)	(P31)	(P32)	(P33)	(P34)	(P35)	
1 Y				1 Y	1 Y						
2 N				2 N	2 N					01	
1 Y				1 Y	1 Y						
2 N				2 N	2 N					02	
1 Y				1 Y	1 Y						
2 N				2 N	2 N					03	
1 Y				1 Y	1 Y						
2 N				2 N	2 N					04	
1 Y				1 Y	1 Y						
2 N				2 N	2 N					05	
1 Y				1 Y	1 Y						
2 N				2 N	2 N					06	
1 Y				1 Y	1 Y						
2 N				2 N	2 N					07	
1 Y				1 Y	1 Y						
2 N				2 N	2 N					08	

Codes for P31, Reason for not Looking for Work

1 Believe no work available	6 Too young, too old or retired,
2 Awaiting results of previous job application	7 permanent disability
3 Temporary illness/disability	8 Housekeeping
4 Bad weather	9 Schooling
5 Waiting for rehire/job recall	Others, specify

REMARKS: