

1990 Census of Population and Housing

**REPORT NO. 3 - 65 C: SOCIO-ECONOMIC AND DEMOGRAPHIC
CHARACTERISTICS**



OLONGAPO CITY



Republic of the Philippines
National Statistics Office
Manila
June 1992

REPUBLIC OF THE PHILIPPINES

HER EXCELLENCY

PRESIDENT CORAZON C. AQUINO

NATIONAL STATISTICAL COORDINATION BOARD

Honorable Cayetano W. Paderanga
Chairman

NATIONAL STATISTICS OFFICE

Tomas P. Africa
Administrator

Nelia R. Marquez
Deputy Administrator

Luisa T. Engracia
Director II
National Census and Household Surveys Department

F O R E W O R D

Batas Pambansa Blg. 72 requires that a census of population be conducted every ten years. On this basis, the 1990 Census of Population and Housing was undertaken by the National Statistics Office in May 1990.

The results of the census are strategically used by many sectors. The size of the population determines the number of representation by congressional districts in the House of Representatives. It is also the basis for redrawing congressional boundaries, for determining share of internal revenues for barangays, cities and municipalities, for the creation and conversion of various administrative geographic units, and for many other political and administrative purposes.

To planners and government executives, the results of the census provide the basic information needed to effect an efficient and judicious allocation of government resources and services. To the general public, statistics from the census provide an understanding of the demographic, social, and economic characteristics of the Filipino people, knowledge which can help them chart their own destiny.

This report is one of many that will be prepared to disseminate the results of the 1990 Census of Population and Housing. In this report, which is published by province and highly urbanized city, the socio-economic and demographic characteristics of the population and households are presented.

The 1990 census would not have been successful had it not been for the services rendered by the various entities, both private and public, and the cooperation of the general populace. To them the National Statistics Office extends its deep appreciation for their support in this most important undertaking. More specifically, the valuable assistance or contribution of the following is acknowledged:

- **Department of Education, Culture and Sports for the involvement of over 55,000 public school teachers who served as enumerators and supervisors;**
- **Department of National Defense for facilitating the enumeration of military camps and provision of transport facilities;**
- **Department of Foreign Affairs for coordinating the enumeration of embassies, consulates and missions abroad;**
- **Department of Social Welfare and Development for the enumeration of the homeless population;**

- **the members of the National Statistical Coordination Board for lending out their logistics during the field enumeration phases;**
- **the members of the Provincial and City/Municipal Census Boards, chaired by the governors and mayors, respectively, for assisting in the field operations;**
- **the barangay captains for endorsing and facilitating the conduct of the census in their respective areas of jurisdiction;**
- **the print and broadcast media for the generous and whole-hearted communication support;**
- **the church leaders who endorsed the project to their laity from the pulpit;**
- **and most of all, the over 10 million individuals for serving as respondents in the census interviews, for their unwavering support to the decennial census taking.**

The successful conduct of the 1990 Census of Population and Housing is proof that national development emanates from concerted national effort.


TOMAS P. AFRICA
Administrator

Manila
June 1992

CONTENTS

Page

EXPLANATORY TEXT

Introduction	ix
Authority for Conducting the 1990 Census	ix
Census Boards	ix
Methods of Enumeration and Use of Sampling	x
Place Where Enumerated	xi
Content and Coverage of this Publication	xi
Definition of Terms and Concepts	xii

MAP: Population Map of Olongapo City	xxiv
--------------------------------------	------

LIST OF TABLES

1	Population Enumerated in Various Censuses by Barangay: 1970-1990	1
2	Household Population by Single-Year Age Classification and Sex: 1990	2
3	Household Population by Age Group and Sex: 1990	3
4	Household Population 10 Years Old and Over by Age Group, Sex and Marital Status: 1990	5
5	Household Population by Religious Affiliation and Sex: 1990	6
6	Household Population by Sex and Citizenship: 1990	7
7	Disabled Persons by Age Group, Sex and Type of Disability: 1990	8
8	Literacy of the Household Population 10 Years Old and Over by Age Group and Sex: 1990	9
9	Household Population 7 Years Old and Over by Highest Educational Attainment and Age Group: 1990	10
10	Household Population by Mother Tongue and Sex: 1990	11

11	Language or Dialect Generally Spoken in the Households: 1990	12
12	Household Population 5 Years Old and Over by Place of Residence, Sex and Place of Present Residence 5 Years Ago: 1990	12
13	Household Population by Relationship to Household Head and Household Size: 1990	13
14	Number of Households by Age Group and Sex of Household Head and Household Size: 1990	14
15	Household Population 15 Years Old and Over by Occupation Group (Major and Minor): 1990	15
16	Household Population 15 Years Old and Over by Occupation Group (Major) Age Group and Sex: 1990	19
17	Gainful Workers 15 Years Old and Over by Occupation Group (Major) and Industry Group (Major): 1990	21
18	Household Population 15 Years Old and Over by Employment Status, Age Group and Sex: 1990	22
19	Employed Persons 15 Years Old and Over by Occupation Group (Major) and Industry Group (Major) in the Past Week: 1990	23
20	Unemployed Persons 15 Years Old and Over by Age Group, Sex and Highest Educational Attainment: 1990	24
21	Ever-Married Women 15 to 49 Years Old by Number of Children Ever Born and Age Group: 1990	26
22	Ever-Married Women 15 to 49 Years Old by Age Group and Age at First Marriage: 1990	26
23	Overseas Workers by Age Group and Highest Educational Attainment: 1990	27
24	Households by Type of Household Amenities : 1990	28
25	Households by Presence of Household Conveniences : 1990	29

APPENDICES

A	Batas Pambansa Blg. 72 (An Act Providing for the Taking of an Integrated Census Every Ten Years Beginning in the Year Nineteen Hundred and Eighty and for Other Purposes)	33
B	List of Tables in CPH Report No. 4 (Housing Statistics)	36
C	List of Unpublished Tables - Population	38
D	List of Unpublished Tables - Housing	40
E	Listing Sheet (CPH Form 1)	41
F	Common Household Questionnaire (CPH Form 2)	45
G	Sample Household Questionnaire (CPH Form 3)	49

PHILIPPINES 1990

Batanes
LUZON STRAIT

Babuyan Is.

Olongapo City

P
A
C
I
F
I
C
O
C
E
A

S
E
A

L
U
Z
O
N
S
E
A

C
H
I
N
E
S
E
A

P
A
C
I
F
I
C
O
C
E
A

S
E
A



C
E
L
E
B
E
S
S
E
A

EXPLANATORY TEXT

Introduction

In May 1990, the National Statistics Office conducted the 1990 Census of Population and Housing (CPH). This nationwide undertaking is the 9th population census and 4th housing census conducted in the century.

Like the 1980 census, the 1990 CPH is designed to take an inventory of the total population and housing units in the Philippines and to collect information about their characteristics. The census of population is the source of information on the size and distribution of the population as well as information about the demographic, social, economic and cultural characteristics. The census of housing, on the other hand, provides information on the supply of housing units, their structural characteristics and facilities which have bearing on the maintenance of privacy, health and the development of normal family living conditions. These information are vital for making rational plans and programs for development.

Pursuant to the provision of Batas Pambansa Blg. 72, a final report on total population, total household population, and number of households at the barangay level was submitted to the President and was approved under Proclamation No. 688 dated February 21, 1991. This report had already been published as 1990 CPH Report No. 2.

Authority for Conducting the 1990 Census

Under Commonwealth Act No. 591, the Bureau of the Census and Statistics (now

National Statistics Office) is authorized "to prepare for and undertake all censuses of population, agriculture, industry and commerce."

Batas Pambansa Blg. 72, which was passed on June 11, 1980, further accorded the National Statistics Office the authority to conduct population censuses every ten years beginning in 1980 without prejudice to the undertaking of special censuses on agriculture, industry, commerce, housing and other sectors as may be approved by the National Economic and Development Authority.

More recently, Executive Order No. 121, otherwise known as the Reorganization Act of the Philippine Statistical System, which was passed on January 30, 1987, declared that the NSO shall be the major statistical agency responsible for generating general purpose statistics and undertaking such censuses and surveys as may be designated by the National Statistical Coordination Board (NSCB).

It may be mentioned that Presidential Proclamation No. 497 declared 1990 as a National Census Year and called upon all heads of departments of the government and their instrumentalities to give their support and cooperation in the census undertaking.

Census Boards

Aside from the authority to conduct censuses every ten years, Batas Pambansa Blg. 72 created the National Census Coordinating Board (NCCB) to supervise, coordinate and issue such rules and regulations, as may be necessary, for the successful conduct of the census. Provincial, City and Municipal Census Boards were also created to assist at

the subnational level in the conduct of the population census.

Executive Order No. 121 created the National Statistical Coordination Board (NSCB) to oversee all statistical activities in the Philippine Statistical Systems and therefore has taken over the functions of the NCCB. However, the NSO remains to be the implementing agency of the census.

A systematized involvement of the government agencies and instrumentalities was made possible largely through the concerted efforts of the members of the NSCB and the Provincial, City and Municipal Census Boards.

The NSCB is composed of the Director General of the National Economic and Development Authority as chairman, the Undersecretary of the Department of Budget as vice-chairman, a representative from the remaining departments with the rank of undersecretary, Deputy Governor of the Central Bank, Administrator of NSO, Executive Director of the Statistical Research and Training Center, Secretary General of the NSCB, and a representative from the private sector, as members. For purposes of the 1990 Census of Population and Housing, the Administrator of the NSO is the Executive Director of the NSCB.

At the local government level, Provincial and City/Municipal Census Boards were created. The Provincial Governor was the chairman of the Provincial Census Board with the Division Superintendent as vice chairman, the District Highway Engineer, the Provincial Commander of the Philippine Constabulary, the Local Government Operations Officer, the Provincial Agricultural Officer, the

Provincial Assessor, as members, with the Provincial Census Officer of the NSO as the Executive Officer.

The City/Municipal Board is composed of the City/Municipal Mayor as chairman, the District Supervisor, the City/Municipal Agricultural Officer, City/Municipal Government Officer, the Municipal Treasurer/City Assessor as members, with the City/Municipal Census Officer as Executive Officer.

Method of Enumeration and Use of Sampling

The gathering of population and housing data was performed by census enumerators through house-to-house visits and interview of a responsible member of each household. The household was used as the enumeration unit. However, a complete listing of buildings which contain living quarters, including vacant ones, as well as housing units was done.

A combination of complete enumeration and sampling was adopted. For this census round, systematic cluster sampling was used instead of systematic random sampling to minimize the enumerator's selection bias. Each city/municipality was treated as a domain to obtain efficient and accurate estimates at the municipality level.

An enumeration area (EA), which is a delineated geographic area consisting of about 300 to 400 households, was divided into clusters of five (5) households and the corresponding number of samples of clusters were obtained for each. The sampling rates depended on the estimated size of the municipality where the EA is located, as follows:

Estimated No. of Households in the Municipality	Sampling Rate in the EA
1 - 500	100 %
501 - 1500	20 %
1501 and above	10 %

The non-sample households were interviewed using the Common Household Questionnaire (CPH Form 2). The items asked on population were household membership, relationship to head, date of birth, age as of last birthday, sex, marital status, religious affiliation, citizenship, disability, place of residence 5 years ago, literacy, and highest educational attainment. For the housing portion, the questions asked were about building characteristics like type of building/house, construction materials of the roof and the outer walls, state of repair, year building was built, floor area of the housing unit; tenure status of the housing unit and lot; presence of household conveniences; and land ownership.

Using the Sample Household Questionnaire (CPH Form 3), additional questions were asked from the sample households, like mother tongue, mother's usual place of residence at person's birth, previous place of residence, ability to speak Tagalog/Filipino, economic characteristics, language/dialect generally spoken in the households and questions on fertility for females 15-49 years old. Additional housing items asked were household amenities, manner of acquisition of housing units, source of financing and usual manner of garbage disposal.

Institutional households were enumerated using the Institutional Population Questionnaire (CPH Form 4). All items in the Common Household Questionnaire, except housing, were asked.

Information about households of Filipinos working in Philippine embassies in foreign countries, as well as those of homeless population was also gathered and included in the total population of the country.

Place Where Enumerated

All persons were enumerated in their usual place of residence, which is the geographic place (street, barangay, sitio, municipality or province) where the enumerated person usually resides. As a rule, it is the place where he usually sleeps; therefore, it may be the same as or different from the place where he was found at the time of the census.

Content and Coverage of this Publication

In this publication, thirty (30) tables on the population and household characteristics are presented by province or by municipality. Figures on demographic (age, sex, marital status, citizenship, religious affiliation, disability, and household size), migration (residence 5 years ago) and education (highest educational attainment and literacy) characteristics as well as presence of household conveniences are based on the total population. All other characteristics are estimates based on a ten percent (10 %) sample.

Each report is published either for a province, sub-province or highly-urbanized

city. The data for the four cities and thirteen municipalities of Metropolitan Manila are presented in the volume for the National Capital Region. To facilitate access to these reports, an alphanumeric code, wherein the alphabetic code represents the region to which a province or highly-urbanized city belongs, is provided.

The 1990 CPH Report No. 3 - Philippines contains the same tables as in the provincial volumes. It is presented either for the entire country or by region.

Data on housing are available from the 1990 CPH Report No. 4 - Housing Statistics (see Appendix B for the list of tables).

Aside from these published tables, unpublished tables are available to users in computer print-outs or in diskettes (see Appendices C and D for the list of unpublished tables).

DEFINITION OF TERMS AND CONCEPTS

POPULATION

Barangay

A barangay is the smallest political unit in the country. Generally its enumeration is assigned to one enumerator. For enumeration purposes, a large barangay is usually split into parts and each part is called an enumeration area (EA).

For purposes of the 1990 Census of Population and Housing, the official list of barangays of the Department of the Interior and Local Government, as of January 1, 1990,

with periodic updates, was used as basis. A total of 41,292 barangays were covered in this census.

Urban and Rural Areas

The same concepts used in the 1970, 1975 and 1980 censuses were followed in classifying areas as urban. According to these concepts, urbanized areas consist of:

1. In their entirety all cities and municipalities having a population density of at least 1,000 persons per square kilometer.
2. Poblaciones or central districts of municipalities and cities which have a population density of at least 500 persons per square kilometer.
3. Poblaciones or central districts (not included in 1 and 2), regardless of the population size which have the following:
 - a. Street pattern, i.e., network of streets in either parallel or right-angle orientation;
 - b. At least six establishments (commercial, manufacturing, recreational and/or personal services); and
 - c. At least three of the following:
 - i. A town hall, church or chapel with religious services at least once a month;
 - ii. A public plaza, park or cemetery;

- iii. A market place or building where trading activities are carried on at least once a week;
 - iv. A public building like school, hospital, puericulture and health center or library.
4. Barangay having at least 1,000 inhabitants which meet the conditions set forth in 3 above, and where the occupation of the inhabitants is predominantly non-farming or non-fishing.

All areas not falling under any of the above classifications are considered rural.

Usual Place of Residence

This term refers to the geographic place (street, barangay, municipality, or province) where the enumerated persons usually resides. As a rule, it is the place where he sleeps most of the time; hence, it may be the same as or different from the place where he was found at the time of the census.

Household

A household is a social unit consisting of a person living alone or a group of persons who

- 1. sleep in the same housing unit; and
- 2. have a common arrangement for the preparation and consumption of food.

In most cases, a household consists of persons who are related by kinship ties, like

parents and their children. In some instances, several generations of familial ties are represented in one household while in others, even more distant relatives are members of the household.

Household helpers, boarders, and non-relatives are considered as members of the household provided they sleep in the same housing unit and have common arrangement for the preparation and consumption of food and do not usually go home to their family at least once a week.

A person who shares a housing unit with a household but separately cooks his meals or consumes his food elsewhere is not considered a member of the household he shares the housing unit with. That person is listed as a separate household.

A group of unrelated individuals, as in the case of a group of students or workers who decide to rent a place and make common arrangements for the preparation and consumption of their food, constitutes one household.

Persons Enumerated as Members of the Household

The following were counted and enumerated as members of the household:

- 1. Persons whose usual place of residence is the place where the household lives and who are present at the time of visit of the enumerator, except those born after 12:01 A.M., May 1, 1990;
- 2. Persons whose usual residence is the place where the enumerated household lives, but are temporarily away at the

time of enumeration because they are:

- a. on vacation, business/pleasure trip or studying/training somewhere in the Philippines and are expected to be back within 6 months from the time of departure;
- b. on vacation, business/pleasure trip or studying/training abroad and are expected to be back within a year;
- c. working or attending school in some other place but comes home at least once a week;
- d. confined in hospitals for a period of not more than six (6) months at the time of enumeration except when they are confined as inmates of such institutions as tuberculosis pavilions, mental hospitals, leprosaria/leper colonies or drug rehabilitation centers;
- e. detained in national/provincial/city/ municipal jails or in military camps for a period of not more than six (6) months at the time of enumeration except when their sentence or detention is expected to exceed six (6) months;
- f. training for not more than 6 months with the Armed Forces of the Philippines;
- g. on board coastal, inter-island or fishing vessels within Philippine

territories; and

- h. on board ocean going vessels, if they are expected to be away for not more than five (5) years;
3. Boarders/lodgers of the household or employees of household-operated business who do not usually go to their respective home weekly;
4. Citizens of foreign countries, excluding members of diplomatic missions, and non-members of international organizations, but including Filipino 'balikbayans' who have resided or are expected to reside in the Philippines for more than a year from their arrival;
5. Persons temporarily staying with the household who have no usual place of residence or who are not certain to be enumerated elsewhere.

Persons Excluded from the Enumeration

The following persons were excluded from enumeration even if they were within the territorial jurisdiction of the Philippines at the time of the census enumeration:

1. Foreign ambassadors, minister, consuls or other diplomatic representatives and members of their families (except Filipino and non-Filipino employees who have been residents of the Philippines prior to said employment);
2. Citizens of foreign countries living within the premises of an embassy, legation, chancellery or consulate;

3. Officers and enlisted men of U.S. military or naval forces and non-Filipino members of their households, irrespective of residence; foreigners who are civilian employees in U.S. military or naval stations and members of their families living within the premises of the said stations or reservations;
4. Citizens of foreign countries who are chiefs or officials of international organizations like the United Nations (UN), International Labor Organization (ILO), Asian Development Bank (ADB), Food and Agricultural Organization (FAO), United States Agency for International Development (USAID) who are subject to re-assignment to other countries after their tour of duty in the Philippines, and members of their families;
5. Citizens of foreign countries together with non-Filipino members of their families, who are students or are employed, or have business in the Philippines but who are expected to stay in the country for less than a year from arrival;
6. Citizens of foreign countries and Filipinos with usual place of residence in a foreign country who are visiting in the Philippines and who have stayed or are expected to stay in the country for less than a year from arrival;
7. Citizens of foreign countries in refugee camps/vessels; and
8. Residents of the Philippines on

vacation, pleasure or business trip, study or training, etc. abroad who have been away or expected to be away from the Philippines for more than one year from departure.

Respondent

A respondent is any responsible adult member of the household who furnished the information or answers to questions during the interview/enumeration.

Head of Household

The person responsible for the care and organization of the household is generally considered as the head of the household. He usually provides the chief source of income for the household.

In the case of a household consisting of two or more unrelated persons sharing the same cooking facilities and meals, the head is usually the eldest male or female in the group regarded as such by the other members.

Relationship to the Head of the Household

Data on the relationship to the head of the household identify the different types of family groups and their structures within a household. It provides an indication of the typical relationships among household members. The members are classified as follows:

1. Spouse - a woman/man married to and living with the head. It includes legal marriages as well as consensual relationships.

2. Son/Daughter - the head's own child or adopted child.
3. Stepson/Stepdaughter - a spouse's child in a previous marriage.
4. Son-in-law/Daughter-in-law - a household member related to the head by marriage to his daughter or son.
5. Grandson/Granddaughter - child of the son or daughter of the head.
6. Father/Mother - refers to the parents of the head.
7. Brother/Sister - refers to the head's own brother or sister.
8. Uncle/Aunt - a brother, sister or cousin of the head/spouse's parents.
9. Nephew/Niece - the child of the brother, sister or cousin of the head.
10. Other Relative - a household member related to the head by blood, marriage, or adoption. Examples are grandparents, parents-in-law, brother-in-law, sister-in-law and cousins.
11. Non-relative - any person in the household who is not related to the head. Boarders and servants fall under this category. Certain members of the household who are related to the head by blood or affinity, but are actually boarders or servants in the household, are also classified as "non-relative".

Age and Date of Birth

Data on the age of the population were obtained by asking the month and year of birth and the age itself of an individual before May 1, 1990.

Marital Status

This refers to the civil status of all persons 10 years and over. A person in this age group is classified as single, married, widowed, separated/divorced, others or marital status unknown, based on the following definitions:

- a. Single - a person who has never been married.
- b. Married - a person married in a religious or civil ceremony, either living together with spouse at the time of visit, or temporarily living apart because the spouse is employed elsewhere or is in the Armed Forces, etc.
- c. Widowed - a married person whose spouse died and who has not remarried up to the time of visit.
- d. Separated/Divorced - a person who is permanently separated from his spouse, legally or through mutual consent. Also for a person whose marriage with another has been annulled or dissolved and can therefore remarry.
- e. Others - a person living consensually together (by mere consent) as husband

and wife without the benefit of a legal marriage.

- f. **Unknown** - a person whose marital status is not known to the respondent, or whose marital status is being concealed by the respondent.

Religious Affiliation

This refers to a particular system of beliefs, attitudes, emotions and behaviors constituting man's relationship with the powers and principalities of the universe.

Citizenship

Citizenship is defined as the legal nationality of a person. A citizen is a legal national of the country at the time of the census, while an alien is a non-national of the country.

Disability

Disability refers to any restriction or lack of ability to perform an activity in the manner or within the range considered normal for a human being. A person is considered physically or mentally disabled if he has any of the following impairments:

- a. **Blindness** - if one eye or both eyes are reported totally blind and have no vision.
- b. **Deafness** - if one ear or both ears are reported to be incapable of hearing sounds or noises. A person can be completely deaf or partially deaf. Completely deaf persons do not hear sounds or noises at all. Partly deaf persons can hear or respond to loud

noises only, but not to soft or low noises. Persons who are partly deaf hear a little when people speak to them.

- c. **Muteness** - if the person is unable to speak or utter words.
- d. **Deafness and Muteness** - if the person is reported to be both deaf and mute.
- e. **Speech Impairment** - if the person can speak but not sufficiently clear to be understood. This also includes those people who can only make meaningless sounds.
- f. **Mental Illness** - if the person suffers from schizophrenia, manic depressive illness, psychosis, or severe depression characterized by strange behavior.
- g. **Mental Retardation** - if the person has disorder/damage of the brain resulting in mental retardation.
- h. **Orthopedic Handicap** - if the person suffers from bone deformities or has the following impairments: absence or deformity of one or both hands/arms, absence or deformity of one or both feet/legs, fractures, severe scoliosis, kyphosis, third degree burns, etc.
- i. **Multiple Disability** - if the person is reported to have a combination of two or more disabilities.
- j. **Others** - if the answer does not fall in any of the above categories. Examples are cancer, leprosy, paralysis, cerebral palsy, etc.

Residence 5 Years Ago

This pertains to the place where a person was residing on May 1, 1985. This information is needed to determine the volume and trend of current migration.

Literacy

Literacy is the ability to read and write a simple message. A person is literate when he can both read and write a simple message in any language or dialect. A person who cannot both read and write a simple message is illiterate. Also, a person is considered as illiterate if he can only read and write numbers or his own name or if a person can read but not write.

Highest Educational Attainment

This refers to the highest grade or year completed in school, college or university, by persons 5 years of age and over.

Most secondary courses refer to the stage of formal education following the secondary education level covering non-degree programs lasting up to three years. It is concerned primarily with developing strong and appropriately trained middle level manpower.

Undergraduate post secondary students refer to those who have taken a post secondary course but have not completed the course.

Mother Tongue

This refers to the language/dialect spoken by a person at his earliest childhood or the language/dialect that person first learned to speak. Data on mother tongue are used

primarily in the analysis of the ethnic origin of a person long after assimilation to the other customs of the majority population has taken place.

Usual Activity/Occupation

This refers to the specific job or kind of work/business which a person is engaged in most of the time during the last twelve months preceding the interview. In other words, usual activity/occupation is the person's principal means of earning a living like a palay farmer, carpenter, retail merchant, elementary school teacher, telephone operator, etc. during the past twelve months.

A person is considered as a gainful worker or usually working most of the time during the past twelve months preceding the interview if he worked for at least ten hours a week for six months or longer, including vacation or sick leave. He may be working for pay; for profit in his own farm, business, private practice of a profession or trade; or without pay on own family farm or business.

The usual activity/occupation relates to the non-gainful activities that a person usually do most of the year if he/she did not work during the past twelve months. Among these activities are housekeeper, student, pensioner, retired, disabled, or dependent.

Industry

This refers to the nature or character of the business or enterprise or the place wherein the person works, in relation to the usual occupation reported.

Language/Dialect generally Spoken in the Household

This refers to the language or dialect spoken most of the time by members of the household. In case two or more languages/dialects are spoken by household members, the one most often used in the conversations among members of the family of the head when most of them are gathered together is considered as the language/dialect generally spoken in the household.

HOUSING***Building***

A building is defined as any structure built, designed or intended for the enclosure, shelter or protection of any person, animal or property comprising one or more rooms and/or other spaces, covered by a roof and usually enclosed within external walls or with common dividing walls with adjacent buildings, which usually extend from the foundation to the roof.

For purposes of the census of population and housing, only buildings which contain living quarters whether occupied or vacant were listed.

Living quarters counted are structurally separate and independent place of abode. These are:

1. those constructed, built, converted or renovated for human habitation, and at the time of the census not used wholly for other purposes; or

2. not really intended as housing unit but used as such at the time of the census.

Housing Unit

A housing unit is a structurally separate and independent place of abode constructed, converted or arranged for habitation by one household. Structures or parts of structures not intended for habitation such as commercial, industrial, and agricultural buildings, or natural and man-made shelters such as caves, boats, abandoned trucks, culverts, etc., but used as living quarters by households are also considered as housing units.

Identifying Housing Units in a Building.

A residential building is usually comprised of one housing unit being occupied by one household. However, in some cases, two or more households share the same housing unit as their dwelling. A building may have more than one housing unit but from its outside appearance the housing units may be discernible.

A portion of a building (a room or a group of rooms) qualifies as a separate housing units if it meets both the following requirements:

1. Separateness - a portion of the building must have facilities for sleeping and preparing/taking meals. The occupants must be isolated from other persons in the building by means of walls or permanent partitions;
2. Direct Access - the occupants must enter the portion of the building directly from the outside of the

building or through a common hall, i.e., the occupants must enter the portion of the building without passing through anybody else's premises.

quarters and non-residential buildings;

Housing Units Listed

Only the following housing units included in the listing were assigned individual housing unit serial numbers and listed:

1. Occupied or vacant housing units in single residential houses;
2. Occupied or vacant housing units in multi-unit residential buildings such as duplex, accessoria or row houses, condominium, tenement house, townhouse, etc.;
3. Occupied or vacant barong-barong or shanties;
4. Vacant housing units in residential buildings used for purposes other than residence;
5. Housing units which are still under construction, but with the roofs and walls already in place;
6. Occupied housing units in institutional living quarters such as hotels, motels, dormitories, seminaries, etc.;
7. Occupied housing units in non-residential buildings such as offices, barns, churches, etc.;
8. Vacant housing units with complete facilities for cooking, dining and sleeping in institutional living

9. Occupied mobile housing units such as boats, trailers, etc.;

10. Occupied improvised housing units such as culverts, abandoned trucks, caves, container vans, tents, railroad cars.

Fuel for Lighting

The proportion of households with access to electricity can provide planners useful indication of areas where community lighting needs to be extended. Data on types of fuel can also be analyzed to forecast future demands for various sources of energy and to plan for power installation.

The kinds of fuel for lighting are categorized as follows:

1. Electricity
2. Kerosene
3. Liquefied Petroleum Gas (LPG)
4. Oil (vegetable, animal, etc.)
5. Others

Fuel for Cooking

The information on fuel for cooking is relevant in assessing energy planning decisions, energy conservation programs in developing marketing strategies. It is also useful in monitoring supply and demand requirements for alternative fuels.

The types of cooking fuel are categorized as follows:

1. Electricity

2. Kerosene (Gaas)
3. Liquefied Petroleum Gas (LPG)
4. Charcoal
5. Wood/Bamboo
6. Others
7. None

If the household reported two or more kinds of cooking fuel used like electricity and LPG; kerosene and charcoal; etc., the type of fuel being used most of the time for cooking was considered.

Main Source of Drinking Water

The data on main source of drinking water provide information on the proportion of households with access to potable water supply. The different sources of drinking water are as follows:

1. Own Use, Faucet, Community Water System - The household gets the water supply from a faucet inside the house/yard directly connected to a water pipeline from the community water system such as the Metropolitan Waterworks and Sewage System (MWSS) or the local water network system. How they purify their water or the real source of water is irrelevant. Thus, water system with deep well as source is reported under this category as long as it subscribe to a community water system.
2. Shared, Faucet, Community Water System - The household gets its water from the faucet of another household, establishment, or office which is connected to the community water system.
3. Own Use, Tubed/Piped Deep Well - Water is taken from a tubed/piped well which is at least 100 feet (5 pieces of 20 feet pipes) or 30 meters deep, for private use of the household or households in the same building or compound.
4. Shared, Tubed/Piped Deep Well - Water is taken from deep well at least 100 feet or 30 meters deep of another household establishment or office, or from a deep well constructed for public use.
5. Tubed/Piped Shallow Well - Water is taken from a tubed/piped well which is less than 100 feet deep.
6. Dug Well - The household gets its water supply from a well which may be provided with a protective device against contamination or pollution. A shallow well (dug and with water depository) which is provided with a pump and cover and is free from seepage from the sides, and an ordinary dug well ("balon") also belong to this type.
7. Spring, Lake, River, Rain, etc. - The household gets its water supply from natural bodies of water, or water is accumulated from rainfall.
8. Peddler - The household does not directly get its water supply from any of the sources mentioned above. Included in this item are bottled water like mineral water, water bought in drums, pails, etc. (peddler). These are the usual sources of water supply for

households in low waterpressure areas with no community water system.

If there are two or more sources of water for drinking, the one used most of the time during the past twelve months was recorded.

Toilet Facility

The proportion of households with access to sanitary toilet facilities is an indicator of health and sanitation status of the households.

The different types of toilet facilities commonly used in buildings and houses throughout the country are as follows:

1. Water-sealed, Sewer/Septic Tank, Used Exclusively by the Household - Water-sealed, as the name implies, is the type of toilet where after water is flushed or poured into the bowl, a small amount of water is left in the bowl and seals the bottom of the bowl from the pipe leading to the depository.

A sewer/septic tank is a tank in which the solid matter or sewage is accumulated to be disintegrated by bacteria. This is commonly called "poso negro".

2. Water-sealed, Sewer/Septic Tank, Shared With Other Households
3. Water-sealed, Other Depository, Used Exclusively by the Household - This depository is to those other than a sewer/septic tank.

4. Water-sealed, Other Depository, Shared With Other Households

5. Closed Pit - A type of toilet without a water-sealed bowl and the depository is constructed usually of large circular tubes made of concrete or clay covered on top and has a small opening. It may or may not have a box for sitting or squatting over the opening.

6. Open Pit - The same as closed pit but without covering.

7. Others (pail system, etc.) - classified as toilet wherein fecal matter is accumulated in a pail to be picked up for disposal from time to time, or any kind of toilet facility not belonging to the preceding types.

8. None - Refers to households without toilet facility.

Usual Manner of Garbage Disposal

The proportion of households with access to sanitary manner of garbage disposal provides knowledge of the environmental living conditions essential for the formulation of plans and programs to improve general health conditions.

The usual manner by which the household disposes its kitchen garbage are:

1. Picked Up by Service Garbage Truck- the local government or a private contractor manages the systematic

collection of garbage in the community through the use of trucks/carts.

2. **Dumping in Individual Pit** (not burned) - garbage is simply thrown in pits whether inside the yard or vacant lots and left to decay.
3. **Burning** - garbage is dumped in an open space or pit and burned.
4. **Composting** - garbage is composted, that is, allowed to decay under controlled conditions and the composted materials are collected later for use as soil conditioner or fertilizer.
5. **Burying** - the garbage is thrown in a pit and covered with soil.
6. **Feeding to Animals** - the garbage is fed to animals.
7. **Others** - kitchen garbage is disposed in a manner different from those mentioned above (thrown in esteros, vacant lots, rivers, etc.).

Household Conveniences

The question on the presence household conveniences provides leisure statistics. It is also important for public information and education through the identification of the means of communication the population can be reached easily. The data on motor vehicles in the household provide information about access to private transport.

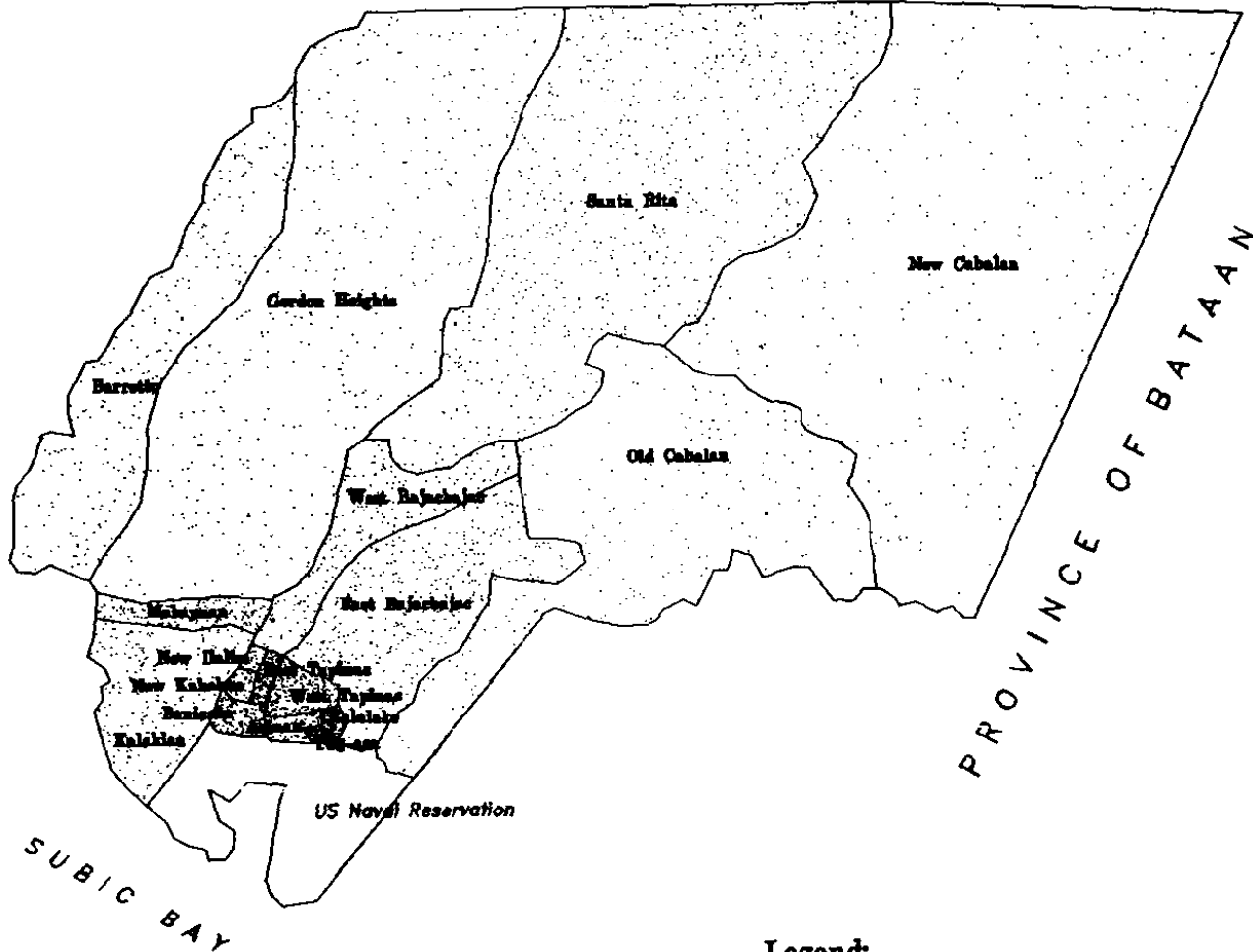
Presence of the following household conveniences were asked during the census:

1. Radio/Radio Cassette
2. Television
3. Refrigerator/Freezer
4. Telephone
5. Motor Vehicle (includes motorcycles, cars, jeeps, tricycles, etc.)

Radios, televisions, telephone, refrigerators/ freezers or motor vehicles not in working condition for six months or longer (although intended to be repaired) as well as motor vehicles used exclusively for business purposes were not considered.

**POPULATION MAP
OLONGAPO CITY**

MUNICIPALITY OF SUBIC



Legend:

1 dot = 50 persons

OLONGAPO CITY

Table 1. Population Enumerated in Various Censuses by Barangay: 1970 - 1990

Barangay	CENSAL YEAR			
	1970	1975	1980	1990
OLONGAPO CITY	107,785	147,109	156,430	193,327
Asinan	3,901	4,610	3,972	3,073
Banicaín	5,533	8,425	8,066	8,038
Barretto	5,241	7,350	8,759	12,213
East Bajacabajac	23,039	18,534	20,217	19,071
East Tapinac	10,616	14,803	14,518	12,252
Gordon Heights	-	8,947	10,624	19,677
Kalaklan	4,448	5,373	7,329	11,789
Kalalake	5,199	9,965	10,370	10,081
Mabayuan	12,129	8,232	7,735	9,760
New Cabalan	-	5,947	7,845	13,009
New Ilalim	1,267	1,942	2,019	1,493
New Kababaa	3,128	2,397	2,197	2,185
Old Cabalan	-	-	-	10,167
Pag-asa	4,349	6,379	* 6,187	7,045
Sta. Rita	13,607	26,100	27,781	34,856
West Bajacabajac	8,889	8,530	9,979	10,214
West Tapinac	6,114	9,575	8,832	8,404
Poblacion	325	-	-	-

1990 CENSUS OF POPULATION AND HOUSING

Table 2. Household Population by Single-Year Age Classification and Sex: 1990

Single-Year Age Classification	Both Sexes	Male	Female
OLONGAPO CITY			
All Ages	192,629	91,591	101,038
Under 1	5,864	3,006	2,858
1	4,903	2,530	2,373
2	4,957	2,548	2,409
3	4,905	2,564	2,341
4	4,701	2,407	2,294
5	4,486	2,280	2,206
6	4,511	2,357	2,154
7	4,327	2,217	2,110
8	4,130	2,063	2,067
9	4,299	2,203	2,096
10	4,450	2,292	2,158
11	4,065	1,989	2,076
12	4,005	2,012	1,993
13	4,031	2,036	1,995
14	4,027	1,943	2,084
15	3,851	1,843	2,008
16	4,117	1,998	2,119
17	4,629	2,226	2,403
18	4,505	2,061	2,444
19	4,685	2,111	2,574
20	4,774	2,017	2,757
21	4,565	1,941	2,624
22	4,264	1,808	2,456
23	3,945	1,657	2,288
24	4,266	1,862	2,404
25	4,285	1,797	2,488
26	3,878	1,673	2,205
27	3,973	1,788	2,185
28	3,471	1,601	1,870
29	3,516	1,595	1,921
30	3,767	1,683	2,084
31	3,087	1,476	1,611
32	3,010	1,444	1,566
33	2,781	1,248	1,533
34	2,839	1,301	1,538
35	3,009	1,374	1,635
36	2,537	1,169	1,368
37	2,625	1,236	1,389
38	2,149	1,000	1,149
39	2,382	1,112	1,270
40	2,573	1,154	1,419
41	2,108	965	1,143
42	2,043	973	1,070
43	2,126	1,027	1,099
44	1,812	866	946
45	1,689	794	895
46	1,304	616	688
47	1,465	723	742
48	1,332	654	678
49	1,277	577	700
50	1,482	728	754
51	1,051	523	528
52	1,187	598	589
53	1,104	548	556
54	1,157	551	606
55	967	496	471
56	759	374	385
57	803	396	407
58	633	303	330
59	680	359	321
60	721	334	387
61	528	252	276
62	538	258	280

OLONGAPO CITY

Table 2. Household Population by Single-Year Age Classification and Sex: 1990 - Continued

Single-Year Age Classification	Both Sexes	Male	Female
OLONGAPO CITY			
63	465	224	241
64	447	219	228
65	481	208	273
66	302	147	155
67	329	137	192
68	290	116	174
69	304	133	171
70	314	132	182
71	190	76	114
72	184	78	106
73	146	65	81
74	147	59	88
75	181	74	107
76	129	47	82
77	129	52	77
78	131	63	68
79	87	36	51
80	111	50	61
81	56	31	25
82	50	23	27
83	40	11	29
84	41	17	24
85	38	13	25
86	23	7	16
87	25	8	17
88	25	11	14
89	17	5	12
90	9	3	6
91	2	1	1
92	6	2	4
93	3	1	2
94	2	-	2
95	5	2	3
96	-	-	-
97	-	-	-
98	4	2	2
99	3	-	3
100	2	-	2
101 and over	1	1	-

1990 CENSUS OF POPULATION AND HOUSING

Table 3. Household Population by Age Group and Sex: 1990

Age Group	Both Sexes	Male	Female
OLONGAPO CITY			
All Ages	192,629	91,591	101,038
Under 1	5,864	3,006	2,858
1-4	19,466	10,049	9,417
5-9	21,753	11,120	10,633
10-14	20,578	10,272	10,306
15-19	21,787	10,239	11,548
20-24	21,814	9,285	12,529
25-29	19,123	8,454	10,669
30-34	15,484	7,152	8,332
35-39	12,702	5,891	6,811
40-44	10,662	4,985	5,677
45-49	7,067	3,364	3,703
50-54	5,981	2,948	3,033
55-59	3,842	1,928	1,914
60-64	2,699	1,287	1,412
65-69	1,706	741	965
70-74	981	410	571
75-79	657	272	385
80 & Over	463	188	275

OLONGAPO CITY

Table 4. Household Population 10 Years Old and Over by Age Group, Sex, Marital Status: 1990

Age Group and Sex	Household Population 10 Years Old and Over	M A R I T A L S T A T U S					
		Single	Married	Widowed	Divorced/ Separated	Others	Not Stated
OLONGAPO CITY							
Both Sexes	145,546	69,747	67,406	4,707	1,891	1,474	321
10-14	20,578	20,445	119	11	2	-	1
15-19	21,787	20,615	1,031	12	17	90	22
20-24	21,814	14,755	6,452	52	153	326	76
25-29	19,123	7,385	10,943	93	292	326	84
30-34	15,484	3,075	11,598	208	311	252	40
35-39	12,702	1,468	10,420	285	322	182	25
40-44	10,662	803	8,990	416	273	151	29
45-49	7,067	414	5,948	474	167	56	8
50-54	5,981	313	4,841	622	151	39	15
55-59	3,842	177	3,009	535	95	22	4
60-64	2,699	138	1,890	600	48	17	6
65-69	1,706	70	1,124	468	34	5	5
70-74	981	40	550	371	16	1	3
75-79	657	29	316	299	7	4	2
80 and Over	463	20	175	261	3	3	1
Male	67,416	32,998	32,640	694	355	633	96
10-14	10,272	10,209	57	4	1	-	1
15-19	10,239	9,975	235	1	2	18	8
20-24	9,285	6,908	2,205	9	27	123	13
25-29	8,454	3,439	4,797	6	43	143	26
30-34	7,152	1,318	5,616	30	62	114	12
35-39	5,891	556	5,145	45	51	85	9
40-44	4,985	261	4,543	49	67	59	6
45-49	3,364	115	3,126	54	31	34	4
50-54	2,948	98	2,721	77	22	23	7
55-59	1,928	50	1,758	79	23	16	2
60-64	1,287	29	1,137	93	13	11	4
65-69	741	15	653	61	7	3	2
70-74	410	7	329	69	3	1	1
75-79	272	10	196	60	3	2	1
80 and Over	188	8	122	57	-	1	-
Female	78,130	36,749	34,766	4,013	1,536	841	225
10-14	10,306	10,236	62	7	1	-	-
15-19	11,548	10,640	796	11	15	72	14
20-24	12,529	7,847	4,247	43	126	203	63
25-29	10,669	3,946	6,146	87	249	183	58
30-34	8,332	1,757	5,982	178	249	138	28
35-39	6,811	912	5,275	240	271	97	16
40-44	5,677	542	4,447	367	206	92	23
45-49	3,703	299	2,822	420	136	22	4
50-54	3,033	215	2,120	545	129	16	8
55-59	1,914	127	1,251	456	72	6	2
60-64	1,412	109	753	507	35	6	2
65-69	965	55	471	407	27	2	3
70-74	571	33	221	302	13	-	2
75-79	385	19	120	239	4	2	1
80 and Over	275	12	53	204	3	2	1

1990 CENSUS OF POPULATION AND HOUSING

Table 5. Household Population by Religious Affiliation and Sex: 1990

Religious Affiliation	Both Sexes	Male	Female
OLONGAPO CITY			
Total	192,629	91,591	101,038
Roman Catholic	171,868	81,597	90,271
Aglipay	1,700	837	863
Islam	209	110	99
Iglesia ni Cristo	9,363	4,638	4,725
United Church of Christ in the Philippines	1,692	756	936
Buddhist	141	58	83
Church of Jesus Christ of the Latter Day Saints	486	224	262
Jehovah's Witness	793	364	429
Lutheran Church in the Phil.	13	8	5
Phil. Benevolent Missionaries Asso.	94	53	41
Seventh Day Adventist	527	232	295
Born Again Christians	1,330	582	748
Baptist Conference of the Phil.	6	1	5
Bible Baptist	41	15	26
Other Baptists	1,295	602	693
Iglesia Evangelista Metodista en Las Filipinas	2	1	1
Lutheran Church	10	6	4
United Methodist Church	11	4	7
Wesleyan Church	2	-	2
Other Methodists	864	421	443
Alliance of Bible Christian Committees	1	-	1
Assemblies of God	127	57	70
Christian and Missionary Alliance	4	2	2
Four Square Gospel Church	2	-	2
Salvation Army, Philippines	5	4	1
Other Evangelical Churches	8	6	2
Other Protestants	955	487	468
Others	945	454	491
Not Stated	135	72	63

OLONGAPO CITY

Table 6. Household Population by Sex and Citizenship: 1990

Citizenship	Both Sexes	Male	Female
OLONGAPO CITY			
Total	192,629	91,591	101,038
Filipino	191,396	90,729	100,667
Chinese	111	63	48
American	1,013	732	281
Indonesian	1	-	1
Indian	14	10	4
Japanese	5	4	1
Australian	3	2	1
British	12	6	6
Algerian	5	4	1
Bolivian	2	2	-
Brunei Darussalam	1	1	-
German	1	1	-
Chinese (Hongkong)	3	3	-
Italian	1	-	1
Jordanian	1	1	-
Mexican	1	1	-
Pakistani	1	1	-
Puerto Rican	1	1	-
Swiss	1	1	-
Taiwanese	5	2	3
Others	1	1	-
Not Stated	50	26	24

1990 CENSUS OF POPULATION AND HOUSING

Table 7. Disabled Persons by Age Group, Sex and Type of Disability: 1990

Age Group and Sex	Total	TYPE OF DISABILITY									
		Blind- ness	Deaf- ness	Mute- ness	Deaf- ness/ Mute- ness	Speech Im- pair- ment	Mental Ill- ness	Mental Retar- dation	Ortho- pedic Handi- cap	Multi- ple Dis- ability	Others
OLONGAPO CITY											
Both Sexes	1,083	66	71	52	23	122	77	155	247	84	186
Under 1	6	-	-	1	-	-	-	-	1	1	3
1-4	76	7	4	5	-	5	-	5	18	3	29
5-9	122	7	7	8	1	26	4	22	20	6	21
10-14	138	5	6	11	3	20	14	14	32	15	18
15-19	141	5	7	8	1	26	9	35	33	7	10
20-24	116	4	8	3	5	13	8	20	24	4	27
25-29	88	7	-	4	2	12	9	16	19	4	15
30-34	73	4	3	5	6	4	10	16	13	2	10
35-39	49	5	1	2	2	3	4	12	9	2	9
40-44	58	3	5	1	2	3	7	9	15	1	12
45-49	30	1	4	1	-	1	3	1	11	4	4
50-54	29	3	1	1	-	2	2	-	7	3	10
55-59	29	3	-	1	-	1	3	2	9	8	2
60-64	37	5	3	-	-	5	2	2	10	5	5
65-69	22	1	5	-	-	-	1	-	10	3	2
70-74	23	2	3	1	1	1	-	1	7	3	4
75-79	23	3	5	-	-	-	-	-	6	6	3
80 and Over	23	1	9	-	-	-	1	-	3	7	2
Male	585	33	35	21	10	61	46	92	147	45	95
Under 1	2	-	-	1	-	-	-	-	1	-	-
1-4	43	5	2	3	-	2	-	3	10	2	16
5-9	72	3	5	3	1	16	3	14	12	3	12
10-14	75	3	2	3	1	14	6	8	24	5	9
15-19	79	3	3	3	-	15	5	20	18	5	7
20-24	61	-	5	2	1	4	5	11	16	3	14
25-29	48	2	-	2	1	5	6	10	12	3	7
30-34	43	2	2	2	4	-	7	11	8	2	5
35-39	26	4	-	1	1	2	3	6	4	1	4
40-44	30	2	1	-	1	2	6	5	9	-	4
45-49	14	-	3	-	-	-	1	1	5	2	2
50-54	19	3	1	-	-	-	1	-	5	2	7
55-59	19	2	-	1	-	-	1	1	7	5	2
60-64	17	2	-	-	-	1	1	2	6	3	2
65-69	7	-	1	-	-	-	-	-	3	1	2
70-74	5	1	3	-	-	-	-	-	1	-	-
75-79	12	1	2	-	-	-	-	-	5	3	1
80 and Over	13	-	5	-	-	-	1	-	1	5	1
Female	498	33	36	31	13	61	31	63	100	39	91
Under 1	4	-	-	-	-	-	-	-	-	1	3
1-4	33	2	2	2	-	3	-	2	8	1	13
5-9	50	4	2	5	-	10	1	8	8	3	9
10-14	63	2	4	8	2	6	8	6	8	10	9
15-19	62	2	4	5	1	11	4	15	15	2	3
20-24	55	4	3	1	4	9	3	9	8	1	13
25-29	40	5	-	2	1	7	3	6	7	1	8
30-34	30	2	1	3	2	4	3	5	5	-	5
35-39	23	1	1	1	1	1	1	6	5	1	5
40-44	28	1	4	1	1	1	1	4	6	1	8
45-49	16	1	1	1	-	1	2	-	6	2	2
50-54	10	-	-	1	-	2	1	-	2	1	3
55-59	10	1	-	-	-	1	2	1	2	3	-
60-64	20	3	3	-	-	4	1	-	4	2	3
65-69	15	1	4	-	-	-	1	-	7	2	-
70-74	18	1	-	1	1	1	-	1	6	3	4
75-79	11	2	3	-	-	-	-	-	1	3	2
80 and Over	10	1	4	-	-	-	-	-	2	2	1

OLONGAPO CITY

Table 8. Literacy of Household Population 10 Years Old and Over by Age Group and Sex: 1990

Age Group and Sex	Total	Literate	Illiterate
OLONGAPO CITY			
Both Sexes	145,546	144,254	1,292
10-14	20,578	20,260	318
15-19	21,787	21,616	171
20-24	21,814	21,701	113
25-29	19,123	19,045	78
30-34	15,484	15,422	62
35-39	12,702	12,654	48
40-44	10,662	10,592	70
45-49	7,067	7,011	56
50-54	5,981	5,925	56
55-59	3,842	3,781	61
60-64	2,699	2,641	58
65-69	1,706	1,649	57
70-74	981	932	49
75-79	657	608	49
80 and Over	463	417	46
Male	67,416	66,934	482
10-14	10,272	10,119	153
15-19	10,239	10,152	87
20-24	9,285	9,242	43
25-29	8,454	8,420	34
30-34	7,152	7,130	22
35-39	5,891	5,874	17
40-44	4,985	4,957	28
45-49	3,364	3,346	18
50-54	2,948	2,935	13
55-59	1,928	1,911	17
60-64	1,287	1,274	13
65-69	741	727	14
70-74	410	402	8
75-79	272	265	7
80 and Over	188	180	8
Female	78,130	77,320	810
10-14	10,306	10,141	165
15-19	11,548	11,464	84
20-24	12,529	12,459	70
25-29	10,669	10,625	44
30-34	8,332	8,292	40
35-39	6,811	6,780	31
40-44	5,677	5,635	42
45-49	3,703	3,665	38
50-54	3,033	2,990	43
55-59	1,914	1,870	44
60-64	1,412	1,367	45
65-69	965	922	43
70-74	571	530	41
75-79	385	343	42
80 and Over	275	237	38

1990 CENSUS OF POPULATION AND HOUSING


Table 9. Household Population 7 Years Old and Over by Highest Educational Attainment, Age Group: 1990

Highest Educational Attainment	Household Population 7 Years Old and Over	A G E G R O U P						
		Below 20	20 - 24	25 - 29	30 - 34	35 - 39	40 - 44	45 & Over
OLONGAPO CITY								
Total	158,302	55,121	21,814	19,123	15,484	12,702	10,662	23,396
No Grade Completed	2,450	1,635	89	83	50	47	60	486
Pre-School	1,013	977	9	4	1	6	2	14
Elementary	53,826	28,479	3,041	2,997	3,049	3,172	3,213	9,875
1st - 4th Grade	23,365	17,996	496	433	458	550	579	2,853
5th - 7th Grade	30,461	10,483	2,545	2,564	2,591	2,622	2,634	7,022
High School	67,206	20,023	11,440	9,313	7,320	5,930	4,597	8,583
Undergraduate	26,118	13,058	3,230	2,398	2,011	1,714	1,352	2,355
Graduate	41,088	6,965	8,210	6,915	5,309	4,216	3,245	6,228
Post Secondary	7,426	639	1,934	1,664	1,188	701	508	792
Undergraduate	2,299	278	518	468	337	229	183	296
Graduate	5,127	361	1,416	1,206	851	472	325	496
College Undergraduate	15,195	3,126	3,400	2,425	1,923	1,425	1,105	1,791
Academic Degree Holder	10,623	63	1,824	2,568	1,902	1,364	1,135	1,767
Not Stated	563	179	77	69	51	57	42	88

OLONGAPO CITY

Table 10. Household Population by Mother Tongue and Sex: 1990
(Figures are estimates based on a 10% sample)

Mother Tongue	Both Sexes	Male	Female
OLONGAPO CITY			
Total	192,629	91,591	101,038
Tagalog	143,545	70,355	73,190
Cebuano	5,590	1,981	3,609
Hiligaynon	2,931	1,284	1,647
Ilocano	9,259	4,074	5,185
Ibanag	80	10	70
Pampango	6,196	3,000	3,196
Pangasinan	3,274	1,421	1,853
Waray	7,379	2,599	4,780
Bicol	4,527	1,941	2,586
Maguindanao	119	47	72
Maranao	261	140	121
Tausug	21	21	-
Agta	21	21	-
Aklanon	128	59	69
Badjao	9	9	-
Bagobo	174	85	89
Batak	10	-	10
Binisaya	50	10	40
Binukid	10	-	10
Butuanon	20	-	20
Chavacano	378	168	210
Cuyano	10	-	10
Dibabawon	10	-	10
Ilongot	310	170	140
Kinaray-a (Hamtikon)	99	39	60
Masbateno	21	11	10
Yakan	19	9	10
Subanon	10	10	-
Surigaonon	41	10	31
Zambal (Sambal)	3,372	1,672	1,700
Chinese	111	60	51
Dutch	20	20	-
English	913	668	245
French	31	21	10
Japanese	10	10	-
Other Local Dialects	1,045	291	754
Not Stated	2,625	1,375	1,250



1990 CENSUS OF POPULATION AND HOUSING

Table 11. Language or Dialect Generally Spoken in the Households: 1990
(Figures are estimates based on a 10% sample)

Language/Dialect	Number of Households
OLONGAPO CITY	
Total	42,623
Tagalog	39,413
Cebuano	503
Hiligaynon	190
Ilocano	615
Pampango	558
Pangasinan	257
Waray	330
Bicol	192
Maguindanao	20
Maranao	31
Batak	20
Binisaya	10
Chavacano	29
Ilongot	10
Surigaonon	11
Zambal (Sambal)	133
English	242
Other Local Dialects	59

Table 12. Household Population 5 Years Old and Over by Place of Present Residence, Sex and Place of Residence 5 Years Ago: 1990

Sex and Place of Present Residence	Household Population 5 Years Old and Over	PLACE OF RESIDENCE 5 YEARS AGO				
		Same City/ Municipality	Other City/ Municipality Same Province	Other Province	Foreign Country	Unknown
OLONGAPO CITY						
Both Sexes	167,299	155,039	1,582	9,345	755	578
Male	78,536	73,818	560	3,340	569	249
Female	88,763	81,221	1,022	6,005	186	329

OLONGAPO CITY

Table 13. Household Population by Relationship to Household Head and Household Size: 1990

Relationship to Household Head	Total Household Population	HOUSEHOLD SIZE								
		1	2	3	4	5	6	7	8 & over	
OLONGAPO CITY										
Total	192,629	3,128	10,264	20,583	31,260	34,930	30,786	23,632	38,046	
Head	42,623	3,128	5,132	6,861	7,815	6,986	5,131	3,376	4,194	
Spouse	29,694	-	2,347	4,482	6,088	5,792	4,437	2,911	3,637	
Son	47,364	-	670	3,231	6,971	9,289	8,900	7,076	11,227	
Daughter	43,302	-	553	3,009	6,561	8,471	8,110	6,494	10,104	
Stepson	405	-	6	16	67	81	73	60	102	
Stepdaughter	389	-	4	29	55	72	67	57	105	
Son-in-Law	766	-	-	14	45	67	110	104	426	
Daughter-in-Law	932	-	3	20	50	120	130	128	481	
Grandson	3,142	-	56	161	260	372	436	429	1,428	
Granddaughter	2,976	-	57	136	221	322	377	385	1,478	
Father	194	-	2	10	15	35	25	47	60	
Mother	874	-	46	88	141	171	139	115	174	
Brother	1,951	-	134	303	317	328	297	205	367	
Sister	2,375	-	261	460	438	391	284	224	317	
Uncle	75	-	2	7	6	13	19	10	18	
Aunt	161	-	6	14	22	41	14	26	38	
Nephew	1,598	-	40	127	194	265	267	233	472	
Niece	1,949	-	70	197	267	312	303	269	531	
Other Relative	5,693	-	268	545	722	920	883	808	1,547	
Non-Relative	6,166	-	607	873	1,005	882	784	675	1,340	

1990 CENSUS OF POPULATION AND HOUSING

Table 14. Number of Households by Age Group and Sex of Household Head and Household Size: 1990

Sex and Age Group of Household Head	Number of Households	HOUSEHOLD SIZE											Ave. Household Size
		1	2	3	4	5	6	7	8	9	10 and over		
OLONGAPO CITY													
Both Sexes													
All Ages	42,623	3,128	5,132	6,861	7,815	6,986	5,131	3,376	2,247	828	1,119		4.5
Below 20	482	161	140	104	37	26	6	3	2	2	1		2.3
20 - 29	9,715	1,373	1,933	2,352	2,075	1,131	507	200	99	22	23		3.3
30 - 39	13,202	832	1,317	1,984	2,727	2,582	1,826	1,015	571	163	185		4.5
40 - 49	9,564	317	674	1,053	1,451	1,734	1,613	1,205	811	317	389		5.3
50 - 59	5,934	224	505	757	924	985	779	670	514	226	350		5.3
60 - 69	2,647	137	355	418	431	393	300	218	186	74	135		4.9
70 - 79	874	68	167	152	137	107	82	56	54	20	31		4.4
80 and over	205	16	41	41	33	28	18	9	10	4	5		4.1
Male													
All Ages	32,280	982	2,822	4,916	6,348	5,986	4,538	2,967	1,990	750	981		4.9
Below 20	194	34	73	53	15	12	3	1	1	2	-		2.6
20 - 29	6,543	334	1,087	1,732	1,727	965	424	158	81	17	18		3.7
30 - 39	10,652	317	764	1,481	2,313	2,325	1,687	929	522	154	160		4.8
40 - 49	7,761	137	357	709	1,158	1,496	1,446	1,065	743	297	353		5.6
50 - 59	4,602	98	241	536	713	806	669	580	446	203	310		5.7
60 - 69	1,842	33	190	284	306	287	230	183	154	60	115		5.3
70 - 79	561	25	83	96	93	79	67	45	37	13	23		4.7
80 and over	125	4	27	25	23	16	12	6	6	4	2		4.2
Female													
All Ages	10,343	2,146	2,310	1,945	1,467	1,000	593	409	257	78	138		3.3
Below 20	288	127	67	51	22	14	3	2	1	-	1		2.2
20 - 29	3,172	1,039	846	620	348	166	83	42	18	5	5		2.5
30 - 39	2,550	515	553	503	414	257	139	86	49	9	25		3.2
40 - 49	1,803	180	317	344	293	238	167	140	68	20	36		4.1
50 - 59	1,332	126	264	221	211	179	110	90	68	23	40		4.2
60 - 69	805	104	165	134	125	106	70	35	32	14	20		3.9
70 - 79	313	43	84	56	44	28	15	11	17	7	8		3.8
80 and over	80	12	14	16	10	12	6	3	4	-	3		4.0

OLONGAPO CITY

Table 15. Household Population 15 Years Old and Over by Occupation Group (Major and Minor): 1990 - Continued
(Figures are estimates based on a 10% sample)

Major and Minor Occupation Group	Household Population 15 Years Old and Over
OLONGAPO CITY	
Total	125,642
Officials of the Gov't & Special Interest Org, Corp Exec, Managers, Managing Prop & Supervisors	3,592
Government Administrators	20
Legislative Officials	57
Traditional Chiefs and Heads of Villages	-
Senior Officials of Special- Interest Organizations	-
Board Directors and Chief Executives of Corporations	10
Specialized Managers	350
General Managers/Managing Proprietors	2,671
Government Executives Other	-
Government Administrators	-
Educational Supervisors	47
Clerical Supervisors	10
Transport and Communications Supervisors	9
Production Supervisors and General Foremen	99
Sales Supervisors, Wholesale and Retail Trade	99
Other Supervisors n.e.c.	220
Professionals	3,791
Physicists, Chemists and Related Professionals	22
Mathematicians, Statisticians and Related Professionals	-
Computer Professionals	60
Architects and Related Professionals	90
Engineers & Related Professionals	467
Life Science Professionals	-
Health Professionals (except Nursing)	473
Nursing & Midwifery Professionals	385
College, University and Higher Education Teaching Professionals	11
Technical, Vocational & Related Instructors and Trainers	10
Secondary Education Teaching Professionals	494
Elementary Education Teaching Professionals	808
Special Education Teaching Professionals	41
Other Teaching Professionals	61
Business Professionals	230
Legal Professionals	68
Librarians, Archivists & Curators	19
Social and Related Science Professionals	69
Writers and Creative and Performing Artists	391
Religion Professionals	92
Technicians & Associated Professionals	1,899
Physical Science & Engineering Associate Professionals	278
Computer Assistants and Computer Equipment Controllers	42
Optical and Electronic Equipment Controllers	252
Ship and Aircraft Controllers and Technicians	-
Building, Safety, Health and Quality Inspectors	21
Life Science Technicians and	-

1990 CENSUS OF POPULATION AND HOUSING

Table 15. Household Population 15 Years Old and Over by Occupation Group (Major and Minor): 1990 - Continued
(Figures are estimates based on a 10% sample)

Major and Minor Occupation Group	Household Population 15 Years Old and Over
OLONGAPO CITY	
Related Workers	10
Health Associate Professionals	71
Nursing and Midwifery Associate Professionals	59
Traditional Medicine Practitioners and Faith Healers	10
Teaching Associate Professionals	40
Finance and Sales Associate Professionals	523
Business Services Agents and Trade Brokers	78
Administrative Associate Professionals	200
Customs, Taxation, Licensing, Welfare and Related Associate Professionals	10
Social Work Associate Professionals	-
Artistic, Entertainment & Sports Associate Professionals	305
Non-Ordained Religion Associate Professionals	-
Clerks	4,306
General Secretaries and Keyboard Operating Clerks	760
Numerical Clerks	341
Material Recording and Transport Clerks	758
Library, Mail and Related Clerks	1,010
Cashiers, Tellers and Related Clerks	1,116
Client Information Clerks	321
Service & Shop Market Sales Workers	10,326
Travel Attendants and Guides	42
Housekeeping and Restaurant Services Workers	3,426
Personal Care Workers	202
Other Personal Services Workers	1,986
Astrologers, Fortune-Tellers and Related Workers	-
Protective Services Workers	1,774
Shopsalespersons & Demonstrators	2,887
Fashion and Other Models	9
Farmers, Forestry Workers & Fishermen	900
Crop Farmers	389
Orchard Farmers	-
Ornamental & Other Plant Growers	-
Livestock and Dairy Farmers	107
Poultry Farmers	10
Other Animal Producers	-
Forest Tree Planters	-
Loggers	-
Charcoal Burners and Related Workers	10
Forest Products Gatherers	9
Aqua-Farm Cultivators	10
Inland & Coastal Waters Fishermen	39
Deep-Sea Fishermen	317
Hunters and Trappers	-
Fishermen, Hunters & Trappers Not Elsewhere Classified	9
Craft and Related Workers	9,980
Miners and Blasters, Stone Cutters and Carvers	10
Building Frame and Related Trades Workers	3,805
Building Finishers and Related Trades Workers	1,670
Painters, Building Structure Cleaners and Related Workers	605

OLONGAPO CITY

Table 15. Household Population 15 Years Old and Over by Occupation Group (Major and Minor): 1990 - Continued
(Figures are estimates based on a 10% sample)

Major and Minor Occupation Group	Household Population 15 Years Old and Over
OLONGAPO CITY	
Metal Molders, Welders, Sheet-Metal Workers, Structural Metal Prepares, and Related Workers	722
Blacksmith, Toolmakers and Related Workers	70
Machinery Mechanics and Fitters	1,281
Electrical and Electronic Instrument Mechanic and Fitters	333
Precision Workers in Metal and Related Materials	80
Potters, Glass Formers and Related Workers	31
Handicraft Workers in Wood, Textile, Leather and Related Materials	21
Printing & Related Trades Workers	70
Food and Related Products Processing Trades Workers	209
Cabinet Makers, Wood Treaters and Related Trades Workers	62
Textile & Garment Trades Workers	950
Pelt, Leather and Shoemaking Trades Workers	61
Plant & Machine Operators & Assemblers	5,953
Mining and Mineral-Processing Plant Operators	-
Metal-Processing Plant Operators	-
Glass and Ceramics Kiln and Related Plant Operators	-
Wood-Processing and Paper-Making Plant Operators	-
Chemical Processing Plant Operators	19
Power Generating and Related Plant Operators	144
Automated Assembly-Line and Industrial Robot Operators	-
Metal and Mineral Products Processing Machine Operators	61
Chemical Products Machine Operators	41
Rubber and Plastic Product Machine Operators	21
Wood Product Machine Operators	-
Printing, Binding and Paper Products Machine Operators	10
Textile Products Machine Operators	118
Food and Related Products Processing Machine Operators	10
Assemblers	98
Other Stationary Machine Operators and Assemblers	-
Railway Engine Driver and Related Workers	-
Motor Vehicle Drivers	5,001
Agricultural, Earthmoving, Lifting and Other Mobile Materials-Handling Equipment Operators	221
Ship's Deck Crews and Related Workers	209
Elementary Occupations	10,631
Market Stall Vendors, Street Vendors and Related Workers	4,269
Shoe Cleaning and Other Street Services Elementary Occupations	83
Domestic Helpers and Cleaners and Related Workers	4,853
Building Caretakers and Window Cleaners	124
Messengers, Watchers and	

1990 CENSUS OF POPULATION AND HOUSING

Table 15. Household Population 15 Years Old and Over by Occupation Group (Major and Minor): 1990 - Continued
(Figures are estimates based on a 10% sample)

Major and Minor Occupation Group	Household Population 15 Years Old and Over
OLONGAPO CITY	
Related Laborers	254
Garbage Collectors and Related Laborers	125
Agricultural, Forestry and Fishery Laborers	204
Mining and Construction Laborers	433
Manufacturing Laborers	48
Transport Laborers	438
Non-Gainful Occupation	53,268
Housekeepers, own home	29,068
Pensioners	2,159
Students	22,041
Other Occupation n.e.c.	6,947
Occupation Not Stated	13,849

OLONGAPO CITY

Table 16. Household Population 15 Years Old and Over by Occupation Group (Major), Age Group and Sex: 1990
(Figures are estimates based on a 10% sample)

Major Occupation Group and Sex	Household Population 15 Years Old and Over	AGE GROUP					
		15 - 19	20 - 24	25 - 29	30 - 34	35 - 39	40 - 44
OLONGAPO CITY							
Both Sexes	125,642	22,461	21,430	19,507	15,122	13,064	10,660
Officials of the Gov't & Special Interest Org, Corp Exec, Managers, Managing Prop & Supervisors	3,592	70	195	359	609	523	582
Professionals	3,791	29	574	888	714	570	486
Technicians & Associated Professionals	1,899	47	231	450	337	225	206
Clerks	4,306	148	944	882	816	665	332
Service & Shop Market Sales Workers	10,326	1,130	2,713	2,240	1,543	943	642
Farmers, Forestry Workers & Fishermen	900	39	135	93	112	171	70
Craft and Related Workers	9,980	305	1,241	1,767	1,655	1,373	1,471
Plant & Machine Operators & Assemblers	5,953	67	468	1,071	977	1,092	889
Elementary Occupations	10,831	1,340	1,811	1,766	1,335	1,263	1,346
Non-gainful Occupations	53,268	16,126	8,292	6,068	4,609	4,457	3,340
Other Occupations n.e.c.	6,947	338	928	1,409	1,143	1,010	726
Occupation Not Stated	13,849	2,822	3,898	2,514	1,272	772	570
Male	57,248	10,343	8,938	8,801	7,154	5,889	5,025
Officials of the Gov't & Special Interest Org, Corp Exec, Managers, Managing Prop & Supervisors	2,016	20	105	187	325	257	354
Professionals	1,592	9	199	393	317	213	205
Technicians & Associated Professionals	1,262	37	138	259	247	145	158
Clerks	1,599	18	198	185	323	307	166
Service & Shop Market Sales Workers	4,292	190	783	960	736	556	381
Farmers, Forestry Workers & Fishermen	870	29	135	93	112	171	70
Craft and Related Workers	9,237	275	1,128	1,717	1,545	1,282	1,309
Plant & Machine Operators & Assemblers	5,786	57	437	1,051	967	1,082	833
Elementary Occupations	4,988	420	932	1,006	701	535	564
Non-gainful Occupations	12,790	7,597	2,252	602	174	70	58
Other Occupations n.e.c.	5,487	228	634	1,057	910	846	594
Occupation Not Stated	7,329	1,463	1,997	1,291	797	425	333
Female	68,394	12,118	12,492	10,706	7,968	7,175	5,635
Officials of the Gov't & Special Interest Org, Corp Exec, Managers, Managing Prop & Supervisors	1,576	50	90	172	284	266	228
Professionals	2,199	20	375	495	397	357	281
Technicians & Associated Professionals	637	10	93	191	90	80	48
Clerks	2,707	130	746	697	493	358	166
Service & Shop Market Sales Workers	6,034	940	1,930	1,280	807	387	261
Farmers, Forestry Workers & Fishermen	30	10	-	-	-	-	-
Craft and Related Workers	743	30	113	50	110	91	162
Plant & Machine Operators & Assemblers	167	10	31	20	10	10	56
Elementary Occupations	5,843	920	879	760	634	728	782
Non-gainful Occupations	40,478	8,529	6,040	5,466	4,435	4,387	3,282
Other Occupations n.e.c.	1,460	110	294	352	233	164	132
Occupation Not Stated	6,520	1,359	1,901	1,223	475	347	237

1990 CENSUS OF POPULATION AND HOUSING

Table 16. Household Population 15 Years Old and Over by Occupation Group (Major), Age Group and Sex: 1990
 - Continued
 (Figures are estimates based on a 10% sample)

Major Occupation Group and Sex	A G E G R O U P							
	45 - 49	50 - 54	55 - 59	60 - 64	65 - 69	70 - 74	75 - 79	80 and over
OLONGAPO CITY								
Both Sexes	7,069	6,010	3,813	2,774	1,612	1,103	545	472
Officials of the Gov't & Special Interest Org. Corp Exec, Managers, Managing Prop & Supervisors	383	362	243	109	98	30	19	10
Professionals	213	170	58	49	20	10	10	-
Technicians & Associated Professionals	184	94	56	40	9	10	10	-
Clerks	171	218	90	20	10	10	-	-
Service & Shop Market Sales Workers	456	332	180	99	48	-	-	-
Farmers, Forestry Workers & Fishermen	68	47	55	30	30	30	20	-
Craft and Related Workers	908	668	362	140	70	20	-	-
Plant & Machine Operators & Assemblers	556	517	246	40	30	-	-	-
Elementary Occupations	692	524	366	223	116	19	20	10
Non-gainful Occupations	2,539	2,170	1,570	1,678	914	810	330	365
Other Occupations n.e.c.	511	435	238	120	70	10	-	9
Occupation Not Stated	388	473	349	226	197	154	136	78
Male	3,324	2,940	1,936	1,310	680	480	200	228
Officials of the Gov't & Special Interest Org. Corp Exec, Managers, Managing Prop & Supervisors	244	201	173	70	30	30	10	10
Professionals	98	110	28	-	10	-	10	-
Technicians & Associated Professionals	128	64	46	30	-	-	10	-
Clerks	124	158	90	10	10	10	-	-
Service & Shop Market Sales Workers	294	202	90	80	20	-	-	-
Farmers, Forestry Workers & Fishermen	68	47	55	20	30	30	10	-
Craft and Related Workers	822	628	321	130	60	20	-	-
Plant & Machine Operators & Assemblers	556	487	246	40	30	-	-	-
Elementary Occupations	282	243	165	100	30	10	-	-
Non-gainful Occupations	69	184	295	570	310	310	110	189
Other Occupations n.e.c.	396	405	208	120	70	10	-	9
Occupation Not Stated	243	211	219	140	80	60	50	20
Female	3,745	3,070	1,877	1,464	932	623	345	244
Officials of the Gov't & Special Interest Org. Corp Exec, Managers, Managing Prop & Supervisors	139	161	70	39	68	-	9	-
Professionals	115	60	30	49	10	10	-	-
Technicians & Associated Professionals	56	30	10	10	9	10	-	-
Clerks	47	60	-	10	-	-	-	-
Service & Shop Market Sales Workers	162	130	90	19	28	-	-	-
Farmers, Forestry Workers & Fishermen	-	-	-	10	-	-	10	-
Craft and Related Workers	86	40	41	10	10	-	-	-
Plant & Machine Operators & Assemblers	-	30	-	-	-	-	-	-
Elementary Occupations	410	281	201	123	86	9	20	10
Non-gainful Occupations	2,470	1,986	1,275	1,108	604	500	220	176
Other Occupations n.e.c.	115	30	30	-	-	-	-	-
Occupation Not Stated	145	262	130	86	117	94	86	58

OLONGAPO CITY

Table 17. Gainful Workers 15 Years Old and Over by Occupation Group (Major) and Industry Group (Major): 1990
(Figures are estimates based on a 10% sample)

Major Occupation Group	Gainful Workers 15 Years Old and Over	MAJOR INDUSTRY GROUP				
		Agriculture, Fishery and Forestry	Mining and Quarrying	Manufacturing	Electricity, Gas and Water	Construction
OLONGAPO CITY						
Total	72,374	1,000	20	2,372	224	4,658
Officials of the Gov't & Special Interest Org, Corp Exec, Managers, Managing Prop & Supervisors	3,592	10	10	140	30	131
Professionals	3,791	-	-	50	-	121
Technicians & Associated Professionals	1,899	-	-	-	10	19
Clerks	4,306	10	-	49	31	40
Service & Shop Market Sales Workers	10,326	-	-	60	41	30
Farmers, Forestry Workers & Fishermen	900	851	-	10	-	-
Craft and Related Workers	9,980	-	-	1,513	61	3,723
Plant & Machine Operators & Assemblers	5,953	-	-	101	31	57
Elementary Occupations	10,831	119	-	299	11	420
Other Occupations n.e.c.	6,947	10	10	140	9	117
Occupation Not Stated	13,849	-	-	10	-	-
Major Occupation Group		MAJOR INDUSTRY GROUP				
		Wholesale and Retail Trade	Transportation and Communication	Financing, Insurance, Real Estate and Business Services	Community, Social and Personal Services	Activities not adequately defined
OLONGAPO CITY						
Total	9,600	5,953	1,893	28,041	15,583	3,030
Officials of the Gov't & Special Interest Org, Corp Exec, Managers, Managing Prop & Supervisors	1,684	88	230	1,051	218	-
Professionals	52	40	101	3,126	301	-
Technicians & Associated Professionals	277	41	207	996	349	-
Clerks	386	162	361	2,724	543	-
Service & Shop Market Sales Workers	2,316	40	792	6,685	362	-
Farmers, Forestry Workers & Fishermen	30	-	-	-	9	-
Craft and Related Workers	104	146	59	3,908	466	-
Plant & Machine Operators & Assemblers	20	4,570	22	931	221	-
Elementary Occupations	4,006	384	80	5,024	488	-
Other Occupations n.e.c.	725	472	41	3,565	1,858	-
Occupation Not Stated	-	10	-	31	10,768	3,030

1990 CENSUS OF POPULATION AND HOUSING

Table 18. Household Population 15 Years Old and Over by Employment Status, Age Group and Sex: 1990
(Figures are estimates based on a 10% sample)

Age Group and Sex	Household Population 15 Years Old and Over	In the Labor Force		Not in the Labor Force
		Employed	Unemployed	
OLONGAPO CITY				
Both Sexes	125,642	61,089	6,586	57,967
15 - 19	22,461	4,556	1,297	16,608
20 - 24	21,430	9,433	2,000	9,997
25 - 29	19,507	11,216	1,257	7,034
30 - 34	15,122	9,392	636	5,094
35 - 39	13,064	8,090	401	4,573
40 - 44	10,660	6,855	332	3,473
45 - 49	7,069	4,218	240	2,611
50 - 54	6,010	3,503	154	2,353
55 - 59	3,813	1,935	133	1,745
60 - 64	2,774	976	58	1,740
65 - 69	1,612	568	59	985
70 - 74	1,103	160	19	924
75 - 79	545	117	-	428
80 and Over	472	70	-	402
Male	57,248	37,593	3,356	16,299
15 - 19	10,343	1,867	677	7,799
20 - 24	8,938	4,701	1,016	3,221
25 - 29	8,801	6,877	659	1,265
30 - 34	7,154	6,182	344	628
35 - 39	5,889	5,343	178	368
40 - 44	5,025	4,518	178	329
45 - 49	3,324	3,012	88	224
50 - 54	2,940	2,500	73	367
55 - 59	1,936	1,433	83	420
60 - 64	1,310	660	20	630
65 - 69	680	290	30	360
70 - 74	480	130	10	340
75 - 79	200	50	-	150
80 and Over	228	30	-	198
Female	68,394	23,496	3,230	41,668
15 - 19	12,118	2,689	620	8,809
20 - 24	12,492	4,732	984	6,776
25 - 29	10,706	4,339	598	5,769
30 - 34	7,968	3,210	292	4,466
35 - 39	7,175	2,747	223	4,205
40 - 44	5,635	2,337	154	3,144
45 - 49	3,745	1,206	152	2,387
50 - 54	3,070	1,003	81	1,986
55 - 59	1,877	502	50	1,325
60 - 64	1,464	316	38	1,110
65 - 69	932	278	29	625
70 - 74	623	30	9	584
75 - 79	345	67	-	278
80 and Over	244	40	-	204

OLONGAPO CITY

Table 19. Employed Persons 15 Years Old and Over by Occupation Group (Major) and Industry Group (Major) in the Past Week: 1990
(Figures are estimates based on a 10% sample)

Major Occupation Group	Employed Persons 15 Years Old and over	MAJOR INDUSTRY GROUP				
		Agriculture, Fishery and Forestry	Mining and Quarrying	Manufacturing	Electricity, Gas and Water	Construction
OLONGAPO CITY						
Total	61,089	992	30	2,341	234	4,338
Officials of the Gov't & Special Interest Org, Corp Exec, Managers, Managing Prop & Supervisors	3,488	10	10	140	30	121
Professionals	3,633	-	-	50	-	121
Technicians & Associated Professionals	1,861	-	-	-	10	19
Clerks	4,196	10	-	39	41	30
Service & Shop Market Sales Workers	9,931	-	-	60	41	30
Farmers, Forestry Workers & Fishermen	911	852	-	10	-	-
Craft and Related Workers	9,661	-	10	1,492	61	3,522
Plant & Machine Operators & Assemblers	5,802	-	-	101	31	57
Elementary Occupations	10,175	110	-	299	11	359
Other Occupations n.e.c.	6,391	10	10	140	9	79
Occupation Not Stated	5,040	-	-	10	-	-
Major Occupation Group		MAJOR INDUSTRY GROUP				
		Wholesale and Retail Trade	Transportation and Communication	Financing, Insurance, Real Estate and Business Services	Community, Social and Personal Services	Activities not adequately defined
OLONGAPO CITY						
Total	9,401	5,862	1,864	27,185	3,833	5,009
Officials of the Gov't & Special Interest Org, Corp Exec, Managers, Managing Prop & Supervisors	1,703	88	210	1,019	157	-
Professionals	52	40	90	3,019	261	-
Technicians & Associated Professionals	248	51	229	966	338	-
Clerks	356	151	392	2,694	483	-
Service & Shop Market Sales Workers	2,273	31	772	6,503	221	-
Farmers, Forestry Workers & Fishermen	40	-	-	-	9	-
Craft and Related Workers	104	135	49	3,881	407	-
Plant & Machine Operators & Assemblers	29	4,509	22	882	171	-
Elementary Occupations	3,850	374	80	4,798	294	-
Other Occupations n.e.c.	746	483	20	3,412	1,482	-
Occupation Not Stated	-	-	-	11	10	5,009

1990 CENSUS OF POPULATION AND HOUSING

Table 20. Unemployed Persons 15 Years Old and Over by Age Group, Sex and Highest Educational Attainment : 1990
(Figures are estimates based on a 10% sample)

Age Group and Sex	Unemployed Persons 15 Years Old and Over	HIGHEST EDUCATIONAL ATTAINMENT			
		No Grade Completed	Pre- School	Elementary	
				Grade 1 - 4	Grade 5 - 7
OLONGAPO CITY					
Both Sexes	6,586	10	-	262	811
15 - 19	1,297	-	-	29	197
20 - 24	2,000	-	-	51	103
25 - 29	1,257	10	-	53	177
30 - 34	636	-	-	-	100
35 - 39	401	-	-	31	52
40 - 44	332	-	-	10	39
45 - 49	240	-	-	20	57
50 - 54	154	-	-	-	28
55 - 59	133	-	-	20	28
60 - 64	58	-	-	19	-
65 - 69	59	-	-	20	20
70 - 74	19	-	-	9	10
75 - 79	-	-	-	-	-
80 and Over	-	-	-	-	-
Male	3,356	10	-	82	460
15 - 19	677	-	-	9	97
20 - 24	1,016	-	-	31	63
25 - 29	659	10	-	21	115
30 - 34	344	-	-	-	50
35 - 39	178	-	-	11	11
40 - 44	178	-	-	-	10
45 - 49	88	-	-	10	38
50 - 54	73	-	-	-	18
55 - 59	83	-	-	-	28
60 - 64	20	-	-	-	-
65 - 69	30	-	-	-	20
70 - 74	10	-	-	-	10
75 - 79	-	-	-	-	-
80 and Over	-	-	-	-	-
Female	3,230	-	-	180	351
15 - 19	620	-	-	20	100
20 - 24	984	-	-	20	40
25 - 29	598	-	-	32	62
30 - 34	292	-	-	-	50
35 - 39	223	-	-	20	41
40 - 44	154	-	-	10	29
45 - 49	152	-	-	10	19
50 - 54	81	-	-	-	10
55 - 59	50	-	-	20	-
60 - 64	38	-	-	19	-
65 - 69	29	-	-	20	-
70 - 74	9	-	-	9	-
75 - 79	-	-	-	-	-
80 and Over	-	-	-	-	-

OLONGAPO CITY

Table 20. Unemployed Persons 15 Years Old and Over by Age Group, Sex and Highest Educational Attainment : 1990 - Continued
(Figures are estimates based on a 10% sample)

Age Group and Sex	HIGHEST EDUCATIONAL ATTAINMENT						
	High School		Post Secondary Course		College Under-graduate	Academic Degree Holder	Not Stated
	Under-graduate	Graduate	Under-graduate	Graduate			
OLONGAPO CITY							
Both Sexes	1,147	2,430	69	424	845	557	31
15 - 19	330	448	19	57	207	10	-
20 - 24	279	823	10	195	253	275	11
25 - 29	122	457	10	93	143	192	-
30 - 34	151	213	20	40	71	41	-
35 - 39	92	93	-	-	93	30	10
40 - 44	77	166	-	20	20	-	-
45 - 49	47	98	-	9	9	-	-
50 - 54	11	66	10	10	19	-	10
55 - 59	20	56	-	-	-	9	-
60 - 64	9	10	-	-	20	-	-
65 - 69	9	-	-	-	10	-	-
70 - 74	-	-	-	-	-	-	-
75 - 79	-	-	-	-	-	-	-
80 and Over	-	-	-	-	-	-	-
Male	612	1,280	39	213	454	196	10
15 - 19	180	218	9	57	107	-	-
20 - 24	148	421	10	105	133	105	-
25 - 29	92	256	-	21	93	51	-
30 - 34	91	132	20	10	20	21	-
35 - 39	62	32	-	-	52	10	-
40 - 44	29	109	-	20	10	-	-
45 - 49	-	40	-	-	-	-	-
50 - 54	-	36	-	-	9	-	10
55 - 59	10	36	-	-	-	9	-
60 - 64	-	-	-	-	20	-	-
65 - 69	-	-	-	-	10	-	-
70 - 74	-	-	-	-	-	-	-
75 - 79	-	-	-	-	-	-	-
80 and Over	-	-	-	-	-	-	-
Female	535	1,150	30	211	391	361	21
15 - 19	150	230	10	-	100	10	-
20 - 24	131	402	-	90	120	170	11
25 - 29	30	201	10	72	50	141	-
30 - 34	60	81	-	30	51	20	-
35 - 39	30	61	-	-	41	20	10
40 - 44	48	57	-	-	10	-	-
45 - 49	47	58	-	9	9	-	-
50 - 54	11	30	10	10	10	-	-
55 - 59	10	20	-	-	-	-	-
60 - 64	9	10	-	-	-	-	-
65 - 69	9	-	-	-	-	-	-
70 - 74	-	-	-	-	-	-	-
75 - 79	-	-	-	-	-	-	-
80 and Over	-	-	-	-	-	-	-

1990 CENSUS OF POPULATION AND HOUSING

Table 21. Ever-Married Women 15 to 49 Years Old by Number of Children Ever Born and Age Group: 1990
(Figures are estimates based on a 10% sample)

Age Group	Total Number of Children Ever Born	Ever Married Women 15 to 49 Years Old	NUMBER OF CHILDREN EVER BORN										Average Parity
			0	1	2	3	4	5	6	7	8 or more	Not Reported	
OLONGAPO CITY													
Total	86,828	33,599	4,713	6,525	7,340	5,760	3,786	2,583	1,534	604	744	10	2.59
15 - 19	569	1,009	590	279	110	10	10	-	-	-	-	10	.57
20 - 24	5,103	4,537	1,321	1,695	1,217	253	40	11	-	-	-	-	1.12
25 - 29	12,411	6,746	1,147	1,806	1,882	1,191	455	204	20	20	21	-	1.84
30 - 34	15,295	6,202	654	1,151	1,529	1,342	832	492	152	40	10	-	2.47
35 - 39	20,197	6,443	512	786	1,325	1,400	961	741	437	100	181	-	3.13
40 - 44	18,819	5,177	306	493	845	966	943	667	531	190	236	-	3.64
45 - 49	14,434	3,485	183	315	432	598	545	468	394	254	296	-	4.14

Table 22. Ever-Married Women 15 to 49 Years Old by Age Group and Age at First Marriage: 1990
(Figures are estimates based on a 10% sample)

Age Group	Ever-Married Women 15 to 49 Years Old	AGE AT FIRST MARRIAGE									Average age at first marriage	
		below 15	15	16	17	18	19	20				
OLONGAPO CITY												
Total	33,599	306	711	1,586	1,845	3,464	3,006	3,941				
15-19	1,009	30	50	140	169	250	160	-				
20-24	4,537	30	82	262	294	614	593	838				
25-29	6,746	40	144	193	373	668	694	831				
30-34	6,202	50	132	305	205	657	444	623				
35-39	6,443	70	102	303	396	559	446	764				
40-44	5,177	67	124	280	245	468	362	569				
45-49	3,485	19	77	103	163	248	307	316				
Age Group	AGE AT FIRST MARRIAGE											Average age at first marriage
	21	22	23	24	25	26	27	28	29	30 and over	Not Stated	
OLONGAPO CITY												
Total	2,789	2,520	2,217	1,915	2,179	1,086	746	950	596	1,537	2,205	21.6
15-19	-	-	-	-	-	-	-	-	-	-	210	17.2
20-24	425	343	253	202	-	-	-	-	-	-	601	19.6
25-29	574	545	545	556	597	303	150	110	10	-	413	21.2
30-34	474	385	425	255	482	285	202	356	273	364	285	22.3
35-39	532	355	385	460	416	238	154	225	143	550	345	22.3
40-44	451	579	357	229	384	135	135	155	95	328	214	21.9
45-49	333	313	252	213	300	125	105	104	75	295	137	22.6

OLONGAPO CITY

Table 23. Overseas Workers by Age Group and Highest Educational Attainment: 1990

Highest Educational Attainment	Total Overseas Workers	AGE GROUP						
		Below 20	20 - 24	25 - 29	30 - 34	35 - 39	40 - 44	45 and Over
OLONGAPO CITY								
Total	1,370	21	113	201	231	241	200	363
No Grade Completed	6	1	-	-	-	-	1	4
Pre-School	-	-	-	-	-	-	-	-
Elementary	71	4	2	3	4	10	16	32
1st - 4th Grade	12	3	-	-	-	2	1	6
5th - 7th Grade	59	1	2	3	4	8	15	26
High School	624	14	57	88	89	104	92	180
Undergraduate	85	7	8	9	8	13	13	27
Graduate	539	7	49	79	81	91	79	153
Post Secondary	134	-	12	28	29	17	17	31
Undergraduate	37	-	4	4	6	7	6	10
Graduate	97	-	8	24	23	10	11	21
College Undergraduate	289	2	26	40	59	59	40	63
Academic Degree Holder	235	-	15	41	50	50	29	50
Not Stated	11	-	1	1	-	1	5	3

1990 CENSUS OF POPULATION AND HOUSING

Table 24. Households by Type of Household Amenities: 1990
(Figures are estimates based on a 10% sample)

Household Amenities	Number of Households
OLONGAPO CITY	
Fuel Used For Lighting	
Total	42,623
Electricity	33,382
Kerosene (Gas)	7,916
Liquefied Petroleum Gas (LPG)	1,274
Oil	11
Others	40
Main Source of Drinking Water	
Total	42,623
Own Use, Faucet, Community Water System	24,173
Shared Faucet, Community Water System	10,855
Own Use, Tubed/Piped Deep Well	1,974
Shared, Tubed/Piped Deep Well	1,362
Tubed/Piped Shallow Well	372
Dug Well	1,009
Spring, Lake, River, Rain, Etc.	2,651
Peddler	227
Fuel Used for Cooking	
Total	42,623
Electricity	4,184
Kerosene (Gas)	8,500
Liquefied Petroleum Gas (LPG)	24,354
Charcoal	1,550
Wood	3,759
Others	70
None	206
Toilet Facility Being Used	
Total	42,623
Water-sealed, Sewer/Septic Tank Used Exclusively by the Household	24,996
Water-sealed, Sewer/Septic Tank Shared with other Household	10,601
Water-sealed, Other Depository, Used Exclusively by the Household	1,377
Water-sealed, Other Depository, Shared with other Household	1,766
Closed Pit	1,745
Open Pit	1,118
Others (Pail System, etc.)	354
None	666
Usual Manner of Garbage Disposal	
Total	42,623
Picked up by Garbage Truck	32,797
Dumping in Individual Pit (not Burned)	973
Burning	8,165
Composting (Later Used as Fertilizer)	140
Burying	328
Feeding to Animals	68
Others	152

OLONGAPO CITY

Table 25. Households by Presence of Household Conveniences: 1990

Household Conveniences	Number of Households
OLONGAPO CITY	
Total	42,623
Radio/Radio Cassette	30,136
Television	23,396
Refrigerator/Freezer	19,533
Telephone	2,050
Motor Vehicle	3,768

APPENDICES

BATAS PAMBANSA BLG.72

AN ACT PROVIDING FOR THE TAKING OF AN INTEGRATED CENSUS EVERY TEN YEARS BEGINNING IN THE YEAR NINETEEN HUNDRED AND EIGHTY, AND FOR OTHER PURPOSES.

Be it enacted by the Batasang Pambansa in session assembled:

SECTION 1. A national census of population and other related data shall be taken every decade beginning in 1980, in accordance with plans prepared by the National Census and Statistics Office, without prejudice to the undertaking of special censuses on agriculture, industry, commerce, housing and other sectors as may be approved by the National Economic and Development Authority.

SECTION 2. There is hereby created the National Census Coordinating Board to be composed of the Minister of Economic Planning, as Chairman, the Minister of Human Settlements, the Minister of the Budget, the Minister of the Justice, the Minister of National Defense, the Minister of Labor, the Minister of Finance, the Minister of Education and Culture, the Minister of Public Works, the Minister of Transportation and Communications, the Minister of Public Highways, the Minister of Agriculture, the Minister of Natural Resources, the Minister of Public Information, and the Minister of Local Government and Community Development, as members, with the Executive Director of the National Census and Statistics Office as Executive Officer of the Board.

The censuses shall be under the supervision and coordination of the National Census Coordinating Board which shall issue such rules and regulations as may be necessary for the successful undertaking and completion of the censuses provided in this Act.

SECTION 3. There shall be established a provincial, city and municipal census board in each province, city and municipality, as the case may be, which shall provide such facilities and assistance as may be required by the National Census Coordinating Board. The boards shall be under the supervision and control of the National Census Coordinating Board.

SECTION 4. The Provincial Census Board shall be composed of the Provincial Governor, as Chairman, and the Division Superintendent of Schools, or in the case of provinces with more than one school division, the Division Superintendent designated by the National Census Coordinating Board, as Vice Chairman, the District Highway

APPENDIX A

Engineer, or in the case of provinces which have two or more highway engineering districts, the one that may be designated by the National Census Coordinating Board, the Provincial Commander of the Philippine Constabulary, the Provincial Development Officer, the Provincial Assessor, and the Provincial Agriculturist, as members, with the Provincial Census Officer as the Executive Officer.

The City Census Board shall be composed of the City Mayor, as Chairman, and the City Superintendent of Schools, as Vice Chairman, the City Engineer, the City Development Officer, and the City Assessor, as members, with the City Census Officer as the Executive Officer.

The Municipal Census Board shall be composed of the Municipal Mayor, as Chairman, and the District Supervisor, the Municipal Agriculturist, the Station Commander, the Municipal Treasurer, and the Municipal Development Officer, as members, with the Municipal Census Officer/Census Supervisor as the Executive Officer.

SECTION 5. The National Census Coordinating Board and the local census boards may call upon any ministry, bureau, office, agency or instrumentality of the Government for any assistance in the performance of their duties.

SECTION 6. The first day of May of every regular census year is hereby designated as the reference date for the census. The collection of data will be by enumeration and the respondent shall be the head or any responsible member of the household.

SECTION 7. Public school teachers shall be employed for enumeration work and for such service shall be paid an honorarium as may be determined by the National Census Coordinating Board but in no case not less than two hundred-fifty pesos and shall receive service credits equivalent to the number of days rendered in census work. Other government employees whose services are engaged for census work shall be entitled to such allowances as shall be prescribed by the National Census Coordinating Board payable from census funds. The census herein taken at the barangay level shall be certified to by the corresponding barangay captain.

SECTION 8. Before the end of the year 1980 and of every census year thereafter, a count of the population by province, city, municipality and barangay shall be published by the National Census and Statistics Office. The final population count as determined from the processed census returns shall be considered official for all purposes upon proclamation by the President (Prime Minister).

APPENDIX A

SECTION 9. Data gathered pursuant to this Act shall not be used as evidence in any court or public office for or against any person, except in a criminal case for violation of Section 10 of this Act, nor shall such data be divulged to any person except to authorized employees of the National Census and Statistics Office, acting in the performance of their duties; nor shall such data be published except in the form of summaries or statistical tables in which no reference to an individual shall appear. Any person violating any provision of this Section shall be punished by a fine of not more than five hundred pesos or by imprisonment of not more than six months, or both.

SECTION 10. Any respondent as provided for in Section 6 who unjustifiably refuses to furnish the information called for in the census questionnaire, or knowingly certifies or gives data or information which shall prove to be materially untrue in any particular, shall be guilty of an offense under this Act and shall, upon conviction, be punished by a fine of not more than five hundred pesos or by imprisonment of not more than three months, or both.

SECTION 11. The amount necessary for the holding of censuses shall be charged to the appropriations available for the purpose in the corresponding Appropriations Acts.

SECTION 12. This Act shall take effect upon its approval.

Approved, June 11, 1980

(SGD.) FERDINAND E. MARCOS

APPENDIX B

LIST OF TABLES IN CPH REPORT NO. 4 - HOUSING STATISTICS

Table

- 1 Housing Units, Occupied and Vacant: 1990, 1980, 1970 and 1960**
- 2 Occupied Housing Units, Households, Household Population by Type of Building: 1990**
- 3 Occupied Housing Units, by Construction Materials of the Outer Walls and Roof: 1990**
- 4 Occupied Housing Units by Condition (State of Repair) of the Building, Year Built: 1990**
- 5 Occupied Housing Units by Type of Building, Number of Households in Each Housing Unit: 1990**
- 6 Occupied Housing Units by Floor Area and Number of Occupants in Each Housing Unit: 1990**
- 7 Households by Type of Building and Tenure Status of the Housing Unit: 1990**
- 8 Owner-Households in Occupied Housing Units by Tenure Status of Lot: 1990**
- 9 Percentage Distribution of Owner-Households in Occupied Housing Units by Mode of Acquisition of the Housing Unit: 1990**
- 10 Percentage Distribution of Owner Households Who Had Purchased/Constructed Their Housing Units by Reported Sources of Financing: 1990**

LIST OF TABLES IN CPH REPORT NO. 4 - HOUSING STATISTICS
(continued)

Table

- 11 Percentage Distribution of Renter-Households in Occupied Housing Units by Monthly Rental of Housing Units: 1990**
- 12 Characteristics of Housing Units Which are Vacant, Occasionally Used or Occupied by Households Not Eligible for Enumeration: 1990**

APPENDIX C

LIST OF UNPUBLISHED TABLES - POPULATION

Table

- U1 Non-Filipino Residents by Age Group and Sex: 1990**
- U2 Disabled Persons by Sex, Type of Disability: 1990**
- U3 Household Population 7 Years Old and Over by Highest Educational Attainment, Sex and by Single-Year Age Classification: 1990**
- U4 Household Population 7 Years Old and Over by Highest Educational Attainment, School Attendance During June 1989 to March 1990, Age Group, and Sex: 1990**
- U5 Household Population 7 Years Old and Over by School Attendance During June 1989 to March 1990, Age Group, and Sex: 1990**
- U6 Household Population 15 Years Old and Over with Post Secondary or College Degree by Specific Degree/Title and Sex: 1990**
- U7 Household Population 5 Years Old and Over by Ability to Speak Filipino by Age Group: 1990**
- U8 Language/Dialect Spoken in Households: 1990**
- U9 Household Population 15 Years Old and Over by Place of Present Residence and By Mother Usual Place of Residence at Person's Birth, Sex: 1990**
- U10 Household Population 15 Years Old and Over by Place of Present Residence, Place of Previous Residence, and Sex: 1990**
- U11 Household Population by Duration of Stay in Present Residence and Sex: 1990**
- U12 Household Population 15 Years Old and Over by Sex, Occupation Group (Major), and Highest Educational Attainment: 1990**

LIST OF UNPUBLISHED TABLES - POPULATION
(continued)**Table**

- U13 Ever-Married Women 15 to 49 Years Old by Number of Children Ever Born, and Age Group: 1990**
- U14 Ever-Married Women 15 to 49 Years Old by Age Group and Age at First Marriage: 1990**
- U15 Ever-Married Women 15 to 49 Years Old by Number of Children Ever Born and Highest Educational Attainment: 1990**
- U16 Ever-Married Women 15 to 49 Years Old by Number of Children Living and Age Group: 1990**
- U17 Ever-Married Women 15 to 49 Years Old by Number of Children Born Alive During the Last 12 Months, Number of Children Still Living and Age Group: 1990**
- U18 Household Population 5 Years Old and Over by Present Residence, Place of School and Sex: 1990**
- U19 Household Population 15 Years Old and Over by Present Residence, Place of Work and Sex: 1990**

APPENDIX D

LIST OF UNPUBLISHED TABLES - HOUSING

Table

- U1 Occupants by Type of Building, Fuel Used for Lighting: 1990**
- U2 Occupants by Type of Building and Main Source of Drinking Water: 1990**
- U3 Occupants by Type of Building and Kind of Toilet Facility Used: 1990**
- U4 Households by Type of Building and Fuel Used for Lighting: 1990**
- U5 Households by Type of Building and Main Source of Drinking Water: 1990**
- U6 Households by Type of Building and Kind of Toilet Facility Used: 1990**
- U7 Households by Year Built, Construction Materials of the Roof and Outer Walls: 1990**
- U8 Households By Ownership of Land: 1990**

CPH FORM 1
May 1, 1990

Republic of the Philippines
NATIONAL STATISTICS OFFICE
 Manila

CONFIDENTIALITY:

This census is authorized by Commonwealth Act No. 591 and B.P. Blg. 72.

All information is held strictly **CONFIDENTIAL**.

*1990 Census
of
Population and Housing*

NSCB Approval No.
 A0477-R191-MS

Expires on -
 December 31, 1990

LISTING BOOKLET

GEOGRAPHIC IDENTIFICATION

Province _____

--	--

City/Municipality _____

--	--

Barangay _____

--	--	--

Enumeration Area No.

--	--

Random Start


No. of Sample Households

--

Total Listing Pages Used

PROCESSING RECORD

	ACTIVITY	DATE		SIGNATURE OF PERSON RESPONSIBLE	REMARKS
		Started	Finished		
EN	Listing and Enumeration				
T S	Receipt				
	Verification of Computation of Sheet Totals				
C A	Receipt				
	Verification of Geographic Identification				
S	Verification of Questionnaires vs. Listing				



APPENDIX E

ENUMERATOR'S DAILY ACCOMPLISHMENT AND QUESTIONNAIRE TRANSMITTAL RECORD

DATE (May)	NUMBER OF HOUSEHOLDS ENUMERATED		REMARKS	NO. OF QUESTIONNAIRES						TS SIGNATURE AND REMARKS
	Daily	Cumulative Total		SUBMITTED TO TEAM SUPERVISOR			RETURNED BY TEAM SUPERVISOR			
				FORM 2	FORM 3	FORM 4	FORM 2	FORM 3	FORM 4	
1										
2										
3										
4										
5										
6										
7										
8										
9										
10										
11										
12										
13										
14										
15										
16										
17										
18										
19										
20										

NOTES:

**CPH FORM 2
MAY 1, 1990**

Republic of the Philippines
NATIONAL STATISTICS OFFICE
Manila

CONFIDENTIALITY:

This census is authorized by Commonwealth Act No. 591 and B. P. Blg. 72.

All information is held strictly **CONFIDENTIAL**.

NSCB Approval No.
A0477-R192-MS

Expires on -
December 31, 1990

*1990 Census
of
Population and Housing*

COMMON HOUSEHOLD QUESTIONNAIRE

GEOGRAPHIC IDENTIFICATION

Booklet _____ of _____ booklets

Province	_____	<input type="text"/>	<input type="text"/>
City/Municipality	_____	<input type="text"/>	<input type="text"/>
Barangay	_____	<input type="text"/>	<input type="text"/>
Enumeration Area No.	<input type="text"/>	<input type="text"/>
CB Building Serial No.	<input type="text"/>	<input type="text"/>
Building Serial No.	<input type="text"/>	<input type="text"/>
Housing Unit Serial No.	<input type="text"/>	<input type="text"/>
Household Serial No.	<input type="text"/>	<input type="text"/>
Line Number of Respondent	<input type="text"/>	<input type="text"/>
Name of Household Head	_____		
Address	_____		
	(House No. and Street Name or Name of Sitio)		

CERTIFICATION

I hereby certify that the data set forth were obtained/reviewed by me personally and in accordance with the instructions.

Signature Over Printed Name of Enumerator

Date Accomplished

Signature Over Printed Name of Team Supervisor

Date Reviewed

APPENDIX F

NAME		POPULATION						
		ALL						
		Relation- ship to HH Head	Age		Sex	Marital Status	Religious Affiliation	
LINE NUMBER	Who is the head of this household? Who are the persons usually residing here as of May 1, 1990?	ENTER 1 IF OVER- SEAS WORK- ER 2 IF OTH- ER- WISE.	What is ___'s rela- tionship to the house- hold head?	Date of Birth	What is ___'s age as of his/ her last birthday?	1 M A L E 2 F E M A L E EN- CIRCLE CODE	What is ___'s marital status? ENTER CODE 1 Single 2 Married 3 Widowed 4 Divorced/ Separated 5 Others 6 Unknown FOR PERSONS BELOW 10 YEARS OLD ENTER '1'.	What is ___'s religious affil- iation? ENTER APPROPRIATE CODE LISTED BELOW. IF OTHERS, SPECIFY.
	LIST IN THIS ORDER (FAMILY NAME FIRST)			ENTER MONTH AND YEAR.	IF AGE IS LESS THAN ONE YEAR, ENTER '00'.			
	Head Spouse of the head Never-married children of head/spouse (oldest to youngest) Ever-married children of head/spouse and their families (oldest to youngest) Other relatives of head Non-relatives of head (BE SURE TO INCLUDE BABIES AND ELDERLY PER- SONS AND MEMBERS OF HOUSEHOLDS TEMPORARILY AWAY ON VACATION, ON BUSINESS, IN THE HOSPITAL, ETC.) ENCIRCLE LINE NO. OF RESPONDENT							
	(P1)	(P2)	(P3)	(P4)	(P5)	(P6)	(P7)	(P8)
	01		01	Mo. _____ Yr. _____		1 M 2 F		
	02			Mo. _____ Yr. _____		1 M 2 F		
	03			Mo. _____ Yr. _____		1 M 2 F		
	04			Mo. _____ Yr. _____		1 M 2 F		
	05			Mo. _____ Yr. _____		1 M 2 F		
06			Mo. _____ Yr. _____		1 M 2 F			
07			Mo. _____ Yr. _____		1 M 2 F			
08			Mo. _____ Yr. _____		1 M 2 F			
ARE THERE MORE THAN 8 MEMBERS IN THIS HOUSEHOLD? 1 Yes, USE ANOTHER BOOKLET 2 No	Codes for P3, Relationship to Household Head				Codes for P8, Religious Affiliation			
	01 Head 02 Spouse 03 Son 04 Daughter 05 Stepson 06 Stepdaughter 07 Son-in-law 08 Daughter-in-law 09 Grandson 10 Granddaughter	11 Father 12 Mother 13 Brother 14 Sister 15 Uncle 16 Aunt 17 Nephew 18 Niece 19 Other Relative 00 Non-relative	00 None 01 Roman Catholic 02 Aglipay 03 Islam 04 Iglesia ni Cristo 05 United Churches of Christ in the Phil. Others, specify					

CENSUS QUESTIONS

PERSONS

5 YEARS OLD AND OVER

Citizenship		Disability		Residence 5 Years Ago	Literacy	Highest Educational Attainment	LINE NUMBER		
Is _____ a citizen of the Phil.?	What country is _____ a citizen of?	Does _____ have any physical or mental disability?	What type of disability does _____ have?	In what city/municipality and province did _____ reside on May 1, 1985?	Can _____ read & write a simple message in any language or dialect?	What is the highest grade/year completed by _____?			
ENCIRCLE CODE	ENTER APPROPRIATE CODE LISTED BELOW	ENCIRCLE CODE	ENTER APPROPRIATE CODE LISTED BELOW.	7 Foreign Country 8 Same City/ Municipality 9 Unknown	ENCIRCLE CODE	ENTER APPROPRIATE CODE LISTED BELOW.			
1 Yes, SKIP TO P11.	IF OTHERS, SPECIFY.	1 Yes	IF OTHERS, SPECIFY.	IF ANOTHER CITY/MUNICIPALITY, SPECIFY THE CITY/MUN. AND PROVINCE.	1 Yes	IF GRADUATE OF POST-SECONDARY OR COLLEGE COURSE, SPECIFY FIELD OF STUDY.			
2 No		2 No, SKIP TO P17.			2 No				
(P9)	(P10)	(P11)	(P12)	(P17)	(P19)	(P22)			
1 Y		1 Y			1 Y		01		
2 N		2 N			2 N				
1 Y		1 Y			1 Y		02		
2 N		2 N			2 N				
1 Y		1 Y			1 Y		03		
2 N		2 N			2 N				
1 Y		1 Y			1 Y		04		
2 N		2 N			2 N				
1 Y		1 Y			1 Y		05		
2 N		2 N			2 N				
1 Y		1 Y			1 Y		06		
2 N		2 N			2 N				
1 Y		1 Y			1 Y		07		
2 N		2 N			2 N				
1 Y		1 Y			1 Y		08		
2 N		2 N			2 N				
Codes for P10, Country of Citizenship		Codes for P12, Disability		Codes for P22, Highest Educational Attainment					
01 People's Republic of China		1 Blindness		0000 No Grade Completed					
02 U. S. A.		2 Deafness		0100 Pre-school					
03 Indonesia		3 Muteness		ELEMENTARY		HIGH SCHOOL		COLLEGE	
04 India		4 Deafness/Muteness		1100 Grade 1	2100 1st Year	3100 1st Year			
05 Japan		5 Speech Impairment		1200 Grade 2	2200 2nd Year	3200 2nd Year			
06 Iran		6 Mental Illness		1300 Grade 3	2300 3rd Year	3300 3rd Year			
07 Australia		7 Mental Retardation		1400 Grade 4	2400 4th Year	3400 4th Year			
08 United Kingdom		8 Orthopedic Handicap		1500 Grade 5	3000 Undergraduate	Post-	3500 5th Year		
Others, specify		9 Multiple Disability		1600 Grade 6 or 7	Secondary				
		0 Others, specify							

APPENDIX F

HOUSING CENSUS QUESTIONS

B1 TO B4 ARE TO BE ANSWERED BY MERE OBSERVATION. IF DOUBTFUL, ASK THE RESPONDENT.

B1 TYPE OF BUILDING/HOUSE

- 1 Single house
- 2 Duplex
- 3 Multi-unit residential (3 units or more)
- 4 Commercial/Industrial/Agricultural (office, factory, etc.)
- 5 Institutional living quarters (hotel, hospital, etc.)
- 6 Other housing unit (boat, cave, etc.)

ENTER CODE

B2 CONSTRUCTION MATERIAL OF THE ROOF

- 1 Galvanized iron/Aluminum
- 2 Tile/Concrete/Clay tile
- 3 Half galvanized iron and half concrete
- 4 Wood
- 5 Cogon/Nipa/Anahaw
- 6 Asbestos
- 7 Makeshift/Salvaged/Improvised materials
- 8 Others, specify _____

ENTER CODE

B3 CONSTRUCTION MATERIAL OF THE OUTER WALLS

- 01 Concrete/Brick/Stone
- 02 Wood
- 03 Half concrete/brick/stone and half wood
- 04 Galvanized iron/Aluminum
- 05 Bamboo/Sawali/Cogon/Nipa
- 06 Asbestos
- 07 Glass
- 08 Makeshift/Salvaged/Improvised materials
- 09 Others, specify _____
- 10 No walls

ENTER CODE

B4 STATE OF REPAIR

Determine the current condition of the building/house.

- 1 Needs no repair/needs minor repair
- 2 Needs major repair
- 3 Dilapidated/condemned
- 4 Under renovation/being repaired
- 5 Under construction
- 6 Unfinished construction

ENTER CODE

B5 IS TO BE ASKED FROM ANY HOUSEHOLD IN THE BUILDING/HOUSE.

B5 YEAR BUILDING/HOUSE WAS BUILT

When was this building/house built?

- | | |
|----------------|--------------------|
| 01 1990 | 07 1971 - 1980 |
| 02 1989 | 08 1961 - 1970 |
| 03 1988 | 09 1951 - 1960 |
| 04 1987 | 10 1950 or earlier |
| 05 1986 | 98 Not applicable |
| 06 1981 - 1985 | 99 Don't know |

ENTER CODE

D1 IS TO BE ASKED FROM ANY HOUSEHOLD IN THIS HOUSING UNIT.

D1 FLOOR AREA OF THIS HOUSING UNIT

What is the estimated floor area of this housing unit ?

SQUARE METERS SQUARE FEET

- | | | |
|----|--------------|---------------|
| 01 | less than 10 | less than 108 |
| 02 | 10 - 19 | 108 - 209 |
| 03 | 20 - 29 | 210 - 317 |
| 04 | 30 - 49 | 318 - 532 |
| 05 | 50 - 69 | 533 - 748 |
| 06 | 70 - 89 | 749 - 963 |
| 07 | 90 - 119 | 964 - 1286 |
| 08 | 120 - 149 | 1287 - 1609 |
| 09 | 150 - 199 | 1610 - 2147 |
| 10 | 200 and over | 2148 and over |

ENTER CODE

H4, H7, H11 AND H12 ARE TO BE ANSWERED BY ALL HOUSEHOLDS.

H4 TENURE STATUS OF THE HOUSING UNIT

What is the tenure status of this housing unit ?

- 1 Owned/being amortized
- 2 Rented _____
- 3 Being occupied for free with consent of owner _____
- 4 Being occupied for free without consent of owner _____

ENTER CODE, GO TO H11

ENTER CODE

H7 TENURE STATUS OF THE LOT

What is the tenure status of the lot ?

- 1 Owned/being amortized
- 2 Rented
- 3 Being occupied for free with consent of owner
- 4 Being occupied for free without consent of owner

ENTER CODE

H11 PRESENCE OF HOUSEHOLD CONVENIENCES

Does this household have the following household conveniences in working condition?

ENTER CODE

- | | | | | |
|----|----------------------|-------|------|----------------------|
| A | Radio/Radio cassette | 1 Yes | 2 No | <input type="text"/> |
| B. | Television | 1 Yes | 2 No | <input type="text"/> |
| C. | Refrigerator/Freezer | 1 Yes | 2 No | <input type="text"/> |
| D. | Telephone | 1 Yes | 2 No | <input type="text"/> |
| E. | Motor vehicle | 1 Yes | 2 No | <input type="text"/> |

H12 LAND OWNERSHIP

Does any member of this household own the following?

ENTER CODE

- | | | | | |
|----|---------------------------|-------|------|----------------------|
| A. | Other residential land(s) | 1 Yes | 2 No | <input type="text"/> |
| B. | Agricultural land(s) | 1 Yes | 2 No | <input type="text"/> |
| C. | Other land(s) | 1 Yes | 2 No | <input type="text"/> |

**CPH FORM 3
MAY 1, 1990**

Republic of the Philippines
NATIONAL STATISTICS OFFICE
Manila

CONFIDENTIALITY:

This census is authorized by Commonwealth Act No. 591 and B. P. Big 72.

All information is held strictly **CONFIDENTIAL**.

NSCB Approval No.
A0477-R193-MS

Expires on -
December 31, 1990

*1990 Census
of
Population and Housing*

SAMPLE HOUSEHOLD QUESTIONNAIRE

GEOGRAPHIC IDENTIFICATION

Booklet _____ of _____ booklets

Province	_____	<input type="text"/>	<input type="text"/>
City/Municipality	_____	<input type="text"/>	<input type="text"/>
Barangay	_____	<input type="text"/>	<input type="text"/>
Enumeration Area No.	<input type="text"/>	<input type="text"/>
CB Building Serial No.	<input type="text"/>	<input type="text"/>
Building Serial No	<input type="text"/>	<input type="text"/>
Housing Unit Serial No.	<input type="text"/>	<input type="text"/>
Household Serial No.	<input type="text"/>	<input type="text"/>
Line Number of Respondent	<input type="text"/>	<input type="text"/>
Name of Household Head	_____		
Address	_____		
	(House No. and Street Name or Name of Sitio)		

CERTIFICATION

I hereby certify that the data set forth were obtained/reviewed by me personally and in accordance with the instructions.

Signature Over Printed Name of Enumerator

Date Accomplished

Signature Over Printed Name of Team Supervisor

Date Reviewed

APPENDIX G

LINE NUMBER		POPULATION							
		ALL							
		Relationship to HH Head	Age		Sex	Marital Status	Religious Affiliation		
<p>Who is the head of this household? Who are the persons usually residing here as of May 1, 1990?</p> <p>LIST IN THIS ORDER (FAMILY NAME FIRST)</p> <p>Head Spouse of the head Never-married children of head/spouse (oldest to youngest) Ever-married children of head/spouse and their families (oldest to youngest) Other relatives of head Non-relatives of head</p> <p>(BE SURE TO INCLUDE BABIES AND ELDERLY PERSONS AND MEMBERS OF HOUSEHOLDS TEMPORARILY AWAY ON VACATION, ON BUSINESS, IN THE HOSPITAL, ETC.)</p> <p>ENCIRCLE LINE NO. OF RESPONDENT</p>		<p>ENTER</p> <p>1 IF OVERSEAS WORKER</p> <p>2 IF OTHERWISE</p>	<p>What is _____'s relationship to the household head?</p> <p>ENTER APPROPRIATE CODE LISTED BELOW.</p>	<p>Date of Birth</p> <p>ENTER MONTH AND YEAR.</p>	<p>What is _____'s age as of his/her last birthday?</p> <p>IF AGE IS LESS THAN ONE YEAR, ENTER "00".</p>	<p>1 M A L E</p> <p>2 F E M A L E</p> <p>EN-CIRCLE CODE</p>	<p>What is _____'s marital status?</p> <p>ENTER CODE</p> <p>1 Single 2 Married 3 Widowed 4 Divorced/Separated 5 Other's 6 Unknown</p> <p>FOR PERSONS BELOW 10 YEARS OLD ENTER "1"</p>	<p>What is _____'s religious affiliation?</p> <p>ENTER APPROPRIATE CODE LISTED BELOW.</p> <p>IF OTHERS, SPECIFY.</p>	
		(P1)	(P2)	(P3)	(P4)	(P5)	(P6)	(P7)	(P8)
01			01	Mo. _____ Yr. _____		1 M 2 F			
02				Mo. _____ Yr. _____		1 M 2 F			
03				Mo. _____ Yr. _____		1 M 2 F			
04				Mo. _____ Yr. _____		1 M 2 F			
05				Mo. _____ Yr. _____		1 M 2 F			
06				Mo. _____ Yr. _____		1 M 2 F			
07				Mo. _____ Yr. _____		1 M 2 F			
08				Mo. _____ Yr. _____		1 M 2 F			
<p>ARE THERE MORE THAN 8 MEMBERS IN THIS HOUSEHOLD?</p> <p>1 Yes; USE ANOTHER BOOKLET</p> <p>2 No</p>		<p>Codes for P3, Relationship to Household Head</p> <p>01 Head 02 Spouse 03 Son 04 Daughter 05 Stepson 06 Stepdaughter 07 Son-in-law 08 Daughter-in-law 09 Grandson 10 Granddaughter</p>				<p>Codes for P8, Religious Affiliation</p> <p>00 None 01 Roman Catholic 02 Aglipay 03 Islam 04 Iglesia ni Cristo 05 United Churches of Christ in the Phil. Others, specify</p>			

CENSUS QUESTIONS

PERSONS					5 YEARS OLD AND OVER			LINE NUMBER
Citizenship		Disability		Mother Tongue	Mother's Usual Residence	Previous Residence		
<i>Is _____ a citizen of the Phil.?</i>	<i>What country is _____ a citizen of?</i>	<i>Does _____ have any physical or mental disability?</i>	<i>What type of disability does _____ have?</i>	<i>What was _____'s dialect/ language spoken at earliest childhood?</i>	<i>Where was _____'s mother's usual residence at the time of his/ her birth?</i>	<i>In what city/ municipality did _____ live before moving to this place?</i>	<i>When did _____ move to this city/ municipality?</i>	
ENCIRCLE CODE 1 Yes, SKIP TO P11. 2 No	ENTER APPROPRIATE CODE LISTED BELOW. IF OTHERS, SPECIFY.	ENCIRCLE CODE 1 Yes 2 No, SKIP TO P13.	ENTER APPROPRIATE CODE LISTED BELOW. IF OTHERS, SPECIFY.	ENTER APPROPRIATE CODE LISTED BELOW IF OTHERS, SPECIFY.	7 Foreign country 8 Same city/municipality 9 Unknown IF ANOTHER CITY/MUN., SPECIFY CITY/ MUNICIPALITY AND PROVINCE.	ENTER '0' IF SINCE BIRTH. OTHERWISE, ENTER MONTH AND YEAR.		
(P9)	(P10)	(P11)	(P12)	(P13)	(P14)	(P15)	(P16)	
1 Y		1 Y					Mo. _____	01
2 N		2 N					Yr. _____	
1 Y		1 Y					Mo. _____	02
2 N		2 N					Yr. _____	
1 Y		1 Y					Mo. _____	03
2 N		2 N					Yr. _____	
1 Y		1 Y					Mo. _____	04
2 N		2 N					Yr. _____	
1 Y		1 Y					Mo. _____	05
2 N		2 N					Yr. _____	
1 Y		1 Y					Mo. _____	06
2 N		2 N					Yr. _____	
1 Y		1 Y					Mo. _____	07
2 N		2 N					Yr. _____	
1 Y		1 Y					Mo. _____	08
2 N		2 N					Yr. _____	
Codes for P10, Country of Citizenship		Codes for P12, Disability			Codes for P13, Mother Tongue			
01	People's Republic of China	1	Blindness	01	Tagalog	07	Pangasinan	
02	U.S.A.	2	Deafness	02	Cebuano	08	Waray	
03	Indonesia	3	Muteness	03	Hiligaynon	09	Bicol	
04	India	4	Deafness/Muteness	04	Ilocano	10	Maguindanao	
05	Japan	5	Speech Impairment	05	Ibanag	11	Maranao	
06	Iran	6	Mental Illness	06	Pampango		Others, specify	
07	Australia	7	Mental Retardation					
08	United Kingdom	8	Orthopedic Handicap					
	Others, specify	9	Multiple Disability					
		0	Others, specify					

APPENDIX G

POPULATION

LINE NUMBER	5 YEARS OLD AND OVER					10 YEARS		
	Residence 5 Years Ago	Language	Literacy	School Attendance	Place of School	Highest Educational Attainment	Usual Activity/Occupation	Kind of Business
	<i>In what city/municipality did _____ reside on May 1, 1985?</i>	<i>Is _____ able to speak Tagalog/Filipino?</i>	<i>Can _____ read & write a simple message in any language or dialect?</i>	<i>Did _____ attend school at anytime from June 1989 to March 1990?</i>	<i>In what city/municipality did _____ attend school?</i>	<i>What is the highest grade/year completed by _____?</i>	<i>What was _____'s usual activity/occupation during the past twelve months?</i>	<i>In what kind of business or industry did _____ work during the past twelve months?</i>
	7 Foreign Country 8 Same City/Municipality 9 Unknown IF ANOTHER CITY/MUN., SPECIFY CITY/MUN. AND PROVINCE.	ENCIRCLE CODE 1 Yes 2 No	ENCIRCLE CODE 1 Yes 2 No	ENCIRCLE CODE 1 Yes 2 No SKIP TO P22	7 Foreign Country 8 Same City/Municipality 9 Unknown IF ANOTHER CITY/MUN., SPECIFY CITY/MUN. AND PROVINCE.	IF GRADUATE OF POST-SECONDARY OR COLLEGE COURSE, SPECIFY FIELD OF STUDY.	DESCRIBE OCCUPATION AS FULLY AS POSSIBLE. Examples: Palay Farmer Filing Clerk Fruit Vendor Student, etc. IF HOUSEWIFE, STUDENT, OR RETREE, SKIPTO P25.	DESCRIBE INDUSTRY AS FULLY AS POSSIBLE. Examples: Palay Farming Textile Manufacturing Fruit Retailing
	(P17)	(P18)	(P19)	(P20)	(P21)	(P22)	(P23)	(P24)
01		1 Y 2 N	1 Y 2 N	1 Y 2 N				
02		1 Y 2 N	1 Y 2 N	1 Y 2 N				
03		1 Y 2 N	1 Y 2 N	1 Y 2 N				
04		1 Y 2 N	1 Y 2 N	1 Y 2 N				
05		1 Y 2 N	1 Y 2 N	1 Y 2 N				
06		1 Y 2 N	1 Y 2 N	1 Y 2 N				
07		1 Y 2 N	1 Y 2 N	1 Y 2 N				
08		1 Y 2 N	1 Y 2 N	1 Y 2 N				

Codes for P22, Highest Educational Attainment

0000 No Grade Completed
0100 Pre-school

Elementary

1100 Grade 1
1200 Grade 2
1300 Grade 3
1400 Grade 4
1500 Grade 5
1600 Grade 6 or 7

High School

2100 1st Year
2200 2nd Year
2300 3rd Year
2400 4th Year
3000 Undergraduate Post-Secondary

College

3100 1st Year
3200 2nd Year
3300 3rd Year
3400 4th Year
3500 5th Year

CENSUS QUESTIONS											LINE NUMBER
OLD AND OVER							FOR FEMALES 15-49 YEARS				
Employment Status	Occupation in Past Week	Industry in Past Week	Place of Work	Availability for Work	Looking for Work	Reason for not Looking for Work	Fertility				
<i>Did</i> have a job or business during the past seven days?	<i>What was</i> 's activity/occupation during the past seven days?	<i>In what kind of</i> business or industry did work during the past seven days?	<i>In what city/ municipality did</i> work during the past seven days? 7 Foreign Country 8 Same City/ Municipality 9 Unknown	<i>Was</i> available for work during the past seven days? EN-CIRCLE CODE	<i>Did</i> look for work during the past seven days? EN-CIRCLE CODE	<i>Why did</i> not look for work? ENTER APPROPRIATE CODE LISTED BELOW. IF OTHERS, SPECIFY.	<i>How many</i> children have been born alive to	<i>How many</i> are still living?	<i>How many</i> children were born alive to from May 1, 1989 to April 30, 1990?	<i>What was</i> 's age at first marriage?	
EN-CIRCLE CODE 1 Yes 2 No, SKIP TO P29.	DESCRIBE OCCUPATION AS FULLY AS POSSIBLE.	DESCRIBE INDUSTRY AS FULLY AS POSSIBLE.	IF ANOTHER CITY/MUN., SPECIFY CITY/MUN. AND PROVINCE. SKIP TO P32.	1 Yes 2 No, SKIP TO P32.	1 Yes, SKIP TO P32 2 No		IF NONE, ENTER "00".	F NONE, ENTER "00".	ENTER ACTUAL NUMBER.	ENTER AGE.	
(P25)	(P26)	(P27)	(P28)	(P29)	(P30)	(P31)	(P32)	(P33)	(P34)	(P35)	
1 Y 2 N				1 Y 2 N	1 Y 2 N						01
1 Y 2 N				1 Y 2 N	1 Y 2 N						02
1 Y 2 N				1 Y 2 N	1 Y 2 N						03
1 Y 2 N				1 Y 2 N	1 Y 2 N						04
1 Y 2 N				1 Y 2 N	1 Y 2 N						05
1 Y 2 N				1 Y 2 N	1 Y 2 N						06
1 Y 2 N				1 Y 2 N	1 Y 2 N						07
1 Y 2 N				1 Y 2 N	1 Y 2 N						08

Codes for P31, Reason for not Looking for Work

1 Believe no work available	6 Too young, too old or retired,
2 Awaiting results of previous job application	7 permanent disability
3 Temporary illness/disability	8 Housekeeping
4 Bad weather	9 Schooling
5 Waiting for rehire/job recall	Others, specify

REMARKS:

APPENDIX G

HOUSING CENSUS QUESTIONS

B1 TO B4 ARE TO BE ANSWERED BY MERE OBSERVATION. IF DOUBTFUL, ASK THE RESPONDENT.

D1 IS TO BE ASKED FROM ANY HOUSEHOLD IN THIS HOUSING UNIT.

B1 TYPE OF BUILDING/HOUSE

- 1 Single house
- 2 Duplex
- 3 Multi-unit residential (3 units or more)
- 4 Commercial/Industrial/Agricultural (office, factory, ricemill, etc.)
- 5 Institutional living quarters (hotel, hospital, etc.)
- 6 Other housing unit (boat, cave, etc.)

ENTER CODE

B2 CONSTRUCTION MATERIAL OF THE ROOF

- 1 Galvanized iron/Aluminum
- 2 Tile/Concrete/Clay tile
- 3 Half galvanized iron and half concrete
- 4 Wood
- 5 Cogon/Nipa/Anahaw
- 6 Asbestos
- 7 Makeshift/Salvaged/Improvised materials
- 8 Others, specify _____

ENTER CODE

B3 CONSTRUCTION MATERIAL OF THE OUTER WALLS

- 01 Concrete/Brick/Stone
- 02 Wood
- 03 Half concrete/brick/stone and half wood
- 04 Galvanized iron/Aluminum
- 05 Bamboo/Sawali/Cogon/Nipa
- 06 Asbestos
- 07 Glass
- 08 Makeshift/Salvaged/Improvised materials
- 09 Others, specify _____
- 10 No walls

ENTER CODE

B4 STATE OF REPAIR

Determine the current condition of the building/house.

- 1 Needs no repair/needs minor repair
- 2 Needs major repair
- 3 Dilapidated/Condemned
- 4 Under renovation/being repaired
- 5 Under construction
- 6 Unfinished construction

ENTER CODE

B5 IS TO BE ASKED FROM ANY HOUSEHOLD IN THE BUILDING.

B5 YEAR BUILDING/HOUSE WAS BUILT

When was this building/house built?

- | | |
|--------------|--------------------|
| 01 1990 | 07 1971-1980 |
| 02 1989 | 08 1961-1970 |
| 03 1988 | 09 1951-1960 |
| 04 1987 | 10 1950 or earlier |
| 05 1986 | 98 Not applicable |
| 06 1981-1985 | 99 Don't know |

ENTER CODE

D1 FLOOR AREA OF THE HOUSING UNIT

What is the estimated floor area of this housing unit?

SQUARE METERS SQUARE FEET

- | | | |
|----|--------------|---------------|
| 01 | Less than 10 | Less than 108 |
| 02 | 10 - 19 | 108 - 209 |
| 03 | 20 - 29 | 210 - 317 |
| 04 | 30 - 49 | 318 - 532 |
| 05 | 50 - 69 | 533 - 748 |
| 06 | 70 - 89 | 749 - 963 |
| 07 | 90 - 119 | 964 - 1286 |
| 08 | 120 - 149 | 1287 - 1609 |
| 09 | 150 - 199 | 1610 - 2147 |
| 10 | 200 and over | 2148 and over |

ENTER CODE

H1 TO H3 ARE TO BE ANSWERED BY ALL HOUSEHOLDS.

H1 FUEL FOR LIGHTING

What kind of fuel does this household use for lighting?

- 1 Electricity
- 2 Kerosene (gaas)
- 3 Liquefied petroleum gas (LPG)
- 4 Oil (vegetable, animal, etc.)
- 5 Others, specify _____

ENTER CODE

H2 FUEL FOR COOKING

What fuel does this household use most of the time for cooking?

- 1 Electricity
- 2 Kerosene (gaas)
- 3 Liquefied petroleum gas (LPG)
- 4 Charcoal
- 5 Wood
- 6 Others, specify _____
- 7 None

ENTER CODE

H3 MAIN SOURCE OF DRINKING WATER

What is this household's main source of drinking water?

- 1 Own use, faucet, community water system
- 2 Shared, faucet, community water system
- 3 Own use, tubed/piped deep well
(at least 100 feet or 30 meters deep)
- 4 Shared, tubed/piped deep well
(at least 100 feet or 30 meters deep)
- 5 Tubed/piped shallow well
- 6 Dug well
- 7 Spring, lake, river, rain, etc.
- 8 Peddler

ENTER CODE

HOUSING CENSUS QUESTIONS

H4 TO H13 ARE TO BE ANSWERED BY ALL HOUSEHOLDS.

H4 TENURE STATUS OF THE HOUSING UNIT

What is the tenure status of this housing unit?

- 1 Owned/Being amortized
- 2 Rented → ENTER CODE, GO TO H8
- 3 Being occupied for free with consent of owner → ENTER CODE, GO TO H9
- 4 Being occupied for free without consent of owner → ENTER CODE, GO TO H9

ENTER CODE

H5 ACQUISITION OF HOUSING UNIT

How did you acquire this housing unit?

- 1 Purchased
- 2 Constructed by the owner/occupants with or without help of friends/relatives
- 3 Constructed by hired/skilled workers
- 4 Constructed by an organized contractor
- 5 Inherited
- 6 Others (lottery, gift) → ENTER CODE, GO TO H7

ENTER CODE

H6 SOURCE OF FINANCING

Did you avail of the following sources of financing in the construction/purchase of this housing unit?

A. Own resources/interest-free loans from relatives/friends	1 Yes	2 No	ENTER CODE <input type="text"/>
B. Government assistance: PAG-IBIG, GSIS, SSS, DBP, etc.	1 Yes	2 No	ENTER CODE <input type="text"/>
C. Private banks/foundations/cooperatives	1 Yes	2 No	ENTER CODE <input type="text"/>
D. Employer assistance	1 Yes	2 No	ENTER CODE <input type="text"/>
E. Private persons	1 Yes	2 No	ENTER CODE <input type="text"/>
F. Others, specify _____	1 Yes	2 No	ENTER CODE <input type="text"/>

H7 TENURE STATUS OF THE LOT

What is the tenure status of the lot?

- 1 Owned/Being amortized
- 2 Rented
- 3 Being occupied for free with consent of owner → ENTER CODE, GO TO H9
- 4 Being occupied for free without consent of owner → ENTER CODE, GO TO H9

ENTER CODE

H8 MONTHLY RENTAL OF HOUSING UNIT AND/OR LOT

How much is the monthly rental?

01 Below ₱ 50	07 500 - 699
02 50 - 99	08 700 - 999
03 100 - 149	09 1000 - 1499
04 150 - 199	10 1500 - 1999
05 200 - 299	11 2000 - 4999
06 300 - 499	12 5000 and over

ENTER CODE

H9 KIND OF TOILET FACILITY

What type of toilet facility does this household use?

- 1 Water-sealed, sewer/septic tank, used exclusively by the household
- 2 Water-sealed, sewer/septic tank, shared with other households
- 3 Water-sealed, other depository, used exclusively by the household
- 4 Water-sealed, other depository, shared with other households
- 5 Closed pit (without a water-sealed bowl and the depository is constructed usually of large circular tubes made of concrete or clay covered on top and has a small opening: antipolo, etc.)
- 6 Open pit (same as closed pit but without covering)
- 7 Others (pail system, etc.)
- 8 None

ENTER CODE

Water-sealed bowls are those where after water is flushed or poured into the bowl, a small amount of water is left and seals the bottom of the bowl from the pipe leading to the depository.

H10 USUAL MANNER OF GARBAGE DISPOSAL

How does this household usually dispose of its kitchen garbage such as left-over food, peelings of fruits and vegetables, fish and chicken entrails, etc.?

- 1 Picked up by garbage truck
- 2 Dumping in individual pit (not burned)
- 3 Burning
- 4 Composting (later used as fertilizer)
- 5 Burying
- 6 Feeding to animals
- 7 Others, specify _____

ENTER CODE

H11 PRESENCE OF HOUSEHOLD CONVENIENCES

Does this household have the following household conveniences in working condition?

A. Radio/Radio cassette	1 Yes	2 No	ENTER CODE <input type="text"/>
B. Television	1 Yes	2 No	ENTER CODE <input type="text"/>
C. Refrigerator/Freezer	1 Yes	2 No	ENTER CODE <input type="text"/>
D. Telephone	1 Yes	2 No	ENTER CODE <input type="text"/>
E. Motor Vehicle	1 Yes	2 No	ENTER CODE <input type="text"/>

H12 LAND OWNERSHIP

Does any member of this household own the following?

A. Other residential land(s)	1 Yes	2 No	ENTER CODE <input type="text"/>
B. Agricultural land(s)	1 Yes	2 No	ENTER CODE <input type="text"/>
C. Other land(s)	1 Yes	2 No	ENTER CODE <input type="text"/>

H13 LANGUAGE/DIALECT GENERALLY SPOKEN

What is the language/dialect generally spoken at home by members of this household?

01 Tagalog	08 Waray
02 Cebuano	09 Bicol
03 Hiligaynon	10 Maguindanao
04 Ilocano	11 Maranao
05 Ibanag	12 Tausug
06 Pampango	Others, specify _____
07 Pangasinan	

ENTER CODE