

# *1990 Census of Population and Housing*

REPORT NO. 3 - 9 F: SOCIO-ECONOMIC AND DEMOGRAPHIC  
CHARACTERISTICS



## *BACOLOD CITY*



Republic of the Philippines  
**NATIONAL STATISTICS OFFICE**  
Manila  
June 1992

**REPUBLIC OF THE PHILIPPINES**

*HER EXCELLENCY*

**PRESIDENT CORAZON C. AQUINO**

**NATIONAL STATISTICAL COORDINATION BOARD**

**Honorable Cayetano W. Paderanga**  
*Chairman*

**NATIONAL STATISTICS OFFICE**

**Tomas P. Africa**  
*Administrator*

**Nelia R. Marquez**  
*Deputy Administrator*

**Luisa T. Engracia**  
*Director II*  
*National Census and Household Surveys Department*

## **FOREWORD**

**Batas Pambansa Blg. 72 requires that a census of population be conducted every ten years. On this basis, the 1990 Census of Population and Housing was undertaken by the National Statistics Office in May 1990.**

**The results of the census are strategically used by many sectors. The size of the population determines the number of representation by congressional districts in the House of Representatives. It is also the basis for redrawing congressional boundaries, for determining share of internal revenues for barangays, cities and municipalities, for the creation and conversion of various administrative geographic units, and for many other political and administrative purposes.**

**To planners and government executives, the results of the census provide the basic information needed to effect an efficient and judicious allocation of government resources and services. To the general public, statistics from the census provide an understanding of the demographic, social, and economic characteristics of the Filipino people, knowledge which can help them chart their own destiny.**

**This report is one of many that will be prepared to disseminate the results of the 1990 Census of Population and Housing. In this report, which is published by province and highly urbanized city, the socio-economic and demographic characteristics of the population and households are presented.**

**The 1990 census would not have been successful had it not been for the services rendered by the various entities, both private and public, and the cooperation of the general populace. To them the National Statistics Office extends its deep appreciation for their support in this most important undertaking. More specifically, the valuable assistance or contribution of the following is acknowledged:**

- **Department of Education, Culture and Sports for the involvement of over 55,000 public school teachers who served as enumerators and supervisors;**
- **Department of National Defense for facilitating the enumeration of military camps and provision of transport facilities;**
- **Department of Foreign Affairs for coordinating the enumeration of embassies, consulates and missions abroad;**
- **Department of Social Welfare and Development for the enumeration of the homeless population;**

- the members of the National Statistical Coordination Board for lending out their logistics during the field enumeration phases;
- the members of the Provincial and City/Municipal Census Boards, chaired by the governors and mayors, respectively, for assisting in the field operations;
- the barangay captains for endorsing and facilitating the conduct of the census in their respective areas of jurisdiction;
- the print and broadcast media for the generous and whole-hearted communication support;
- the church leaders who endorsed the project to their laity from the pulpit;
- and most of all, the over 10 million individuals for serving as respondents in the census interviews, for their unwavering support to the decennial census taking.

The successful conduct of the 1990 Census of Population and Housing is proof that national development emanates from concerted national effort.

  
**TOMAS P. AFRICA**  
 Administrator

Manila  
 June 1992

# CONTENTS

Page

## EXPLANATORY TEXT

Introduction	ix
Authority for Conducting the 1990 Census	ix
Census Boards	ix
Methods of Enumeration and Use of Sampling	x
Place Where Enumerated	xi
Content and Coverage of this Publication	xi
Definition of Terms and Concepts	xii

MAP: Population Map of Bacolod City	xxiv
-------------------------------------	------

## LIST OF TABLES

1	Population Enumerated in Various Censuses by Barangay: 1970-1990	1
2	Household Population by Single-Year Age Classification and Sex: 1990	3
3	Household Population by Age Group and Sex: 1990	5
4	Household Population 10 Years Old and Over by Age Group, Sex and Marital Status: 1990	6
5	Household Population by Religious Affiliation and Sex: 1990	7
6	Household Population by Sex and Citizenship: 1990	8
7	Disabled Persons by Age Group, Sex and Type of Disability: 1990	9
8	Literacy of the Household Population 10 Years Old and Over by Age Group and Sex: 1990	10
9	Household Population 7 Years Old and Over by Highest Educational Attainment and Age Group: 1990	11
10	Household Population by Mother Tongue and Sex: 1990	12

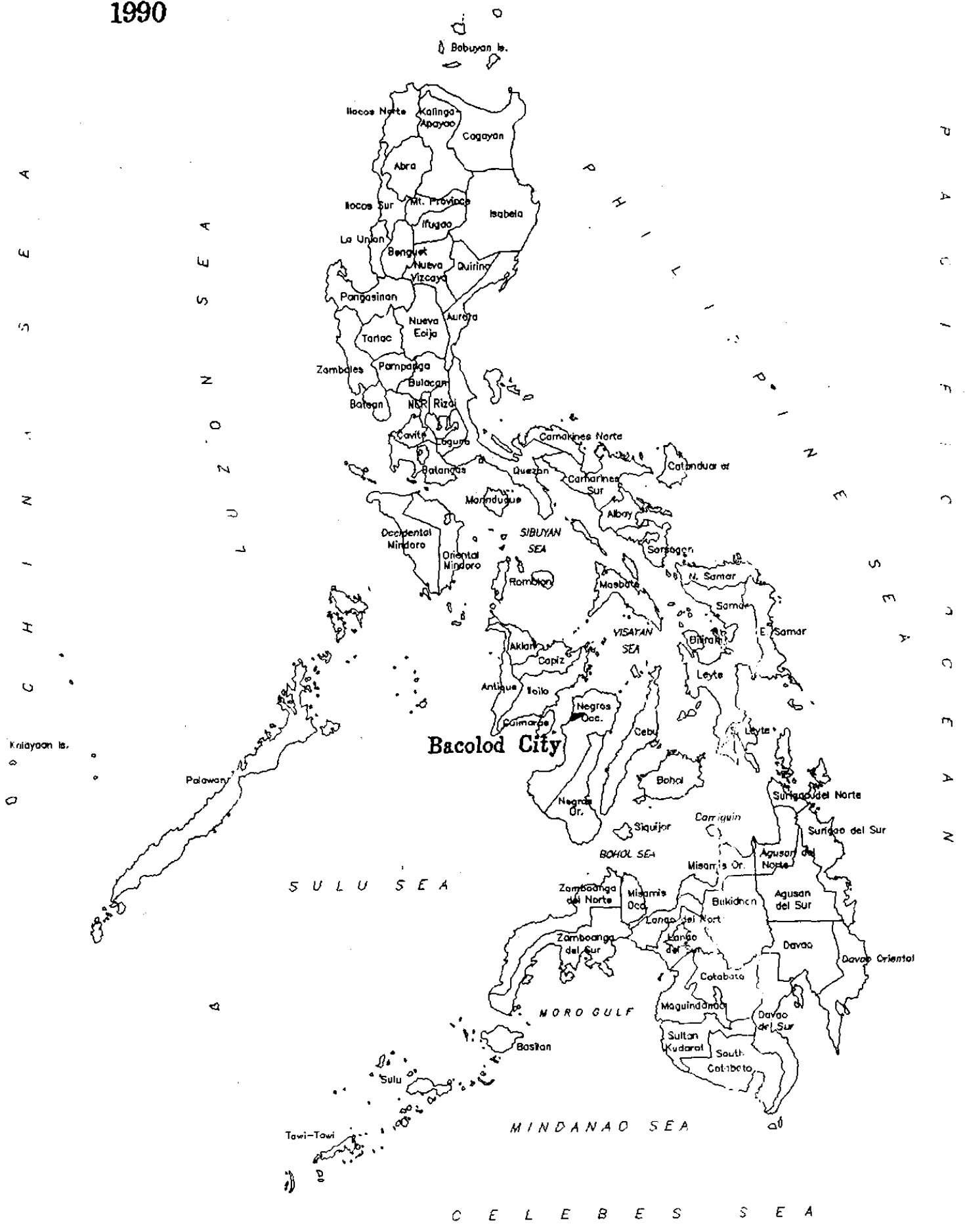
11	<b>Language or Dialect Generally Spoken in the Households: 1990</b>	<b>13</b>
12	<b>Household Population 5 Years Old and Over by Place of Residence, Sex and Place of Present Residence 5 Years Ago: 1990</b>	<b>13</b>
13	<b>Household Population by Relationship to Household Head and Household Size: 1990</b>	<b>14</b>
14	<b>Number of Households by Age Group and Sex of Household Head and Household Size: 1990</b>	<b>15</b>
15	<b>Household Population 15 Years Old and Over by Occupation Group (Major and Minor): 1990</b>	<b>16</b>
16	<b>Household Population 15 Years Old and Over by Occupation Group (Major) Age Group and Sex: 1990</b>	<b>20</b>
17	<b>Gainful Workers 15 Years Old and Over by Occupation Group (Major) and Industry Group (Major): 1990</b>	<b>22</b>
18	<b>Household Population 15 Years Old and Over by Employment Status, Age Group and Sex: 1990</b>	<b>23</b>
19	<b>Employed Persons 15 Years Old and Over by Occupation Group (Major) and Industry Group (Major) in the Past Week: 1990</b>	<b>24</b>
20	<b>Unemployed Persons 15 Years Old and Over by Age Group, Sex and Highest Educational Attainment: 1990</b>	<b>25</b>
21	<b>Ever-Married Women 15 to 49 Years Old by Number of Children Ever Born and Age Group: 1990</b>	<b>27</b>
22	<b>Ever-Married Women 15 to 49 Years Old by Age Group and Age at First Marriage: 1990</b>	<b>27</b>
23	<b>Overseas Workers by Age Group and Highest Educational Attainment: 1990</b>	<b>28</b>
24	<b>Households by Type of Household Amenities : 1990</b>	<b>29</b>
25	<b>Households by Presence of Household Conveniences : 1990</b>	<b>30</b>

## **APPENDICES**

<b>A</b>	<b>Batas Pambansa Blg. 72 (An Act Providing for the Taking of an Integrated Census Every Ten Years Beginning in the Year Nineteen Hundred and Eighty and for Other Purposes)</b>	<b>33</b>
<b>B</b>	<b>List of Tables in CPH Report No. 4 (Housing Statistics)</b>	<b>36</b>
<b>C</b>	<b>List of Unpublished Tables - Population</b>	<b>38</b>
<b>D</b>	<b>List of Unpublished Tables - Housing</b>	<b>40</b>
<b>E</b>	<b>Listing Sheet (CPH Form 1)</b>	<b>41</b>
<b>F</b>	<b>Common Household Questionnaire (CPH Form 2)</b>	<b>45</b>
<b>G</b>	<b>Sample Household Questionnaire (CPH Form 3)</b>	<b>49</b>

# PHILIPPINES 1990

LUZON STRAIT





## **EXPLANATORY TEXT**

### **Introduction**

In May 1990, the National Statistics Office conducted the 1990 Census of Population and Housing (CPH). This nationwide undertaking is the 9th population census and 4th housing census conducted in the century.

Like the 1980 census, the 1990 CPH is designed to take an inventory of the total population and housing units in the Philippines and to collect information about their characteristics. The census of population is the source of information on the size and distribution of the population as well as information about the demographic, social, economic and cultural characteristics. The census of housing, on the other hand, provides information on the supply of housing units, their structural characteristics and facilities which have bearing on the maintenance of privacy, health and the development of normal family living conditions. These information are vital for making rational plans and programs for development.

Pursuant to the provision of Batas Pambansa Blg. 72, a final report on total population, total household population, and number of households at the barangay level was submitted to the President and was approved under Proclamation No. 688 dated February 21, 1991. This report had already been published as 1990 CPH Report No. 2.

### **Authority for Conducting the 1990 Census**

Under Commonwealth Act No. 591, the Bureau of the Census and Statistics (now

National Statistics Office) is authorized "to prepare for and undertake all censuses of population, agriculture, industry and commerce."

Batas Pambansa Blg. 72, which was passed on June 11, 1980, further accorded the National Statistics Office the authority to conduct population censuses every ten years beginning in 1980 without prejudice to the undertaking of special censuses on agriculture, industry, commerce, housing and other sectors as may be approved by the National Economic and Development Authority.

More recently, Executive Order No. 121, otherwise known as the Reorganization Act of the Philippine Statistical System, which was passed on January 30, 1987, declared that the NSO shall be the major statistical agency responsible for generating general purpose statistics and undertaking such censuses and surveys as may be designated by the National Statistical Coordination Board (NSCB).

It may be mentioned that Presidential Proclamation No. 497 declared 1990 as a National Census Year and called upon all heads of departments of the government and their instrumentalities to give their support and cooperation in the census undertaking.

### **Census Boards**

Aside from the authority to conduct censuses every ten years, Batas Pambansa Blg. 72 created the National Census Coordinating Board (NCCB) to supervise, coordinate and issue such rules and regulations, as may be necessary, for the successful conduct of the census. Provincial, City and Municipal Census Boards were also created to assist at

the subnational level in the conduct of the population census.

Executive Order No. 121 created the National Statistical Coordination Board (NSCB) to oversee all statistical activities in the Philippine Statistical Systems and therefore has taken over the functions of the NCCB. However, the NSO remains to be the implementing agency of the census.

A systematized involvement of the government agencies and instrumentalities was made possible largely through the concerted efforts of the members of the NSCB and the Provincial, City and Municipal Census Boards.

The NSCB is composed of the Director General of the National Economic and Development Authority as chairman, the Undersecretary of the Department of Budget as vice-chairman, a representative from the remaining departments with the rank of undersecretary, Deputy Governor of the Central Bank, Administrator of NSO, Executive Director of the Statistical Research and Training Center, Secretary General of the NSCB, and a representative from the private sector, as members. For purposes of the 1990 Census of Population and Housing, the Administrator of the NSO is the Executive Director of the NSCB.

At the local government level, Provincial and City/Municipal Census Boards were created. The Provincial Governor was the chairman of the Provincial Census Board with the Division Superintendent as vice chairman, the District Highway Engineer, the Provincial Commander of the Philippine Constabulary, the Local Government Operations Officer, the Provincial Agricultural Officer, the

Provincial Assessor, as members, with the Provincial Census Officer of the NSO as the Executive Officer.

The City/Municipal Board is composed of the City/Municipal Mayor as chairman, the District Supervisor, the City/Municipal Agricultural Officer, City/Municipal Government Officer, the Municipal Treasurer/City Assessor as members, with the City/Municipal Census Officer as Executive Officer.

### **Method of Enumeration and Use of Sampling**

The gathering of population and housing data was performed by census enumerators through house-to-house visits and interview of a responsible member of each household. The household was used as the enumeration unit. However, a complete listing of buildings which contain living quarters, including vacant ones, as well as housing units was done.

A combination of complete enumeration and sampling was adopted. For this census round, systematic cluster sampling was used instead of systematic random sampling to minimize the enumerator's selection bias. Each city/municipality was treated as a domain to obtain efficient and accurate estimates at the municipality level.

An enumeration area (EA), which is a delineated geographic area consisting of about 300 to 400 households, was divided into clusters of five (5) households and the corresponding number of samples of clusters were obtained for each. The sampling rates depended on the estimated size of the municipality where the EA is located, as follows:

Estimated No. of Households in the Municipality	Sampling Rate in the EA
-----	-----
1 - 500	100 %
501 - 1500	20 %
1501 and above	10 %

The non-sample households were interviewed using the Common Household Questionnaire (CPH Form 2). The items asked on population were household membership, relationship to head, date of birth, age as of last birthday, sex, marital status, religious affiliation, citizenship, disability, place of residence 5 years ago, literacy, and highest educational attainment. For the housing portion, the questions asked were about building characteristics like type of building/house, construction materials of the roof and the outer walls, state of repair, year building was built, floor area of the housing unit; tenure status of the housing unit and lot; presence of household conveniences; and land ownership.

Using the Sample Household Questionnaire (CPH Form 3), additional questions were asked from the sample households, like mother tongue, mother's usual place of residence at person's birth, previous place of residence, ability to speak Tagalog/Filipino, economic characteristics, language/dialect generally spoken in the households and questions on fertility for females 15-49 years old. Additional housing items asked were household amenities, manner of acquisition of housing units, source of financing and usual manner of garbage disposal.

Institutional households were enumerated using the Institutional Population Questionnaire (CPH Form 4). All items in the Common Household Questionnaire, except housing, were asked.

Information about households of Filipinos working in Philippine embassies in foreign countries, as well as those of homeless population was also gathered and included in the total population of the country.

### **Place Where Enumerated**

All persons were enumerated in their usual place of residence, which is the geographic place (street, barangay, sitio, municipality or province) where the enumerated person usually resides. As a rule, it is the place where he usually sleeps; therefore, it may be the same as or different from the place where he was found at the time of the census.

### **Content and Coverage of this Publication**

In this publication, thirty (30) tables on the population and household characteristics are presented by province or by municipality. Figures on demographic (age, sex, marital status, citizenship, religious affiliation, disability, and household size), migration (residence 5 years ago) and education (highest educational attainment and literacy) characteristics as well as presence of household conveniences are based on the total population. All other characteristics are estimates based on a ten percent (10 %) sample.

Each report is published either for a province, sub-province or highly-urbanized

city. The data for the four cities and thirteen municipalities of Metropolitan Manila are presented in the volume for the National Capital Region. To facilitate access to these reports, an alphanumeric code, wherein the alphabetic code represents the region to which a province or highly-urbanized city belongs, is provided.

The 1990 CPH Report No. 3 - Philippines contains the same tables as in the provincial volumes. It is presented either for the entire country or by region.

Data on housing are available from the 1990 CPH Report No. 4 - Housing Statistics (see Appendix B for the list of tables).

Aside from these published tables, unpublished tables are available to users in computer print-outs or in diskettes (see Appendices C and D for the list of unpublished tables).

## DEFINITION OF TERMS AND CONCEPTS

### POPULATION

#### *Barangay*

A barangay is the smallest political unit in the country. Generally its enumeration is assigned to one enumerator. For enumeration purposes, a large barangay is usually split into parts and each part is called an enumeration area (EA).

For purposes of the 1990 Census of Population and Housing, the official list of barangays of the Department of the Interior and Local Government, as of January 1, 1990,

with periodic updates, was used as basis. A total of 41,292 barangays were covered in this census.

#### *Urban and Rural Areas*

The same concepts used in the 1970, 1975 and 1980 censuses were followed in classifying areas as urban. According to these concepts, urbanized areas consist of:

1. In their entirety all cities and municipalities having a population density of at least 1,000 persons per square kilometer.
2. Poblaciones or central districts of municipalities and cities which have a population density of at least 500 persons per square kilometer.
3. Poblaciones or central districts (not included in 1 and 2), regardless of the population size which have the following:
  - a. Street pattern, i.e., network of streets in either parallel or right-angle orientation;
  - b. At least six establishments (commercial, manufacturing, recreational and/or personal services); and
  - c. At least three of the following:
    - i. A town hall, church or chapel with religious services at least once a month;
    - ii. A public plaza, park or cemetery;

- iii. A market place or building where trading activities are carried on at least once a week;
  - iv. A public building like school, hospital, puericulture and health center or library.
4. Barangay having at least 1,000 inhabitants which meet the conditions set forth in 3 above, and where the occupation of the inhabitants is predominantly non-farming or non-fishing.

All areas not falling under any of the above classifications are considered rural.

### *Usual Place of Residence*

This term refers to the geographic place (street, barangay, municipality, or province) where the enumerated persons usually resides. As a rule, it is the place where he sleeps most of the time; hence, it may be the same as or different from the place where he was found at the time of the census.

### *Household*

A household is a social unit consisting of a person living alone or a group of persons who

1. sleep in the same housing unit; and
2. have a common arrangement for the preparation and consumption of food.

In most cases, a household consists of persons who are related by kinship ties, like

parents and their children. In some instances, several generations of familial ties are represented in one household while in others, even more distant relatives are members of the household.

Household helpers, boarders, and non-relatives are considered as members of the household provided they sleep in the same housing unit and have common arrangement for the preparation and consumption of food and do not usually go home to their family at least once a week.

A person who shares a housing unit with a household but separately cooks his meals or consumes his food elsewhere is not considered a member of the household he shares the housing unit with. That person is listed as a separate household.

A group of unrelated individuals, as in the case of a group of students or workers who decide to rent a place and make common arrangements for the preparation and consumption of their food, constitutes one household.

### *Persons Enumerated as Members of the Household*

The following were counted and enumerated as members of the household:

1. Persons whose usual place of residence is the place where the household lives and who are present at the time of visit of the enumerator, except those born after 12:01 A.M., May 1, 1990;
2. Persons whose usual residence is the place where the enumerated household lives, but are temporarily away at the

time of enumeration because they are:

- a. on vacation, business/pleasure trip or studying/training somewhere in the Philippines and are expected to be back within 6 months from the time of departure;
- b. on vacation, business/pleasure trip or studying/training abroad and are expected to be back within a year;
- c. working or attending school in some other place but comes home at least once a week;
- d. confined in hospitals for a period of not more than six (6) months at the time of enumeration except when they are confined as inmates of such institutions as tuberculosis pavilions, mental hospitals, leprosaria/leper colonies or drug rehabilitation centers;
- e. detained in national/provincial/city/ municipal jails or in military camps for a period of not more than six (6) months at the time of enumeration except when their sentence or detention is expected to exceed six (6) months;
- f. training for not more than 6 months with the Armed Forces of the Philippines;
- g. on board coastal, inter-island or fishing vessels within Philippine

territories; and

- h. on board ocean going vessels, if they are expected to be away for not more than five (5) years;
3. Boarders/lodgers of the household or employees of household-operated business who do not usually go to their respective home weekly;
4. Citizens of foreign countries, excluding members of diplomatic missions, and non-members of international organizations, but including Filipino 'balikbayans' who have resided or are expected to reside in the Philippines for more than a year from their arrival;
5. Persons temporarily staying with the household who have no usual place of residence or who are not certain to be enumerated elsewhere.

#### *Persons Excluded from the Enumeration*

The following persons were excluded from enumeration even if they were within the territorial jurisdiction of the Philippines at the time of the census enumeration:

1. Foreign ambassadors, minister, consuls or other diplomatic representatives and members of their families (except Filipino and non-Filipino employees who have been residents of the Philippines prior to said employment);
2. Citizens of foreign countries living within the premises of an embassy, legation, chancellery or consulate;

3. Officers and enlisted men of U.S. military or naval forces and non-Filipino members of their households, irrespective of residence; foreigners who are civilian employees in U.S. military or naval stations and members of their families living within the premises of the said stations or reservations;
4. Citizens of foreign countries who are chiefs or officials of international organizations like the United Nations (UN), International Labor Organization (ILO), Asian Development Bank (ADB), Food and Agricultural Organization (FAO), United States Agency for International Development (USAID) who are subject to re-assignment to other countries after their tour of duty in the Philippines, and members of their families;
5. Citizens of foreign countries together with non-Filipino members of their families, who are students or are employed, or have business in the Philippines but who are expected to stay in the country for less than a year from arrival;
6. Citizens of foreign countries and Filipinos with usual place of residence in a foreign country who are visiting in the Philippines and who have stayed or are expected to stay in the country for less than a year from arrival;
7. Citizens of foreign countries in refugee camps/vessels; and
8. Residents of the Philippines on

vacation, pleasure or business trip, study or training, etc. abroad who have been away or expected to be away from the Philippines for more than one year from departure.

#### *Respondent*

A respondent is any responsible adult member of the household who furnished the information or answers to questions during the interview/enumeration.

#### *Head of Household*

The person responsible for the care and organization of the household is generally considered as the head of the household. He usually provides the chief source of income for the household.

In the case of a household consisting of two or more unrelated persons sharing the same cooking facilities and meals, the head is usually the eldest male or female in the group regarded as such by the other members.

#### *Relationship to the Head of the Household*

Data on the relationship to the head of the household identify the different types of family groups and their structures within a household. It provides an indication of the typical relationships among household members. The members are classified as follows:

1. Spouse - a woman/man married to and living with the head. It includes legal marriages as well as consensual relationships.

2. Son/Daughter - the head's own child or adopted child.
3. Stepson/Stepdaughter - a spouse's child in a previous marriage.
4. Son-in-law/Daughter-in-law - a household member related to the head by marriage to his daughter or son.
5. Grandson/Granddaughter - child of the son or daughter of the head.
6. Father/Mother - refers to the parents of the head.
7. Brother/Sister - refers to the head's own brother or sister.
8. Uncle/Aunt - a brother, sister or cousin of the head/spouse's parents.
9. Nephew/Niece - the child of the brother, sister or cousin of the head.
10. Other Relative - a household member related to the head by blood, marriage, or adoption. Examples are grandparents, parents-in-law, brother-in-law, sister-in-law and cousins.
11. Non-relative - any person in the household who is not related to the head. Boarders and servants fall under this category. Certain members of the household who are related to the head by blood or affinity, but are actually boarders or servants in the household, are also classified as "non-relative".

### *Age and Date of Birth*

Data on the age of the population were obtained by asking the month and year of birth and the age itself of an individual before May 1, 1990.

### *Marital Status*

This refers to the civil status of all persons 10 years and over. A person in this age group is classified as single, married, widowed, separated/divorced, others or marital status unknown, based on the following definitions:

- a. Single - a person who has never been married.
- b. Married - a person married in a religious or civil ceremony, either living together with spouse at the time of visit, or temporarily living apart because the spouse is employed elsewhere or is in the Armed Forces, etc.
- c. Widowed - a married person whose spouse died and who has not remarried up to the time of visit.
- d. Separated/Divorced - a person who is permanently separated from his spouse, legally or through mutual consent. Also for a person whose marriage with another has been annulled or dissolved and can therefore remarry.
- e. Others - a person living consensually together (by mere consent) as husband



and wife without the benefit of a legal marriage.

- f. **Unknown** - a person whose marital status is not known to the respondent, or whose marital status is being concealed by the respondent.

### **Religious Affiliation**

This refers to a particular system of beliefs, attitudes, emotions and behaviors constituting man's relationship with the powers and principalities of the universe.

### **Citizenship**

Citizenship is defined as the legal nationality of a person. A citizen is a legal national of the country at the time of the census, while an alien is a non-national of the country.

### **Disability**

Disability refers to any restriction or lack of ability to perform an activity in the manner or within the range considered normal for a human being. A person is considered physically or mentally disabled if he has any of the following impairments:

- a. **Blindness** - if one eye or both eyes are reported totally blind and have no vision.
- b. **Deafness** - if one ear or both ears are reported to be incapable of hearing sounds or noises. A person can be completely deaf or partially deaf. Completely deaf persons do not hear sounds or noises at all. Partly deaf persons can hear or respond to loud

noises only, but not to soft or low noises. Persons who are partly deaf hear a little when people speak to them.

- c. **Muteness** - if the person is unable to speak or utter words.
- d. **Deafness and Muteness** - if the person is reported to be both deaf and mute.
- e. **Speech Impairment** - if the person can speak but not sufficiently clear to be understood. This also includes those people who can only make meaningless sounds.
- f. **Mental Illness** - if the person suffers from schizophrenia, manic depressive illness, psychosis, or severe depression characterized by strange behavior.
- g. **Mental Retardation** - if the person has disorder/damage of the brain resulting in mental retardation.
- h. **Orthopedic Handicap** - if the person suffers from bone deformities or has the following impairments: absence or deformity of one or both hands/arms, absence or deformity of one or both feet/legs, fractures, severe scoliosis, kyphosis, third degree burns, etc.
- i. **Multiple Disability** - if the person is reported to have a combination of two or more disabilities.
- j. **Others** - if the answer does not fall in any of the above categories. Examples are cancer, leprosy, paralysis, cerebral palsy, etc.

*Residence 5 Years Ago*

This pertains to the place where a person was residing on May 1, 1985. This information is needed to determine the volume and trend of current migration.

*Literacy*

Literacy is the ability to read and write a simple message. A person is literate when he can both read and write a simple message in any language or dialect. A person who cannot both read and write a simple message is illiterate. Also, a person is considered as illiterate if he can only read and write numbers or his own name or if a person can read but not write.

*Highest Educational Attainment*

This refers to the highest grade or year completed in school, college or university, by persons 5 years of age and over.

Most secondary courses refer to the stage of formal education following the secondary education level covering non-degree programs lasting up to three years. It is concerned primarily with developing strong and appropriately trained middle level manpower.

Undergraduate post secondary students refer to those who have taken a post secondary course but have not completed the course.

*Mother Tongue*

This refers to the language/dialect spoken by a person at his earliest childhood or the language/dialect that person first learned to speak. Data on mother tongue are used

primarily in the analysis of the ethnic origin of a person long after assimilation to the other customs of the majority population has taken place.

*Usual Activity/Occupation*

This refers to the specific job or kind of work/business which a person is engaged in most of the time during the last twelve months preceding the interview. In other words, usual activity/occupation is the person's principal means of earning a living like a palay farmer, carpenter, retail merchant, elementary school teacher, telephone operator, etc. during the past twelve months.

A person is considered as a gainful worker or usually working most of the time during the past twelve months preceding the interview if he worked for at least ten hours a week for six months or longer, including vacation or sick leave. He may be working for pay; for profit in his own farm, business or private practice of a profession or trade; or without pay on own family farm or business.

The usual activity/occupation relates to the non-gainful activities that a person usually do most of the year if he/she did not work during the past twelve months. Among these activities are housekeeper, student, pensioner, retired, disabled, or dependent.

*Industry*

This refers to the nature or character of the business or enterprise or the place wherein the person works, in relation to the usual occupation reported.

**Language/Dialect generally Spoken in the Household**

This refers to the language or dialect spoken most of the time by members of the household. In case two or more languages/dialects are spoken by household members, the one most often used in the conversations among members of the family of the head when most of them are gathered together is considered as the language/dialect generally spoken in the household.

**HOUSING****Building**

A building is defined as any structure built, designed or intended for the enclosure, shelter or protection of any person, animal or property comprising one or more rooms and/or other spaces, covered by a roof and usually enclosed within external walls or with common dividing walls with adjacent buildings, which usually extend from the foundation to the roof.

For purposes of the census of population and housing, only buildings which contain living quarters whether occupied or vacant were listed.

Living quarters counted are structurally separate and independent place of abode. These are:

1. those constructed, built, converted or renovated for human habitation, and at the time of the census not used wholly for other purposes; or

2. not really intended as housing unit but used as such at the time of the census.

**Housing Unit**

A housing unit is a structurally separate and independent place of abode constructed, converted or arranged for habitation by one household. Structures or parts of structures not intended for habitation such as commercial, industrial, and agricultural buildings, or natural and man-made shelters such as caves, boats, abandoned trucks, culverts, etc., but used as living quarters by households are also considered as housing units.

**Identifying Housing Units in a Building.**

A residential building is usually comprised of one housing unit being occupied by one household. However, in some cases, two or more households share the same housing unit as their dwelling. A building may have more than one housing unit but from its outside appearance the housing units may be discernible.

A portion of a building (a room or a group of rooms) qualifies as a separate housing units if it meets both the following requirements:

1. Separateness - a portion of the building must have facilities for sleeping and preparing/taking meals. The occupants must be isolated from other persons in the building by means of walls or permanent partitions;
2. Direct Access - the occupants must enter the portion of the building directly from the outside of the

building or through a common hall, i.e., the occupants must enter the portion of the building without passing through anybody else's premises.

### *Housing Units Listed*

Only the following housing units included in the listing were assigned individual housing unit serial numbers and listed:

1. Occupied or vacant housing units in single residential houses;
2. Occupied or vacant housing units in multi-unit residential buildings such as duplex, accessoria or row houses, condominium, tenement house, townhouse, etc.;
3. Occupied or vacant barong-barong or shanties;
4. Vacant housing units in residential buildings used for purposes other than residence;
5. Housing units which are still under construction, but with the roofs and walls already in place;
6. Occupied housing units in institutional living quarters such as hotels, motels, dormitories, seminaries, etc.;
7. Occupied housing units in non-residential buildings such as offices, barns, churches, etc.;
8. Vacant housing units with complete facilities for cooking, dining and sleeping in institutional living

quarters and non-residential buildings;

9. Occupied mobile housing units such as boats, trailers, etc.;
10. Occupied improvised housing units such as culverts, abandoned trucks, caves, container vans, tents, railroad cars.

### *Fuel for Lighting*

The proportion of households with access to electricity can provide planners useful indication of areas where community lighting needs to be extended. Data on types of fuel can also be analyzed to forecast future demands for various sources of energy and to plan for power installation.

The kinds of fuel for lighting are categorized as follows:

1. Electricity
2. Kerosene
3. Liquefied Petroleum Gas (LPG)
4. Oil (vegetable, animal, etc.)
5. Others

### *Fuel for Cooking*

The information on fuel for cooking is relevant in assessing energy planning decisions, energy conservation programs in developing marketing strategies. It is also useful in monitoring supply and demand requirements for alternative fuels.

The types of cooking fuel are categorized as follows:

1. Electricity

2. Kerosene (Gaas)
3. Liquefied Petroleum Gas (LPG)
4. Charcoal
5. Wood/Bamboo
6. Others
7. None

If the household reported two or more kinds of cooking fuel used like electricity and LPG; kerosene and charcoal; etc., the type of fuel being used most of the time for cooking was considered.

### *Main Source of Drinking Water*

The data on main source of drinking water provide information on the proportion of households with access to potable water supply. The different sources of drinking water are as follows:

1. Own Use, Faucet, Community Water System - The household gets the water supply from a faucet inside the house/yard directly connected to a water pipeline from the community water system such as the Metropolitan Waterworks and Sewage System (MWSS) or the local water network system. How they purify their water or the real source of water is irrelevant. Thus, water system with deep well as source is reported under this category as long as it subscribe to a community water system.
2. Shared, Faucet, Community Water System - The household gets its water from the faucet of another household, establishment, or office which is connected to the community water system.
3. Own Use, Tubed/Piped Deep Well - Water is taken from a tubed/piped well which is at least 100 feet (5 pieces of 20 feet pipes) or 30 meters deep, for private use of the household or households in the same building or compound.
4. Shared, Tubed/Piped Deep Well - Water is taken from deep well at least 100 feet or 30 meters deep of another household establishment or office, or from a deep well constructed for public use.
5. Tubed/Piped Shallow Well - Water is taken from a tubed/piped well which is less than 100 feet deep.
6. Dug Well - The household gets its water supply from a well which may be provided with a protective device against contamination or pollution. A shallow well (dug and with water depository) which is provided with a pump and cover and is free from seepage from the sides, and an ordinary dug well ("balon") also belong to this type.
7. Spring, Lake, River, Rain, etc. - The household gets its water supply from natural bodies of water, or water is accumulated from rainfall.
8. Peddler - The household does not directly get its water supply from any of the sources mentioned above. Included in this item are bottled water like mineral water, water bought in drums, pails, etc. (peddler). These are the usual sources of water supply for

households in low waterpressure areas with no community water system.

If there are two or more sources of water for drinking, the one used most of the time during the past twelve months was recorded.

### *Toilet Facility*

The proportion of households with access to sanitary toilet facilities is an indicator of health and sanitation status of the households.

The different types of toilet facilities commonly used in buildings and houses throughout the country are as follows:

1. Water-sealed, Sewer/Septic Tank, Used Exclusively by the Household - Water-sealed, as the name implies, is the type of toilet where after water is flushed or poured into the bowl, a small amount of water is left in the bowl and seals the bottom of the bowl from the pipe leading to the depository.

A sewer/septic tank is a tank in which the solid matter or sewage is accumulated to be disintegrated by bacteria. This is commonly called "poso negro".

2. Water-sealed, Sewer/Septic Tank, Shared With Other Households
3. Water-sealed, Other Depository, Used Exclusively by the Household - This depository is to those other than a sewer/septic tank.

4. Water-sealed, Other Depository Shared With Other Households

5. Closed Pit - A type of toilet without a water-sealed bowl and the depository is constructed usually of large circular tubes made of concrete or clay covered on top and has a small opening. It may or may not have a box for sitting or squatting over the opening.

6. Open Pit - The same as closed pit but without covering.

7. Others (pail system, etc.) classified as toilet wherein fecal matter is accumulated in a pail to be picked up for disposal from time to time, or any kind of toilet facility not belonging to the preceding types.

8. None - Refers to households without toilet facility.

### *Usual Manner of Garbage Disposal*

The proportion of households with access to sanitary manner of garbage disposal provides knowledge of the environmental living conditions essential for the formulation of plans and programs to improve general health conditions.

The usual manner by which the household disposes its kitchen garbage are:

1. Picked Up by Service Garbage Truck - the local government or a private contractor manages the systematic

collection of garbage in the community through the use of trucks/carts.

2. Dumping in Individual Pit (not burned) - garbage is simply thrown in pits whether inside the yard or vacant lots and left to decay.
3. Burning - garbage is dumped in an open space or pit and burned.
4. Composting - garbage is composted, that is, allowed to decay under controlled conditions and the composted materials are collected later for use as soil conditioner or fertilizer.
5. Burying - the garbage is thrown in a pit and covered with soil.
6. Feeding to Animals - the garbage is fed to animals.
7. Others - kitchen garbage is disposed in a manner different from those mentioned above (thrown in esteros, vacant lots, rivers, etc.).

### *Household Conveniences*

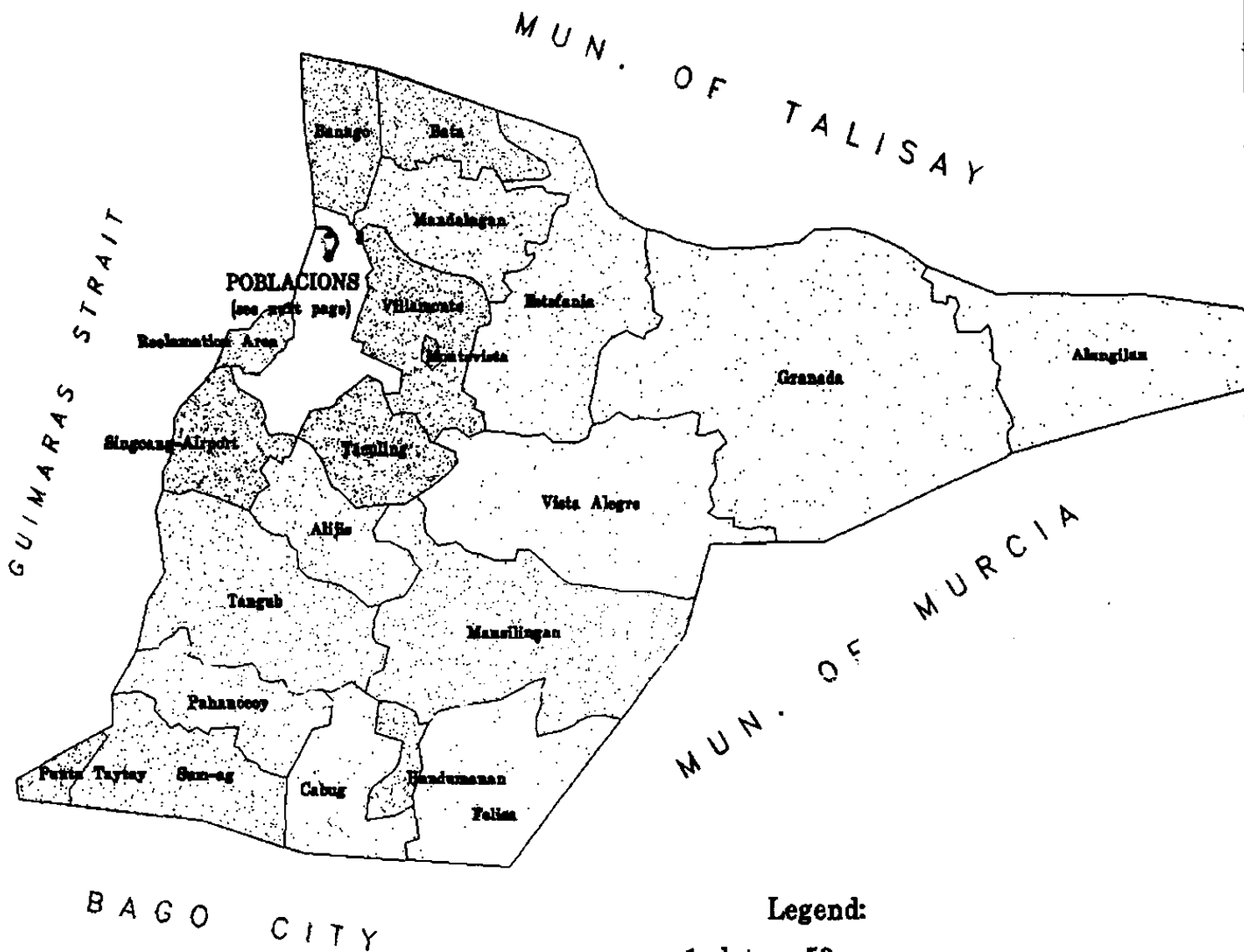
The question on the presence household conveniences provides leisure statistics. It is also important for public information and education through the identification of the means of communication the population can be reached easily. The data on motor vehicles in the household provide information about access to private transport.

Presence of the following household conveniences were asked during the census:

1. Radio/Radio Cassette
2. Television
3. Refrigerator/Freezer
4. Telephone
5. Motor Vehicle (includes motorcycles, cars, jeeps, tricycles, etc.)

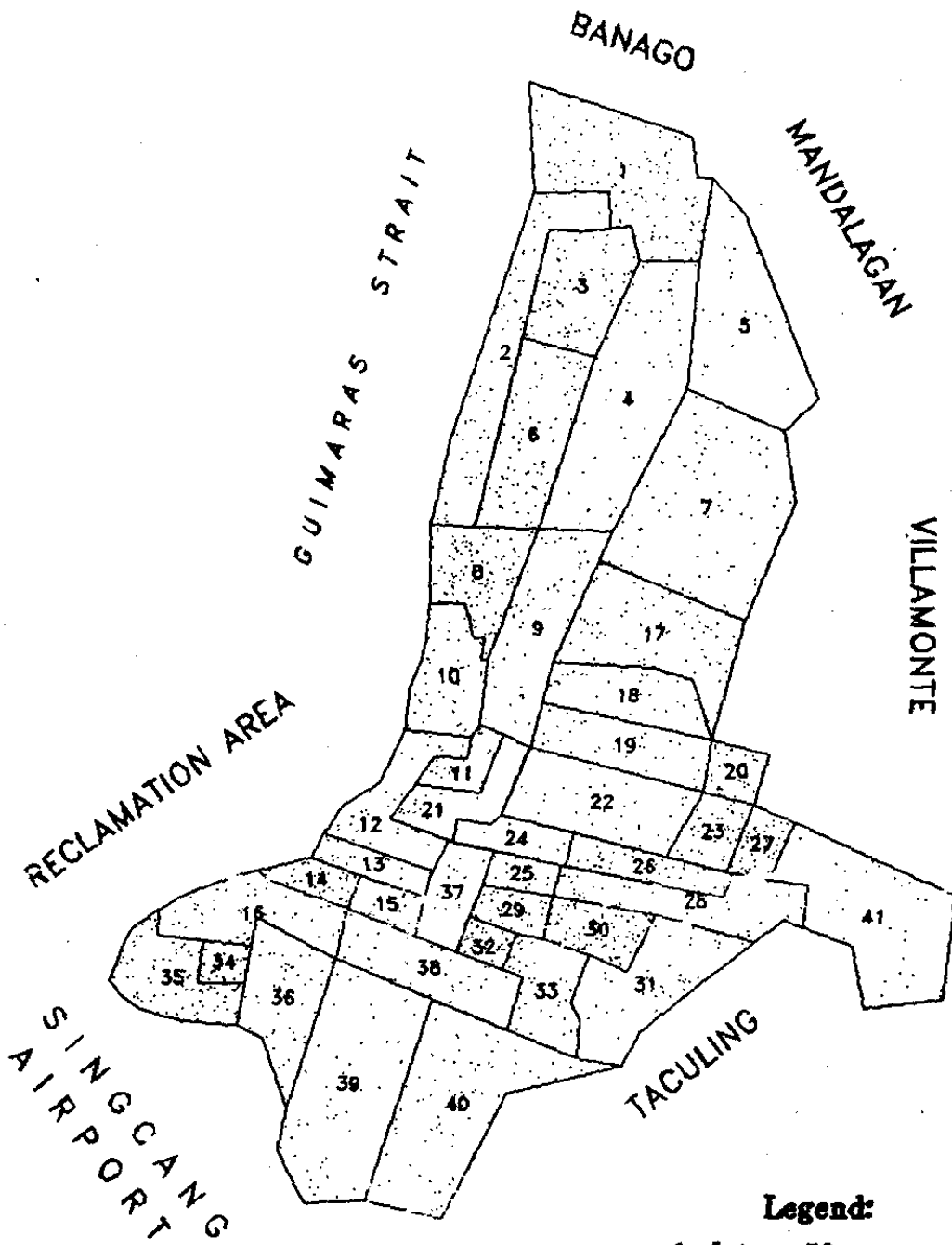
Radios, televisions, telephone, refrigerators/ freezers or motor vehicles not in working condition for six months or longer (although intended to be repaired) as well as motor vehicles used exclusively for business purposes were not considered.

# POPULATION MAP BACOLOD CITY





# POPULATION MAP POBLACIONES (BACOLOD CITY)



Legend:

1 dot = 50 persons

## BACOLOD CITY

Table 1. Population Enumerated in Various Censuses by Barangay: 1970 - 1990

Barangay	CENSAL YEAR			
	1970	1975	1980	1990
<b>BACOLOD CITY</b>	<b>187,300</b>	<b>223,392</b>	<b>262,415</b>	<b>364,180</b>
Alangilan	3,432	3,390	3,760	3,954
Alifia	2,868	4,139	4,764	6,734
Sanago	4,605	10,102	13,939	22,029
Barangay 1 (Pob.)	-	4,416	5,062	6,260
Barangay 2 (Pob.)	-	3,000	3,054	3,595
Barangay 3 (Pob.)	-	3,175	3,702	3,847
Barangay 4 (Pob.)	-	2,281	2,293	2,878
Barangay 5 (Pob.)	-	1,352	1,119	1,026
Barangay 6 (Pob.)	-	3,404	3,540	4,578
Barangay 7 (Pob.)	-	2,943	2,960	4,101
Barangay 8 (Pob.)	-	3,948	4,838	5,617
Barangay 9 (Pob.)	-	2,609	2,810	2,466
Barangay 10 (Pob.)	-	1,877	1,871	2,113
Barangay 11 (Pob.)	-	1,753	1,194	1,079
Barangay 12 (Pob.)	-	242	1103	1,602
Barangay 13 (Pob.)	-	1,326	1,133	982
Barangay 14 (Pob.)	-	2,622	2,850	2,167
Barangay 15 (Pob.)	-	1,157	1,060	943
Barangay 16 (Pob.)	-	2,217	2,459	2,900
Barangay 17 (Pob.)	-	2,462	4,159	3,962
Barangay 18 (Pob.)	-	2,381	2,681	1,658
Barangay 19 (Pob.)	-	2,112	2,291	1,722
Barangay 20 (Pob.)	-	1,508	1,784	1,580
Barangay 21 (Pob.)	-	910	783	773
Barangay 22 (Pob.)	-	939	1,680	1,513
Barangay 23 (Pob.)	-	2,009	1,957	2,125
Barangay 24 (Pob.)	-	1,051	1,172	422
Barangay 25 (Pob.)	-	1,596	1,769	971
Barangay 26 (Pob.)	-	2,439	2,544	2,330
Barangay 27 (Pob.)	-	2,561	3,321	2,841
Barangay 28 (Pob.)	-	2,355	2,452	2,442
Barangay 29 (Pob.)	-	2,453	3,081	1,988
Barangay 30 (Pob.)	-	4,526	5,175	4,987
Barangay 31 (Pob.)	-	1,631	1,754	1,944
Barangay 32 (Pob.)	-	2,387	2,750	1,943
Barangay 33 (Pob.)	-	1,844	2,095	1,889
Barangay 34 (Pob.)	-	1,513	1,461	1,562
Barangay 35 (Pob.)	-	2,289	2,994	4,343
Barangay 36 (Pob.)	-	2,264	2,291	2,567
Barangay 37 (Pob.)	-	1,358	1,290	740
Barangay 38 (Pob.)	-	2,252	2,361	1,776
Barangay 39 (Pob.)	-	1,715	2,002	2,369
Barangay 40 (Pob.)	-	3,201	3,669	4,158
Barangay 41 (Pob.)	-	3,487	3,256	1,382

## 1990 CENSUS OF POPULATION AND HOUSING

Table 1. Population Enumerated in Various Censuses by Barangay: 1970 - 1990 - Continued

Barangay	CENSAL YEAR			
	1970	1975	1980	1990
Bata	4,988	6,267	8,830	18,220
Cabug	1,158	1,477	1,695	2,359
Estefania	2,112	4,321	4,811	11,975
Felisa	1,409	2,522	1825	1,873
Granada	5,877	9,454	10,917	12,897
Handumanan	-	-	-	5,719
Mandalagan	7,588	7,114	8,779	12,901
Mansilingan	4,545	11,284	16,125	22,933
Montevista	4,242	2,002	1,967	1,777
Pahanocoy	2,294	3,210	3,695	5,716
Punta Taytay	2,228	2,923	4,085	4,697
Reclamation Area	-	-	-	4,558
Singcang-Airport	7,310	13,531	15,585	26,749
Sum-ag	5,059	6,697	7,419	11,331
Taculing	7,165	11,774	15,072	28,190
Tangub	5,375	7,599	10,032	18,091
Villamonte	1,811	21,343	24,143	38,244
Vista Alegre	2,569	2,678	3,132	3,192
Bacolod City Proper	110,645	-	-	-

## BACOLOD CITY

Table 2. Household Population by Single-Year Age Classification and Sex: 1990

Single-Year Age Classification	Both Sexes	Male	Female
<b>BACOLOD CITY</b>			
All Ages	362,825	176,187	186,638
Under 1	9,690	5,095	4,595
1	8,518	4,400	4,118
2	8,673	4,511	4,162
3	8,763	4,471	4,292
4	8,098	4,190	3,908
5	8,225	4,249	3,976
6	8,757	4,503	4,254
7	9,174	4,722	4,452
8	8,685	4,429	4,256
9	8,859	4,383	4,476
10	8,841	4,448	4,393
11	8,154	4,110	4,044
12	8,529	4,284	4,245
13	8,258	4,122	4,136
14	8,325	3,958	4,367
15	8,314	3,880	4,434
16	8,688	3,890	4,798
17	9,091	4,175	4,916
18	8,897	4,119	4,778
19	8,581	3,958	4,623
20	8,719	4,129	4,590
21	7,833	3,646	4,187
22	7,225	3,437	3,788
23	6,700	3,198	3,502
24	6,703	3,244	3,459
25	6,720	3,219	3,501
26	6,123	2,959	3,164
27	6,213	3,042	3,171
28	5,324	2,619	2,705
29	5,767	2,804	2,963
30	6,143	2,959	3,184
31	5,204	2,545	2,659
32	5,307	2,529	2,778
33	5,064	2,375	2,689
34	5,035	2,414	2,621
35	5,251	2,555	2,696
36	4,919	2,336	2,583
37	4,796	2,328	2,468
38	4,181	2,046	2,135
39	4,262	2,089	2,173
40	4,679	2,356	2,323
41	3,565	1,730	1,835
42	3,635	1,824	1,811
43	3,233	1,567	1,666
44	2,945	1,438	1,507
45	3,148	1,544	1,604
46	2,689	1,322	1,367
47	3,032	1,439	1,593
48	2,790	1,350	1,440
49	2,785	1,300	1,485
50	2,952	1,410	1,542
51	2,287	1,046	1,241
52	2,422	1,151	1,271
53	2,350	1,087	1,263
54	2,387	1,142	1,245
55	1,997	945	1,052
56	1,801	848	953
57	1,838	858	980
58	1,525	678	847
59	1,691	803	888
60	1,785	817	968
61	1,317	619	698
62	1,387	632	755

# 1990 CENSUS OF POPULATION AND HOUSING

Table 2. Household Population by Single-Year Age Classification and Sex: 1990 - Continued

Single-Year Age Classification	Both Sexes	Male	Female
<b>BACOLOD CITY</b>			
63	1,208	546	662
64	1,185	533	652
65	1,228	523	705
66	801	332	469
67	880	381	499
68	761	312	449
69	909	387	522
70	873	343	530
71	583	211	372
72	578	238	340
73	529	235	294
74	515	226	289
75	567	239	328
76	425	167	258
77	489	225	264
78	419	169	250
79	374	165	209
80	364	144	220
81	192	94	98
82	180	77	103
83	151	55	96
84	149	52	97
85	129	55	74
86	91	41	50
87	86	28	58
88	89	41	48
89	91	39	52
90	44	21	23
91	14	8	6
92	14	5	9
93	9	4	5
94	7	2	5
95	9	5	4
96	7	-	7
97	4	-	4
98	6	1	5
99	7	2	5
100	-	-	-
101 and over	9	5	4

## BACOLOD CITY

Table 3. Household Population by Age Group and Sex: 1990

Age Group	Both Sexes	Male <sup>a</sup>	Female
<b>BACOLOD CITY</b>			
All Ages	362,825	176,187	186,638
Under 1	9,690	5,095	4,595
1-4	34,052	17,572	16,480
5-9	43,700	22,286	21,414
10-14	42,107	20,922	21,185
15-19	43,571	20,022	23,549
20-24	37,180	17,654	19,526
25-29	30,147	14,643	15,504
30-34	26,753	12,822	13,931
35-39	23,409	11,354	12,055
40-44	18,057	8,915	9,142
45-49	14,444	6,955	7,489
50-54	12,398	5,836	6,562
55-59	8,852	4,132	4,720
60-64	6,882	3,147	3,735
65-69	4,579	1,935	2,644
70-74	3,078	1,253	1,825
75-79	2,274	965	1,309
80 & Over	1,652	679	973

## 1990 CENSUS OF POPULATION AND HOUSING

Table 4. Household Population 10 Years Old and Over by Age Group, Sex, Marital Status: 1990

Age Group and Sex	Household Population 10 Years Old and Over	M A R R I T A L   S T A T U S					
		Single	Married	Widowed	Divorced/ Separated	Others	Not Stated
<b>BACOLOD CITY</b>							
<b>Both Sexes</b>	<b>275,383</b>	<b>137,802</b>	<b>123,335</b>	<b>11,952</b>	<b>1,853</b>	<b>237</b>	<b>204</b>
10-14	42,107	41,834	211	23	14	2	23
15-19	43,571	41,901	1,548	35	35	16	36
20-24	37,180	27,628	9,274	73	122	48	35
25-29	30,147	12,568	17,155	137	219	39	29
30-34	26,753	5,302	20,767	330	289	42	23
35-39	23,409	2,854	19,714	524	277	26	14
40-44	18,057	1,689	16,405	700	233	18	12
45-49	14,444	1,161	12,094	947	215	16	11
50-54	12,398	988	9,895	1,339	162	11	3
55-59	8,852	626	6,744	1,389	85	6	2
60-64	6,882	485	4,703	1,592	90	5	7
65-69	4,579	298	2,730	1,497	47	3	4
70-74	3,078	202	1,566	1,274	32	4	-
75-79	2,274	140	1,003	1,102	24	-	5
80 and Over	1,652	126	526	990	9	1	-
<b>Male</b>	<b>131,234</b>	<b>67,169</b>	<b>61,109</b>	<b>2,278</b>	<b>495</b>	<b>102</b>	<b>81</b>
10-14	20,922	20,812	85	9	10	-	6
15-19	20,022	19,674	312	12	7	4	13
20-24	17,654	14,256	3,336	12	19	16	15
25-29	14,643	6,698	7,837	30	44	22	12
30-34	12,822	2,623	10,037	66	67	19	10
35-39	11,354	1,261	9,913	93	71	10	6
40-44	8,915	679	8,023	127	74	8	4
45-49	6,955	422	6,291	170	62	5	5
50-54	5,836	270	5,285	227	47	7	-
55-59	4,132	164	3,705	231	26	4	2
60-64	3,147	130	2,687	299	26	3	2
65-69	1,935	68	1,598	251	13	2	3
70-74	1,253	58	944	236	13	2	-
75-79	965	28	668	254	12	-	3
80 and Over	679	26	388	261	4	-	-
<b>Female</b>	<b>144,149</b>	<b>70,633</b>	<b>62,226</b>	<b>9,674</b>	<b>1,358</b>	<b>135</b>	<b>123</b>
10-14	21,185	21,022	126	14	4	2	17
15-19	23,549	22,227	1,236	23	28	12	23
20-24	19,526	13,372	5,938	61	103	32	20
25-29	15,504	5,870	9,318	107	175	17	17
30-34	13,931	2,679	10,730	264	222	23	13
35-39	12,055	1,593	9,801	431	206	16	8
40-44	9,142	1,010	7,382	573	159	10	8
45-49	7,489	739	5,803	777	153	11	6
50-54	6,562	718	4,610	1,112	115	4	3
55-59	4,720	462	3,039	1,158	59	2	-
60-64	3,735	355	2,016	1,293	64	2	5
65-69	2,644	230	1,132	1,246	34	1	1
70-74	1,825	144	622	1,038	19	2	-
75-79	1,309	112	335	848	12	-	2
80 and Over	973	100	138	729	5	1	-

## BACOLOD CITY

Table 5. Household Population by Religious Affiliation and Sex: 1990

Religious Affiliation	Both Sexes	Male	Female
BACOLOD CITY			
Total	362,825	176,187	186,638
Roman Catholic	317,460	154,422	163,038
Aglipay	1,998	943	1,055
Islam	492	259	233
Iglesia ni Cristo	7,181	3,501	3,680
United Church of Christ in the Philippines	2,514	1,208	1,306
Buddhist	160	87	73
Church of Jesus Christ of the Latter Day Saints	2,460	1,200	1,260
Jehovah's Witness	1,272	643	629
Lutheran Church in the Phil.	10	7	3
Phil. Benevolent Missionaries Asso.	491	336	155
Seventh Day Adventist	4,105	1,871	2,234
Born Again Christians	1,262	588	674
Phil. Episcopal Church	1	-	1
Presbyterian	2	2	-
Baptist Conference of the Phil.	200	100	100
Bible Baptist	6	-	6
Southern Baptist	8	3	5
Other Baptists	13,194	6,192	7,002
Lutheran Church	1	1	-
United Methodist Church	1	-	1
Other Methodists	13	6	7
Alliance of Bible Christian Committees	86	37	49
Assemblies of God	151	78	73
Christian and Missionary Alliance	144	69	75
Four Square Gospel Church	13	5	8
Nazarene Church	41	14	27
Salvation Army, Philippines	72	38	34
Other Evangelical Churches	1,763	829	934
Other Protestants	6,609	3,150	3,459
Others	893	470	423
Not Stated	222	128	94



# 1990 CENSUS OF POPULATION AND HOUSING

Table 6. Household Population by Sex and Citizenship: 1990

Citizenship	Both Sexes	Male	Female
<b>BACOLOD CITY</b>			
Total	362,825	176,187	186,638
Filipino	362,147	175,945	186,302
Chinese	357	173	184
American	96	51	45
Indonesian	3	2	1
Indian	25	15	10
Japanese	14	10	4
Iranian	1	1	-
Australian	4	2	2
British	28	17	11
Albanian	1	-	1
Algerian	10	5	5
Angolan	12	4	8
Brunei Darussalem	1	-	1
Canadian	5	3	2
Colombian	3	1	2
Danes	1	1	-
German	7	5	2
Ghanian	1	-	1
Irish	2	2	-
Korean	2	1	1
Monacan	4	3	1
Dutch	1	-	1
Norwegian	1	-	1
Singaporean	1	-	1
Spanish	2	-	2
Taiwanese	1	1	-
Thai	1	1	-
Vietnamese	1	-	1
Not Stated	93	44	49

## BACOLOD CITY

Table 7. Disabled Persons by Age Group, Sex and Type of Disability: 1990

Age Group and Sex	Total	TYPE OF DISABILITY									
		Blind- ness	Deaf- ness	Mute- ness	Deaf- ness/ Mute- ness	Speech Im- pair- ment	Mental Ill- ness	Mental Retar- dation	Ortho- pedic Handi- cap	Multi- ple Dis- ability	Others
<b>BACOLOD CITY</b>											
<b>Both Sexes</b>	<b>3,756</b>	<b>305</b>	<b>277</b>	<b>90</b>	<b>137</b>	<b>349</b>	<b>285</b>	<b>401</b>	<b>1,023</b>	<b>165</b>	<b>724</b>
Under 1	49	7	6	-	-	5	1	3	4	1	22
1-4	191	13	16	1	3	22	7	17	34	13	65
5-9	403	22	23	8	15	63	14	57	110	15	76
10-14	418	29	16	16	23	57	17	54	118	13	75
15-19	472	25	17	16	30	50	30	81	130	14	79
20-24	393	29	12	8	14	42	39	62	125	7	55
25-29	297	22	17	13	11	26	30	36	92	5	45
30-34	244	16	10	9	3	16	33	32	68	14	43
35-39	184	18	7	8	5	13	22	24	51	7	29
40-44	160	13	5	2	8	5	27	16	48	1	35
45-49	132	10	7	1	2	10	21	5	34	10	32
50-54	120	10	8	3	5	9	10	2	47	4	22
55-59	130	9	12	2	5	5	10	5	45	8	29
60-64	119	20	20	-	1	4	8	6	27	10	23
65-69	108	13	17	-	2	8	6	1	23	10	28
70-74	112	16	21	3	3	5	6	-	24	10	24
75-79	101	16	27	-	3	5	4	-	20	10	16
80 and Over	123	17	36	-	4	4	-	-	23	13	26
<b>Male</b>	<b>2,044</b>	<b>160</b>	<b>126</b>	<b>45</b>	<b>60</b>	<b>173</b>	<b>153</b>	<b>205</b>	<b>639</b>	<b>95</b>	<b>388</b>
Under 1	32	5	5	-	-	2	1	-	3	1	15
1-4	115	8	11	-	2	12	4	13	22	6	37
5-9	237	18	15	5	7	28	7	31	76	11	39
10-14	226	14	7	6	12	32	7	31	71	6	40
15-19	264	11	7	7	8	30	18	50	85	9	39
20-24	222	16	5	7	8	19	25	27	83	2	30
25-29	167	15	10	9	6	11	20	14	60	2	20
30-34	127	12	4	4	2	9	13	15	39	7	22
35-39	103	12	3	3	3	4	14	11	32	5	16
40-44	88	6	2	1	3	2	13	10	28	-	23
45-49	76	6	3	-	-	6	11	1	24	8	17
50-54	72	6	2	2	3	5	6	2	34	2	10
55-59	69	4	5	-	3	2	1	-	28	7	19
60-64	54	4	6	-	-	3	6	-	15	8	12
65-69	58	7	9	-	-	2	3	-	14	5	18
70-74	42	3	8	1	-	2	3	-	9	4	12
75-79	39	4	10	-	2	3	1	-	8	4	7
80 and Over	53	9	14	-	1	1	-	-	8	8	12
<b>Female</b>	<b>1,712</b>	<b>145</b>	<b>151</b>	<b>45</b>	<b>77</b>	<b>176</b>	<b>132</b>	<b>196</b>	<b>384</b>	<b>70</b>	<b>336</b>
Under 1	17	2	1	-	-	3	-	3	1	-	7
1-4	76	5	5	1	1	10	3	4	12	7	28
5-9	166	4	8	3	8	35	7	26	34	4	37
10-14	192	15	9	10	11	25	10	23	47	7	35
15-19	208	14	10	9	22	20	12	31	45	5	40
20-24	171	13	7	1	6	23	14	35	42	5	25
25-29	130	7	7	4	5	15	10	22	32	3	25
30-34	117	4	6	5	1	7	20	17	29	7	21
35-39	81	6	4	5	2	9	8	13	19	2	13
40-44	72	7	3	1	5	3	14	6	20	1	12
45-49	56	4	4	1	2	4	10	4	10	2	15
50-54	48	4	6	1	2	4	4	-	13	2	12
55-59	61	5	7	2	2	3	9	5	17	1	10
60-64	65	16	14	-	1	1	2	6	12	2	11
65-69	50	6	8	-	2	6	3	1	9	5	10
70-74	70	13	13	2	3	3	3	-	15	6	12
75-79	62	12	17	-	1	2	3	-	12	6	9
80 and Over	70	8	22	-	3	3	-	-	15	5	14

# 1990 CENSUS OF POPULATION AND HOUSING

Table 8. Literacy of Household Population 10 Years Old and Over by Age Group and Sex: 1990

Age Group and Sex	Total	Literate	Illiterate
<b>BACOLOD CITY</b>			
<b>Both Sexes</b>	<b>275,383</b>	<b>269,554</b>	<b>5,829</b>
10-14	42,107	41,024	1,083
15-19	43,571	43,080	491
20-24	37,180	36,893	287
25-29	30,147	29,882	265
30-34	26,753	26,520	233
35-39	23,409	23,194	215
40-44	18,057	17,802	255
45-49	14,444	14,123	321
50-54	12,398	12,067	331
55-59	8,852	8,433	419
60-64	6,882	6,431	451
65-69	4,579	4,138	441
70-74	3,078	2,689	389
75-79	2,274	1,922	352
80 and Over	1,652	1,356	296
<b>Male</b>	<b>131,234</b>	<b>128,600</b>	<b>2,634</b>
10-14	20,922	20,283	639
15-19	20,022	19,775	247
20-24	17,654	17,502	152
25-29	14,643	14,517	126
30-34	12,822	12,706	116
35-39	11,354	11,258	96
40-44	8,915	8,794	121
45-49	6,955	6,814	141
50-54	5,836	5,719	117
55-59	4,132	3,960	172
60-64	3,147	2,978	169
65-69	1,935	1,772	163
70-74	1,253	1,108	145
75-79	965	840	125
80 and Over	679	574	105
<b>Female</b>	<b>144,149</b>	<b>140,954</b>	<b>3,195</b>
10-14	21,185	20,741	444
15-19	23,549	23,305	244
20-24	19,526	19,391	135
25-29	15,504	15,365	139
30-34	13,931	13,814	117
35-39	12,055	11,936	119
40-44	9,142	9,008	134
45-49	7,489	7,309	180
50-54	6,562	6,348	214
55-59	4,720	4,473	247
60-64	3,735	3,453	282
65-69	2,644	2,366	278
70-74	1,825	1,581	244
75-79	1,309	1,082	227
80 and Over	973	782	191

## BACOLOD CITY

Table 9. Household Population 7 Years Old and Over by Highest Educational Attainment, Age Group: 1990

Highest Educational Attainment	Household Population 7 Years Old and Over	AGE GROUP						
		Below 20	20 - 24	25 - 29	30 - 34	35 - 39	40 - 44	45 & Over
<b>BACOLOD CITY</b>								
Total	302,101	112,396	37,180	30,147	26,753	23,409	18,057	54,159
No Grade Completed	6,600	3,492	172	144	137	144	164	2,347
Pre-School	1,836	1,777	6	15	4	3	4	27
Elementary	113,230	60,609	6,083	5,585	6,045	5,997	5,567	23,344
1st - 4th Grade	56,106	38,653	1,596	1,487	1,638	1,755	1,718	9,259
5th - 7th Grade	57,124	21,956	4,487	4,098	4,407	4,242	3,849	14,085
High School	92,139	35,799	13,258	9,809	8,452	7,190	4,961	12,670
Undergraduate	48,284	26,079	5,251	3,551	3,260	2,830	1,991	5,322
Graduate	43,855	9,720	8,007	6,258	5,192	4,360	2,970	7,348
Post Secondary	17,293	2,106	4,194	3,205	2,535	1,853	1,069	2,331
Undergraduate	6,947	1,248	1,483	1,077	919	753	444	1,023
Graduate	10,346	858	2,711	2,128	1,616	1,100	625	1,308
College Undergraduate	34,076	8,180	8,040	4,644	3,732	3,016	2,159	4,305
Academic Degree Holder	36,114	169	5,306	6,631	5,771	5,152	4,093	8,992
Not Stated	813	264	121	114	77	54	40	143



## 1990 CENSUS OF POPULATION AND HOUSING

Table 10. Household Population by Mother Tongue and Sex: 1990  
(Figures are estimates based on a 10% sample)

Mother Tongue	Both Sexes	Male	Female
BACOLOD CITY			
Total	362,825	176,187	186,638
Tagalog	1,825	958	867
Cebuano	9,509	4,521	4,988
Hiligaynon	347,167	168,615	178,552
Ilocano	281	151	130
Pampango	207	110	97
Pangasinan	50	20	30
Waray	356	152	204
Bicol	150	80	70
Maguindanao	10	-	10
Maranao	349	182	167
Aklanon	30	20	10
Batak	10	-	10
Bolinao	31	11	20
Chavacano	70	30	40
Dibabawon	62	30	32
Dumagat	285	95	190
Ilanum	11	-	11
Inibaloi	441	173	268
Ifugao	30	10	20
Kinaray-a (Hamtikon)	81	61	20
Negrito	10	-	10
Pinalawan	10	10	-
Tagakaulo	10	10	-
Tagbanua	20	10	10
Chinese	578	319	259
English	277	123	154
Hindi, Indian	193	123	70
Japanese	10	10	-
Spanish	111	51	60
Other Foreign Languages	20	20	-
Not Stated	631	292	339

## BACOLOD CITY

Table 11. Language or Dialect Generally Spoken in the Households: 1990  
(Figures are estimates based on a 10% sample)

Language/Dialect	Number of Households
<b>BACOLOD CITY</b>	
Total	66,424
Tagalog	238
Cebuano	1,097
Hiligaynon	64,749
Ilocano	30
Waray	20
Maranao	50
Tausug	19
Agta	10
Batak	10
Binukid	50
Bilael	10
Chavacano	10
Chinese	30
English	61
Spanish	30
Other Foreign Languages	10

Table 12. Household Population 5 Years Old and Over by Place of Present Residence, Sex and Place of Residence 5 Years Ago: 1990

Sex and Place of Present Residence	Household Population 5 Years Old and Over	PLACE OF RESIDENCE 5 YEARS AGO				
		Same City/ Municipality	Other City/ Municipality Same Province	Other Province	Foreign Country	Unknown
<b>BACOLOD CITY</b>						
Both Sexes	319,083	293,766	16,670	7,175	232	1,240
Male	153,520	142,610	6,821	3,391	130	568
Female	165,563	151,156	9,849	3,784	102	672

## 1990 CENSUS OF POPULATION AND HOUSING

Table 13. Household Population by Relationship to Household Head and Household Size: 1990

Relationship to Household Head	Total Household Population	HOUSEHOLD SIZE							
		1	2	3	4	5	6	7	8 & over
<b>BACOLOD CITY</b>									
Total	362,825	1,710	9,282	24,162	42,732	57,125	59,844	53,592	114,378
Head	66,424	1,710	4,641	8,054	10,683	11,425	9,974	7,656	12,281
Spouse	53,963	-	2,690	6,023	8,808	9,852	8,746	6,828	11,016
Son	93,207	-	517	3,914	9,667	14,979	16,819	15,759	31,552
Daughter	85,994	-	396	3,483	8,760	13,730	15,551	14,401	29,673
Stepson	661	-	-	42	66	83	112	114	244
Stepdaughter	495	-	1	24	56	76	90	81	167
Son-in-Law	1,965	-	-	11	64	146	232	268	1,244
Daughter-in-Law	1,715	-	1	25	64	124	196	250	1,055
Grandson	6,921	-	84	265	467	644	801	906	3,754
Granddaughter	6,516	-	65	242	401	633	807	837	3,531
Father	721	-	7	27	57	96	98	138	298
Mother	2,172	-	79	135	247	315	365	300	731
Brother	2,594	-	105	240	311	374	364	378	822
Sister	3,073	-	165	279	397	441	461	405	925
Uncle	155	-	6	7	17	21	24	24	56
Aunt	363	-	9	14	44	38	52	59	147
Nephew	3,208	-	50	173	263	324	471	481	1,446
Niece	3,674	-	70	203	322	483	541	513	1,542
Other Relative	11,686	-	117	362	857	1,410	1,901	1,796	5,243
Non-Relative	17,318	-	279	639	1,181	1,931	2,239	2,398	8,651

## BACOLOD CITY

Table 14. Number of Households by Age Group and Sex of Household Head and Household Size: 1990

Sex and Age Group of Household Head	Number of Households	HOUSEHOLD SIZE										Ave. Household Size
		1	2	3	4	5	6	7	8	9	10 and over	
<b>BACOLOD CITY</b>												
<b>Both Sexes</b>												
All Ages	66,424	1,710	4,641	8,054	10,683	11,425	9,974	7,656	5,670	2,646	3,965	5.5
Below 20	289	65	91	74	26	11	9	7	3	-	3	2.7
20 - 29	9,473	358	1,247	2,469	2,407	1,602	760	339	171	62	58	3.9
30 - 39	19,907	300	930	2,081	3,455	4,252	3,638	2,478	1,585	578	610	5.4
40 - 49	16,140	249	588	1,106	1,929	2,617	2,827	2,507	1,986	961	1,370	6.2
50 - 59	11,424	271	639	999	1,500	1,728	1,703	1,495	1,193	682	1,214	6.1
60 - 69	6,180	247	618	854	875	883	742	615	545	276	525	5.5
70 - 79	2,455	178	417	400	392	267	247	174	157	72	151	4.7
80 and over	556	42	111	71	99	65	48	41	30	15	34	4.7
<b>Male</b>												
All Ages	57,524	966	3,274	6,582	9,229	10,233	8,973	7,021	5,203	2,433	3,610	5.6
Below 20	210	46	65	58	19	8	4	6	2	-	2	2.7
20 - 29	8,842	245	1,093	2,350	2,310	1,530	728	320	160	58	48	4.0
30 - 39	18,588	196	725	1,827	3,227	4,039	3,498	2,398	1,547	550	581	5.5
40 - 49	14,273	158	361	817	1,610	2,335	2,590	2,341	1,851	909	1,301	6.4
50 - 59	9,207	142	365	657	1,121	1,430	1,406	1,302	1,058	617	1,109	6.4
60 - 69	4,443	93	340	556	607	675	561	489	449	234	439	5.8
70 - 79	1,614	68	251	272	269	178	158	133	119	56	110	5.0
80 and over	347	18	74	45	66	38	28	32	17	9	20	4.7
<b>Female</b>												
All Ages	8,900	744	1,367	1,472	1,454	1,192	1,001	635	467	213	355	4.5
Below 20	79	19	26	16	7	3	5	1	1	-	1	2.8
20 - 29	631	113	154	119	97	72	32	19	11	4	10	3.3
30 - 39	1,319	104	205	254	228	213	140	80	38	28	29	4.2
40 - 49	1,867	91	227	289	319	282	237	166	135	52	69	4.8
50 - 59	2,217	129	274	342	379	298	297	193	135	65	105	4.8
60 - 69	1,737	154	278	298	268	208	181	126	96	42	86	4.5
70 - 79	841	110	166	128	123	89	89	41	38	16	41	4.2
80 and over	209	24	37	26	33	27	20	9	13	6	14	4.6



# 1990 CENSUS OF POPULATION AND HOUSING

Table 15. Household Population 15 Years Old and Over by Occupation Group (Major and Minor): 1990  
(Figures are estimates based on a 10% sample)

Major and Minor Occupation Group	Household Population 15 Years Old and Over
<b>BACOLOD CITY</b>	
<b>Total</b>	<b>234,646</b>
<b>Officials of the Gov't &amp; Special Interest Org, Corp Exec, Managers, Managing Prop &amp; Supervisors</b>	<b>11,149</b>
Government Administrators	152
Legislative Officials	68
Traditional Chiefs and Heads of Villages	-
Senior Officials of Special-Interest Organizations	40
Board Directors and Chief Executives of Corporations	69
Specialized Managers	966
General Managers/Managing Proprietors	9,033
Government Executives Other	
Government Administrators	38
Educational Supervisors	96
Clerical Supervisors	59
Transport and Communications Supervisors	39
Production Supervisors and General Foremen	323
Sales Supervisors, Wholesale and Retail Trade	203
Other Supervisors n.e.c.	63
<b>Professionals</b>	<b>9,741</b>
Physicists, Chemists and Related Professionals	112
Mathematicians, Statisticians and Related Professionals	81
Computer Professionals	43
Architects and Related Professionals	150
Engineers & Related Professionals	968
Life Science Professionals	59
Health Professionals (except Nursing)	672
Nursing & Midwifery Professionals	1,058
College, University and Higher Education Teaching Professionals	613
Technical, Vocational & Related Instructors and Trainers	-
Secondary Education Teaching Professionals	1,537
Elementary Education Teaching Professionals	2,126
Special Education Teaching Professionals	140
Other Teaching Professionals	31
Business Professionals	1,032
Legal Professionals	440
Librarians, Archivists & Curators	21
Social and Related Science Professionals	93
Writers and Creative and Performing Artists	303
Religion Professionals	262
<b>Technicians &amp; Associated Professionals</b>	<b>5,572</b>
Physical Science & Engineering Associate Professionals	363
Computer Assistants and Computer Equipment Controllers	91
Optical and Electronic Equipment Controllers	409
Ship and Aircraft Controllers and Technicians	150
Building, Safety, Health and Quality Inspectors	89
Life Science Technicians and	

## BACOLOD CITY

Table 15. Household Population 15 Years Old and Over by Occupation Group (Major and Minor): 1990 - Continued  
(Figures are estimates based on a 10% sample)

Major and Minor Occupation Group	Household Population 15 Years Old and Over
<b>BACOLOD CITY</b>	
Related Workers	231
Health Associate Professionals	59
Nursing and Midwifery Associate Professionals	41
Traditional Medicine Practitioners and Faith Healers	120
Teaching Associate Professionals	60
Finance and Sales Associate Professionals	1,279
Business Services Agents and Trade Brokers	1,081
Administrative Associate Professionals	1,015
Customs, Taxation, Licensing, Welfare and Related Associate Professionals	81
Social Work Associate Professionals	31
Artistic, Entertainment & Sports Associate Professionals	472
Non-Ordained Religion Associate Professionals	-
<b>Clerks</b>	<b>8,773</b>
General Secretaries and Keyboard Operating Clerks	1,766
Numerical Clerks	1,613
Material Recording and Transport Clerks	1,071
Library, Mail and Related Clerks	1,967
Cashiers, Tellers and Related Clerks	2,045
Client Information Clerks	311
<b>Service &amp; Shop Market Sales Workers</b>	<b>12,447</b>
Travel Attendants and Guides	188
Housekeeping and Restaurant Services Workers	2,244
Personal Care Workers	1,188
Other Personal Services Workers	986
Astrologers, Fortune-Tellers and Related Workers	9
Protective Services Workers	2,952
Shopsalespersons & Demonstrators	4,869
Fashion and Other Models	11
<b>Farmers, Forestry Workers &amp; Fishermen</b>	<b>6,106</b>
Crop Farmers	2,785
Orchard Farmers	273
Ornamental & Other Plant Growers	-
Livestock and Dairy Farmers	291
Poultry Farmers	150
Other Animal Producers	232
Forest Tree Planters	10
Loggers	40
Charcoal Burners and Related Workers	-
Forest Products Gatherers	-
Aqua-Farm Cultivators	150
Inland & Coastal Waters Fishermen	507
Deep-Sea Fishermen	1,658
Hunters and Trappers	-
Fishermen, Hunters & Trappers Not Elsewhere Classified	10
<b>Craft and Related Workers</b>	<b>17,213</b>
Miners and Blasters, Stone Cutters and Carvers	19
Building Frame and Related Trades Workers	5,656
Building Finishers and Related Trades Workers	1,289
Painters, Building Structure Cleaners and Related Workers	948

# 1990 CENSUS OF POPULATION AND HOUSING

Table 15. Household Population 15 Years Old and Over by Occupation Group (Major and Minor): 1990 - Continued  
(Figures are estimates based on a 10% sample)

Major and Minor Occupation Group	Household Population 15 Years Old and Over
<b>BACOLOO CITY</b>	
Metal Molders, Welders, Sheet-Metal Workers, Structural Metal Preparers, and Related Workers	1,540
Blacksmith, Toolmakers and Related Workers	70
Machinery Mechanics and Fitters	2,858
Electrical and Electronic Instrument Mechanic and Fitters	507
Precision Workers in Metal and Related Materials	139
Potters, Glass Formers and Related Workers	211
Handicraft Workers in Wood, Textile, Leather and Related Materials	70
Printing & Related Trades Workers	40
Food and Related Products Processing Trades Workers	975
Cabinet Makers, Wood Treaters and Related Trades Workers	160
Textile & Garment Trades Workers	2,651
Helt, Leather and Shoemaking Trades Workers	80
<b>Plant &amp; Machine Operators &amp; Assemblers</b>	<b>11,030</b>
Mining and Mineral-Processing Plant Operators	59
Metal-Processing Plant Operators	30
Glass and Ceramics Kiln and Related Plant Operators	-
Wood-Processing and Paper-Making Plant Operators	41
Chemical Processing Plant Operators	71
Power Generating and Related Plant Operators	280
Automated Assembly-Line and Industrial Robot Operators	-
Metal and Mineral Products Processing Machine Operators	374
Chemical Products Machine Operators	51
Rubber and Plastic Product Machine Operators	140
Wood Product Machine Operators	-
Printing, Binding and Paper Products Machine Operators	282
Textile Products Machine Operators	50
Food and Related Products Processing Machine Operators	454
Assemblers	50
Other Stationary Machine Operators and Assemblers	-
Railway Engine Driver and Related Workers	-
Motor Vehicle Drivers	7,820
Agricultural, Earthmoving, Lifting and Other Mobile Materials-Handling Equipment Operators	280
Ship's Deck Crews and Related Workers	1,048
<b>Elementary Occupations</b>	<b>34,556</b>
Market Stall Vendors, Street Vendors and Related Workers	8,850
Shoe Cleaning and Other Street Services Elementary Occupations	130
Domestic Helpers and Cleaners and Related Workers	14,854
Building Caretakers and Window Cleaners	80
Messengers, Watchers and	

## BACOLOD CITY

Table 15. Household Population 15 Years Old and Over by Occupation Group (Major and Minor): 1990 - Continued  
(Figures are estimates based on a 10% sample)

Major and Minor Occupation Group	Household Population 15 Years Old and Over
BACOLOD CITY	
Related Laborers	940
Garbage Collectors and Related Laborers	224
Agricultural, Forestry and Fishery Laborers	5,749
Mining and Construction Laborers	526
Manufacturing Laborers	819
Transport Laborers	2,384
Non-Gainful Occupation	105,419
Housekeepers, own home	46,502
Pensioners	8,014
Students	50,903
Other Occupation n.e.c.	10,043
Occupation Not Stated	2,597

## 1990 CENSUS OF POPULATION AND HOUSING

Table 16. Household Population 15 Years Old and Over by Occupation Group (Major), Age Group and Sex: 1990  
(Figures are estimates based on a 10% sample)

Major Occupation Group and Sex	Household Population 15 Years Old and Over	AGE GROUP					
		15 - 19	20 - 24	25 - 29	30 - 34	35 - 39	40 - 44
<b>BACOLOD CITY</b>							
Both Sexes -	234,646	44,941	37,314	30,013	27,000	23,162	18,043
Officials of the Gov't & Special Interest Org, Corp Exec, Managers, Managing Prop & Supervisors	11,149	21	513	1,246	1,542	1,831	1,645
Professionals	9,741	31	976	1,679	1,596	1,195	1,325
Technicians & Associated Professionals	5,572	153	697	940	960	895	591
Clerks	8,773	224	1,469	2,217	1,402	1,310	779
Service & Shop Market Sales Workers	12,447	1,079	2,679	2,339	1,850	1,449	1,189
Farmers, Forestry Workers & Fishermen	6,106	291	537	666	879	735	591
Craft and Related Workers	17,213	881	2,098	2,863	2,567	2,674	1,944
Plant & Machine Operators & Assemblers	11,030	173	989	1,542	2,184	1,904	1,741
Elementary Occupations	34,556	6,451	6,487	4,760	4,095	3,157	2,686
Non-gainful Occupations	105,419	34,293	17,830	9,379	8,147	6,791	4,715
Other Occupations n.e.c.	10,043	1,037	2,608	1,923	1,338	1,008	689
Occupation Not Stated	2,597	307	431	459	440	213	148
<b>Male</b>	<b>110,913</b>	<b>20,623</b>	<b>17,823</b>	<b>14,474</b>	<b>13,022</b>	<b>11,154</b>	<b>8,959</b>
Officials of the Gov't & Special Interest Org, Corp Exec, Managers, Managing Prop & Supervisors	6,666	10	290	726	944	1,045	1,030
Professionals	3,503	11	259	662	562	398	457
Technicians & Associated Professionals	3,693	102	366	616	615	601	370
Clerks	2,832	10	218	588	462	454	328
Service & Shop Market Sales Workers	6,896	437	1,292	1,359	1,140	840	707
Farmers, Forestry Workers & Fishermen	5,698	291	517	616	849	674	560
Craft and Related Workers	14,946	718	1,918	2,691	2,330	2,308	1,653
Plant & Machine Operators & Assemblers	10,626	173	897	1,451	2,114	1,853	1,710
Elementary Occupations	16,966	1,890	3,146	2,722	2,493	1,847	1,369
Non-gainful Occupations	31,176	16,254	7,213	1,494	378	286	190
Other Occupations n.e.c.	6,480	615	1,470	1,262	889	705	487
Occupation Not Stated	1,431	112	237	287	246	143	98
<b>Female</b>	<b>123,733</b>	<b>24,318</b>	<b>19,491</b>	<b>15,539</b>	<b>13,978</b>	<b>12,008</b>	<b>9,084</b>
Officials of the Gov't & Special Interest Org, Corp Exec, Managers, Managing Prop & Supervisors	4,483	11	223	520	598	786	615
Professionals	6,238	20	717	1,017	1,034	797	868
Technicians & Associated Professionals	1,879	51	331	324	345	294	221
Clerks	5,941	214	1,251	1,629	940	856	451
Service & Shop Market Sales Workers	5,551	642	1,387	980	710	609	482
Farmers, Forestry Workers & Fishermen	408	-	20	50	30	61	31
Craft and Related Workers	2,267	163	180	172	237	366	291
Plant & Machine Operators & Assemblers	404	-	92	91	70	51	31
Elementary Occupations	17,590	4,561	3,341	2,038	1,602	1,310	1,317
Non-gainful Occupations	74,243	18,039	10,617	7,885	7,769	6,505	4,525
Other Occupations n.e.c.	3,563	422	1,138	661	449	303	202
Occupation Not Stated	1,166	195	194	172	194	70	50

## BACOLOD CITY

Table 16. Household Population 15 Years Old and Over by Occupation Group (Major), Age Group and Sex: 1990  
 - Continued  
 (Figures are estimates based on a 10% sample)

Major Occupation Group and Sex	AGE GROUP							
	45 - 49	50 - 54	55 - 59	60 - 64	65 - 69	70 - 74	75 - 79	80 and over
BACOLOD CITY								
Both Sexes	14,458	12,177	9,073	6,885	4,586	2,959	2,606	1,429
Officials of the Gov't & Special Interest Org, Corp Exec, Managers, Managing Prop & Supervisors	1,291	1,162	814	540	259	184	91	10
Professionals	1,073	767	570	437	61	21	10	-
Technicians & Associated Professionals	456	474	207	109	31	19	40	-
Clerks	581	343	227	130	71	20	-	-
Service & Shop Market Sales Workers	730	513	313	134	90	40	22	20
Farmers, Forestry Workers & Fishermen	487	616	537	361	191	92	82	41
Craft and Related Workers	1,616	1,239	716	344	150	80	20	21
Plant & Machine Operators & Assemblers	1,121	737	365	192	51	10	-	21
Elementary Occupations	2,264	1,842	1,329	690	417	248	110	20
Non-gainful Occupations	4,222	3,889	3,571	3,776	3,154	2,194	2,182	1,276
Other Occupations n.e.c.	486	447	295	132	40	20	10	10
Occupation Not Stated	131	148	129	40	71	31	39	10
Male	6,911	5,725	4,243	3,123	1,953	1,139	1,092	672
Officials of the Gov't & Special Interest Org, Corp Exec, Managers, Managing Prop & Supervisors	756	681	498	366	124	135	51	10
Professionals	287	346	246	213	41	21	-	-
Technicians & Associated Professionals	376	387	159	50	31	10	10	-
Clerks	289	200	140	72	61	10	-	-
Service & Shop Market Sales Workers	408	279	206	94	71	21	22	20
Farmers, Forestry Workers & Fishermen	447	548	508	341	161	92	63	31
Craft and Related Workers	1,315	1,016	545	268	92	61	20	11
Plant & Machine Operators & Assemblers	1,111	698	365	192	41	10	-	11
Elementary Occupations	1,260	837	723	329	176	113	61	-
Non-gainful Occupations	209	338	597	1,084	1,084	635	835	579
Other Occupations n.e.c.	394	297	207	94	20	20	10	10
Occupation Not Stated	59	98	49	20	51	11	20	-
Female	7,547	6,452	4,830	3,762	2,633	1,820	1,514	757
Officials of the Gov't & Special Interest Org, Corp Exec, Managers, Managing Prop & Supervisors	535	481	316	174	135	49	40	-
Professionals	786	421	324	224	20	-	10	-
Technicians & Associated Professionals	80	87	48	59	-	9	30	-
Clerks	292	143	87	58	10	10	-	-
Service & Shop Market Sales Workers	322	234	107	40	19	19	-	-
Farmers, Forestry Workers & Fishermen	40	68	29	20	30	-	19	10
Craft and Related Workers	301	223	171	76	58	19	-	10
Plant & Machine Operators & Assemblers	10	39	-	-	10	-	-	10
Elementary Occupations	1,004	1,005	606	361	241	135	49	20
Non-gainful Occupations	4,013	3,551	2,974	2,692	2,070	1,559	1,347	697
Other Occupations n.e.c.	92	150	88	38	20	-	-	-
Occupation Not Stated	72	50	80	20	20	20	19	10

## 1990 CENSUS OF POPULATION AND HOUSING

Table 17. Gainful Workers 15 Years Old and Over by Occupation Group (Major) and Industry Group (Major): 1990  
(Figures are estimates based on a 10% sample)

Major Occupation Group	Gainful Workers 15 Years Old and Over	MAJOR INDUSTRY GROUP				
		Agriculture, Fishery and Forestry	Mining and Quarrying	Manufacturing	Electricity, Gas and Water	Construction
BACOLOD CITY						
Total	129,227	13,269	121	11,873	723	7,335
Officials of the Gov't & Special Interest Org, Corp Exec, Managers, Managing Prop & Supervisors	11,149	675	10	812	30	338
Professionals	9,741	40	-	386	90	234
Technicians & Associated Professionals	5,572	243	10	501	70	30
Clerks	8,773	244	11	456	129	80
Service & Shop Market Sales Workers	12,447	111	-	403	50	20
Farmers, Forestry Workers & Fishermen	6,106	5,750	-	204	10	-
Craft and Related Workers	17,213	254	19	5,906	223	6,019
Plant & Machine Operators & Assemblers	11,030	334	21	1,455	30	140
Elementary Occupations	34,556	5,445	10	1,217	10	385
Other Occupations n.e.c.	10,043	173	40	522	81	89
Occupation Not Stated	2,597	-	-	11	-	-
Major Occupation Group		MAJOR INDUSTRY GROUP				
		Wholesale and Retail Trade	Transportation and Communication	Financing, Insurance, Real Estate and Business Services	Community, Social and Personal Services	Activities not adequately defined
BACOLOD CITY						
Total	23,825	10,783	5,410	41,550	13,505	833
Officials of the Gov't & Special Interest Org, Corp Exec, Managers, Managing Prop & Supervisors	5,892	391	311	2,025	665	-
Professionals	211	212	824	7,220	524	-
Technicians & Associated Professionals	1,422	276	798	1,655	567	-
Clerks	1,696	576	1,608	2,826	1,147	-
Service & Shop Market Sales Workers	4,228	277	1,428	5,368	562	-
Farmers, Forestry Workers & Fishermen	52	30	-	30	30	-
Craft and Related Workers	633	559	-	3,190	410	-
Plant & Machine Operators & Assemblers	473	6,163	70	2,037	307	-
Elementary Occupations	8,924	2,149	109	15,739	568	-
Other Occupations n.e.c.	294	150	252	1,450	6,992	-
Occupation Not Stated	-	-	10	10	1,733	833

## BACOLOD CITY

Table 18. Household Population 15 Years Old and Over by Employment Status, Age Group and Sex: 1990  
(Figures are estimates based on a 10% sample)

Age Group and Sex	Household Population 15 Years Old and Over	In the Labor Force		Not in the Labor Force
		Employed	Unemployed	
<b>BACOLOD CITY</b>				
<b>Both Sexes</b>	<b>234,646</b>	<b>119,958</b>	<b>14,688</b>	<b>100,000</b>
15 - 19	44,941	10,245	2,571	32,125
20 - 24	37,314	16,772	4,673	15,869
25 - 29	30,013	18,505	2,621	8,887
30 - 34	27,000	17,502	1,439	8,059
35 - 39	23,162	15,374	1,223	6,565
40 - 44	18,043	12,752	649	4,642
45 - 49	14,458	9,788	541	4,129
50 - 54	12,177	7,992	352	3,833
55 - 59	9,073	5,248	217	3,608
60 - 64	6,885	3,046	172	3,667
65 - 69	4,586	1,384	89	3,113
70 - 74	2,959	724	112	2,123
75 - 79	2,606	433	29	2,144
80 and Over	1,429	193	-	1,236
<b>Male</b>	<b>110,913</b>	<b>72,975</b>	<b>8,314</b>	<b>29,624</b>
15 - 19	20,623	4,064	1,346	15,213
20 - 24	17,823	9,133	2,517	6,173
25 - 29	14,474	11,541	1,462	1,471
30 - 34	13,022	11,690	780	552
35 - 39	11,154	9,969	827	358
40 - 44	8,959	8,233	399	327
45 - 49	6,911	6,298	328	285
50 - 54	5,725	5,090	229	406
55 - 59	4,243	3,429	130	684
60 - 64	3,123	1,906	124	1,093
65 - 69	1,953	820	70	1,063
70 - 74	1,139	452	82	605
75 - 79	1,092	246	20	826
80 and Over	672	104	-	568
<b>Female</b>	<b>123,733</b>	<b>46,983</b>	<b>6,374</b>	<b>70,376</b>
15 - 19	24,318	6,181	1,225	16,912
20 - 24	19,491	7,639	2,156	9,696
25 - 29	15,539	6,964	1,159	7,416
30 - 34	13,978	5,812	659	7,507
35 - 39	12,008	5,405	396	6,207
40 - 44	9,084	4,519	250	4,315
45 - 49	7,547	3,490	213	3,844
50 - 54	6,452	2,902	123	3,427
55 - 59	4,830	1,819	87	2,924
60 - 64	3,762	1,140	48	2,574
65 - 69	2,633	564	19	2,050
70 - 74	1,820	272	30	1,518
75 - 79	1,514	187	9	1,318
80 and Over	757	89	-	668



## 1990 CENSUS OF POPULATION AND HOUSING

Table 19. Employed Persons 15 Years Old and Over by Occupation Group (Major) and Industry Group (Major) in the Past Week: 1990  
(Figures are estimates based on a 10% sample)

Major Occupation Group	Employed Persons 15 Years Old and over	MAJOR INDUSTRY GROUP				
		Agriculture, Fishery and Forestry	Mining and Quarrying	Manu- facturing	Electricity, Gas and Water	Construc- tion
<b>BACOLOD CITY</b>						
Total	119,958	12,448	111	11,511	673	6,665
Officials of the Gov't & Special Interest Org, Corp Exec, Managers, Managing Prop & Supervisors	11,003	634	10	792	30	328
Professionals	9,512	40	10	376	90	215
Technicians & Associated Professionals	5,383	233	10	481	70	20
Clerks	8,433	244	11	426	119	80
Service & Shop Market Sales Workers	12,190	121	-	393	50	20
Farmers, Forestry Workers & Fishermen	5,794	5,439	-	214	-	-
Craft and Related Workers	16,228	255	19	5,703	213	5,498
Plant & Machine Operators & Assemblers	10,621	304	21	1,488	30	140
Elementary Occupations	33,477	5,045	20	1,195	-	345
Other Occupations n.e.c.	4,607	133	10	432	71	19
Occupation Not Stated	2,710	-	-	11	-	-
Major Occupation Group		MAJOR INDUSTRY GROUP				
		Wholesale and Retail Trade	Transporta- tion and Communica- tion	Financing, Insurance, Real Estate and Business Services	Community, Social and Personal Services	Activities not ade- quately defined
<b>BACOLOD CITY</b>						
Total	23,378	10,480	5,208	40,573	6,282	2,629
Officials of the Gov't & Special Interest Org, Corp Exec, Managers, Managing Prop & Supervisors	5,888	391	301	1,994	635	-
Professionals	201	182	814	7,110	474	-
Technicians & Associated Professionals	1,372	296	778	1,607	516	-
Clerks	1,655	575	1,495	2,802	1,026	-
Service & Shop Market Sales Workers	4,167	277	1,419	5,261	482	-
Farmers, Forestry Workers & Fishermen	71	30	-	20	20	-
Craft and Related Workers	583	559	-	3,058	340	-
Plant & Machine Operators & Assemblers	463	5,924	80	1,926	245	-
Elementary Occupations	8,735	2,156	109	15,457	415	-
Other Occupations n.e.c.	243	90	202	1,338	2,069	-
Occupation Not Stated	-	-	10	-	60	2,629

## BACOLOD CITY

Table 20. Unemployed Persons 15 Years Old and Over by Age Group, Sex and Highest Educational Attainment : 1990  
(Figures are estimates based on a 10% sample)

Age Group and Sex	Unemployed Persons 15 Years Old and Over	HIGHEST EDUCATIONAL ATTAINMENT			
		No Grade Completed	Pre- School	Elementary	
				Grade 1 - 4	Grade 5 - 7
<b>BACOLOD CITY</b>					
<b>Both Sexes</b>	<b>14,688</b>	<b>151</b>	<b>-</b>	<b>1,174</b>	<b>1,885</b>
15 - 19	2,571	11	-	247	357
20 - 24	4,673	-	-	180	333
25 - 29	2,621	20	-	79	302
30 - 34	1,439	10	-	124	195
35 - 39	1,223	31	-	112	162
40 - 44	649	10	-	90	100
45 - 49	541	-	-	100	119
50 - 54	352	-	-	99	89
55 - 59	217	30	-	20	87
60 - 64	172	-	-	21	101
65 - 69	89	20	-	40	10
70 - 74	112	10	-	52	30
75 - 79	29	9	-	10	-
80 and Over	-	-	-	-	-
<b>Male</b>	<b>8,314</b>	<b>81</b>	<b>-</b>	<b>900</b>	<b>1,151</b>
15 - 19	1,346	11	-	194	205
20 - 24	2,517	-	-	160	180
25 - 29	1,462	10	-	69	170
30 - 34	780	-	-	103	104
35 - 39	827	10	-	81	142
40 - 44	399	10	-	70	60
45 - 49	328	-	-	50	79
50 - 54	229	-	-	60	59
55 - 59	130	10	-	10	40
60 - 64	124	-	-	21	82
65 - 69	70	20	-	30	10
70 - 74	82	10	-	42	20
75 - 79	20	-	-	10	-
80 and Over	-	-	-	-	-
<b>Female</b>	<b>6,374</b>	<b>70</b>	<b>-</b>	<b>274</b>	<b>734</b>
15 - 19	1,225	-	-	53	152
20 - 24	2,156	-	-	20	153
25 - 29	1,159	10	-	10	132
30 - 34	659	10	-	21	91
35 - 39	396	21	-	31	20
40 - 44	250	-	-	20	40
45 - 49	213	-	-	50	40
50 - 54	123	-	-	39	30
55 - 59	87	20	-	10	47
60 - 64	48	-	-	-	19
65 - 69	19	-	-	10	-
70 - 74	30	-	-	10	10
75 - 79	9	9	-	-	-
80 and Over	-	-	-	-	-

# 1990 CENSUS OF POPULATION AND HOUSING

Table 20. Unemployed Persons 15 Years Old and Over by Age Group, Sex and Highest Educational Attainment : 1990 - Continued  
(Figures are estimates based on a 10% sample)

Age Group and Sex	HIGHEST EDUCATIONAL ATTAINMENT						Not Stated
	High School		Post Secondary Course		College	Academic	
	Under-graduate	Graduate	Under-graduate	Graduate	Under-graduate	Degree Holder	
<b>BACOLOD CITY</b>							
Both Sexes	1,603	3,278	575	1,506	1,868	2,628	20
15 - 19	502	720	122	326	225	61	-
20 - 24	381	1,102	219	605	662	1,171	20
25 - 29	218	473	70	340	411	708	-
30 - 34	110	313	52	144	246	245	-
35 - 39	183	256	40	61	154	224	-
40 - 44	60	129	20	20	100	120	-
45 - 49	90	99	33	-	40	60	-
50 - 54	30	85	10	10	20	9	-
55 - 59	-	70	-	-	-	10	-
60 - 64	10	11	9	-	10	10	-
65 - 69	9	10	-	-	-	-	-
70 - 74	10	-	-	-	-	10	-
75 - 79	-	10	-	-	-	-	-
80 and Over	-	-	-	-	-	-	-
Male	1,059	1,713	320	642	1,148	1,290	10
15 - 19	349	322	20	102	102	41	-
20 - 24	209	607	168	299	338	546	10
25 - 29	158	260	40	128	289	338	-
30 - 34	60	140	32	73	186	82	-
35 - 39	153	155	30	20	113	123	-
40 - 44	30	59	20	10	60	80	-
45 - 49	70	39	-	-	30	60	-
50 - 54	30	40	10	10	20	-	-
55 - 59	-	60	-	-	-	10	-
60 - 64	-	11	-	-	10	-	-
65 - 69	-	10	-	-	-	-	-
70 - 74	-	-	-	-	-	10	-
75 - 79	-	10	-	-	-	-	-
80 and Over	-	-	-	-	-	-	-
Female	544	1,565	255	864	720	1,338	10
15 - 19	153	398	102	224	123	20	-
20 - 24	172	495	51	306	324	625	10
25 - 29	60	213	30	212	122	370	-
30 - 34	50	173	20	71	60	163	-
35 - 39	30	101	10	41	41	101	-
40 - 44	30	70	-	10	40	40	-
45 - 49	20	60	33	-	10	-	-
50 - 54	-	45	-	-	-	9	-
55 - 59	-	10	-	-	-	-	-
60 - 64	10	-	9	-	-	10	-
65 - 69	9	-	-	-	-	-	-
70 - 74	10	-	-	-	-	-	-
75 - 79	-	-	-	-	-	-	-
80 and Over	-	-	-	-	-	-	-

## BACOLOD CITY

21. Ever-Married Women 15 to 49 Years Old by Number of Children Ever Born and Age Group: 1990  
(Figures are estimates based on a 10% sample)

Age Group	Total Number of Children Ever Born	Ever Married Women 15 to 49 Years Old	NUMBER OF CHILDREN EVER BORN										Average Parity
			0	1	2	3	4	5	6	7	8 or more	Not Reported	
BACOLOD CITY													
Total	162,161	53,958	5,453	9,248	10,799	9,621	7,244	4,477	3,113	1,833	2,170	-	3.01
15 - 19	801	1,253	614	488	140	11	-	-	-	-	-	-	.64
20 - 24	8,690	6,419	1,335	2,610	1,657	594	162	30	31	-	-	-	1.35
25 - 29	18,828	9,520	1,299	2,440	2,807	1,745	600	285	114	10	20	-	1.98
30 - 34	31,511	11,310	1,015	1,596	2,653	2,431	2,000	905	383	194	133	-	2.79
35 - 39	37,488	10,469	537	1,056	1,731	2,236	1,771	1,302	922	490	424	-	3.58
40 - 44	33,293	8,136	311	602	1,197	1,540	1,506	993	746	503	738	-	4.09
45 - 49	31,550	6,851	342	456	614	1,064	1,005	962	917	636	855	-	4.61

22. Ever-Married Women 15 to 49 Years Old by Age Group and Age at First Marriage: 1990  
(Figures are estimates based on a 10% sample)

Age Group	Ever-Married Women 15 to 49 Years Old	AGE AT FIRST MARRIAGE									Average age at first marriage	
		below 15	15	16	17	18	19	20				
BACOLOD CITY												
Total	53,958	762	1,137	2,577	3,144	5,624	4,615	6,008				
15-19	1,253	62	133	192	364	327	105	-				
20-24	6,419	102	152	465	527	968	1,193	1,220				
25-29	9,520	185	123	382	436	832	796	865				
30-34	11,310	142	151	560	490	1,036	935	1,164				
35-39	10,469	61	216	425	651	956	671	1,120				
40-44	8,136	130	211	301	373	756	533	832				
45-49	6,851	80	151	252	303	749	382	807				
Age Group	AGE AT FIRST MARRIAGE											Average age at first marriage
	21	22	23	24	25	26	27	28	29	30 and over	Not Stated	
BACOLOD CITY												
Total	4,235	4,259	3,961	3,320	3,897	1,835	1,899	1,640	992	2,722	1,331	21.7
15-19	-	-	-	-	-	-	-	-	-	-	70	16.9
20-24	606	510	273	101	-	-	-	-	-	-	302	19.2
25-29	921	963	1,016	863	851	418	416	151	20	-	282	21.4
30-34	944	968	846	740	842	377	463	466	369	573	244	22.1
35-39	679	838	717	672	979	447	324	408	223	880	202	22.4
40-44	602	535	666	543	552	292	474	342	150	754	90	22.6
45-49	483	445	443	401	673	301	222	273	230	515	141	22.5

## 1990 CENSUS OF POPULATION AND HOUSING

Table 23. Overseas Workers by Age Group and Highest Educational Attainment: 1990

Highest Educational Attainment	Total Overseas Workers	AGE GROUP						
		Below 20	20 - 24	25 - 29	30 - 34	35 - 39	40 - 44	45 and Over
<b>BACOLOD CITY</b>								
Total	1,945	73	209	374	469	326	198	296
No Grade Completed	2	-	-	-	-	-	-	2
Pre-School	-	-	-	-	-	-	-	-
Elementary	74	21	5	4	5	9	9	21
1st - 4th Grade	25	9	3	1	1	1	3	7
5th - 7th Grade	49	12	2	3	4	8	6	14
High School	244	38	30	28	31	43	29	45
Undergraduate	66	19	5	8	8	9	5	12
Graduate	178	19	25	20	23	34	24	33
Post Secondary	339	6	44	60	92	59	28	50
Undergraduate	39	2	8	3	6	5	4	11
Graduate	300	4	36	57	86	54	24	39
College Undergraduate	230	5	35	43	51	36	18	42
Academic Degree Holder	1,041	1	95	235	288	177	114	131
Not Stated	15	2	-	4	2	2	-	5

## BACOLOD CITY

Table 24. Households by Type of Household Amenities: 1990  
(Figures are estimates based on a 10% sample)

Household Amenities	Number of Households
<b>BACOLOD CITY</b>	
<b>Fuel Used For Lighting</b>	
Total	66,424
Electricity	54,469
Kerosene (Gaas)	11,597
Liquefied Petroleum Gaas (LPG)	327
Oil	22
Others	9
<b>Main Source of Drinking Water</b>	
Total	66,424
Own Use, Faucet, Community Water System	22,650
Shared Faucet, Community Water System	17,718
Own Use, Tubed/Piped Deep Well	5,608
Shared, Tubed/Piped Deep Well	14,220
Tubed/Piped Shallow Well	1,843
Dug Well	2,814
Spring, Lake, River, Rain, Etc.	937
Peddler	634
<b>Fuel Used for Cooking</b>	
Total	66,424
Electricity	1,723
Kerosene (Gaas)	4,280
Liquefied Petroleum Gaas (LPG)	15,532
Charcoal	23,638
Wood	21,004
Others	149
None	98
<b>Toilet Facility Being Used</b>	
Total	66,424
Water-sealed, Sewer/Septic Tank Used Exclusively by the Household	29,786
Water-sealed, Sewer/Septic Tank Shared with other Household	6,392
Water-sealed, Other Depository, Used Exclusively by the Household	5,886
Water-sealed, Other Depository, Shared with other Household	3,154
Closed Pit	4,278
Open Pit	5,172
Others (Pail System, etc.)	1,613
None	10,143
<b>Usual Manner of Garbage Disposal</b>	
Total	66,424
Picked up by Garbage Truck	14,694
Dumping in Individual Pit (not Burned)	13,327
Burning	26,089
Composting (Later Used as Fertilizer)	2,348
Burying	3,694
Feeding to Animals	1,601
Others	4,671

# **APPENDICES**

## **APPENDIX A**

### **BATAS PAMBANSA BLG.72**

**AN ACT PROVIDING FOR THE TAKING OF AN INTEGRATED CENSUS EVERY TEN YEARS BEGINNING IN THE YEAR NINETEEN HUNDRED AND EIGHTY, AND FOR OTHER PURPOSES.**

**Be it enacted by the Batasang Pambansa in session assembled:**

**SECTION 1.** A national census of population and other related data shall be taken every decade beginning in 1980, in accordance with plans prepared by the National Census and Statistics Office, without prejudice to the undertaking of special censuses on agriculture, industry, commerce, housing and other sectors as may be approved by the National Economic and Development Authority.

**SECTION 2.** There is hereby created the National Census Coordinating Board to be composed of the Minister of Economic Planning, as Chairman, the Minister of Human Settlements, the Minister of the Budget, the Minister of the Justice, the Minister of National Defense, the Minister of Labor, the Minister of Finance, the Minister of Education and Culture, the Minister of Public Works, the Minister of Transportation and Communications, the Minister of Public Highways, the Minister of Agriculture, the Minister of Natural Resources, the Minister of Public Information, and the Minister of Local Government and Community Development, as members, with the Executive Director of the National Census and Statistics Office as Executive Officer of the Board.

The censuses shall be under the supervision and coordination of the National Census Coordinating Board which shall issue such rules and regulations as may be necessary for the successful undertaking and completion of the censuses provided in this Act.

**SECTION 3.** There shall be established a provincial, city and municipal census board in each province, city and municipality, as the case may be, which shall provide such facilities and assistance as may be required by the National Census Coordinating Board. The boards shall be under the supervision and control of the National Census Coordinating Board.

**SECTION 4.** The Provincial Census Board shall be composed of the Provincial Governor, as Chairman, and the Division Superintendent of Schools, or in the case of provinces with more than one school division, the Division Superintendent designated by the National Census Coordinating Board, as Vice Chairman, the District Highway



## **APPENDIX A**

Engineer, or in the case of provinces which have two or more highway engineering districts, the one that may be designated by the National Census Coordinating Board, the Provincial Commander of the Philippine Constabulary, the Provincial Development Officer, the Provincial Assessor, and the Provincial Agriculturist, as members, with the Provincial Census Officer as the Executive Officer.

The City Census Board shall be composed of the City Mayor, as Chairman, and the City Superintendent of Schools, as Vice Chairman, the City Engineer, the City Development Officer, and the City Assessor, as members, with the City Census Officer as the Executive Officer.

The Municipal Census Board shall be composed of the Municipal Mayor, as Chairman, and the District Supervisor, the Municipal Agriculturist, the Station Commander, the Municipal Treasurer, and the Municipal Development Officer, as members, with the Municipal Census Officer/Census Supervisor as the Executive Officer.

**SECTION 5.** The National Census Coordinating Board and the local census boards may call upon any ministry, bureau, office, agency or instrumentality of the Government for any assistance in the performance of their duties.

**SECTION 6.** The first day of May of every regular census year is hereby designated as the reference date for the census. The collection of data will be by enumeration and the respondent shall be the head or any responsible member of the household.

**SECTION 7.** Public school teachers shall be employed for enumeration work and for such service shall be paid an honorarium as may be determined by the National Census Coordinating Board but in no case not less than two hundred-fifty pesos and shall receive service credits equivalent to the number of days rendered in census work. Other government employees whose services are engaged for census work shall be entitled to such allowances as shall be prescribed by the National Census Coordinating Board payable from census funds. The census herein taken at the barangay level shall be certified to by the corresponding barangay captain.

**SECTION 8.** Before the end of the year 1980 and of every census year thereafter, a count of the population by province, city, municipality and barangay shall be published by the National Census and Statistics Office. The final population count as determined from the processed census returns shall be considered official for all purposes upon proclamation by the President (Prime Minister).

## **APPENDIX A**

**SECTION 9.** Data gathered pursuant to this Act shall not be used as evidence in any court or public office for or against any person, except in a criminal case for violation of Section 10 of this Act, nor shall such data be divulged to any person except to authorized employees of the National Census and Statistics Office, acting in the performance of their duties; nor shall such data be published except in the form of summaries or statistical tables in which no reference to an individual shall appear. Any person violating any provision of this Section shall be punished by a fine of not more than five hundred pesos or by imprisonment of not more than six months, or both.

**SECTION 10.** Any respondent as provided for in Section 6 who unjustifiably refuses to furnish the information called for in the census questionnaire, or knowingly certifies or gives data or information which shall prove to be materially untrue in any particular, shall be guilty of an offense under this Act and shall, upon conviction, be punished by a fine of not more than five hundred pesos or by imprisonment of not more than three months, or both.

**SECTION 11.** The amount necessary for the holding of censuses shall be charged to the appropriations available for the purpose in the corresponding Appropriations Acts.

**SECTION 12.** This Act shall take effect upon its approval.

**Approved, June 11, 1980**

**(SGD.) FERDINAND E. MARCOS**

## **APPENDIX B**

### **LIST OF TABLES IN CPH REPORT NO. 4 - HOUSING STATISTICS**

#### **Table**

- 1 Housing Units, Occupied and Vacant: 1990, 1980, 1970 and 1960**
- 2 Occupied Housing Units, Households, Household Population by Type of Building: 1990**
- 3 Occupied Housing Units, by Construction Materials of the Outer Walls and Roof: 1990**
- 4 Occupied Housing Units by Condition (State of Repair) of the Building, Year Built: 1990**
- 5 Occupied Housing Units by Type of Building, Number of Households in Each Housing Unit: 1990**
- 6 Occupied Housing Units by Floor Area and Number of Occupants in Each Housing Unit: 1990**
- 7 Households by Type of Building and Tenure Status of the Housing Unit: 1990**
- 8 Owner-Households in Occupied Housing Units by Tenure Status of Lot: 1990**
- 9 Percentage Distribution of Owner-Households in Occupied Housing Units by Mode of Acquisition of the Housing Unit: 1990**
- 10 Percentage Distribution of Owner Households Who Had Purchased/Constructed Their Housing Units by Reported Sources of Financing: 1990**

## **APPENDIX B**

### **LIST OF TABLES IN CPH REPORT NO. 4 - HOUSING STATISTICS** (continued)

#### **Table**

- 11 Percentage Distribution of Renter-Households in Occupied Housing Units by Monthly Rental of Housing Units: 1990**
- 12 Characteristics of Housing Units Which are Vacant, Occasionally Used or Occupied by Households Not Eligible for Enumeration: 1990**

## **APPENDIX C**

### **LIST OF UNPUBLISHED TABLES - POPULATION**

#### **Table**

- U1 Non-Filipino Residents by Age Group and Sex: 1990**
- U2 Disabled Persons by Sex, Type of Disability: 1990**
- U3 Household Population 7 Years Old and Over by Highest Educational Attainment, Sex and by Single-Year Age Classification: 1990**
- U4 Household Population 7 Years Old and Over by Highest Educational Attainment, School Attendance During June 1989 to March 1990, Age Group, and Sex: 1990**
- U5 Household Population 7 Years Old and Over by School Attendance During June 1989 to March 1990, Age Group, and Sex: 1990**
- U6 Household Population 15 Years Old and Over with Post Secondary or College Degree by Specific Degree/Title and Sex: 1990**
- U7 Household Population 5 Years Old and Over by Ability to Speak Filipino by Age Group: 1990**
- U8 Language/Dialect Spoken in Households: 1990**
- U9 Household Population 15 Years Old and Over by Place of Present Residence and By Mother Usual Place of Residence at Person's Birth, Sex: 1990**
- U10 Household Population 15 Years Old and Over by Place of Present Residence, Place of Previous Residence, and Sex: 1990**
- U11 Household Population by Duration of Stay in Present Residence and Sex: 1990**
- U12 Household Population 15 Years Old and Over by Sex, Occupation Group (Major), and Highest Educational Attainment: 1990**

## APPENDIX C

### LIST OF UNPUBLISHED TABLES - POPULATION (continued)

#### Table

- U13 Ever-Married Women 15 to 49 Years Old by Number of Children Ever Born, and Age Group: 1990
- U14 Ever-Married Women 15 to 49 Years Old by Age Group and Age at First Marriage: 1990
- U15 Ever-Married Women 15 to 49 Years Old by Number of Children Ever Born and Highest Educational Attainment: 1990
- U16 Ever-Married Women 15 to 49 Years Old by Number of Children Living and Age Group: 1990
- U17 Ever-Married Women 15 to 49 Years Old by Number of Children Born Alive During the Last 12 Months, Number of Children Still Living and Age Group: 1990
- U18 Household Population 5 Years Old and Over by Present Residence, Place of School and Sex: 1990
- U19 Household Population 15 Years Old and Over by Present Residence, Place of Work and Sex: 1990

## **APPENDIX D**

### **LIST OF UNPUBLISHED TABLES - HOUSING**

#### **Table**

- U1 Occupants by Type of Building, Fuel Used for Lighting: 1990**
- U2 Occupants by Type of Building and Main Source of Drinking Water: 1990**
- U3 Occupants by Type of Building and Kind of Toilet Facility Used: 1990**
- U4 Households by Type of Building and Fuel Used for Lighting: 1990**
- U5 Households by Type of Building and Main Source of Drinking Water: 1990**
- U6 Households by Type of Building and Kind of Toilet Facility Used: 1990**
- U7 Households by Year Built, Construction Materials of the Roof and Outer Walls: 1990**
- U8 Households By Ownership of Land: 1990**


<p><b>CPH FORM 1</b> May 1, 1990</p> <p>VSCB Approval No. A0477-R191-MS</p> <p>Expires on - December 31, 1990</p>	<p>Republic of the Philippines <b>NATIONAL STATISTICS OFFICE</b> Manila</p> <p><b>1990 Census</b> <i>of</i> <b>Population and Housing</b></p> <p><b>LISTING BOOKLET</b></p>	<p><b>CONFIDENTIALITY:</b></p> <p>This census is authorized by Commonwealth Act No. 591 and B.P. Blg.72.</p> <p>All information is held strictly <b>CONFIDENTIAL</b>.</p>
---	---	---

**GEOGRAPHIC IDENTIFICATION**

Province			
City/Municipality			
Barangay			
Enumeration Area No.			
Random Start			
No. of Sample Households			
Total Listing Pages Used			

**PROCESSING RECORD**

	ACTIVITY	DATE		SIGNATURE OF PERSON RESPONSIBLE	REMARKS
		Started	Finished		
N	Listing and Enumeration				
T	Receipt				
S	Verification of Computation of Sheet Totals				
C	Receipt				
A	Verification of Geographic Identification				
S	Verification of Questionnaires vs. Listing				









# APPENDIX E

## ENUMERATOR'S DAILY ACCOMPLISHMENT AND QUESTIONNAIRE TRANSMITTAL RECORD

DATE (May)	NUMBER OF HOUSEHOLDS ENUMERATED		REMARKS	NO. OF QUESTIONNAIRES						TS SIGNATURE AND REMARKS
	Daily	Cumulative Total		SUBMITTED TO TEAM SUPERVISOR			RETURNED BY TEAM SUPERVISOR			
				FORM 2	FORM 3	FORM 4	FORM 2	FORM 3	FORM 4	
1										
2										
3										
4										
5										
6										
7										
8										
9										
10										
11										
12										
13										
14										
15										
16										
17										
18										
19										
20										

**NOTES:**

<p><b>CPH FORM 2 MAY 1, 1990</b></p> <p>NSCB Approval No. A0477-R192-MS</p> <p>Expires on - December 31, 1990</p>	<p>Republic of the Philippines <b>NATIONAL STATISTICS OFFICE</b> Manila</p> <p><b>1990 Census of Population and Housing</b></p> <p><b>COMMON HOUSEHOLD QUESTIONNAIRE</b></p>	<p><b>CONFIDENTIALITY:</b></p> <p>This census is authorized by Commonwealth Act No. 591 and B. P. Blg. 72.</p> <p>All information is held strictly <b>CONFIDENTIAL</b>.</p>
---	--	---

**GEOGRAPHIC IDENTIFICATION**

Booklet \_\_\_\_\_ of \_\_\_\_\_ booklets

Province	_____	<table border="1" style="width: 100%; height: 20px;"> <tr><td style="width: 50%;"></td><td style="width: 50%;"></td></tr> </table>			
City/Municipality	_____	<table border="1" style="width: 100%; height: 20px;"> <tr><td style="width: 50%;"></td><td style="width: 50%;"></td></tr> </table>			
Barangay	_____	<table border="1" style="width: 100%; height: 20px;"> <tr><td style="width: 33%;"></td><td style="width: 33%;"></td><td style="width: 33%;"></td></tr> </table>			
Enumeration Area No.	.....	<table border="1" style="width: 100%; height: 20px;"> <tr><td style="width: 50%;"></td><td style="width: 50%;"></td></tr> </table>			
CB Building Serial No.	.....	<table border="1" style="width: 100%; height: 20px;"> <tr><td style="width: 33%;"></td><td style="width: 33%;"></td><td style="width: 33%;"></td></tr> </table>			
Building Serial No.	.....	<table border="1" style="width: 100%; height: 20px;"> <tr><td style="width: 33%;"></td><td style="width: 33%;"></td><td style="width: 33%;"></td></tr> </table>			
Housing Unit Serial No.	.....	<table border="1" style="width: 100%; height: 20px;"> <tr><td style="width: 33%;"></td><td style="width: 33%;"></td><td style="width: 33%;"></td></tr> </table>			
Household Serial No.	.....	<table border="1" style="width: 100%; height: 20px;"> <tr><td style="width: 33%;"></td><td style="width: 33%;"></td><td style="width: 33%;"></td></tr> </table>			
Line Number of Respondent	.....	<table border="1" style="width: 100%; height: 20px;"> <tr><td style="width: 50%;"></td><td style="width: 50%;"></td></tr> </table>			
Name of Household Head	_____				
Address	_____				
	(House No. and Street Name or Name of Sitio)				

**CERTIFICATION**

*I hereby certify that the data set forth were obtained/reviewed by me personally and in accordance with the instructions.*

\_\_\_\_\_  
Signature Over Printed Name of Enumerator

\_\_\_\_\_  
Date Accomplished

\_\_\_\_\_  
Signature Over Printed Name of Team Supervisor

\_\_\_\_\_  
Date Reviewed

**APPENDIX F**

NAME		POPULATION						
		ALL						
		Relation- ship to HH Head	Age		Sex	Marital Status	Religious Affiliation	
LINE NUMBER	Who is the head of this household? Who are the persons usually residing here as of May 1, 1990?  LIST IN THIS ORDER (FAMILY NAME FIRST)  Head Spouse of the head Never-married children of head/spouse (oldest to youngest) Ever-married children of head/spouse and their families (oldest to youngest) Other relatives of head Non-relatives of head  (BE SURE TO INCLUDE BABIES AND ELDERLY PER- SONS AND MEMBERS OF HOUSEHOLDS TEMPORARILY AWAY ON VACATION, ON BUSINESS, IN THE HOSPITAL, ETC.)  ENCIRCLE LINE NO. OF RESPONDENT	ENTER  1 IF OVER- SEAS WORK- ER  2 IF OTH- ER- WISE	What is _____'s rela- tionship to the house- hold head?	Date of Birth  ENTER MONTH AND YEAR.	What is _____'s age as of his/ her last birthday?  IF AGE IS LESS THAN ONE YEAR, ENTER '00'.	1 M A L E  2 F E M A L E  EN- CIRCLE CODE	What is _____'s marital status?  ENTER CODE  1 Single 2 Married 3 Widowed 4 Divorced/ Separated 5 Others 6 Unknown  FOR PERSONS BELOW 10 YEARS OLD ENTER '1'.	What is religious affil- iation?  ENTER APPROPRIATE CODE LISTED BELOW.  IF OTHERS, SPECIFY.
	(P1)	(P2)	(P3)	(P4)	(P5)	(P6)	(P7)	(P8)
	01		01	Mo. _____ Yr. _____		1 M  2 F		
	02			Mo. _____ Yr. _____		1 M  2 F		
	03			Mo. _____ Yr. _____		1 M  2 F		
	04			Mo. _____ Yr. _____		1 M  2 F		
	05			Mo. _____ Yr. _____		1 M  2 F		
	06			Mo. _____ Yr. _____		1 M  2 F		
	07			Mo. _____ Yr. _____		1 M  2 F		
	08			Mo. _____ Yr. _____		1 M  2 F		
ARE THERE MORE THAN 8 MEMBERS IN THIS HOUSEHOLD?  1 Yes, USE ANOTHER BOOKLET  2 No	Codes for P3, Relationship to Household Head 01 Head                      11 Father 02 Spouse                    12 Mother 03 Son                        13 Brother 04 Daughter                14 Sister 05 Stepson                  15 Uncle 06 Stepdaughter            16 Aunt 07 Son-in-law               17 Nephew 08 Daughter-in-law        18 Niece 09 Grandson                19 Other Relative 10 Granddaughter         00 Non-relative				Codes for P8, Religious Affiliation 00 None 01 Roman Catholic 02 Aglipay 03 Islam 04 Iglesia ni Cristo 05 United Churches of Christ in the Phil. Others, specify			

# CENSUS QUESTIONS

PERSONS

5 YEARS OLD AND OVER

Citizenship		Disability		Residence 5 Years Ago	Literacy	Highest Educational Attainment	LINE NUMBER
Is _____ a citizen of the Phil.?	What country is _____ a citizen of?	Does _____ have any physical or mental disability?	What type of disability does _____ have?	In what city/municipality and province did _____ reside on May 1, 1985?	Can _____ read & write a simple message in any language or dialect?	What is the highest grade/year completed by _____?	
ENCIRCLE CODE	ENTER APPROPRIATE CODE LISTED BELOW.	ENCIRCLE CODE	ENTER APPROPRIATE CODE LISTED BELOW.	7 Foreign Country 8 Same City/Municipality 9 Unknown	ENCIRCLE CODE	ENTER APPROPRIATE CODE LISTED BELOW.	
1 Yes, SKIP TO P11.	IF OTHERS, SPECIFY.	1 Yes	IF OTHERS, SPECIFY.	IF ANOTHER CITY/MUNICIPALITY, SPECIFY THE CITY/MUN. AND PROVINCE.	1 Yes	IF GRADUATE OF POST-SECONDARY OR COLLEGE COURSE, SPECIFY FIELD OF STUDY.	
2 No		2 No, SKIP TO P17.			2 No		
(P9)	(P10)	(P11)	(P12)	(P17)	(P19)	(P22)	
1 Y		1 Y			1 Y		01
2 N		2 N			2 N		
1 Y		1 Y			1 Y		02
2 N		2 N			2 N		
1 Y		1 Y			1 Y		03
2 N		2 N			2 N		
1 Y		1 Y			1 Y		04
2 N		2 N			2 N		
1 Y		1 Y			1 Y		05
2 N		2 N			2 N		
1 Y		1 Y			1 Y		06
2 N		2 N			2 N		
1 Y		1 Y			1 Y		07
2 N		2 N			2 N		
1 Y		1 Y			1 Y		08
2 N		2 N			2 N		

<p style="text-align: center;"><i>Codes for P10, Country of Citizenship</i></p> <p>01 People's Republic of China 02 U. S. A. 03 Indonesia 04 India 05 Japan 06 Iran 07 Australia 08 United Kingdom Others, specify</p>	<p style="text-align: center;"><i>Codes for P12, Disability</i></p> <p>1 Blindness 2 Deafness 3 Muteness 4 Deafness/Muteness 5 Speech Impairment 6 Mental Illness 7 Mental Retardation 8 Orthopedic Handicap 9 Multiple Disability 0 Others, specify</p>	<p style="text-align: center;"><i>Codes for P22, Highest Educational Attainment</i></p> <p>0000 No Grade Completed 0100 Pre-school</p> <table style="width: 100%; border: none;"> <tr> <td style="text-align: center;">ELEMENTARY</td> <td style="text-align: center;">HIGH SCHOOL</td> <td style="text-align: center;">COLLEGE</td> </tr> <tr> <td>1100 Grade 1</td> <td>2100 1st Year</td> <td>3100 1st Year</td> </tr> <tr> <td>1200 Grade 2</td> <td>2200 2nd Year</td> <td>3200 2nd Year</td> </tr> <tr> <td>1300 Grade 3</td> <td>2300 3rd Year</td> <td>3300 3rd Year</td> </tr> <tr> <td>1400 Grade 4</td> <td>2400 4th Year</td> <td>3400 4th Year</td> </tr> <tr> <td>1500 Grade 5</td> <td>3000 Undergraduate</td> <td>Post-Secondary</td> </tr> <tr> <td>1600 Grade 6 or 7</td> <td></td> <td></td> </tr> </table>	ELEMENTARY	HIGH SCHOOL	COLLEGE	1100 Grade 1	2100 1st Year	3100 1st Year	1200 Grade 2	2200 2nd Year	3200 2nd Year	1300 Grade 3	2300 3rd Year	3300 3rd Year	1400 Grade 4	2400 4th Year	3400 4th Year	1500 Grade 5	3000 Undergraduate	Post-Secondary	1600 Grade 6 or 7		
ELEMENTARY	HIGH SCHOOL	COLLEGE																					
1100 Grade 1	2100 1st Year	3100 1st Year																					
1200 Grade 2	2200 2nd Year	3200 2nd Year																					
1300 Grade 3	2300 3rd Year	3300 3rd Year																					
1400 Grade 4	2400 4th Year	3400 4th Year																					
1500 Grade 5	3000 Undergraduate	Post-Secondary																					
1600 Grade 6 or 7																							

# APPENDIX F

<b>HOUSING CENSUS QUESTIONS</b>																																		
<p><b>B1 TO B4 ARE TO BE ANSWERED BY MERE OBSERVATION. IF DOUBTFUL, ASK THE RESPONDENT.</b></p>	<p><b>D1 IS TO BE ASKED FROM ANY HOUSEHOLD IN THIS HOUSING UNIT.</b></p>																																	
<p><b>B1 TYPE OF BUILDING/HOUSE</b></p> <p>1 Single house                  2 Duplex                  3 Multi-unit residential (3 units or more)                  4 Commercial/Industrial/Agricultural (office, factory, etc.)                  5 Institutional living quarters (hotel, hospital, etc.)                  6 Other housing unit (boat, cave, etc.)</p> <p style="text-align: right;">ENTER CODE <input style="width: 50px;" type="text"/></p>	<p><b>D1 FLOOR AREA OF THIS HOUSING UNIT</b></p> <p style="text-align: center;"><i>What is the estimated floor area of this housing unit ?</i></p> <table style="width: 100%; border-collapse: collapse;"> <thead> <tr> <th style="width: 30%;"></th> <th style="width: 35%; text-align: center;">SQUARE METERS</th> <th style="width: 35%; text-align: center;">SQUARE FEET</th> </tr> </thead> <tbody> <tr><td>01</td><td style="text-align: center;">less than 10</td><td style="text-align: center;">less than 108</td></tr> <tr><td>02</td><td style="text-align: center;">10 - 19</td><td style="text-align: center;">108 - 209</td></tr> <tr><td>03</td><td style="text-align: center;">20 - 29</td><td style="text-align: center;">210 - 317</td></tr> <tr><td>04</td><td style="text-align: center;">30 - 49</td><td style="text-align: center;">318 - 532</td></tr> <tr><td>05</td><td style="text-align: center;">50 - 69</td><td style="text-align: center;">533 - 748</td></tr> <tr><td>06</td><td style="text-align: center;">70 - 89</td><td style="text-align: center;">749 - 963</td></tr> <tr><td>07</td><td style="text-align: center;">90 - 119</td><td style="text-align: center;">964 - 1286</td></tr> <tr><td>08</td><td style="text-align: center;">120 - 149</td><td style="text-align: center;">1287 - 1609</td></tr> <tr><td>09</td><td style="text-align: center;">150 - 199</td><td style="text-align: center;">1610 - 2147</td></tr> <tr><td>10</td><td style="text-align: center;">200 and over</td><td style="text-align: center;">2148 and over</td></tr> </tbody> </table> <p style="text-align: right;">ENTER CODE <input style="width: 50px;" type="text"/></p>		SQUARE METERS	SQUARE FEET	01	less than 10	less than 108	02	10 - 19	108 - 209	03	20 - 29	210 - 317	04	30 - 49	318 - 532	05	50 - 69	533 - 748	06	70 - 89	749 - 963	07	90 - 119	964 - 1286	08	120 - 149	1287 - 1609	09	150 - 199	1610 - 2147	10	200 and over	2148 and over
	SQUARE METERS	SQUARE FEET																																
01	less than 10	less than 108																																
02	10 - 19	108 - 209																																
03	20 - 29	210 - 317																																
04	30 - 49	318 - 532																																
05	50 - 69	533 - 748																																
06	70 - 89	749 - 963																																
07	90 - 119	964 - 1286																																
08	120 - 149	1287 - 1609																																
09	150 - 199	1610 - 2147																																
10	200 and over	2148 and over																																
<p><b>B2 CONSTRUCTION MATERIAL OF THE ROOF</b></p> <p>1 Galvanized iron/Aluminum                  2 Tile/Concrete/Clay tile                  3 Half galvanized iron and half concrete                  4 Wood                  5 Cogon/Nipa/Anahaw                  6 Asbestos                  7 Makeshift/Salvaged/Improvised materials                  8 Others, specify _____</p> <p style="text-align: right;">ENTER CODE <input style="width: 50px;" type="text"/></p>	<p><b>H4, H7, H11 AND H12 ARE TO BE ANSWERED BY ALL HOUSEHOLDS.</b></p>																																	
<p><b>B3 CONSTRUCTION MATERIAL OF THE OUTER WALLS</b></p> <p>01 Concrete/Brick/Stone                  02 Wood                  03 Half concrete/brick/stone and half wood                  04 Galvanized iron/Aluminum                  05 Bamboo/Sawali/Cogon/Nipa                  06 Asbestos                  07 Glass                  08 Makeshift/Salvaged/Improvised materials                  09 Others, specify _____                  10 Nowalls</p> <p style="text-align: right;">ENTER CODE <input style="width: 50px;" type="text"/></p>	<p><b>H4 TENURE STATUS OF THE HOUSING UNIT</b></p> <p style="text-align: center;"><i>What is the tenure status of this housing unit ?</i></p> <p>1 Owned/being amortized                  2 Rented                  3 Being occupied for free with consent of owner                  4 Being occupied for free without consent of owner</p> <div style="border: 1px solid black; border-radius: 15px; padding: 5px; display: inline-block; margin-left: 20px;">                 ENTER CODE. GO TO H11             </div> <p style="text-align: right;">ENTER CODE <input style="width: 50px;" type="text"/></p>																																	
<p><b>B4 STATE OF REPAIR</b></p> <p style="text-align: center;"><i>Determine the current condition of the building/house.</i></p> <p>1 Needs no repair/needs minor repair                  2 Needs major repair                  3 Dilapidated/condemned                  4 Under renovation/being repaired                  5 Under construction                  6 Unfinished construction</p> <p style="text-align: right;">ENTER CODE <input style="width: 50px;" type="text"/></p>	<p><b>H7 TENURE STATUS OF THE LOT</b></p> <p style="text-align: center;"><i>What is the tenure status of the lot ?</i></p> <p>1 Owned/being amortized                  2 Rented                  3 Being occupied for free with consent of owner                  4 Being occupied for free without consent of owner</p> <p style="text-align: right;">ENTER CODE <input style="width: 50px;" type="text"/></p>																																	
<p><b>B5 IS TO BE ASKED FROM ANY HOUSEHOLD IN THE BUILDING/HOUSE.</b></p>	<p><b>H11 PRESENCE OF HOUSEHOLD CONVENIENCES</b></p> <p style="text-align: center;"><i>Does this household have the following household conveniences in working condition?</i></p> <table style="width: 100%; border-collapse: collapse;"> <thead> <tr> <th style="width: 70%;"></th> <th style="width: 10%;"></th> <th style="width: 10%; text-align: center;">1 Yes</th> <th style="width: 10%; text-align: center;">2 No</th> <th style="width: 10%; text-align: center;">ENTER CODE</th> </tr> </thead> <tbody> <tr> <td>A. Radio/Radio cassette</td> <td></td> <td></td> <td></td> <td style="border: 1px solid black; width: 30px; height: 20px;"></td> </tr> <tr> <td>B. Television</td> <td></td> <td></td> <td></td> <td style="border: 1px solid black; width: 30px; height: 20px;"></td> </tr> <tr> <td>C. Refrigerator/Freezer</td> <td></td> <td></td> <td></td> <td style="border: 1px solid black; width: 30px; height: 20px;"></td> </tr> <tr> <td>D. Telephone</td> <td></td> <td></td> <td></td> <td style="border: 1px solid black; width: 30px; height: 20px;"></td> </tr> <tr> <td>E. Motor vehicle</td> <td></td> <td></td> <td></td> <td style="border: 1px solid black; width: 30px; height: 20px;"></td> </tr> </tbody> </table>			1 Yes	2 No	ENTER CODE	A. Radio/Radio cassette					B. Television					C. Refrigerator/Freezer					D. Telephone					E. Motor vehicle							
		1 Yes	2 No	ENTER CODE																														
A. Radio/Radio cassette																																		
B. Television																																		
C. Refrigerator/Freezer																																		
D. Telephone																																		
E. Motor vehicle																																		
<p><b>B5 YEAR BUILDING/HOUSE WAS BUILT</b></p> <p style="text-align: center;"><i>When was this building/house built?</i></p> <table style="width: 100%; border-collapse: collapse;"> <tbody> <tr><td>01 1990</td><td>07 1971 - 1980</td></tr> <tr><td>02 1989</td><td>08 1961 - 1970</td></tr> <tr><td>03 1988</td><td>09 1951 - 1960</td></tr> <tr><td>04 1987</td><td>10 1950 or earlier</td></tr> <tr><td>05 1986</td><td>98 Not applicable</td></tr> <tr><td>06 1981 - 1985</td><td>99 Dont know</td></tr> </tbody> </table> <p style="text-align: right;">ENTER CODE <input style="width: 50px;" type="text"/></p>	01 1990	07 1971 - 1980	02 1989	08 1961 - 1970	03 1988	09 1951 - 1960	04 1987	10 1950 or earlier	05 1986	98 Not applicable	06 1981 - 1985	99 Dont know	<p><b>H12 LAND OWNERSHIP</b></p> <p style="text-align: center;"><i>Does any member of this household own the following?</i></p> <table style="width: 100%; border-collapse: collapse;"> <thead> <tr> <th style="width: 70%;"></th> <th style="width: 10%;"></th> <th style="width: 10%; text-align: center;">1 Yes</th> <th style="width: 10%; text-align: center;">2 No</th> <th style="width: 10%; text-align: center;">ENTER CODE</th> </tr> </thead> <tbody> <tr> <td>A. Other residential land(s)</td> <td></td> <td></td> <td></td> <td style="border: 1px solid black; width: 30px; height: 20px;"></td> </tr> <tr> <td>B. Agricultural land(s)</td> <td></td> <td></td> <td></td> <td style="border: 1px solid black; width: 30px; height: 20px;"></td> </tr> <tr> <td>C. Other land(s)</td> <td></td> <td></td> <td></td> <td style="border: 1px solid black; width: 30px; height: 20px;"></td> </tr> </tbody> </table>			1 Yes	2 No	ENTER CODE	A. Other residential land(s)					B. Agricultural land(s)					C. Other land(s)					
01 1990	07 1971 - 1980																																	
02 1989	08 1961 - 1970																																	
03 1988	09 1951 - 1960																																	
04 1987	10 1950 or earlier																																	
05 1986	98 Not applicable																																	
06 1981 - 1985	99 Dont know																																	
		1 Yes	2 No	ENTER CODE																														
A. Other residential land(s)																																		
B. Agricultural land(s)																																		
C. Other land(s)																																		

**CPH FORM 3  
MAY 1, 1990**

Republic of the Philippines  
**NATIONAL STATISTICS OFFICE**  
Manila

**CONFIDENTIALITY:**

This census is authorized by Commonwealth Act No. 591 and B. P. Blg. 72.

All information is held strictly **CONFIDENTIAL**.

NSCB Approval No.  
A0477-R193-MS

Expires on -  
December 31, 1990

*1990 Census  
of  
Population and Housing*

**SAMPLE HOUSEHOLD QUESTIONNAIRE**

**GEOGRAPHIC IDENTIFICATION**

Booklet \_\_\_\_\_ of \_\_\_\_\_ booklets

Province \_\_\_\_\_

--	--

City/Municipality \_\_\_\_\_

--	--

Barangay \_\_\_\_\_

--	--	--

Enumeration Area No. ....

--	--

CB Building Serial No. ....

--	--	--

Building Serial No. ....

--	--	--

Housing Unit Serial No. ....

--	--	--

Household Serial No. ....

--	--	--

Line Number of Respondent .....

--	--

Name of Household Head \_\_\_\_\_

Address \_\_\_\_\_

(House No. and Street Name or Name of Sitio)

**CERTIFICATION**

*I hereby certify that the data set forth were obtained/reviewed by me personally and in accordance with the instructions.*

\_\_\_\_\_  
Signature Over Printed Name of Enumerator

\_\_\_\_\_  
Date Accomplished

\_\_\_\_\_  
Signature Over Printed Name of Team Supervisor

\_\_\_\_\_  
Date Reviewed



# APPENDIX G

LINE NUMBER		POPULATION						
		ALL						
		Relationship to HH Head	Age		Sex	Marital Status	Religious Affiliation	
<p>Who is the head of this household? Who are the persons usually residing here as of May 1, 1990?</p> <p>LIST IN THIS ORDER (FAMILY NAME FIRST)</p> <p>Head Spouse of the head Never-married children of head/spouse (oldest to youngest) Ever-married children of head/spouse and their families (oldest to youngest) Other relatives of head Non-relatives of head</p> <p>(BE SURE TO INCLUDE BABIES AND ELDERLY PERSONS AND MEMBERS OF HOUSEHOLDS TEMPORARILY AWAY ON VACATION, ON BUSINESS, IN THE HOSPITAL, ETC.)</p> <p>ENCIRCLE LINE NO. OF RESPONDENT</p>		<p>ENTER</p> <p>1 IF OVERSEAS WORKER</p> <p>2 IF OTHERWISE</p>	<p>What is _____'s relationship to the household head?</p> <p>ENTER APPROPRIATE CODE LISTED BELOW.</p>	<p>Date of Birth</p> <p>ENTER MONTH AND YEAR.</p>	<p>What is _____'s age as of his/her last birthday?</p> <p>IF AGE IS LESS THAN ONE YEAR, ENTER "00".</p>	<p>1 M A L E</p> <p>2 F E M A L E</p> <p>EN-CIRCLE CODE</p>	<p>What is _____'s marital status?</p> <p>ENTER CODE</p> <p>1 Single 2 Married 3 Widowed 4 Divorced/ Separated 5 Others 6 Unknown</p> <p>FOR PERSONS BELOW 10 YEARS OLD ENTER "1"</p>	<p>What is _____'s religious affiliation?</p> <p>ENTER APPROPRIATE CODE LISTED BELOW.</p> <p>IF OTHERS, SPECIFY.</p>
			(P1)	(P2)	(P3)	(P4)	(P5)	(P6)
01			01	Mo. _____ Yr. _____		1 M 2 F		
02				Mo. _____ Yr. _____		1 M 2 F		
03				Mo. _____ Yr. _____		1 M 2 F		
04				Mo. _____ Yr. _____		1 M 2 F		
05				Mo. _____ Yr. _____		1 M 2 F		
06				Mo. _____ Yr. _____		1 M 2 F		
07				Mo. _____ Yr. _____		1 M 2 F		
08				Mo. _____ Yr. _____		1 M 2 F		

<p>ARE THERE MORE THAN 6 MEMBERS IN THIS HOUSEHOLD?</p> <p>1 Yes; USE ANOTHER BOOKLET</p> <p>2 No</p>	<p><i>Codes for P3, Relationship to Household Head</i></p> <table style="width:100%; border:none;"> <tr><td>01 Head</td><td>11 Father</td></tr> <tr><td>02 Spouse</td><td>12 Mother</td></tr> <tr><td>03 Son</td><td>13 Brother</td></tr> <tr><td>04 Daughter</td><td>14 Sister</td></tr> <tr><td>05 Stepson</td><td>15 Uncle</td></tr> <tr><td>06 Stepdaughter</td><td>16 Aunt</td></tr> <tr><td>07 Son-in-law</td><td>17 Nephew</td></tr> <tr><td>08 Daughter-in-law</td><td>18 Niece</td></tr> <tr><td>09 Grandson</td><td>19 Other Relative</td></tr> <tr><td>10 Granddaughter</td><td>20 Non-relative</td></tr> </table>	01 Head	11 Father	02 Spouse	12 Mother	03 Son	13 Brother	04 Daughter	14 Sister	05 Stepson	15 Uncle	06 Stepdaughter	16 Aunt	07 Son-in-law	17 Nephew	08 Daughter-in-law	18 Niece	09 Grandson	19 Other Relative	10 Granddaughter	20 Non-relative	<p><i>Codes for P8, Religious Affiliation</i></p> <table style="width:100%; border:none;"> <tr><td>00 None</td></tr> <tr><td>01 Roman Catholic</td></tr> <tr><td>02 Aglipay</td></tr> <tr><td>03 Islam</td></tr> <tr><td>04 Iglesia ni Cristo</td></tr> <tr><td>05 United Churches of Christ in the Phil.</td></tr> <tr><td>Others, specify</td></tr> </table>	00 None	01 Roman Catholic	02 Aglipay	03 Islam	04 Iglesia ni Cristo	05 United Churches of Christ in the Phil.	Others, specify
01 Head	11 Father																												
02 Spouse	12 Mother																												
03 Son	13 Brother																												
04 Daughter	14 Sister																												
05 Stepson	15 Uncle																												
06 Stepdaughter	16 Aunt																												
07 Son-in-law	17 Nephew																												
08 Daughter-in-law	18 Niece																												
09 Grandson	19 Other Relative																												
10 Granddaughter	20 Non-relative																												
00 None																													
01 Roman Catholic																													
02 Aglipay																													
03 Islam																													
04 Iglesia ni Cristo																													
05 United Churches of Christ in the Phil.																													
Others, specify																													

# CENSUS QUESTIONS

PERSONS

5 YEARS OLD AND OVER

Citizenship		Disability		Mother Tongue	Mother's Usual Residence	Previous Residence		LINE NUMBER
Is _____ a citizen of the Phil.?	What country is _____ a citizen of?	Does _____ have any physical or mental disability?	What type of disability does _____ have?	What was _____'s dialect/language spoken at earliest childhood?	Where was _____'s mother's usual residence at the time of his/her birth?	In what city/municipality did _____ live before moving to this place?	When did _____ move to this city/municipality?	
ENCIRCLE CODE  1 Yes, SKIP TO P11.  2 No	ENTER APPROPRIATE CODE LISTED BELOW.  IF OTHERS, SPECIFY.	ENCIRCLE CODE  1 Yes  2 No, SKIP TO P13.	ENTER APPROPRIATE CODE LISTED BELOW.  IF OTHERS, SPECIFY.	ENTER APPROPRIATE CODE LISTED BELOW  IF OTHERS, SPECIFY.	7 Foreign country 8 Same city/municipality 9 Unknown  IF ANOTHER CITY/MUN., SPECIFY CITY/MUNICIPALITY AND PROVINCE.		ENTER "0" IF SINCE BIRTH.  OTHERWISE, ENTER MONTH AND YEAR.	
(P9)	(P10)	(P11)	(P12)	(P13)	(P14)	(P15)	(P16)	
1 Y		1 Y					Mo. _____	01
2 N		2 N					Yr. _____	
1 Y		1 Y					Mo. _____	02
2 N		2 N					Yr. _____	
1 Y		1 Y					Mo. _____	03
2 N		2 N					Yr. _____	
1 Y		1 Y					Mo. _____	04
2 N		2 N					Yr. _____	
1 Y		1 Y					Mo. _____	05
2 N		2 N					Yr. _____	
1 Y		1 Y					Mo. _____	06
2 N		2 N					Yr. _____	
1 Y		1 Y					Mo. _____	07
2 N		2 N					Yr. _____	
1 Y		1 Y					Mo. _____	08
2 N		2 N					Yr. _____	

<p style="text-align: center;"><b>Codes for P10, Country of Citizenship</b></p> <p>01 People's Republic of China 02 U.S.A. 03 Indonesia 04 India 05 Japan 06 Iran 07 Australia 08 United Kingdom Others, specify</p>	<p style="text-align: center;"><b>Codes for P12, Disability</b></p> <p>1 Blindness 2 Deafness 3 Muteness 4 Deafness/Muteness 5 Speech Impairment 6 Mental Illness 7 Mental Retardation 8 Orthopedic Handicap 9 Multiple Disability 0 Others, specify</p>	<p style="text-align: center;"><b>Codes for P13, Mother Tongue</b></p> <p>01 Tagalog 02 Cebuano 03 Hiligaynon 04 Ilocano 05 Ibanag 06 Pampango 07 Pangasinan 08 Waray 09 Bicol 10 Maguindanao 11 Maranao Others, specify</p>
--	--	--

**APPENDIX G**

		5 YEARS OLD AND OVER					10 YEARS	
LINE NUMBER	Residence 5 Years Ago	Language	Literacy	School Attendance	Place of School	Highest Educational Attainment	Usual Activity/ Occupation	Kind of Business
	<i>In what city/ municipality did _____ reside on May 1, 1985?</i>	<i>Is _____ able to speak Tagalog/ Filipino?</i>	<i>Can _____ read &amp; write a simple message in any language or dialect?</i>	<i>Did _____ attend school at anytime from June 1989 to March 1990?</i>	<i>In what city/municipality did _____ attend school?</i>	<i>What is the highest grade/year completed by _____?</i>	<i>What was _____'s usual activity/occupation during the past twelve months?</i>	<i>In what kind of business or industry did _____ work during the past twelve months?</i>
	7 Foreign Country 8 Same City/ Municipality 9 Unknown	ENCIRCLE CODE	ENCIRCLE CODE	ENCIRCLE CODE	7 Foreign Country 8 Same City/ Municipality 9 Unknown	IF GRADUATE OF POST-SECONDARY OR COLLEGE COURSE, SPECIFY FIELD OF STUDY.	DESCRIBE OCCUPATION AS FULLY AS POSSIBLE.  Examples: Palay Farmer Filing Clerk Fruit Vendor Student, etc.	DESCRIBE INDUSTRY AS FULLY AS POSSIBLE.  Examples: Palay Farming Textile Manufacturing Fruit Retailing
	IF ANOTHER CITY/MUN., SPECIFY CITY/ MUN. AND PROVINCE.	1 Yes 2 No	1 Yes 2 No	1 Yes 2 No, SKIP TO P22	IF ANOTHER CITY/MUN., SPECIFY CITY/ MUN. AND PROVINCE.		IF HOUSEWIFE, STUDENT, OR RETIREE, SKIP TO P25.	
	(P17)	(P18)	(P19)	(P20)	(P21)	(P22)	(P23)	(P24)
01		1 Y 2 N	1 Y 2 N	1 Y 2 N				
02		1 Y 2 N	1 Y 2 N	1 Y 2 N				
03		1 Y 2 N	1 Y 2 N	1 Y 2 N				
04		1 Y 2 N	1 Y 2 N	1 Y 2 N				
05		1 Y 2 N	1 Y 2 N	1 Y 2 N				
06		1 Y 2 N	1 Y 2 N	1 Y 2 N				
07		1 Y 2 N	1 Y 2 N	1 Y 2 N				
08		1 Y 2 N	1 Y 2 N	1 Y 2 N				

0000 No Grade Completed  
0100 Pre-school

*Codes for P22, Highest Educational Attainment*

Elementary	High School	College
1100 Grade 1	2100 1st Year	3100 1st Year
1200 Grade 2	2200 2nd Year	3200 2nd Year
1300 Grade 3	2300 3rd Year	3300 3rd Year
1400 Grade 4	2400 4th Year	3400 4th Year
1500 Grade 5	3000 Undergraduate Post-Secondary	3500 5th Year
1600 Grade 6 or 7		

CENSUS QUESTIONS

OLD AND OVER

FOR FEMALES 15-49 YEARS

Employment Status	Occupation in Past Week	Industry in Past Week	Place of Work	Availability for Work		Reason for not Looking for Work	Fertility				LINE NUMBER
				Was available for work during the past seven days?	Did look for work during the past seven days?		How many children have been born alive to _____?	How many are still living?	How many children were born alive to _____ from May 1, 1989 to April 30, 1990?	What was _____'s age at first marriage?	
Did you have a job or business during the past seven days?  EN-CIRCLE CODE 1 Yes 2 No, SKIP TO P29.	What was _____'s activity/occupation during the past seven days?  DESCRIBE OCCUPATION AS FULLY AS POSSIBLE.	In what kind of business or industry did _____ work during the past seven days?  DESCRIBE INDUSTRY AS FULLY AS POSSIBLE.	In what city/municipality did _____ work during the past seven days? 7 Foreign Country 8 Same City/Municipality 9 Unknown  IF ANOTHER CITY/MUN., SPECIFY CITY/MUN. AND PROVINCE.  SKIP TO P32.	Was _____ available for work during the past seven days?  EN-CIRCLE CODE 1 Yes 2 No, SKIP TO P32.	Did _____ look for work during the past seven days?  EN-CIRCLE CODE 1 Yes, SKIP TO P32 2 No	Why did _____ not look for work?  ENTER APPROPRIATE CODE LISTED BELOW.  IF OTHERS, SPECIFY.	How many children have been born alive to _____?  IF NONE, ENTER '00'.	How many are still living?  F NONE, ENTER '00'	How many children were born alive to _____ from May 1, 1989 to April 30, 1990?  ENTER ACTUAL NUMBER.	What was _____'s age at first marriage?  ENTER AGE.	
(P25)	(P26)	(P27)	(P28)	(P29)	(P30)	(P31)	(P32)	(P33)	(P34)	(P35)	
1 Y				1 Y	1 Y						01
2 N				2 N	2 N						
1 Y				1 Y	1 Y						02
2 N				2 N	2 N						
1 Y				1 Y	1 Y						03
2 N				2 N	2 N						
1 Y				1 Y	1 Y						04
2 N				2 N	2 N						
1 Y				1 Y	1 Y						05
2 N				2 N	2 N						
1 Y				1 Y	1 Y						06
2 N				2 N	2 N						
1 Y				1 Y	1 Y						07
2 N				2 N	2 N						
1 Y				1 Y	1 Y						08
2 N				2 N	2 N						

Codes for P31, Reason for not Looking for Work

- 1 Believe no work available
- 2 Awaiting results of previous job application
- 3 Temporary illness/disability
- 4 Bad weather
- 5 Waiting for rehire/job recall
- 6 Too young, too old or retired, permanent disability
- 7 Housekeeping
- 8 Schooling
- 9 Others, specify

REMARKS:

# APPENDIX G

## HOUSING CENSUS QUESTIONS

B1 TO B4 ARE TO BE ANSWERED BY MERE OBSERVATION. IF DOUBTFUL, ASK THE RESPONDENT.

D1 IS TO BE ASKED FROM ANY HOUSEHOLD IN THIS HOUSING UNIT

### B1 TYPE OF BUILDING/HOUSE

- 1 Single house
- 2 Duplex
- 3 Multi-unit residential (3 units or more)
- 4 Commercial/Industrial/Agricultural (office, factory, ricemill, etc.)
- 5 Institutional living quarters (hotel, hospital, etc.)
- 6 Other housing unit (boat, cave, etc.)

ENTER CODE

### B2 CONSTRUCTION MATERIAL OF THE ROOF

- 1 Galvanized iron/Aluminum
- 2 Tile/Concrete/Clay tile
- 3 Half galvanized iron and half concrete
- 4 Wood
- 5 Cogon/Nipa/Anahaw
- 6 Asbestos
- 7 Makeshift/Salvaged/Improvised materials
- 8 Others, specify \_\_\_\_\_

ENTER CODE

### B3 CONSTRUCTION MATERIAL OF THE OUTER WALLS

- 01 Concrete/Brick/Stone
- 02 Wood
- 03 Half concrete/brick/stone and half wood
- 04 Galvanized iron/Aluminum
- 05 Bamboo/Sawali/Cogon/Nipa
- 06 Asbestos
- 07 Glass
- 08 Makeshift/Salvaged/Improvised materials
- 09 Others, specify \_\_\_\_\_
- 10 No walls

ENTER CODE

### B4 STATE OF REPAIR

*Determine the current condition of the building/house.*

- 1 Needs no repair/needs minor repair
- 2 Needs major repair
- 3 Dilapidated/Condemned
- 4 Under renovation/being repaired
- 5 Under construction
- 6 Unfinished construction

ENTER CODE

B5 IS TO BE ASKED FROM ANY HOUSEHOLD IN THE BUILDING.

### B5 YEAR BUILDING/HOUSE WAS BUILT

*When was this building/house built?*

- |              |                    |
|--------------|--------------------|
| 01 1990      | 07 1971-1980       |
| 02 1989      | 08 1961-1970       |
| 03 1988      | 09 1951-1960       |
| 04 1987      | 10 1950 or earlier |
| 05 1986      | 98 Not applicable  |
| 06 1981-1985 | 99 Don't know      |

ENTER CODE

### D1 FLOOR AREA OF THE HOUSING UNIT

*What is the estimated floor area of this housing unit?*

	SQUARE METERS	SQUARE FEET
01	Less than 10	Less than 108
02	10 - 19	108 - 209
03	20 - 29	210 - 317
04	30 - 49	318 - 532
05	50 - 69	533 - 748
06	70 - 89	749 - 963
07	90 - 119	964 - 1286
08	120 - 149	1287 - 1609
09	150 - 199	1610 - 2147
10	200 and over	2148 and over

ENTER CODE

H1 TO H3 ARE TO BE ANSWERED BY ALL HOUSEHOLDS.

### H1 FUEL FOR LIGHTING

*What kind of fuel does this household use for lighting?*

- 1 Electricity
- 2 Kerosene (gaas)
- 3 Liquefied petroleum gas (LPG)
- 4 Oil (vegetable, animal, etc.)
- 5 Others, specify \_\_\_\_\_

ENTER CODE

### H2 FUEL FOR COOKING

*What fuel does this household use most of the time for cooking?*

- 1 Electricity
- 2 Kerosene (gaas)
- 3 Liquefied petroleum gas (LPG)
- 4 Charcoal
- 5 Wood
- 6 Others, specify \_\_\_\_\_
- 7 None

ENTER CODE

### H3 MAIN SOURCE OF DRINKING WATER

*What is this household's main source of drinking water?*

- 1 Own use, faucet, community water system
- 2 Shared, faucet, community water system
- 3 Own use, tubed/piped deep well  
(at least 100 feet or 30 meters deep)
- 4 Shared, tubed/piped deep well  
(at least 100 feet or 30 meters deep)
- 5 Tubed/piped shallow well
- 6 Dug well
- 7 Spring, lake, river, rain, etc.
- 8 Peddler

ENTER CODE

# HOUSING CENSUS QUESTIONS

H4 TO H13 ARE TO BE ANSWERED BY ALL HOUSEHOLDS.

H9 KIND OF TOILET FACILITY

H4 TENURE STATUS OF THE HOUSING UNIT

What is the tenure status of this housing unit?

- 1 Owned/Being amortized
  - 2 Rented → ENTER CODE, GO TO H8
  - 3 Being occupied for free with consent of owner → ENTER CODE, GO TO H9
  - 4 Being occupied for free without consent of owner → ENTER CODE, GO TO H9
- ENTER CODE

What type of toilet facility does this household use?

- 1 Water-sealed, sewer/septic tank, used exclusively by the household
  - 2 Water-sealed, sewer/septic tank, shared with other households
  - 3 Water-sealed, other depository, used exclusively by the household
  - 4 Water-sealed, other depository, shared with other households
  - 5 Closed pit (without a water-sealed bowl and the depository is constructed usually of large circular tubes made of concrete or clay covered on top and has a small opening: antipolo, etc.)
  - 6 Open pit (same as closed pit but without covering)
  - 7 Others (pail system, etc.)
  - 8 None
- ENTER CODE

Water-sealed bowls are those where after water is flushed or poured into the bowl, a small amount of water is left and seals the bottom of the bowl from the pipe leading to the depository.

H5 ACQUISITION OF HOUSING UNIT

How did you acquire this housing unit?

- 1 Purchased
  - 2 Constructed by the owner/occupants with or without help of friends/relatives
  - 3 Constructed by hired/skilled workers
  - 4 Constructed by an organized contractor
  - 5 Inherited
  - 6 Others (lottery, gift) → ENTER CODE, GO TO H7
- ENTER CODE

H10 USUAL MANNER OF GARBAGE DISPOSAL

How does this household usually dispose of its kitchen garbage such as left-over food, peelings of fruits and vegetables, fish and chicken entrails, etc.?

- 1 Picked up by garbage truck
  - 2 Dumping in individual pit (not burned)
  - 3 Burning
  - 4 Composting (later used as fertilizer)
  - 5 Burying
  - 6 Feeding to animals
  - 7 Others, specify \_\_\_\_\_
- ENTER CODE

H6 SOURCE OF FINANCING

Did you avail of the following sources of financing in the construction/purchase of this housing unit?

	ENTER CODE	
A. Own resources/interest-free loans from relatives/friends	1 Yes	2 No
B. Government assistance: PAG-IBIG, GSIS, SSS, DBP, etc.	1 Yes	2 No
C. Private banks/foundations/cooperatives	1 Yes	2 No
D. Employer assistance	1 Yes	2 No
E. Private persons	1 Yes	2 No
F. Others, specify _____	1 Yes	2 No

H11 PRESENCE OF HOUSEHOLD CONVENIENCES

Does this household have the following household conveniences in working condition?

	ENTER CODE	
A. Radio/Radio cassette	1 Yes	2 No
B. Television	1 Yes	2 No
C. Refrigerator/Freezer	1 Yes	2 No
D. Telephone	1 Yes	2 No
E. Motor Vehicle	1 Yes	2 No

H7 TENURE STATUS OF THE LOT

What is the tenure status of the lot?

- 1 Owned/Being amortized
  - 2 Rented
  - 3 Being occupied for free with consent of owner → ENTER CODE, GO TO H9
  - 4 Being occupied for free without consent of owner → ENTER CODE, GO TO H9
- ENTER CODE

H12 LAND OWNERSHIP

Does any member of this household own the following?

	ENTER CODE	
A. Other residential land(s)	1 Yes	2 No
B. Agricultural land(s)	1 Yes	2 No
C. Other land(s)	1 Yes	2 No

H8 MONTHLY RENTAL OF HOUSING UNIT AND/OR LOT

How much is the monthly rental?

01 Below ₱ 50	07 500 - 699
02 50 - 99	08 700 - 999
03 100 - 149	09 1000 - 1499
04 150 - 199	10 1500 - 1999
05 200 - 299	11 2000 - 4999
06 300 - 499	12 5000 and over

ENTER CODE

H13 LANGUAGE/DIALECT GENERALLY SPOKEN

What is the language/dialect generally spoken at home by members of this household?

01 Tagalog	08 Waray
02 Cebuano	09 Bicol
03 Hiligaynon	10 Maguindanao
04 Ilocano	11 Maranao
05 Ibanag	12 Tausug
06 Pampango	Others, specify _____
07 Pangasinan	

ENTER CODE