



ISSN-1656-4979

REPUBLIC OF THE PHILIPPINES

PHILIPPINE STATISTICS AUTHORITY

2018 Census of Philippine Business and Industry

Volume I

Agriculture, Forestry and Fishing



Management
System
ISO 9001:2015



CENSUS OF PHILIPPINE BUSINESS AND INDUSTRY

Volume I

ISSN 1656 - 4979

**2018 CENSUS OF
PHILIPPINE BUSINESS
AND INDUSTRY**

**AGRICULTURE, FORESTRY AND
FISHING**



REPUBLIC OF THE PHILIPPINES

PHILIPPINE STATISTICS AUTHORITY



REPUBLIC OF THE PHILIPPINES

PRESIDENT RODRIGO ROA DUTERTE



Republic of the Philippines
Philippine Statistics Authority

DENNIS S. MAPA, Ph.D.

Undersecretary

National Statistician and Civil Registrar General

Copyright © 2021 by Philippine Statistics Authority
PSA CVEA Building, East Avenue, Diliman Quezon City,
Philippines

FOREWORD

This publication presents the results of the **2018 Census of Philippine Business and Industry (CPBI)**. The 2018 CPBI was conducted nationwide by the Philippine Statistics Authority (PSA) in 2019, with 2018 as the reference period for all data items. It is the PSA's intent that the 2018 CPBI serve as a prime and recent source of information and data on businesses and industries in the Philippines.

Among the data items contained in the 2018 CPBI are: the number of establishments in the country, figures on employment, compensation, revenues, expenses, tangible fixed assets, intangible assets, and inventories, as well as information on value-added, and e-commerce transactions. These data items are presented from the viewpoint of the national and regional levels and disaggregated by industry.

The PSA expects that the 2018 CPBI becomes a useful resource material to both the government and the private sector in the formulation of policies and economic development plans. The results of the 2018 CPBI would not have been realized without the trust accorded to the PSA by the sample establishments. The PSA sincerely recognizes the cooperation of all the establishments in providing and entrusting their data to us for statistical purposes.

DENNIS S. MAPA, Ph.D.

Undersecretary

National Statistician and Civil Registrar General

Quezon City, Philippines
December 2021

TABLE OF CONTENTS

	Page
FOREWORD	iii
TABLE OF CONTENTS	v
EXPLANATORY TEXT.....	xi
Introduction.....	xi
Uses of CPBI Data.....	xi
Legal Authority.....	xii
Confidentiality of Information	xiii
Unit of Enumeration	xiii
Taxonomy of Establishments	xiv
Economic Organization	xiv
Legal Organization	xv
Industrial Classification	xvi
Size of Establishments	xviii
Geographic Classification	xix
Scope and Coverage	xix
Sampling Frame	xxii
Sampling Method	xxiii
Sampling Units.....	xxiii
Sampling Domains	xxiv
Industry Domain	xxiv
Employment Stratum	xxv
Geographic Domain	xxvi
Sample Size and Allocation.....	xxvii
Response Rate	xxxii
Estimation Procedures	xxxiv
Weight Adjustments	xxxiv
The Questionnaires	xxxv
The Data Items	xxxvi
Limitations of Data	xxxvii
Concepts and Definitions	xxxviii
Publication Volumes.....	xliv
Symbols and Abbreviations Used in Statistical Tables	xlv
Description of Industries for Agriculture, Forestry and Fishing	xlvi

TABLE OF CONTENTS – *Continued*

	Page
BRIEF ANALYSIS	xlvii
Figure 1 Percent Distribution of Agriculture, Forestry and Fishing Establishments: Philippines, 2018 CPBI	xlvii
Figure 2 Employment Distribution for Agriculture, Forestry and Fishing Establishments: Philippines, 2018 CPBI	xlvi
Figure 3 Top Six Industry Groups with Highest Average Annual Compensation of Paid Employees in Agriculture, Forestry and Fishing Establishments: Philippines, 2018 CPBI.....	i
Figure 4 Top 5 Industry Groups in Terms of Total Revenue and Corresponding Total Expense in Agriculture, Forestry and Fishing Establishments: Philippines, 2018 CPBI	li
Figure 5 Value Added for Agriculture, Forestry and Fishing Establishments: Philippines, 2018 CPBI	lii
Table A Comparative Statistics for Agriculture, Forestry and Fishing Establishments by Industry Group: Philippines, 2018 and 2012 CPBI	liv
Table B Selected Indicators for Agriculture, Forestry and Fishing Establishments by Industry Group: Philippines, 2018 CPBI ..	lviii
Table C Selected Indicators for Agriculture, Forestry and Fishing Establishments by Region: Philippines, 2018 CPBI	lix

TABLE OF CONTENTS – *Continued*

LIST OF STATISTICAL TABLES

Table No	Table Title	Page
Table 1	Summary Statistics for Agriculture, Forestry and Fishing Establishments by Region and Industry Group: Philippines, 2018.....	1
Table 2	Number of Establishments and Employment by Type and Sex for Agriculture, Forestry and Fishing Establishments by Region and Industry Group: Philippines, 2018.....	17
Table 2.1	Number of Establishments and Workers on Sub-Contract Agreement or Under Manpower Agencies/Contractors by Type and Sex for Agriculture, Forestry and Fishing Establishments by Region and Industry Group: Philippines, 2018.....	21
Table 3	Number of Establishments and Compensation by Type for Agriculture, Forestry and Fishing Establishments by Region and Industry Group: Philippines, 2018.....	29
Table 3.1	Number of Establishments and Compensation for Direct Labor by Type for Agriculture, Forestry and Fishing Establishments by Region and Industry Group: Philippines, 2018.....	33
Table 3.2	Number of Establishments and Compensation for Indirect Labor by Type for Agriculture, Forestry and Fishing Establishments by Region and Industry Group: Philippines, 2018.....	37
Table 4	Number of Establishments and Revenue by Type for Agriculture, Forestry and Fishing Establishments by Region and Industry Group: Philippines, 2018.....	41
Table 4.1	Number of Establishments and Sale of Products and By-Products by Mode of Sale for Agriculture, Forestry and Fishing Establishments by Region and Industry Group: Philippines, 2018	53
Table 4.2	Number of Establishments and Revenue from Industrial Services Done for Others by Type for Agriculture, Forestry and Fishing Establishments by Region and Industry Group: Philippines, 2018	57
Table 4.3	Number of Establishments and Revenue from Non-Industrial Services Done for Others by Type for Agriculture, Forestry and Fishing Establishments by Region and Industry Group: Philippines, 2018.....	61
Table 4.5	Number of Establishments and Value of Output for Agriculture, Forestry and Fishing Establishments by Region and Industry Group: Philippines, 2018.....	71

TABLE OF CONTENTS – *Continued*

LIST OF STATISTICAL TABLES

Table No	Table Title	Page
Table 5	Number of Establishments and Expense by Type for Agriculture, Forestry and Fishing Establishments by Region and Industry Group: Philippines, 2018.....	79
Table 5.1	Number of Establishments and Cost of Products/By-Products Sold by Type for Agriculture, Forestry and Fishing Establishments by Region and Industry Group: Philippines, 2018.....	89
Table 5.2	Number of Establishments and Cost of Goods Sold for Agriculture, Forestry and Fishing Establishments by Region and Industry Group: Philippines, 2018.....	97
Table 5.3	Number of Establishments and General Administrative and Other Operating Expenses by Type for Agriculture, Forestry and Fishing Establishments by Region and Industry Group: Philippines, 2018	101
Table 5.4	Number of Establishments and Expenses for Industrial Services Done by Others by Type for Agriculture, Forestry and Fishing Establishments by Region and Industry Group: Philippines, 2018	117
Table 5.5	Number of Establishments and Expense for Non-Industrial Service Done by Others by Type for Agriculture, Forestry and Fishing Establishments by Region and Industry Group: Philippines, 2018.....	125
Table 5.6	Number of Establishments and Cost by Type for Agriculture, Forestry and Fishing Establishments by Region and Industry Group: Philippines, 2018.....	138
Table 5.7	Number of Establishments and Other Expense by Type for Agriculture, Forestry and Fishing Establishments by Region and Industry Group: Philippines, 2018.....	158
Table 5.8	Number of Establishments and Intermediate Expense by Type for Agriculture, Forestry and Fishing Establishments by Region and Industry Group: Philippines, 2018.....	168
Table 6	Number of Establishments and Capital Expenditures for Tangible Fixed Assets by Type for Agriculture, Forestry and Fishing Establishments by Region and Industry Group: Philippines, 2018	178

TABLE OF CONTENTS – *Continued*

LIST OF STATISTICAL TABLES

Table No	Table Title	Page
Table 6.1	Number of Establishments and Capital Expenditures for Directly Imported Tangible Fixed Assets by Type for Agriculture, Forestry and Fishing Establishments by Region and Industry Group: Philippines, 2018.....	193
Table 6.2	Number of Establishments and Capital Expenditures for Tangible Fixed Assets by Mode of Acquisition for Agriculture, Forestry and Fishing Establishments by Region and Industry Group: Philippines, 2018.....	203
Table 7	Number of Establishments and Capital Expenditures for Intangible Assets by Type for Agriculture, Forestry and Fishing Establishments by Region and Industry Group: Philippines, 2018.....	208
Table 8	Number of Establishments and Gross Addition to Tangible Fixed Assets by Type for Agriculture, Forestry and Fishing Establishments by Region and Industry Group: Philippines, 2018	216
Table 8.1	Number of Establishments and Sale of Tangible Fixed Assets by Type for Agriculture, Forestry and Fishing Establishments by Region and Industry Group: Philippines, 2018.....	220
Table 8.2	Number of Establishments and Losses and Damages to Tangible Fixed Assets by Type for Agriculture, Forestry and Fishing Establishments by Region and Industry Group: Philippines, 2018	232
Table 9	Number of Establishments and Book Value of Tangible Fixed Assets by Type for Agriculture, Forestry and Fishing Establishments by Region and Industry Group: Philippines, 2018	244
Table 10	Number of Establishments and Book Value of Intangible Assets by Type for Agriculture, Forestry and Fishing Establishments by Region and Industry Group: Philippines, 2018.....	256
Table 11	Number of Establishments and Value of Inventories by Type for Agriculture, Forestry and Fishing Establishments by Region and Industry Group: Philippines, 2018.....	264
Table 12	Number of Establishments and Research and Development (R&D) Personnel by Sex, Expense and Intangible Assets by Type for Agriculture, Forestry and Fishing Establishments by Region and Industry Group: Philippines, 2018.....	280
Appendix 1	CPBI Form 1	295

EXPLANATORY TEXT

Introduction

The Census of Philippine Business and Industry (CPBI) is one of the three national censuses being conducted by the Philippine Statistics Authority (PSA) as per Republic Act No. 10625 (RA 10625). The CPBI is also a designated statistical activity as per Executive Order No. 352 (EO No. 352), series of 1996.

The 2018 CPBI was the 16th in the series of economic censuses in the country and preceded by those of 2012, 2006, 1999, 1994, 1988, 1983, 1978, 1975, 1972, 1967, 1961, 1948, 1939, 1918, and 1903.

In general, the CPBI aims to collect and generate information on the levels, structure, performance, and trends of economic activities of the formal sector in the entire country for the year 2018. It also serves as benchmark information for the overall revision and rebasing of the National Accounts to 2018.

Specifically, the 2018 CPBI aims:

1. To collect and generate information on employment, revenue, expense, capital expenditures, and total assets of the establishments by industry and by region;
2. To generate indicators such as value added, labor productivity, profitability, and other indicators which are necessary for the evaluation of the performance of industries at the national and regional levels;
3. To generate information on MSME (micro, small and medium establishments/enterprises) based on employment grouping;
4. To generate gender disaggregated statistics on employment;
5. To generate statistics on the research and development (R & D) employment and expenditures of establishments; and
6. To update basic information of establishments and enterprises for the improvement of the Statistical Business Register (SBR).

The 2018 CPBI was conducted from May to September 2019. The reference period of all information gathered is for the whole year of 2018, except for total employment which took a snapshot of the establishment's number of employees as of 15 November 2018.

Uses of CPBI Data

The data collected from the CPBI can be used by the government and the private sector to formulate policies and economic development plans.

Specifically, the CPBI results are used by the:

1. **Policy makers and national and local government units** in the formulation and monitoring of policies and plans based on the economy-wide and sub-national statistics; and, in formulating strategies and plans for the national and regional economic development;
2. **Business community** in evaluating business options, assessing opportunities for new investments, and estimating market shares for their products; and, in the formulation of government strategies to support the industry based on the industry-level statistics;
3. **Researchers/Academe** in studying the technology employed in the production process in terms of input-output relationships and productivity analysis by detailed economic activity, by employment size, by geographical characteristics for regional, national and international analysis and ownership structure;
4. **Compilers of national accounts** in measuring the annual input/output and valued added generated by economic activities, and in compiling supply and use tables by product and industry; and
5. **General public** who are interested in knowing and in evaluating conditions of the economy in order to make more informed decisions.

Legal Authority

The conduct of the 2018 CPBI is authorized by:

- ❖ **Republic Act No. 10625** also known as the **Philippine Statistical Act of 2013** dated September 12, 2013: An act reorganizing and strengthening the Philippine Statistical System (PSS) and its agencies and instrumentalities. It shall be the policy of the State to effect the necessary and proper changes in the organizational and functional structures of the PSS in order to rationalize and promote efficiency and effectiveness in the delivery of statistical services.

Section 6 of RA 10625 states that “the Philippine Statistics Authority (PSA) shall be primarily responsible for all national censuses and surveys, sectoral statistics, consolidation of administrative recording system, and compilation of national accounts.” Specifically, Section 6 (b) of this Act mandates the PSA “to prepare and conduct periodic censuses on population, housing, agriculture, fisheries, **business, industry**, and other sectors of the economy.”

Section 25 of RA 10625 declares that all respondents shall be liable to reply to the statistical inquiry or survey. The respondents under this Act are required to give truthful and complete answers to statistical inquiries or surveys of the PSA and other statistical offices of the PSS.

Section 27 of RA 10625 states that:

“...Respondents of primary data collection activities such as censuses and sample surveys are obliged to give truthful and complete answers to statistical inquiries. The gathering, consolidation and analysis of such data shall likewise be done in the most truthful and credible manner. Any violation of this Act shall result in the imposition of the penalty of one (1) year imprisonment and a fine of One hundred thousand pesos (P100,000.00). In cases where the respondent fails to give truthful and complete answers to such statistical inquiries is a corporation, the above

penalty shall be imposed against the responsible officer, director, manager and/or agent of said corporation. In addition, such erring corporation, enterprise or business concerned, shall be imposed a fine ranging from One hundred thousand pesos (P100,000.00) to Five hundred thousand pesos (P500,000.00)..."

- ❖ **Executive Order No. 352** dated July 1, 1996: **Designation of Statistical Activities that will generate critical data for decision-making by the Government and the Private Sector**

EO 352 ordered the approval of the designated activities and statistics that have been designated by the National Statistical Coordination Board (NSCB) for adoption by the government. Among others, the CPBI is a designated statistical activity and the results generated from the census are designated statistics.

Confidentiality of Information

- ❖ **Republic Act No. 10625 (Philippine Statistical Act of 2013), Section 26** states that:

"...all data furnished by a respondent to statistical inquiries, surveys and censuses of the PSA shall be considered privileged communication and as such shall be inadmissible as evidence in any proceeding. The PSA may release aggregated information from statistical inquiries, surveys and censuses in the form of summaries or statistical tables in which no reference to an individual, corporation, association, partnership, institution or business enterprise shall appear."

Further, **Section 27 of RA 10625** states that:

"...Any person, including parties within the PSA Board and the PSA, who breach the confidentiality of information, whether by carelessness, improper behavior, behavior with malicious intent, and use of confidential information for profit, are considered guilty of an offense and shall be liable to fines as prescribed by the PSA Board which shall not be less than Five thousand pesos (P5,000.00) nor more than Ten thousand pesos (P10,000.00) and/or imprisonment of three (3) months but not to exceed one (1) year, subject to the degree of breach of information..."

- ❖ **Republic Act 6713** (Code of Conduct and Ethical Standards for Public Officials and Employees) dated February 20, 1989, Section 7 states that:

"...(c) Disclosure and/or misuse of confidential information. Public officials and employees shall not use or divulge confidential or classified information officially known to them by reason of their office and not made available to the public, either: (1) to further their private interest, or give undue advantage of anyone, or (2) to prejudice the public interest."

Unit of Enumeration

The unit of enumeration for the 2018 CPBI is the **establishment**.

An **establishment** is defined as an economic unit, which engages in one or predominantly one kind of economic activity, under a single ownership or control, i.e. under a single legal entity and at a single fixed physical location. Thus, stores, shops, factories, mining companies, electric plants, transport companies, radio stations, hotels, restaurants, banks, insurance companies, real estate development companies and the like are considered establishments.

However, there are some difficulties in applying the ideal definition so the establishment is defined in operational terms to take into account the organization and record-keeping practices of certain industries by making the single physical location and activity criteria more flexible. This is an inherent characteristic of the industries, namely: construction, transportation and storage, telecommunications, real estate, security and investigation activities, travel agency and tour operator activities, and reservation service and related activities. For these industries, it is then necessary to use the **kind-of-activity unit (KAU)**.

*The **KAU** is “the unit that is engaged in the production of the most homogeneous group of goods and services, usually at one location, but sometimes over a wider area, for which separate records are available that can provide data concerning the production of these goods and services and the materials, labor and physical resources used in this production.”*

A **KAU** differs from the establishment in that there is no restriction with respect to the geographical areas in which a given kind of activity is carried on by a single legal entity.

Given the above concepts, the following are not considered as establishment:

- ✕ Ambulant peddlers, hawkers and movable stalls either along a public road or in a marketplace, as they do not have a fixed business location;
- ✕ Open stalls in shopping centers, malls and markets as they do not have permanency of business location; and
- ✕ Individual professionals and technical workers or craftsmen who do not maintain fixed offices or shops.

Taxonomy of Establishments

1. Economic Organization

The Economic Organization (**EO**) relates to the organizational structure or role of the establishment in the organization. The following are the types of EO:

- a. **Single establishment** (EO=1) is an establishment which has neither branch nor main office. It may have ancillary unit/s, other than main office, located elsewhere.
- b. **Branch only** (EO=2) is an establishment which has a separate main office located elsewhere.
- c. **Establishment and main office** (EO=3) is one where the establishment is located in the same address as the main office and with branch/es elsewhere.

- d. **Main office** (EO=4) is a unit which controls, supervises, and directs one or more establishments of an enterprise.
- e. **Ancillary unit other than Main Office** (EO=5) is a unit that operates primarily or exclusively for a related establishment, group of related establishments, or its parent establishment and provides services that support those establishments.

Examples of ancillary units are warehouses of manufacturing or wholesale and retail trade establishments, garages and repair shops of transport establishments, research laboratories of pharmaceutical companies, and administrative offices which primarily serve their parent units in the Philippines.

2. Legal Organization

The Legal Organization (**LO**) refers to the legal form of the economic entity that owns the establishment. This provides the legal basis for ownership. The following are the types of LO:

- a. **Single Proprietorship** (LO=1) refers to a business establishment organized, owned, and managed by one person, who alone assumes the risk of the business enterprise. A sole proprietorship must apply for a business name and be registered with the Department of Trade and Industry (DTI).
- b. **Partnership** (LO=2) refers to an association of two or more individuals for the conduct of a business enterprise based upon an agreement or contract between or among them to contribute money, property, or industry into a common fund with the intention of dividing profits among themselves.

Corporation refers to an artificial being created by operation of law, having the right of succession, and the powers, attributes and properties expressly authorized by law or incident to its existence. As an artificial being, a corporation has a juridical personality separate and distinct from that of each shareholder or member. It exists only in contemplation of law.

For consistency with other PSA establishment-based surveys, a private corporation will be classified into Government-Owned or Controlled Corporation, Stock Corporation, and Non-stock, Non-Profit Corporation.

- c. **Government Corporation** (LO=3) also called *Government-Owned or Controlled Corporation (GOCC)* refers to a corporation organized for private aim, benefit, or purpose with the government as the majority stockholder, regardless of whether they are stock or non-stock corporations.
- d. **Stock Corporation** (LO=4) refers to an ordinary business corporation organized by private persons, created and operated for the purpose of making

a profit which may be distributed in the form of dividends to stockholders on the basis of their invested capital.

A stock corporation may be a domestic or foreign stock corporation. Domestic Stock Corporation is formed, organized or existing under the Philippine laws. On the other hand, Foreign Stock Corporation is formed, organized, or existing under any laws other than those of the Philippines and whose laws allow Filipino citizens and corporations to do business in its own country or state.

- e. **Non-Stock, Non-Profit Corporation** (LO=5) refers to a business corporation which does not issue stock to its members and is created not to profit but for the public good and welfare. Of this character are most of the religious, social, charitable, educational, literary, scientific, civic, and political organizations and societies.
- f. **Cooperative** (LO=6) refers to an organization composed primarily of small producers and/or consumers who voluntarily join together to form a business enterprise which they themselves own, control, and patronize. Establishments under this category should be registered to the Cooperative Development Authority (CDA).
- g. **Others** (LO=7) refers to an organization not classified in any of the above classifications. It includes private associations, foundations, Non-Governmental Organizations, or other forms of legal organizations.

3. Industrial Classification

The industrial classification of the unit of enumeration is determined by the activity from which it derives its major income or revenue. The 2009 **Philippine Standard Industrial Classification (PSIC)** was utilized to classify economic units according to their economic activities. It was approved for adoption by government agencies and instrumentalities on February 10, 2010 through the former NSCB Resolution No. 2, series of 2010 which was ratified by PSA Board Resolution No. 01 Series of 2017-158 signed on 14 February 2017.

The 2009 PSIC is a detailed classification of industries prevailing in the country according to the kind of productive activities undertaken by the establishments. It is aligned with the **International Standard Industrial Classification of all Economic Activities (ISIC)** Revision 4, and officially released by the United Nations Statistics Division on August 11, 2008 for adoption by countries in their revised national classifications by 2010.

The structure and coding system of the 2009 PSIC consists of an alpha character and 5 numeric digits. The alpha character represents the **section** (also known as sector), the first two digits represent the **division**; the first three digits, the **group**; the first four digits, the **class**; and all 5 digits, the **sub-class**. Table 1 shows the levels of disaggregation of the 2009 PSIC by section.

Table 1. Levels of Disaggregation of the 2009 PSIC by Section

Section	Division	Group	Class	Sub-Class
Total	88	246	521	1,285
Agriculture, Forestry, and Fishing (A)	3	12	53	157
Mining and Quarrying (B)	5	10	15	32
Manufacturing (C)	24	73	201	476
Electricity, Gas, Steam, and Air Conditioning Supply (D)	1	3	3	3
Water Supply; Sewerage, Waste Management and Remediation Activities (E)	4	6	8	8
Construction (F)	3	8	10	15
Wholesale and Retail Trade; Repair of Motor Vehicles and Motorcycles (G)	3	20	45	189
Transportation and Storage (H)	5	12	21	56
Accommodation and Food Service Activities (I)	2	5	6	20
Information and Communication (J)	6	13	25	39
Financial and Insurance Activities (K)	3	10	21	45
Real Estate Activities (L)	1	2	5	6
Professional, Scientific and Technical Activities (M)	7	16	16	38
Administrative and Support Service Activities (N)	6	19	28	74
Public Administration and Defense; Compulsory Social Security (O)	1	3	7	12
Education (P)	1	6	13	24
Human Health and Social Work Activities (Q)	3	9	11	32
Arts, Entertainment, and Recreation (R)	4	5	10	18

Section	Division	Group	Class	Sub-Class
Other Service Activities (S)	3	10	18	34
Activities of Households as Employers; Undifferentiated Goods – and Services- Producing Activities of Private Households for Own Use (T)	2	3	3	3
Activities of Extraterritorial Organizations and Bodies (U)	1	1	2	4

4. Size of Establishment

The size of an establishment is determined by its total employment (TE). TE refers to the total number of persons who work in or for the establishment. This includes paid employees, working owners, unpaid workers, and all employees who work full-time or part-time including seasonal workers. Also included are persons on short-term leave such as those on sick, vacation or annual leaves and on strike.

Excluded are workers of establishments who work under a subcontracting arrangement. Workers on a sub-contract agreement or under manpower agencies were included in the report of the sub-contractors or the manpower agencies as part of their total employment.

The following are the size codes with corresponding total employment used in establishment-based censuses and surveys:

SZ Code	Total Employment	SZ Code	Total Employment
0	1 – 4	5	100 – 199
1	5 – 9	6	200 – 499
2	10 – 19	7	500 – 999
3	20 – 49	8	1000 – 1999
4	50 – 99	9	2000 and over

5. Geographic Classification

Establishments are also classified by geographic area using the Philippine Standard Geographic Code (PSGC) classification. The PSGC contains the latest updates on the official number of regions, provinces, cities, municipalities and barangays in the Philippines. The geographic code used in the 2018 CPBI is in accordance with PSGC as of 31 December 2018.

Based on the latest PSGC, the Philippines has 17 regions, 81 provinces, 145 cities, 1,489 municipalities, and 42,045 barangays.

Scope and Coverage

Only the business operations of establishments confined in the formal sector of the economy were covered in the 2018 CPBI.

The formal sector is comprised of the following:

1. Corporations and partnerships;
2. Cooperatives and foundations;
3. Single proprietorship with employment of 10 and over; and
4. Single proprietorship with branches.

Operationally, the formal sector includes:

1. All establishments with total employment of 10 or more; and
2. All establishments with total employment of less than 10, except those establishments that are under single proprietorship (LO=1) and are single establishments (EO=1) or those which has neither a branch nor a main office. It may have ancillary unit/s other than main office located elsewhere.

Thus, a single establishment (EO=1) with less than 10 employees, but owned or organized either as a partnership, corporation, cooperative or foundation is considered as part of the formal sector and thus is covered in the 2018 CPBI.

Likewise, an establishment owned by a single proprietor with less than 10 employees but with branch/es elsewhere and/or a main office elsewhere is also considered as part of the formal sector.

Specifically, the 2018 CPBI covered formal sector establishments which are engaged in the following economic activities, and with the corresponding types of economic organization (EO) as shown in the following table:

Table 2. Type of Formal Sector Establishments Included in the Scope and Coverage of the 2018 CPBI

2009 PSIC SECTION		SCOPE	COVERAGE
A	Agriculture, Forestry and Fishing	All economic activities	EO = 1, 2, and 3
B	Mining and Quarrying	All economic activities	EO = 1, 2, and 3
C	Manufacturing	All economic activities	EO = 1, 2, and 3
D	Electricity, Gas, Steam, and Air Conditioning Supply	All economic activities	EO=1, 2, and 3
E	Water Supply; Sewerage, Waste Management and Remediation Activities	All economic activities	EO = 1, 2, and 3
F	Construction	All economic activities	EO = 1, 3, and 4
G	Wholesale and Retail Trade; Repair of Motor Vehicles and Motorcycles	All economic activities, except retail sale via stalls and markets (G478)	EO = 1, 2, and 3
H	Transportation and Storage	All economic activities,	EO = 1, 3, and 4
I	Accommodation and Food Service Activities	All economic activities	EO = 1, 2, and 3
J	Information and Communication	All economic activities	EO = 1, 3, and 4 for the following industries: Wired telecommunications activities (J611) Wireless telecommunications activities (J612)

2009 PSIC SECTION		SCOPE	COVERAGE
			<p>Satellite telecommunications activities (J613)</p> <p>Telephone access in facilities open to the public service activities (J61901)</p> <p>Other telecommunications service activities, n.e.c. (J61909)</p> <p>EO = 1, 2, and 3 for the rest of the section</p>
K	Financial and Insurance Activities	All economic activities	EO = 1, 2, and 3
L	Real Estate Activities	All economic activities	EO = 1, 3, and 4
M	Professional, Scientific and Technical Activities	All economic activities,	EO = 1, 2, and 3
N	Administrative and Support Service Activities	All economic activities	<p>EO = 1, 3, and 4 for the following industries:</p> <p>Travel agency and tour operator activities (N791)</p> <p>Other reservation service and related activities (N799)</p> <p>Security and investigation activities (N80)</p> <p>General cleaning of buildings (N81210)</p> <p>EO = 1, 2, and 3 for the rest of the section</p>

2009 PSIC SECTION		SCOPE	COVERAGE
P	Education	All economic activities, except public education services	EO = 1, 2, and 3
Q	Human Health and Social Work Activities	All economic activities, except public medical, dental and other health services, and doctor's offices/clinics in hospitals	EO = 1, 2, and 3
R	Arts, Entertainment, and Recreation	All economic activities	EO = 1, 2, and 3
S	Other Service Activities	All economic activities, except activities of membership organizations (S94)	EO = 1, 2, and 3

The following sections of the 2009 PSIC are excluded from the scope of this census and all other establishment-based surveys of PSA:

2009 PSIC Section Which Are Out-of-Scope	
O	Public Administration and Defense; Compulsory Social Security
T	Activities of Households as Employers; Undifferentiated Goods and Services Producing Activities of Households for Own Use
U	Activities of Extra-territorial Organization and Bodies

In general, the results of the establishment-based surveys are inputs for the Non-Financial Corporations and Financial Corporations production account of the Philippine System of National Accounts (PSNA). Based on the PSNA concepts, Section O is part of the General Government resources; Section T is part of the Household resources; and, Section U is part of the Rest of the World resources.

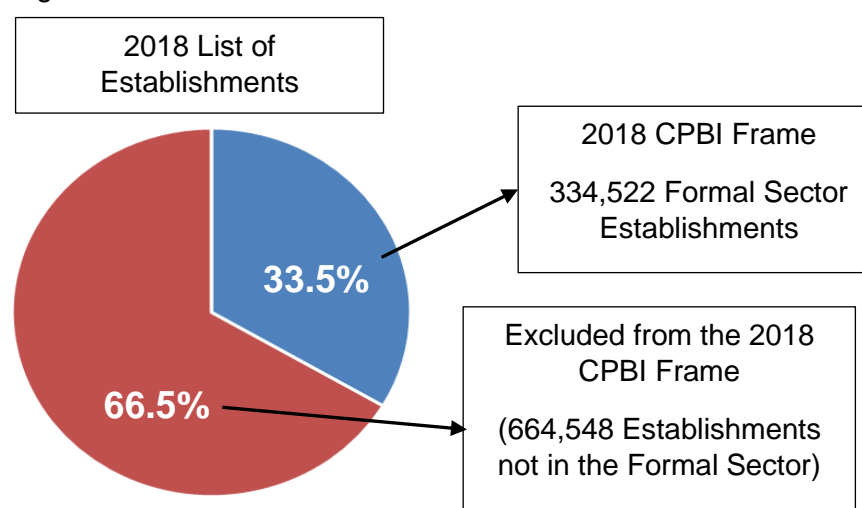
Sampling Frame

The sampling frame for the 2018 CPBI was extracted from the 2018 List of Establishments (LE) as of 01 February 2019.

The 2018 LE is a result of the Updating of the List of Establishments (ULE) which involved a door-to-door canvassing, and inquiry on the basic characteristics of establishments using the Computer-Aided Personal Interview (CAPI) mode of data collection. The 2018 LE operation was conducted by PSA from May to October 2018 primarily to update the sampling frame for the 2018 CPBI.

A From a total of 999,070 establishments operating in the country as listed in the 2018 LE as of 1 February 2019, 334,522 (33.5%) comprised the 2018 CPBI frame which includes only those classified as part of the formal sector.

Figure 1. Percent Share of the 2018 CPBI Frame in the LE



Sampling Method

The 2018 CPBI used stratified systematic sampling design with 5-digit PSIC serving as industry strata and total employment as the second stratification variable.

The stratified systematic sampling is a process of which the frame population is divided into several homogeneous groups, called strata. Independent samples are systematically drawn in each stratum based on the computed sampling interval and a random start. This method ensures that all important subgroups of the population are represented in the sample and to further improve the precision of “overall” survey estimates.

*A **certainty stratum** is defined as the stratum whose sampling ratio is 100 percent. In this stratum, all establishments are taken as certainty samples, i.e. the selection probability is 1 and the sampling weight is 1.*

*On the other hand, a **non-certainty stratum** is the stratum where only sample establishments are taken.*

Sampling Units

The sampling unit of the 2018 CPBI is the establishment and, for some sections/industries, the kind-of-activity unit (KAU). For those sections/industries, not considered as with KAUs, the

sampling units are establishments with EO = 1, 2 or 3. On the other hand, for sections/industries with KAU, the sampling units are those establishments with EO = 1, 3 or 4. Table 3 shows the sections/industries with KAUs.

Table 3. List of Sections/Industries with Kind-of-Activity Units (KAUs)

2009 PSIC	Industry Description
F	Construction
H	Transportation and Storage
J	Telecommunications Activities <ol style="list-style-type: none"> 1. Wired telecommunications activities (J611) 2. Wireless telecommunications activities (J612) 3. Satellite telecommunications activities (J613) 4. Telephone access in facilities open to the public service activities (J61901) 5. Other telecommunications service activities, n.e.c. (J61909)
L	Real Estate Activities
N	Administrative and Support Service Activities <ol style="list-style-type: none"> 1. Travel agency and tour operator activities (N791) 2. Other reservation service and related activities (N799) 3. Security and investigation activities (N80) 4. General cleaning of buildings (N81210)

For GOCCs (LO= 3), the sampling units are establishments with EO = 1, 3, and 4, except for those engaged in industries under Sections G and R in which the sampling units are establishments with EO = 1, 2, and 3. The consideration of the type of EOs for the GOCCs is based on the availability of data in the identified sampling units which maintain the records and to ensure completeness of coverage for those with centralized record-keeping.

Sampling Domains

Industry Domain

The industry domain (referred as **industry stratum**) for the 2018 CPBI are the 5-digit level (sub-class) of the 2009 PSIC. For all sections, the industry strata are the same for both establishments with TE of 20 and over, and with TE of less than 20. Table 4 presents the number of industry strata by 2009 PSIC sections.

Table 4. 2018 CPBI Number of Industry Strata by Section

Section	Number of Industry Strata	Section	Number of Industry Strata	Section	Number of Industry Strata
Total	1,058				
A	86	G	175	M	33
B	22	H	50	N	67
C	420	I	20	P	13
D	2	J	39	Q	20
E	8	K	43	R	15
F	15	L	6	S	24

Employment Stratum

Within the industry domains for each section, the establishments were further stratified by total employment (TE). The TE sizes were either combined or taken as a group to comprise an **employment stratum**. The basic considerations for grouping were the concentration of establishments in each TE sizes and occurrence of stratum jumpers between TE sizes. The number of employment strata formed was five.

Table 5. 2018 CPBI Employment Strata

Employment Strata	SZ Code	Total Employment
1	0 and 1	1 – 9
2	2	10 – 19
3	3	20 – 49
4	4	50 – 99
5	5 to 9	100 and over

The employment strata were also maintained to make it possible to generate MSME statistics based on employment groupings as shown below.

Micro	TE 1 – 9	SZ 0 and 1
Small	TE 10 - 99	SZ 2, 3, and 4
Medium	TE 100- 199	SZ 5
Large	TE 200 and Over	SZ 6, 7, 8, and 9

Geographic Domain

For establishments with TE of 20 and over, the 17 administrative regions serve as the geographic domains; while for establishments with TE of less than 20, the whole country serves as the geographic domain. Table 6 shows the geographic domains for establishments with TE of 20 and over, including the provinces, cities/municipalities that comprise them.

Table 6. 2018 CPBI Geographic Domains for Establishments with TE of 20 or more

DOMAIN/REGION	PROVINCE/CITY/MUNICIPALITY OF COVERAGE
National Capital Region (NCR)	City of Manila, Mandaluyong City, San Juan City, Quezon City, Marikina City, Pasig City, Makati City, Pateros, Taguig City, Caloocan City, Malabon City, Navotas City, Valenzuela City, Parañaque City, Las Piñas City, Muntinlupa City, Pasay City
Cordillera Administrative Region (CAR)	Abra, Apayao, Benguet, Ifugao, Kalinga, Mountain Province
Region I – Ilocos Region	Ilocos Norte, Ilocos Sur, La Union, Pangasinan
Region II – Cagayan Valley	Batanes, Cagayan, Isabela, Nueva Vizcaya, Quirino
Region III – Central Luzon	Aurora, Bataan, Bulacan, Nueva Ecija, Pampanga, Tarlac, Zambales
Region 4A – CALABARZON	Batangas, Cavite, Laguna, Quezon, Rizal
MIMAROPA Region	Marinduque, Occidental Mindoro, Oriental Mindoro, Palawan, Romblon
Region V – Bicol Region	Albay, Camarines Norte, Camarines Sur, Catanduanes, Masbate, Sorsogon
Region VI – Western Visayas	Aklan, Antique, Capiz, Guimaras, Iloilo, Negros Occidental
Region VII – Central Visayas	Bohol, Cebu, Siquijor, Negros Oriental
Region VIII – Eastern Visayas	Biliran, Eastern Samar, Leyte, Northern Samar, Samar (Western), Southern Leyte

DOMAIN/REGION	PROVINCE/CITY/MUNICIPALITY OF COVERAGE
Region IX – Zamboanga Peninsula	Zamboanga del Norte, Zamboanga del Sur, Zamboanga Sibugay, Isabela City
Region X – Northern Mindanao	Bukidnon, Camiguin, Lanao del Norte, Misamis Occidental, Misamis Oriental
Region XI – Davao Region	Compostela Valley, Davao del Norte, Davao del Sur, Davao Oriental, Davao Occidental
Region XII – SOCCSKSARGEN	Cotabato (North), Sarangani, South Cotabato, Sultan Kudarat, Cotabato City
Caraga	Agusan del Sur, Agusan del Norte, Dinagat Island, Surigao del Norte, Surigao del Sur
Autonomous Region in Muslim Mindanao (ARMM)	Basilan (excluding Isabela City), Lanao del Sur, Maguindanao (excluding Cotabato City), Sulu, Tawi-Tawi

Sample Size and Allocation

The primary consideration in the determination of sample size for the survey was its manageability at the optimum level of estimated budget without compromising the reliability and accuracy of survey results and the timeliness of retrieval of accomplished questionnaires from respondents.

All establishments with TE of 20 or more were taken on a 100 percent basis and comprised the certainty strata, while establishments with TE of less than 20 were taken on sampling basis and comprised the non-certainty strata of TE of 1 to 9, and TE of 10 to 19.

This means that all formal sector establishments with 20 or more employees were all included as sample establishments.

Furthermore, there are some industries which were taken on a 100% basis or take-all. These are industries with relatively small number of establishments, emerging industries and those with special need for data monitoring. Likewise, all establishments engaged in industries under Section B (Mining and Quarrying) and Section D (Electricity, Gas, Steam and Air Conditioning Supply) were also taken as samples.

For each region, the formal sector establishments with less than 20 employees were grouped according to the same 5-digit industry code and within the same TE size group, which are TE of 1 to 9, and TE of 10 to 19. For each group, called stratum, sample establishments were selected to represent the other establishments belonging to the same stratum.

Table 7. List of Certainty Industries

2009 PSIC	Industry Description
B05100	Mining of hard coal
B05200	Mining of lignite
B06100	Extraction of crude petroleum
B06200	Extraction of natural gas
B07100	Mining of iron ores
B07210	Mining of uranium and thorium ores
B07221	Gold ore mining
B07222	Silver ore mining
B07291	Copper ore mining
B07292	Chromite ore mining
B07293	Manganese ore mining
B07294	Nickel ore mining
B07299	Mining of other non-ferrous metal ores, n.e.c.
B08101	Marble quarrying
B08102	Limestone quarrying
B08103	Stone quarrying, except limestone and marble
B08104	Clay quarrying
B08105	Sand and gravel quarrying
B08106	Silica sand and silica stone quarrying
B08109	Stone quarrying, clay and sand pits, n.e.c.
B08911	Baryte mining
B08912	Guano gathering
B08913	Pyrite mining
B08914	Rock phosphate mining

2009 PSIC	Industry Description
B08915	Sulphur mining
B08919	Other chemical and fertilizer mineral mining
B08920	Extraction of peat
B08930	Extraction of salt
B08990	Other mining and quarrying, n.e.c.
B09101	Oil and gas extraction activities on a fee or contract basis
B09102	Oil and gas extraction activities not performed on a fee or contract basis
B09900	Support activities for other mining and quarrying
C19200	Manufacture of refined petroleum products
C19900	Manufacture of other fuel products
C23940	Manufacture of cement
C26110	Manufacture of electronic valves and tubes
C26120	Manufacture of semi-conductor devices and other electronic components
C26200	Manufacture of computers and peripheral equipment and accessories
C26300	Manufacture of communication equipment
C26400	Manufacture of consumer electronics
C26800	Manufacture of magnetic and optical media
D35100	Electric power generation, transmission and distribution
D35200	Manufacture of gas; distribution of gaseous fuels through mains
D35300	Steam, air conditioning supply and production of ice
G46522	Wholesale of semi-conductor devices
G46523	Wholesale of micro-chips and integrated circuits
G46524	Wholesale of printed circuits
G46525	Wholesale of radio and television including parts and accessories

2009 PSIC	Industry Description
G46527	Wholesale of blank audio and video tapes and diskettes, magnetic and optical disks (cds, dvds)
J58110	Book publishing
J58120	Publishing of directories and mailing lists
J58130	Publishing of newspapers, journals and periodicals
J58190	Other publishing activities
J58200	Software publishing
J59110	Motion picture, video and television programme activities
J59120	Motion picture, video and television programme post-production activities
J59130	Motion picture, video and television programme distribution activities
J59140	Motion picture projection activities
J59201	Sound recording activities
J59202	Publishing of music
J60102	Radio program production
J60103	Radio broadcasting activities over the internet (internet radio stations)
J60201	Television broadcasting and relay stations and studios including closed circuit television services
J60202	Television program production
J60203	Television broadcasting activities over the internet (internet television stations)
J61101	Wired (landline) services
J61102	Wired internet access service activities (e.g. dsl, leased line, dial-up)
J61103	Telegraph, facsimile/telefax, and telex services
J61109	Other wired telecommunications activities, including pay telephone
J61201	Wireless landline services
J61202	Mobile telecommunications services

2009 PSIC	Industry Description
J61203	Wireless internet access services (e.g. internet service provider, broadband)
J61209	Other wireless telecommunication services, n.e.c.
J61901	Telephone access in facilities open to the public service activities
J61909	Other telecommunications service activities, n.e.c.
J62020	Computer consultancy and computer facilities management activities
J63111	Data processing
J63112	Website hosting services
J63113	Application hosting services
J63120	Web portals
J63910	News agency activities
J63990	Other information service activities, n.e.c.
N78103	On-line employment placement agencies
N82211	Customer relationship management activities
N82219	Other call centers activities (voice), n.e.c.
N82221	Finance and accounting activities
N82222	Human resources and training activities
N82223	Administrative support activities
N82224	Document processes activities
N82225	Payroll maintenance and other transaction processing activities
N82226	Medical transcription activities
N82227	Legal services activities
N82228	Supply chain management activities
N82229	Other non-voice related activities, n.e.c.
N82291	Engineering outsourcing activities

2009 PSIC	Industry Description
N82292	Product development activities
N82293	Publishing outsourcing activities
N82294	Research and analysis activities
N82295	Intellectual property research and documentation activities
N82296	Security outsourcing activities
N82299	Other back office operations activities, n.e.c

Response Rate

The 2018 CPBI was conducted using a sample size of 60,683 establishments out of the total sampling frame units of 334,522 establishments which were engaged in economic activities classified under the 18 industry sections.

Completed questionnaires/reports from 53,527 responding establishments or 88.2 percent of the total 60,683 samples were the sources of data used in the estimation for the 2018 CPBI major data items. (Table 8)

Table 8. 2018 CPBI Number of Samples and Response Rate by Industry Section

Section	Sample	Responding	Response Rate (%)
Total	60,683	53,527	88.2
A	1,793	1,620	90.4
B	311	255	82.0
C	9,224	7,910	85.8
D	376	363	96.5
E	562	535	95.2
F	1,638	1,433	87.5
G	15,006	13,413	89.4
H	1,695	1,524	89.9
I	8,448	7,644	90.5
J	2,002	1,628	81.3
K	3,621	3,237	89.4
L	1,089	946	86.9
M	1,783	1,461	81.9
N	3,953	3,184	80.5
P	5,299	4,898	92.4
Q	1,869	1,715	91.8
R	885	784	88.6
S	1,129	977	86.5

The non-responding establishments include:

- those which did not submit their accomplished questionnaires;
- those who submitted their questionnaires but there are no entries in all major data items; or
- those who submitted the questionnaires but with remarks as closed, stopped operation, or temporarily stopped operation prior or during the reference year.

Estimation Procedures

The estimate of the total of a characteristic (\hat{X}_s) for the non-certainty employment stratum TE 1 to 9 or TE 10 to 19 in the s^{th} industry domain is

$$\hat{X}_s = \sum_{j=1}^{n_s} W_{sj} x_{sj}$$

where:

s - denotes the non-certainty employment strata in TE of less than 20

x_{sj} = value of the j^{th} establishment in the non-certainty employment stratum TE 1-9 or TE 10-19 in the s^{th} industry domain

$j = 1, 2, 3, \dots, n_s$ establishments

W_{sj} = weight of the j^{th} establishment in the non-certainty employment stratum TE 1-9 or TE 10-19 in the s^{th} industry domain

Sampling weight is computed as:

$$W_{sj} = \frac{N_s}{n_s}$$

where N_s = total number of establishments in the s_{th} industry

n_s = total number of sample establishments in the s_{th} industry

W_{sj} = weight of the j_{th} establishments in the s_{th} industry

Thus, if $n_s = N_s$ (Take all) , then $W_{sj} = 1$ (weights for certainty stratum)

Weight Adjustments

To account for non-response, the adjustment factor (n_s/n'_s) was multiplied to the sampling weight to compute for the adjusted weights W'_{sj} :

$$W'_{sj} = \frac{N_s}{n_s} \frac{n_s}{n'_s} = \frac{N_s}{n'_s}$$

where n'_s = number of responding establishments in the s_{th} industry

W'_{sj} = adjusted weight to account for non-response in the s_{th} industry

To account for stratum jumpers, sampling weights were further adjusted to conform with the reclassified industry class and employment structure after data collection.

Sampling weight was recomputed based on post-stratification after data collection:

$$PW_{sj} = \frac{PN_s}{pn_s}$$

where PN_s = post-stratification total number of establishments in the s_{th} industry

pn_s = post-stratification total number of sample establishments in the s_{th} industry

PW_{sj} = post-stratification weight of the j_{th} establishments in the s_{th} industry

To account for unit non-response after post-stratification, the adjustment factor (pn_s/pn'_s) is multiplied to the sampling weight to compute for the adjusted weights PW'_{sj} :

$$PW'_{sj} = \frac{PN_s}{pn_s} \frac{pn_s}{pn'_s} = \frac{PN_s}{pn'_s}$$

where pn'_s = number of responding establishments in the s_{th} industry

PW'_{sj} = adjusted weight to account for non-response in the s_{th} industry

The estimate of the total characteristic in the s_{th} industry is:

$$\hat{X}_s = \sum_{j=1}^{pn'_s} PW'_{sj} x_{sj}$$

where pn'_s = number of responding establishments in the s_{th} industry

x_{sj} = value of the j_{th} establishments in s_{th} industry

j = 1,2,3,..... pn'_s responding establishments

PW'_{sj} = adjusted weight of the j_{th} establishment in s_{th} industry

The Questionnaires

There were seven types of questionnaires used in the 2018 CPBI to capture the data from the establishments.

The clearance number as shown in Table 9 and expiry date (31 March 2020) are located on the upper righthand corner of the cover page of each questionnaire.

Table 9. List of Questionnaires for the 2018 CPBI

Form Type	Form Title	Spot Color	Clearance Number	2009 PSIC Section
CPBI Form 1	Agriculture, Forestry and Fishing	green	PSA-1907-01	A
CPBI Form 2	Mining and Quarrying; Manufacturing	yellow	PSA-1907-02	B, C
CPBI Form 3	Electricity, Gas, Steam and Air-conditioning Supply; and Water Supply; Sewerage, Waste Management and Remediation Activities	turquoise	PSA-1907-03	D, E
CPBI Form 4	Construction	orange	PSA-1907-04	F
CPBI Form 5	Wholesale and Retail Trade; Repair of Motor Vehicles and Motorcycles	red	PSA-1907-05	G
CPBI Form 6	Financial and Insurance Activities	silver gray	PSA-1907-06	K
CPBI Form 7	Business and Services	blue	PSA-1907-07	H, I, J, L, M, N, P, Q, R, S

An online questionnaire was also made available at the PSA website:
<https://cpbi.psa.gov.ph>.

The Data Items

The main data items in the 2018 CPBI questionnaires are listed in Table 10.

Table 10. List of Data Items in the 2018 CPBI Questionnaires

ITEM NO.	DESCRIPTION
(Cover Page)	Name and Address of the Establishment and Its Reporting Unit, if any
	Control Panel for Establishment Characteristics (<i>For PSA Use Only</i>)

ITEM NO.	DESCRIPTION
1	Business and Registered Name, Business Tax Identification Number (TIN) and Address, Company Website and Social Media Account
2	Economic Activity or Business in 2018
3	Year Started Operation
4	Legal Organization in 2018
5	Economic Organization in 2018
6	Capital Participation as of 31 December 2018
7	Employment as of 15 November 2018
8	Workers on Sub-Contract Agreement or Under Manpower Agencies/Contractors as of 15 November 2018
9	R&D Personnel as of 15 November 2018
10	Number of Production/Construction Workers as of 15 November 2018 (For CPBI Forms 2, 3 and 4)
11	Total Hours Worked by Production/Construction Workers in 2018 (For CPBI Forms 2, 3 and 4)
12	Revenue in 2018
13	Subsidies Received from the Government in 2018
14	Expense in 2018
15	Sales from E-commerce Transactions in 2018
16	Capital Expenditures, Sale and Book Value of Tangible Fixed Assets, including Losses and Damages in 2018
17	Capital Expenditures for All Tangible Fixed Assets by Mode of Acquisition in 2018
18	Capital Expenditures and Book Value for Intangible Assets in 2018
19	Total Assets as of 31 December 2018
20	Average Capacity Utilization Rate of the Establishment in 2018 (For CPBI Form 2 and 3)
21	Inventories in 2018
22	Branches, Divisions and Plants Owned and Controlled (for Main Office)

Limitations of Data

The results of the 2018 CPBI are estimates representing the frame population covering establishments included in the formal sector category as listed in the PSA's 2018 List of Establishments.

Section 4 of Commonwealth Act No. 591 requires that the data of individual business firms be kept confidential. To avoid disclosure of information of individual establishment, statistical tables do not provide information for any industry group or sub-class wherein the number of establishments is less than three. Figures relating to such industries were either suppressed or combined with those of other related industries in accordance with the guidelines on statistical disclosure control of data for establishments' survey.

Concepts and Definitions

Business/Trade name refers to the name used to identify a commercial product or service, under which a business firm operates. It distinguishes one establishment's/enterprise's products and services from those of its competitors and helps to establish its identity in the marketplace. A business/trade name can be different from the legal name the business has been registered as, for corporate status. This could be the name registered with the DTI, SEC or the name used in securing business permit.

Registered name refers to the name of the establishments/enterprise as registered with the Securities and Exchange Commission (SEC), Department of Trade and Industry (DTI) and Cooperative Development Authority (CDA). Registered name is the one used for taxation purposes and legal matters. Registered name usually links establishments within the same enterprise.

Address refers to the actual physical location of the establishment/enterprise. It should contain the number and street name, building name, floor and room number, barangay, city/municipality and the province.

A **website** is a collection of related web pages containing images, videos or other digital assets. A website is hosted on at least one web server, accessible via a network such as the internet or a private local area network through an Internet address known as a Uniform Resource Locator. All publicly accessible websites collectively constitute the World Wide Web. Web pages are accessed and transported with the Hypertext Transfer Protocol (HTTP), which may optionally employ encryption (HTTP Secure, HTTPS) to provide security and privacy for the user of the web page content. The user's application, often a web browser, renders the page content according to its HTML markup instructions onto a display terminal. One example of a website is <http://www.census.gov.ph>.

Main activity refers to the activity that contributes the biggest or major portion of the gross income or revenue of the establishment/enterprise.

Secondary/Other Activities refer to activities carried out by the establishment/enterprise in addition to the main activity and in which the output, like that of the main activity, must be suitable for delivery outside the establishment/enterprise.

Ancillary Activities refer to activities that exist to support the main productive activities of this establishment by providing non-durable goods or services entirely or primarily for the use of the establishment.

Capital participation refers to the claims of foreign and/or local investors against capital/equity.

Total Employment refers to the total number of persons who work in or for the enterprise as of November 15, 2018. This includes paid employees, working owners, unpaid workers and all employees who work full-time or part-time including seasonal workers. Included also are persons on short term leave such as those on sick, vacation or annual leaves and on strike. **Excluded** from the count of total employment are consultants, home workers, workers receiving pure commission only, workers on indefinite leave, silent or inactive partners and members of cooperative who are not involved in the operation of the cooperative.

Paid employees are all full-time and part-time employees working in or for the establishment/enterprise and receiving regular pay, as well as those working away from the establishment/enterprise and paid by and under the control of the establishment/ enterprise.

Unpaid workers are working owners who do not receive regular pay, apprentices and learners without regular pay, and persons working for at least 1/3 of the working time normal to the establishment/enterprise without regular pay.

Workers on sub-contract agreement or under manpower agencies/contractors are workers employed by the contractors to perform or complete a job, work or service within the premise of this establishment pursuant to a service agreement. These are workers who are not in the payroll of this establishment.

Research and Development (R&D) refers to creative work undertaken as a systematic basis in order to increase the stock of knowledge, including knowledge of man, culture and society, and the use of this stock of knowledge to devise new applications.

R&D personnel are all persons employed directly on R&D as well as those providing direct services such as R&D Managers, administrators and clerical staff. R&D personnel are classified into three categories: researchers, technicians and auxiliary personnel.

Production/construction workers are workers directly engaged in the production/construction process, including working foreman.

Number of hours worked by production/ construction workers refers to the number of hours actually spent by production/construction workers at work, including waiting time and overtime for the whole year of 2018.

Total Income or revenue refers to cash received and receivables for goods sold and services rendered.

Sales to domestic market, for sectors agriculture, forestry and fishing; mining and quarrying; and manufacturing, refer to the products/by-products of the establishment sold to another establishment including, producer, wholesaler and retailer, of a different enterprise. However, for wholesale and retail trade, these refer to the goods sold locally.

Interplant transfers refer to the shipment of products produced to other establishments belonging to the same enterprise as the establishment. These should be valued as though sold.

Direct exports refer to the products produced and shipped, as well as goods sold, directly outside the country by the establishment.

Sales to exporters refers to the products/by-products/goods sold locally to exporters by the establishment.

Sale of goods refers to the income from goods sold in the same condition as purchased.

Net income earned from construction activities abroad refers to the value, cash and receivables of construction activities abroad less total cost incurred.

Net insurance premiums earned are the gross earned premiums on insurance contract less the reinsurers' share of gross earned premiums on insurance contracts.

Contract and commission work done for others refer to the income from outsourcing activities done on materials owned and controlled by another establishment.

The term “**outsourcing**” or production has been used to refer to a situation where the principal production unit (the principal) contracts another production unit (the contractor) to carry out specific functions constituting the whole or a part of the principal's activity in producing a good or a service.

Income from products sold for a construction establishment, is an income from products manufactured and sold, e.g. pre-fabricated products, hollow blocks, etc.

Royalty income is an income received for trademarks, copyrights, patents or secrecy and concessions.

Trademarks are images, logos or other graphical materials associated with a brand and which, if registered as such, may not be reproduced or copied without the permission of the trademark holder.

Copyright is the exclusive right to reproduce articles, books, photographs, films or other representative material usually held by the author or publisher of a work.

Patent is the legal recognition of an invention, which also grants sole right of manufacture and sale for commercial purposes to the patent holder.

Concession is the term that describes a business trading under a contract from a concession stand or area within the premises of another business, or host. A concession is principally a tenant, and the hold is its landlord. Concessions are usually given a degree of exclusivity by its host to allow it the right to retail certain product ranges. Concessions operate under their own branding and heads of terms are negotiated and agreed prior to a solicitor drafting either a license or lease which describes the principal terms under which the parties will operate.

Franchise income refers to income received for license to make, distribute or sell a product or service.

Subsidies refer to special grants received from the government in the form of financial assistance or tax exemption or tax privilege to aid and develop an industry.

Total expense refers to the cost incurred in an enterprise's efforts to generate revenue, representing the cost of doing business. Excludes cost incurred in acquisition of income generating assets.

Total compensation is the sum of gross salaries and wages and total employers to SSS/GSIS, Employees Compensation Commission, PhilHealth, PAG-IBIG, etc.

Gross salaries and wages refer to payments in cash or in-kind prior to any deductions for employee's contributions to SSS/GSIS, withholding tax, etc.

Taxes on Products are taxes paid on products by producer or by the purchaser of the product. Examples are: import tax, export tax, excise tax, value-added tax, sales tax, gross receipts tax, etc.

Export tax consists of taxes on goods or services that become payable when the goods leave the economic territory or when the services are delivered to non-residents; they include export duties, profits of export monopolies and taxes resulting from multiple exchange rates.

Excise tax or excise duties are taxes levied on specific kinds of good, typically alcoholic beverages, tobacco and fuels; they may be payable in addition to import duties when the goods enter the economic territory.

Other taxes on production are taxes paid by the producer due to production excluding income tax. Examples are: business licenses, real estate tax, road tax, environmental tax, etc.

Environmental tax consists of taxes levied on the emission or discharged into the environment of noxious gases, liquids or other harmful substances.

Contract and commission work done by others is the amount spent for production/service outsourced to other establishment.

Goods purchased for resale is the acquisition cost of goods purchased for resale without transformation or processing.

Interest expense is the amount paid for loans obtained from banks and other financial institutions.

Payouts are the amount expended as prize in gambling and betting operations.

Research and development (R&D) is the amount spent on any systematic, scientific and creative work undertaken to increase the stock of knowledge and the use of this knowledge to create new or improved products, processes, services, and other applications.

Environmental protection expense is the amount spent for the prevention, reduction and elimination of pollution as well as any degradation of the environment such as environmental protection services like wastewater treatment, reforestation, etc.

Royalty fee is an expense for trademarks, patents or secrecy and concessions.

Franchise fee is an expense made for license to make, distribute or sell a product or service.

E-commerce refers to the selling of products or services over electronic systems such as the Internet Protocol-based networks and other computer networks, Electronic Data Interchange (EDI) network, or other on-line system. Excluded are orders received from telephone, facsimile and e-mails.

Tangible Fixed Assets refer to physical assets acquired and for use of the establishment/enterprise and expected to have a productive life of more than one year. Examples are land, buildings, transport equipment, ICT and other machinery and equipment, valuables and other tangible fixed assets.

Capital expenditures for tangible fixed assets refer to the full value of tangible fixed assets acquired in 2018 whether or not full payments have been made.

Sale of tangible fixed assets refer to the actual amount received/realized (not book value) from the sale of tangible fixed assets during the year including the value of tangible fixed assets transferred to the other establishments of the same enterprise.

Losses and damages refer to the decrease in the book value of tangible fixed assets due to theft, major catastrophe, and other accidental destructions.

Book value refers to the initial or acquisition cost of tangible fixed assets less accumulated depreciation charges.

New tangible fixed assets refer to brand new tangible fixed assets acquired during the year, including directly/newly imported tangible fixed assets.

Directly/newly imported tangible fixed assets are considered new whether or not they were used before they were imported.

Major alterations and improvements on tangible fixed assets are done to increase the performance or capacity of existing tangible fixed assets or to significantly extend their previous expected service lives.

Use tangible fixed assets refer to those that have been previously used within the country.

Tangible fixed assets produced on own account refer to the physical assets produced by the establishment for its own use. It should be valued as the cost of all work put in place including overhead cost.

Total assets are resources including land owned and/or controlled by the establishment as a result of past transactions and events from which future economic benefits are expected to flow to the establishment.

Inventories refer to stocks of goods owned by or under the control of the establishment as of a fixed date, regardless of where the stocks are located.

Purchaser Price is the amount paid by the purchaser, excluding any deductible VAT or similar deductible tax, in order to take delivery of a unit of a good or service at the time and place required by the purchaser. The purchaser's price of a good includes any transport charges paid separately by the purchaser to take delivery at a required time and place.

Producer Price is the amount receivable by the producer from the purchaser for a unit of good or service produced as output minus any VAT, or similar deductible tax, invoiced to the purchaser. It excludes any transport charges invoiced separately by the producer.

Replacement cost is the cost of an item in terms of its present price rather than its original price.

Materials and supplies are materials and supplies intended for use as intermediate inputs.

Finished products refer to the value of products produced/manufactured by the establishment that are ready for sale/shipment.

Work-in-progress, for agriculture forestry and fishing, refers to the value of products of the establishment that have not yet reached the final desired state and are not ready for sale/shipment; while for manufacturing, it refers to the value of all materials which have been partially processed by the establishment but which are not usually sold or turned over to other establishments without further processing.

Construction-in-progress refers to portion of construction projects and/or installation works in the country that are not yet completed during the year and are not yet ready to be handed over to the contractee.

Publication Volumes

The following are the 2018 CPBI publication volumes.

Table 11. 2018 CPBI Publication Volumes

Section	Industry	Volume Number
A	Agriculture, Forestry and Fishing	Volume I
B	Mining and Quarrying	Volume II
C	Manufacturing	Volume III

Section	Industry	Volume Number
D	Electricity, Gas, Steam and Airconditioning Supply	Volume IV
E	Water Supply; Sewerage, Waste Management and Remediation Activities	Volume V
F	Construction	Volume VI
G	Wholesale and Retail Trade; Repair of Motor Vehicles and Motorcycles	Volume VII
H	Transportation and Storage	Volume VIII
I	Accommodation and Food Service Activities	Volume IX
J	Information and Communication	Volume X
K	Financial and Insurance Activities	Volume XI
L	Real Estate Activities	Volume XII
M	Professional, Scientific and Technical Activities	Volume XIII
N	Administrative and Support Service Activities	Volume XIV
P	Education	Volume XV
Q	Human Health and Social Work Activities	Volume XVI
R	Arts, Entertainment and Recreation	Volume XVII
S	Other Service Activities	Volume XVIII

Symbols and Abbreviations Used in Statistical Tables

s	suppressed data to avoid disclosure of individual establishment's data
}	combined data of two or more industries or regions
-	zero
n.e.c	not elsewhere classified

Description of Industries for Agriculture, Forestry and Fishing

SECTION A – AGRICULTURE, FORESTRY AND FISHING

Industry Section A – Agriculture, Forestry and Fishing covers all activities involving exploitation of vegetal and animal natural resources, comprising the activities of growing crops, raising and breeding of animals, harvesting of timber and other plants, animals or animal products from a farm or their natural habitats.

Section A is comprised of the following three (3) industry divisions:

1. **Crop and animal production, hunting and related service activities** involves the production of food and non-food crops; livestock and poultry production and animal products; hunting and trapping of animals and related support activities. This includes production for the market or for own subsistence use; organically and genetically modified crops and livestock.
2. **Forestry and logging** includes the production of roundwood for the forest-based manufacturing industries as well as the extraction and gathering of wild growing non-wood forest products. Besides the production of timber, forestry activities result in products that undergo little processing such as fire wood, charcoal, wood chips and roundwood used in an unprocessed form. These activities can be carried out in natural or planted forests.
3. **Fishing and aquaculture** includes capture fishery and aquaculture, covering the use of fishery resources from marine, brackish or freshwater environments, with the goal of capturing or gathering fish, crustaceans, mollusks and other marine organisms and products. Also included are activities that are normally integrated in the process of production for own account.

BRIEF ANALYSIS

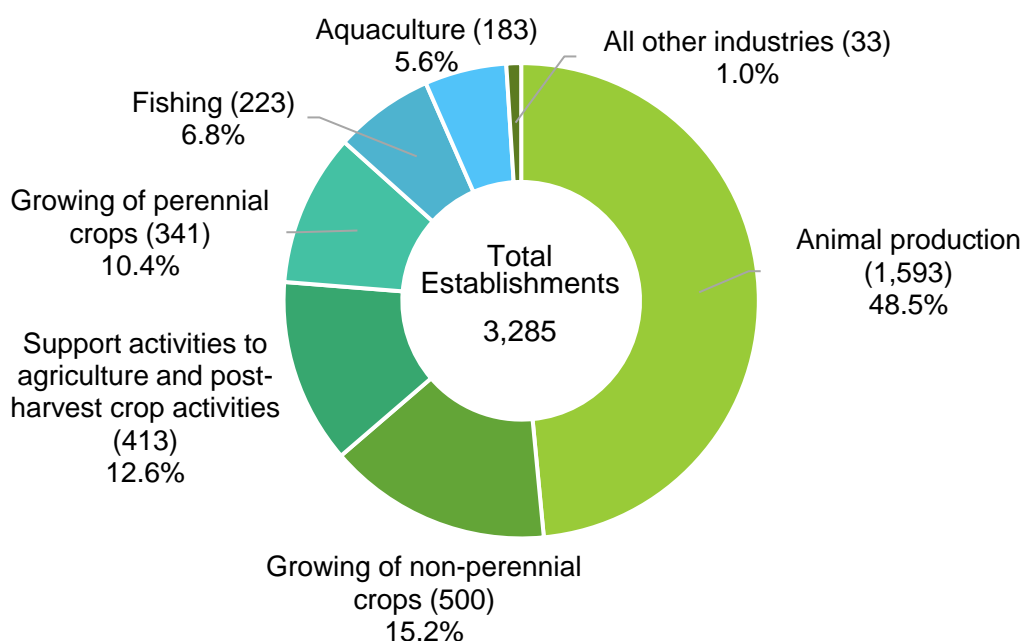
Animal production dominated the agriculture sector in terms of number of establishments

In 2018, a total of 3,285 establishments were engaged in agriculture, forestry and fishing industry. This represents a 33.5 percent increase from the 2,461 establishments recorded in 2012. (Table A)

Among industry groups, the animal production with 1,593 establishments accounted for the highest percent share (48.5%). (Table 1, and Figure 1)

Growing of non-perennial crops with 500 establishments (15.2%), and support activities to agriculture and post-harvest crop activities with 413 establishments (12.6%) ranked second and third, respectively. (Table 1, and Figure 1)

Figure 1. Percent Distribution of Agriculture, Forestry and Fishing Establishments:
Philippines, 2018 CPBI



Note: Details may not add-up to total due to rounding off.

About 1 out of 5 establishments were located in Central Luzon

Of the 3,285 establishments engaged in agriculture, forestry and fishing, 17.8 percent are located in Central Luzon, placing the region on top among other regions in terms of count of establishments.

Davao Region and CALABAZON followed with 370 establishments (11.3%), and 366 establishments (11.1%), respectively.

The Cordillera Administrative Region with 39 establishments (1.2%) recorded the lowest count. (Table 1)

Establishments engaged in the growing of perennial crops employed the highest number of workers

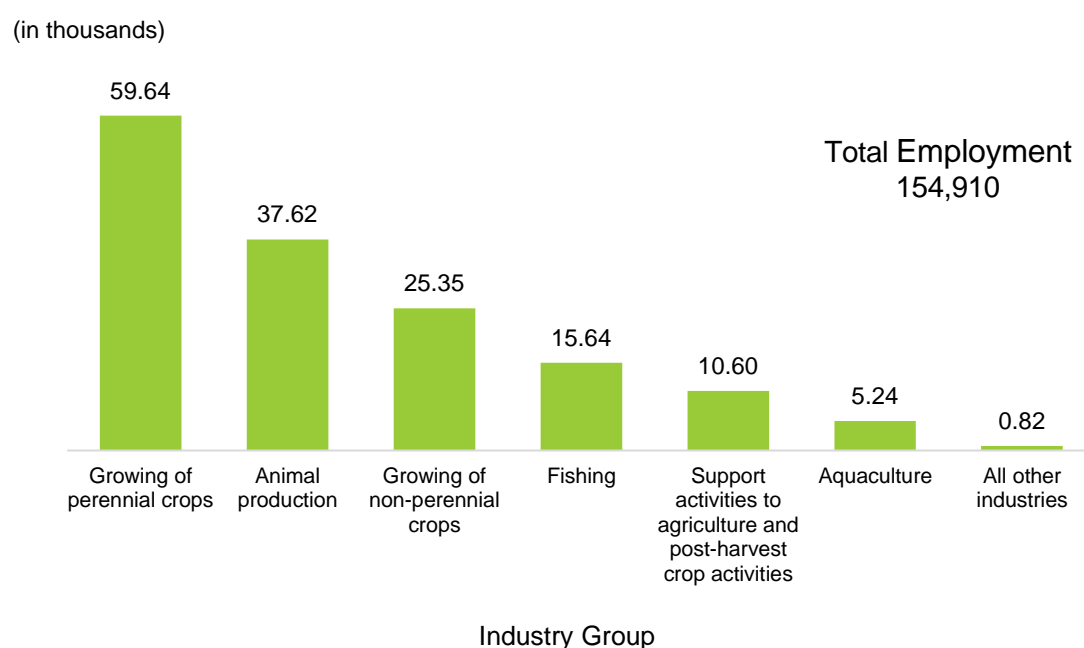
The agriculture, forestry and fishing establishments employed a total of 154,910 persons, a decline of -5.9 percent from the total employed in 2012. (Table A)

The average number of employees per establishment was estimated at 48.

Growing of perennial crops, which employed a total of 59,644 workers, accounted for 38.5 percent of the total employment in the agriculture, forestry and fishing industry, thus ranking first compared with other industry groups. This was followed by animal production with 37,618 employees (24.3%), and growing of non-perennial crops with 25,351 (16.4%). (Table 1)

Across industry groups, the growing of perennial crops recorded the highest average of 175 employees per establishment. This was followed by fishing with 71, and growing of non-perennial crops with 51. These are the industries with higher number of employees per establishment than that of the national level. (Table 1, and Figure 2)

Figure 2. Employment Distribution for Agriculture, Forestry and Fishing Establishments: Philippines, 2018 CPBI



Note: Details may not add-up to total due to rounding off.

Davao Region topped in the number of employees engaged in agriculture, forestry, and fishing

Among regions, Davao Region topped in employment with 40,641 employees or 26.2 percent of the total employment in the industry. Western Visayas with 19,118 (12.3%), and Northern Mindanao with 19,105 (12.3%) followed next.

In addition to the 154,910 employees in the industry, a total of 21,283 workers on sub-contract agreement or under manpower agencies contractors were also engaged.

Davao Region engaged the service of 4,855 sub-contracted workers which comprised 22.8 percent of the total, the highest among the regions. Northern Mindanao and SOCCSKSARGEN with 4,706 (22.1%), and 4,590 (21.6%), respectively, followed in the second, and third rank.

Across industry groups, more than half of the total sub-contracted workers were engaged in the growing of perennial crops with 11,512 or 54.1 percent. (Table 1)

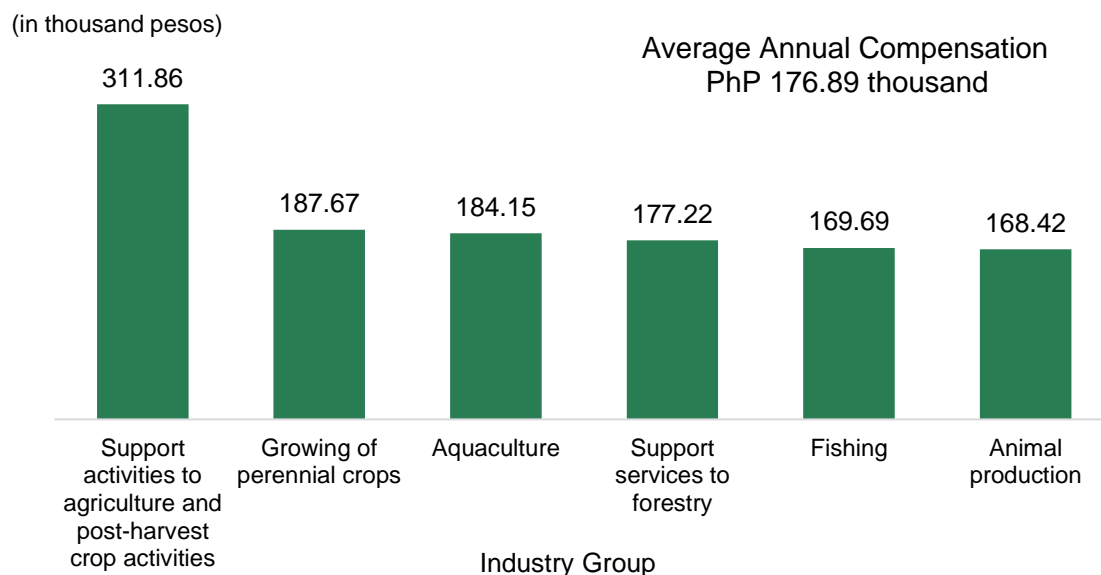
Support activities to agriculture and post-harvest crop activities establishments gave the highest average annual compensation per paid employee

A total of PhP 27.0 billion was spent by the establishments in the agriculture sector for the compensation of its employees. This translates to an average annual compensation per paid employee at PhP 176,892. (Table 1)

Paid employees in establishments engaged support activities to agriculture and post-harvest crop activities received the highest average annual compensation of PhP 311,860. This was followed by those in establishments engaged in growing of perennial crops with PhP 187,673, aquaculture with PhP 184,154, and support services to forestry with PhP 177,224. Paid employees in these industry groups had average annual compensation higher than that of the national level figure. (Table B, and Figure 3)

Region-wise, the highest average annual compensation per paid employee was recorded in the National Capital Region at PhP 390,311. In addition to NCR, six other regions (Cagayan Valley, Central Luzon, CALABARZON, Davao, SOCCSKSARGEN, ARMM) recorded average annual compensation greater than the national level figure. (Table C)

Figure 3. Top Six Industry Groups with Highest Average Annual Compensation of Paid Employees in Agriculture, Forestry and Fishing Establishments: Philippines, 2018 CPBI



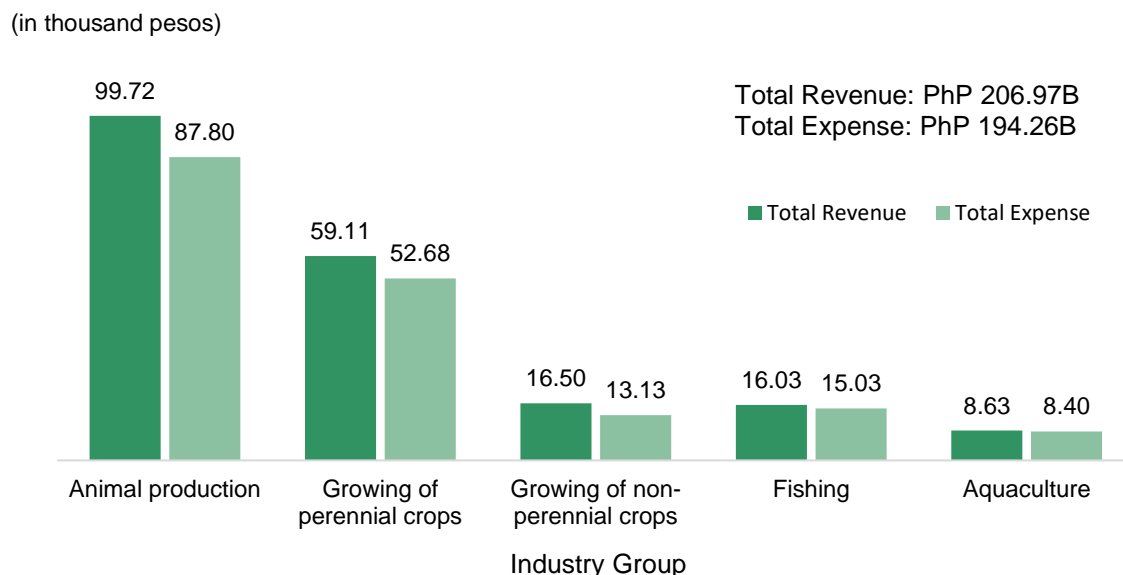
Animal production generated the highest revenue, and incurred the highest expense

The agriculture sector generated PhP 206.97 billion total revenue, and incurred PhP 194.26 billion total expense in 2018. These correspond to an increase of about 50.0 percent from the PhP 138.03 billion total revenue generated in 2012, and, also an increase of 38.1 percent from the PhP 140.66 billion total expense reported in 2012. (Table 1, and Table A)

Of the 10 industry groups, animal production accounted the biggest portion of the total revenue generated by the agriculture sector with PhP 99.72 billion or 48.2 percent, and of the total expense with PhP 87.80 billion or 45.2 percent. (Table 1)

The growing of perennial crops generated the second highest revenue with PhP 59.11 billion (28.6%) and incurred the second highest expense with PhP 52.68 billion or (27.1%). (Table 1, and Figure 4)

Figure 4. Top 5 Industry Groups in Terms of Total Revenue and Corresponding Total Expense in Agriculture, Forestry and Fishing Establishments: Philippines, 2018 CPBI



Davao Region led in terms of revenue generated, and expense incurred

Among regions, Davao Region generated the highest revenue with PhP 49.33 billion or 23.8 percent share and had the highest expense incurred with PhP 41.70 billion or 21.5 percent share to total.

Central Luzon followed with PhP 48.92 billion total revenue or 23.6 percent share to total, and also with PhP 41.40 billion total expense or 21.3 percent share. (Table 1)

Eastern Visayas posted the highest revenue per expense ratio

The PhP 206.97 billion total revenue generated, and the PhP 194.26 billion total expense incurred by the industry can be translated to a revenue-expense ratio of 1.07. This ratio indicates that establishments engaged in this industry earned about 10 centavos for every one peso expense, on the average. (Table C)

Of the 17 regions, 15 have ratios higher than the national level. The two regions with lower ratios were NCR (0.50), and SOCCSKSARGEN (0.95).

Eastern Visayas posted the highest revenue per expense ratio of 1.72, followed by the Caraga with a ratio of 1.31. (Table C)

Industry group-wise, silviculture and other forestry activities recorded the highest ratio with 1.27. (Table B)

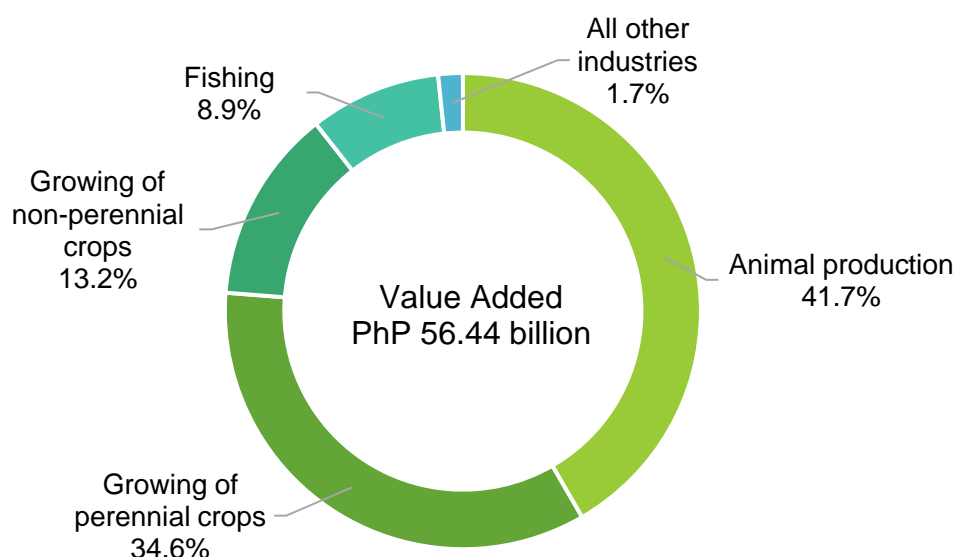
Animal production contributed the highest value added to the total of the industry

Value added generated by the agriculture sector amounted to PhP 56.44 billion which represents its estimated contribution to the economy. This amount translates to a 75.7 percent increase from the value added recorded in 2012. (Table A)

Animal production contributed the highest value added with PhP 23.51 billion or 41.7 percent of the total.

This was followed by the growing of perennial crops and growing of non-perennial crops which generated PhP 19.52 billion (34.6%), and PhP 7.43 billion (13.2%), respectively. (Table 1, and Figure 5)

Figure 5. Value Added for Agriculture, Forestry and Fishing Establishments: Philippines, 2018 CPBI



Note: Percent shares may not add-up to 100 due to rounding off.

Davao Region accounted for the highest value added

Davao Region generated value added of PhP 18.52 billion (32.8%) which accounted for the biggest percent share to the total value added of the agriculture industry.

Central Luzon followed with PhP 13.91 billion or 24.6 percent of the total.

Northern Mindanao generated the third highest value added with PhP 7.28 billion or 12.9 percent of the total. (Table 1)

Subsidy received from the government amounted to PhP 34.90 billion

The agriculture sector received government subsidies which amounted to PhP 34.90 billion in the form of financial assistance, tax exemption, or tax privilege. (Table 1)

Total gross addition to tangible fixed assets acquired amounted to PhP 30.50 billion

The total gross additions to tangible fixed assets, computed as capital expenditures less sale of tangible fixed assets, acquired by the agriculture, forestry and fishing industry amounted to PhP 30.50 billion. The major portion of this amount was contributed by the animal production industry group with PhP 25.68 billion. (Table 1)

Total change in inventories recorded at PhP 6.30 billion

The total change in inventories (ending less beginning inventory) for the sector recorded at PhP 6.30 billion. This value was mostly contributed by animal production (PhP 3.52 billion) and growing of non-perennial crops (PhP 2.32 billion). (Table 1)

Table A Comparative Statistics for Agriculture, Forestry and Fishing Establishments by Industry Group: Philippines, 2018 and 2012 CPBI

(Values are in thousand pesos, except for number of establishments and employment. Details may not add-up to total due to rounding and/or statistical disclosure control.)

2009 PSIC Code	Industry Description	Number of Establishments			Employment		
		2018	2012	Growth Rate (%)	2018	2012	Growth Rate (%)
A	Agriculture, Forestry and Fishing	3,285	2,461	33.5	154,910	164,706	-5.9
A011	Growing of non-perennial crops	500	421	18.8	25,351	38,066	-33.4
A012	Growing of perennial crops	341	282	20.9	59,644	65,860	-9.4
A013	Plant propagation	18	8	125.0	484	67	622.4
A014	Animal production	1,593	944	68.8	37,618	23,836	57.8
A015	Support activities to agriculture and post-harvest crop activities	413	340	21.5	10,600	13,102	-19.1
A021	Silviculture and other forestry activities	7	16	-56.3	246	520	-52.7
A022	Logging	s	3		s	187	
A024	Support services to forestry	s	6		s	328	
A031	Fishing	223	264	-15.5	15,644	18,008	-13.1
A032	Aquaculture	183	177	3.4	5,236	4,732	10.7

2009 PSIC Code	Industry Description	Paid Workers			Workers on Sub-Contract Agreement as of 15 Nov 2018		
		2018	2012	Growth Rate (%)	2018	2012	Growth Rate (%)
A	Agriculture, Forestry and Fishing	152,519	161,803	-5.7	21,283		
A011	Growing of non-perennial crops	24,555	37,855	-35.1	1,306		
A012	Growing of perennial crops	59,466	65,512	-9.2	11,512		
A013	Plant propagation	468	64	631.3	28		
A014	Animal production	37,175	23,343	59.3	5,011		
A015	Support activities to agriculture and post-harvest crop activities	9,958	12,501	-20.3	728		
A021	Silviculture and other forestry activities	246	460	-46.5	7		
A022	Logging	s	186		s		
A024	Support services to forestry	s	42		s		
A031	Fishing	15,425	17,607	-12.4	1,407		
A032	Aquaculture	5,149	4,233	21.6	1,285		

Continued

Table A Comparative Statistics for Agriculture, Forestry and Fishing Establishments by Industry Group: Philippines, 2018 and 2012 CPBI

(Values are in thousand pesos, except for number of establishments and employment. Details may not add-up to total due to rounding and/or statistical disclosure control.)

Continued

2009 PSIC Code	Industry Description	Total Revenue (in Thousand PhP)			Total Expense (in Thousand PhP)		
		2018	2012	Growth Rate (%)	2018	2012	Growth Rate (%)
A	Agriculture, Forestry and Fishing	206,974,362	138,027,078	50.0	194,263,749	140,659,671	38.1
A011	Growing of non-perennial crops	16,500,592	9,356,460	76.4	13,128,269	8,492,006	54.6
A012	Growing of perennial crops	59,110,223	66,699,943	-11.4	52,681,780	71,145,864	-26.0
A013	Plant propagation	338,229	10,684	3,065.8	299,304	14,743	1,930.1
A014	Animal production	99,722,049	36,100,861	176.2	87,798,640	33,917,163	158.9
A015	Support activities to agriculture and post-harvest crop activities	6,479,379	6,641,417	-2.4	16,781,326	8,609,520	94.9
A021	Silviculture and other forestry activities	96,916	130,882	-26.0	76,031	139,716	-45.6
A022	Logging	s	78,074		s	65,989	
A024	Support services to forestry	s	6,262		s	5,785	
A031	Fishing	16,031,276	14,693,727	9.1	15,033,098	14,055,561	7.0
A032	Aquaculture	8,632,190	4,308,772	100.3	8,404,372	4,213,319	99.5

2009 PSIC Code	Industry Description	Compensation (in Thousand PhP)			Other Expense (in Thousand PhP)		
		2018	2012	Growth Rate (%)	2018	2012	Growth Rate (%)
A	Agriculture, Forestry and Fishing	26,979,354	22,184,990	21.6	167,284,395	118,474,681	41.2
A011	Growing of non-perennial crops	2,799,393	2,104,296	33.0	10,328,876	6,387,710	61.7
A012	Growing of perennial crops	11,160,162	11,539,184	-3.3	41,521,618	59,606,676	-30.3
A013	Plant propagation	40,643	5,914	587.2	258,661	8,829	2,829.7
A014	Animal production	6,261,174	2,624,137	138.6	81,537,466	31,293,025	160.6
A015	Support activities to agriculture and post-harvest crop activities	3,105,505	2,918,286	6.4	13,675,821	5,691,234	140.3
A021	Silviculture and other forestry activities	34,747	43,261	-19.7	41,284	96,455	-57.2
A022	Logging	s	12,351		s		
A024	Support services to forestry	s	1,712		s		
A031	Fishing	2,617,405	2,393,000	9.4	12,415,693	11,662,562	6.5
A032	Aquaculture	948,207	542,847	74.7	7,456,165	3,670,475	103.1

Table A Comparative Statistics for Agriculture, Forestry and Fishing Establishments by Industry Group: Philippines, 2018 and 2012 CPBI

(Values are in thousand pesos, except for number of establishments and employment. Details may not add-up to total due to rounding and/or statistical disclosure control.)

Continued

2009 PSIC Code	Industry Description	Value Output (in Thousand PhP)			Intermediate Expense (in Thousand PhP)		
		2018	2012	Growth Rate (%)	2018	2012	Growth Rate (%)
A	Agriculture, Forestry and Fishing	192,513,790	137,430,803	40.1	114,585,440	87,199,042	31.4
A011	Growing of non-perennial crops	16,920,872	8,984,321	88.3	7,353,068	4,157,253	76.9
A012	Growing of perennial crops	54,205,601	63,580,846	-14.7	23,798,055	38,482,973	-38.2
A013	Plant propagation	337,891	10,388	3,152.7	219,606	5,813	3,677.8
A014	Animal production	92,898,424	38,094,092	143.9	64,372,094	29,175,726	120.6
A015	Support activities to agriculture and post-harvest crop activities	5,846,177	7,843,084	-25.5	3,864,822	2,821,353	37.0
A021	Silviculture and other forestry activities	89,794	117,608	-23.6	17,516	77,731	-77.5
A022	Logging	s	64,524		s	29,708	
A024	Support services to forestry	s	6,059		s	3,283	
A031	Fishing	13,895,170	13,836,246	0.4	9,239,278	9,332,555	-1.0
A032	Aquaculture	8,276,219	4,893,637	69.1	5,710,633	3,112,642	83.5

2009 PSIC Code	Industry Description	Value Added (in Thousand PhP)			Gross Addition to Tangible Fixed Assets (in Thousand PhP)		
		2018	2012	Growth Rate (%)	2018	2012	Growth Rate (%)
A	Agriculture, Forestry and Fishing	56,439,380	32,129,907	75.7	30,498,071	10,046,767	203.6
A011	Growing of non-perennial crops	7,434,328	3,656,718	103.3	854,750	212,647	302.0
A012	Growing of perennial crops	19,516,771	11,399,114	71.2	2,096,574	3,068,796	-31.7
A013	Plant propagation	90,161	3,903	2,210.0	9,228	75	12,204.0
A014	Animal production	23,509,260	6,888,160	241.3	25,681,145	1,961,013	1,209.6
A015	Support activities to agriculture and post-harvest crop activities	-1,157,887	4,365,001	-126.5	781,845	2774480	-71.8
A021	Silviculture and other forestry activities	67,373	18,707	260.1	4,024	4,886	-17.6
A022	Logging	s	33,058		s	-	
A024	Support services to forestry	s	2,867		s	594	
A031	Fishing	5,038,976	4,252,715	18.5	863,490	1,168,354	-26.1
A032	Aquaculture	1,939,157	1,509,664	28.4	206,492	855,921	-75.9

Table A Comparative Statistics for Agriculture, Forestry and Fishing Establishments by Industry Group: Philippines, 2018 and 2012 CPBI

(Values are in thousand pesos, except for number of establishments and employment. Details may not add-up to total due to rounding and/or statistical disclosure control.)

2009 PSIC Code	Industry Description	Change in Inventories (in Thousand PhP)			Subsidies (in Thousand PhP)		
		2018	2012	Growth Rate (%)	2018	2012	Growth Rate (%)
A	Agriculture, Forestry and Fishing	6,300,940	1,241,807	407.4	34,901,518	3,555,643	881.6
A011	Growing of non-perennial crops	2,319,330	201,043	1053.6	6,772	13,257	-48.9
A012	Growing of perennial crops	-44,050	-927,269	-95.2	1,088	46,142	-97.6
A013	Plant propagation	-794	-222	257.7	-	-	-
A014	Animal production	3,515,668	1,728,497	103.4	35	500	-93.0
A015	Support activities to agriculture and post-harvest crop activities	4,378	97,001	-95.5	34,697,364	3,495,400	892.7
A021	Silviculture and other forestry activities	-1,229	12,775	-109.6	-	-	-
A022	Logging	s	-12,515		-	-	-
A024	Support services to forestry	s	127		-	-	-
A031	Fishing	256,177	78,908	224.7	196,184		
A032	Aquaculture	251,930	63,463	297.0	75	345	-78.3

2009 PSIC Code	Industry Description	Sales from E-Commerce Transactions (in Thousand PhP)		
		2018	2012	Growth Rate (%)
A	Agriculture, Forestry and Fishing	-	-	-
A011	Growing of non-perennial crops	-	-	-
A012	Growing of perennial crops	-	-	-
A013	Plant propagation	-	-	-
A014	Animal production	-	-	-
A015	Support activities to agriculture and post-harvest crop activities	-	-	-
A021	Silviculture and other forestry activities	-	-	-
A022	Logging	-	-	-
A024	Support services to forestry	-	-	-
A031	Fishing	-	-	-
A032	Aquaculture	-	-	-

Notes: "-" - zero value

s - suppressed

Source: Philippine Statistics Authority, 2018 CPBI

Table B Selected Indicators for Agriculture, Forestry and Fishing Establishments by Industry Group:
Philippines, 2018 CPBI

2009 PSIC Code	Industry Description	Employment per Establishment	Revenue per Expense	Value Added per Employee (Labor productivity) (in PhP)
		(1)	(2)	(3)
A	Agriculture, Forestry and Fishing	48	1.07	364,337
A011	Growing of non-perennial crops	51	1.26	293,256
A012	Growing of perennial crops	175	1.12	327,221
A013	Plant propagation	27	1.13	186,283
A014	Animal production	24	1.14	624,947
A015	Support activities to agriculture and post-harvest crop activities	26	0.39	-109,235
A021	Silviculture and other forestry activities	36	1.27	273,874
A022	Logging	s	s	s
A024	Support services to forestry	s	s	s
A031	Fishing	71	1.07	322,103
A032	Aquaculture	29	1.03	370,351

Notes: s - suppressed**Source:** Philippine Statistics Authority, 2018 CPBI

Table C Selected Indicators for Agriculture, Forestry and Fishing Establishments by Region:
Philippines, 2018 CPBI

Region	Employment per Establishment	Revenue per Expense	Value Added per Employee (Labor Productivity) (in PhP)
	(1)	(2)	(3)
PHILIPPINES	48	1.07	364,337
National Capital Region	177	0.50	-87,444
Cordillera Administrative Region	8	1.27	256,924
I - Ilocos Region	19	1.11	342,254
II - Cagayan Valley	21	1.17	582,454
III - Central Luzon	23	1.18	1,064,765
IVA - CALABARZON	31	1.10	484,909
MIMAROPA	32	1.09	217,756
V - Bicol Region	15	1.15	253,917
VI - Western Visayas	54	1.08	130,331
VII - Central Visayas	34	1.08	159,435
VIII - Eastern Visayas	19	1.72	349,017
IX - Zamboanga Peninsula	71	1.09	224,196
X - Northern Mindanao	57	1.23	380,842
XI - Davao Region	110	1.18	455,639
XII - SOCCSKSARGEN	70	0.95	142,035
XIII - Caraga	26	1.31	444,494
Autonomous Region in Muslim Mindanao	23	1.12	481,026

Source: Philippine Statistics Authority, 2018 CPBI

Statistical Tables

Table 1 Summary Statistics for Agriculture, Forestry and Fishing Establishments by Region and Industry Group: Philippines, 2018

(Values are in thousand PhP, except number of establishments, employment, and workers on sub-contract agreement.
Details may not add-up to total due to rounding and/or statistical disclosure control.)

2009 PSIC Code	Region/ Industry Description	Number of Establishments	Employment as of 15 November 2018		Workers on Sub-Contract Agreement as of 15 November 2018	Total Revenue
			Total	Paid Employees		
		(1)	(2)	(3)	(4)	(5)
	Philippines	3,285	154,910	152,519	21,283	206,974,362
A011	Growing of non-perennial crops	500	25,351	24,532	1,306	16,500,592
A012	Growing of perennial crops	341	59,644	59,466	11,512	59,110,223
A013	Plant propagation	18	484	468	28	338,229
A014	Animal production	1,593	37,618	37,198	5,011	99,722,049
A015	Support activities to agriculture and post-harvest crop activities	413	10,600	9,958	728	6,479,379
A021	Silviculture and other forestry activities	7	246	246	7	96,916
A022	Logging	S	S	S	S	S
A024	Support services to forestry	S	S	S	S	S
A031	Fishing	223	15,644	15,425	1,407	16,031,276
A032	Aquaculture	183	5,236	5,149	1,285	8,632,190
	National Capital Region	57	10,077	10,074	338	11,005,835
A011	Growing of non-perennial crops	13	116	116	-	32,015
A014	Animal production	19	417	417	161	2,830,090
A015	Support activities to agriculture and post-harvest crop activities	7	3,684	3,684	31	1,277,731
A031	Fishing	10	5,577	5,575	147	6,744,460
A032	Aquaculture	8	282	282	-	121,541
	Cordillera Administrative Region	39	302	239	7	212,019
A011	Growing of non-perennial crops	7	76	76	-	24,363
A012	Growing of perennial crops	S	S	S	S	S
A014	Animal production	15	105	92	-	167,865
A015	Support activities to agriculture and post-harvest crop activities	15	69	19	-	9,350
A021	Silviculture and other forestry activities	S	S	S	S	S
	I - Ilocos Region	127	2,301	2,223	256	3,051,673
A011	Growing of non-perennial crops	18	108	108	24	223,252
A012	Growing of perennial crops	S	S	S	S	S
A014	Animal production	67	1,495	1,480	-	1,806,590
A015	Support activities to agriculture and post-harvest crop activities	14	161	161	153	343,706
A031	Fishing	S	S	S	S	S
A032	Aquaculture	14	341	341	79	659,909
	II - Cagayan Valley	68	1,411	1,405	170	2,543,269
A011	Growing of non-perennial crops	12	224	224	40	552,816
A013	Plant propagation	S	S	S	S	S
A014	Animal production	41	785	779	33	1,715,555
A015	Support activities to agriculture and post-harvest crop activities	12	136	136	2	99,635

Continued

Table 1 Summary Statistics for Agriculture, Forestry and Fishing Establishments by Region and Industry Group: Philippines, 2018

(Values are in thousand PhP, except number of establishments, employment, and workers on sub-contract agreement.
Details may not add-up to total due to rounding and/or statistical disclosure control.)

Continued

2009 PSIC Code	Region/ Industry Description	Number of Establishments	Employment as of 15 November 2018		Workers on Sub-Contract Agreement as of 15 November 2018	Total Revenue
			Total	Paid Employees		
		(1)	(2)	(3)	(4)	(5)
A032	Aquaculture	S	S	S	S	S
	III - Central Luzon	586	13,063	13,026	3,680	48,918,188
A011	Growing of non-perennial crops	39	1,008	1,055	430	5,223,867
A012	Growing of perennial crops	6	62	59	97	113,083
A014	Animal production	465	10,275	10,239	2,996	41,722,028
A015	Support activities to agriculture and post-harvest crop activities	47	1,319	1,285	138	1,152,027
A021	Silviculture and other forestry activities	S	S	S	S	S
A022	Logging	S	S	S	S	S
A031	Fishing	3	106	99	-	66,191
A032	Aquaculture	24	281	278	19	633,917
	IVA - CALABARZON	366	11,181	11,089	810	22,706,150
A011	Growing of non-perennial crops	39	1,585	1,575	84	2,554,432
A012	Growing of perennial crops	S	S	S	S	S
A013	Plant propagation	S	S	S	S	S
A014	Animal production	250	8,401	8,337	492	19,228,710
A015	Support activities to agriculture and post-harvest crop activities	35	689	680	203	612,300
A031	Fishing	13	188	188	30	47,713
A032	Aquaculture	18	191	191	-	109,270
	MIMAROPA	97	3,037	2,944	285	1,521,923
A011	Growing of non-perennial crops	5	66	66	-	60,713
A012	Growing of perennial crops	5	556	556	-	309,253
A014	Animal production	15	188	186	10	244,218
A015	Support activities to agriculture and post-harvest crop activities	22	174	127	-	53,797
A021	Silviculture and other forestry activities	S	S	S	S	S
A024	Support services to forestry	S	S	S	S	S
A031	Fishing	32	553	514	-	53,751
A032	Aquaculture	17	1,470	1,466	275	780,465
	V - Bicol	83	1,211	1,152	5	794,907
A011	Growing of non-perennial crops	15	160	141	-	117,885
A014	Animal production	48	857	830	5	644,622
A015	Support activities to agriculture and post-harvest crop activities	11	116	116	-	13,489
A024	Support services to forestry	S	S	S	S	S
A031	Fishing	6	47	45	-	1,701
A032	Aquaculture	S	S	S	S	S
	VI - Western Visayas	360	19,118	18,914	1,085	9,181,456
A011	Growing of non-perennial crops	192	14,425	14,322	454	3,088,845
A012	Growing of perennial crops	12	204	201	-	145,490

Table 1 Summary Statistics for Agriculture, Forestry and Fishing Establishments by Region and Industry Group: Philippines, 2018

(Values are in thousand PhP, except number of establishments, employment, and workers on sub-contract agreement.
Details may not add-up to total due to rounding and/or statistical disclosure control.)

Continued

2009 PSIC Code	Region/ Industry Description	Number of Establishments	Employment as of 15 November 2018		Workers on Sub-Contract Agreement as of 15 November 2018	Total Revenue
			Total	Paid Employees		
		(1)	(2)	(3)	(4)	(5)
A013	Plant propagation	S	S	S	S	S
A014	Animal production	97	2,098	2,098	422	4,078,922
A015	Support activities to agriculture and post-harvest crop activities	23	248	152	9	98,727
A024	Support services to forestry	S	S	S	S	S
A031	Fishing	22	1,754	1,754	112	844,113
A032	Aquaculture	11	335	335	88	890,428
	VII - Central Visayas	242	8,128	7,517	299	5,686,432
A011	Growing of non-perennial crops	71	4,766	4,316	22	729,446
A012	Growing of perennial crops	S	S	S	S	S
A013	Plant propagation	S	S	S	S	S
A014	Animal production	108	1,979	1,939	187	3,444,999
A015	Support activities to agriculture and post-harvest crop activities	13	258	226	13	243,295
A031	Fishing	18	333	329	1	101,710
A032	Aquaculture	25	662	615	76	1,115,399
	VIII - Eastern Visayas	126	2,293	1,888	6	1,411,608
A011	Growing of non-perennial crops	17	923	797	-	326,876
A012	Growing of perennial crops	6	224	150	-	33,943
A014	Animal production	78	824	696	-	933,668
A015	Support activities to agriculture and post-harvest crop activities	11	208	140	-	79,601
A021	Silviculture and other forestry activities	S	S	S	S	S
A031	Fishing	S	S	S	S	S
A032	Aquaculture	8	48	42	-	31,762
	IX - Zamboanga Peninsula	95	6,693	6,686	74	4,279,333
A012	Growing of perennial crops	13	2,642	2,642	50	411,329
A013	Plant propagation	S	S	S	S	S
A014	Animal production	41	654	653	11	1,154,491
A031	Fishing	38	3,326	3,320	13	2,605,440
A032	Aquaculture	S	S	S	S	S
	X - Northern Mindanao	336	19,105	18,948	4,706	20,525,007
A011	Growing of non-perennial crops	17	793	793	203	698,218
A012	Growing of perennial crops	31	11,297	11,294	4,078	10,049,542
A013	Plant propagation	S	S	S	S	S
A014	Animal production	173	4,268	4,224	133	7,719,741
A015	Support activities to agriculture and post-harvest crop activities	95	2,366	2,333	130	1,610,226
A021	Silviculture and other forestry activities	S	S	S	S	S
A031	Fishing	4	76	6	-	2,685
A032	Aquaculture	13	129	122	163	314,745

Table 1 Summary Statistics for Agriculture, Forestry and Fishing Establishments by Region and Industry Group: Philippines, 2018

(Values are in thousand PhP, except number of establishments, employment, and workers on sub-contract agreement.
Details may not add-up to total due to rounding and/or statistical disclosure control.)

Continued

2009 PSIC Code	Region/ Industry Description	Number of Establishments	Employment as of 15 November 2018		Workers on Sub-Contract Agreement as of 15 November 2018	Total Revenue
			Total	Paid Employees		
		(1)	(2)	(3)	(4)	(5)
XI - Davao						
		370	40,641	40,540	4,855	49,329,339
A011	Growing of non-perennial crops	8	388	386	9	1,374,778
A012	Growing of perennial crops	179	36,455	36,403	4,364	39,182,158
A013	Plant propagation	S	S	S	S	S
A014	Animal production	114	2,958	2,936	450	7,486,569
A015	Support activities to agriculture and post-harvest crop activities	44	395	395	31	568,912
A024	Support services to forestry	S	S	S	S	S
A031	Fishing	11	121	103	-	99,539
A032	Aquaculture	11	284	276	-	606,381
XII - SOCCSKSARGEN						
		185	12,850	12,504	4,590	22,351,435
A011	Growing of non-perennial crops	8	364	224	20	1,479,953
A012	Growing of perennial crops	37	6,083	6,083	2,871	5,986,388
A013	Plant propagation	4	109	107	14	124,682
A014	Animal production	52	1,945	1,923	99	6,155,640
A015	Support activities to agriculture and post-harvest crop activities	42	575	396	18	263,715
A031	Fishing	30	2,998	2,995	1,076	5,329,062
A032	Aquaculture	11	776	776	491	3,011,994
XIII - Caraga						
		58	1,502	1,393	58	1,548,031
A011	Growing of non-perennial crops	4	30	30	-	2,552
A012	Growing of perennial crops	20	709	703	32	978,627
A013	Plant propagation	3	100	100	14	35,723
A014	Animal production	8	336	336	12	388,106
A015	Support activities to agriculture and post-harvest crop activities	15	145	51	-	29,423
A021	Silviculture and other forestry activities	S	S	S	S	S
A022	Logging	S	S	S	S	S
A032	Aquaculture	5	25	15	-	48,021
Autonomous Region in Muslim Mindanao						
		88	1,994	1,978	60	1,907,759
A011	Growing of non-perennial crops	36	320	303	20	10,580
A012	Growing of perennial crops	14	1,122	1,122	18	1,691,142
A014	Animal production	S	S	S	S	S
A015	Support activities to agriculture and post-harvest crop activities	S	S	S	S	S
A031	Fishing	19	330	330	22	113,605
A032	Aquaculture	11	132	132	-	68,750

Table 1 Summary Statistics for Agriculture, Forestry and Fishing Establishments by Region and Industry Group: Philippines, 2018

(Values are in thousand PhP, except number of establishments, employment, and workers on sub-contract agreement.
Details may not add-up to total due to rounding and/or statistical disclosure control.)

Continued

2009 PSIC Code	Region/ Industry Description	Expense			Value of Output
		Total	Compensation	Other Expense	
		(6)	(7)	(8)	
	Philippines	194,263,749	26,979,354	167,284,395	192,513,790
A011	Growing of non-perennial crops	13,128,269	2,799,393	10,328,876	16,920,872
A012	Growing of perennial crops	52,681,780	11,160,162	41,521,618	54,205,601
A013	Plant propagation	299,304	40,643	258,661	337,891
A014	Animal production	87,798,640	6,261,174	81,537,466	92,898,424
A015	Support activities to agriculture and post-harvest crop activities	16,781,326	3,105,505	13,675,821	5,846,177
A021	Silviculture and other forestry activities	76,031	34,747	41,284	89,794
A022	Logging	S	S	S	S
A024	Support services to forestry	S	S	S	S
A031	Fishing	15,033,098	2,617,405	12,415,693	13,895,170
A032	Aquaculture	8,404,372	948,207	7,456,165	8,276,219
	National Capital Region	21,819,337	3,931,991	17,887,346	7,700,688
A011	Growing of non-perennial crops	46,456	17,363	29,093	32,015
A014	Animal production	2,730,366	103,662	2,626,704	1,027,280
A015	Support activities to agriculture and post-harvest crop activities	12,420,576	2,399,692	10,020,884	967,674
A031	Fishing	6,485,589	1,356,484	5,129,105	5,559,652
A032	Aquaculture	136,350	54,790	81,560	114,068
	Cordillera Administrative Region	167,565	17,483	150,082	211,011
A011	Growing of non-perennial crops	17,117	7,051	10,066	23,774
A012	Growing of perennial crops	S	S	S	S
A014	Animal production	137,746	5,196	132,550	168,430
A015	Support activities to agriculture and post-harvest crop activities	5,577	845	4,732	9,350
A021	Silviculture and other forestry activities	S	S	S	S
	I - Ilocos Region	2,748,736	269,069	2,479,667	3,048,895
A011	Growing of non-perennial crops	176,243	33,842	142,401	237,093
A012	Growing of perennial crops	S	S	S	S
A014	Animal production	1,643,776	173,788	1,469,988	1,806,062
A015	Support activities to agriculture and post-harvest crop activities	290,181	26,205	263,976	341,970
A031	Fishing	S	S	S	S
A032	Aquaculture	625,159	28,773	596,386	645,673
	II - Cagayan Valley	2,166,424	256,735	1,909,689	1,921,997
A011	Growing of non-perennial crops	478,500	97,173	381,327	330,789
A013	Plant propagation	S	S	S	S
A014	Animal production	1,453,890	120,901	1,332,989	1,370,381
A015	Support activities to agriculture and post-harvest crop activities	81,618	18,788	62,830	74,573
A032	Aquaculture	S	S	S	S

Table 1 Summary Statistics for Agriculture, Forestry and Fishing Establishments by Region and Industry Group: Philippines, 2018

(Values are in thousand PhP, except number of establishments, employment, and workers on sub-contract agreement.
Details may not add-up to total due to rounding and/or statistical disclosure control.)

Continued

2009 PSIC Code	Region/ Industry Description	Expense			Value of Output
		Total	Compensation	Other Expense	
		(6)	(7)	(8)	
	III - Central Luzon	41,397,716	2,785,101	38,612,615	49,360,068
A011	Growing of non-perennial crops	3,945,172	596,911	3,348,261	5,511,390
A012	Growing of perennial crops	97,800	5,227	92,573	115,251
A014	Animal production	35,663,812	1,986,103	33,677,709	41,918,465
A015	Support activities to agriculture and post-harvest crop activities	1,008,510	148,409	860,101	1,091,094
A021	Silviculture and other forestry activities	S	S	S	S
A022	Logging	S	S	S	S
A031	Fishing	57,796	6,050	51,746	60,125
A032	Aquaculture	615,615	40,863	574,752	659,858
	IVA - CALABARZON	20,597,419	2,142,125	18,455,294	18,933,881
A011	Growing of non-perennial crops	1,750,318	354,914	1,395,404	2,945,566
A012	Growing of perennial crops	S	S	S	S
A013	Plant propagation	S	S	S	S
A014	Animal production	18,017,762	1,634,659	16,383,103	15,087,372
A015	Support activities to agriculture and post-harvest crop activities	539,830	97,379	442,451	610,479
A031	Fishing	47,452	22,884	24,568	27,424
A032	Aquaculture	93,507	25,583	67,924	113,420
	MIMAROPA	1,396,121	438,858	957,263	1,377,221
A011	Growing of non-perennial crops	34,053	3,033	31,020	60,174
A012	Growing of perennial crops	323,280	102,562	220,718	183,674
A014	Animal production	192,673	15,465	177,208	259,645
A015	Support activities to agriculture and post-harvest crop activities	46,863	9,946	36,917	47,044
A021	Silviculture and other forestry activities	S	S	S	S
A024	Support services to forestry	S	S	S	S
A031	Fishing	48,584	15,263	33,321	52,197
A032	Aquaculture	728,633	290,309	438,324	774,487
	V - Bicol Region	689,177	78,520	610,657	888,355
A011	Growing of non-perennial crops	118,449	11,576	106,873	110,150
A014	Animal production	490,123	61,090	429,033	747,207
A015	Support activities to agriculture and post-harvest crop activities	60,898	4,146	56,752	12,395
A024	Support services to forestry	S	S	S	S
A031	Fishing	1,211	544	667	1,513
A032	Aquaculture	S	S	S	S
	VI - Western Visayas	8,507,567	1,439,527	7,068,040	8,832,330
A011	Growing of non-perennial crops	2,837,557	933,866	1,903,691	2,887,240
A012	Growing of perennial crops	101,326	22,099	79,227	138,207
A013	Plant propagation	S	S	S	S
A014	Animal production	3,818,626	202,291	3,616,335	3,952,455

Table 1 Summary Statistics for Agriculture, Forestry and Fishing Establishments by Region and Industry Group: Philippines, 2018

(Values are in thousand PhP, except number of establishments, employment, and workers on sub-contract agreement.
Details may not add-up to total due to rounding and/or statistical disclosure control.)

Continued

2009 PSIC Code	Region/ Industry Description	Expense			Value of Output
		Total	Compensation	Other Expense	
		(6)	(7)	(8)	(9)
A015	Support activities to agriculture and post-harvest crop activities	80,566	12,210	68,356	90,775
A024	Support services to forestry	S	S	S	S
A031	Fishing	795,372	202,070	593,302	833,003
A032	Aquaculture	846,746	57,314	789,432	893,362
	VII - Central Visayas	5,272,415	703,359	4,569,056	5,091,788
A011	Growing of non-perennial crops	641,061	278,520	362,541	691,599
A012	Growing of perennial crops	S	S	S	S
A013	Plant propagation	S	S	S	S
A014	Animal production	3,166,494	292,772	2,873,722	3,464,995
A015	Support activities to agriculture and post-harvest crop activities	246,361	34,928	211,433	105,783
A031	Fishing	89,756	13,216	76,540	101,116
A032	Aquaculture	1,079,270	67,913	1,011,357	700,964
	VIII - Eastern Visayas	821,115	152,195	668,920	1,384,724
A011	Growing of non-perennial crops	231,060	39,308	191,752	318,913
A012	Growing of perennial crops	32,581	16,572	16,009	33,863
A014	Animal production	478,276	78,372	399,904	920,735
A015	Support activities to agriculture and post-harvest crop activities	43,543	11,424	32,119	75,101
A021	Silviculture and other forestry activities	S	S	S	S
A031	Fishing	S	S	S	S
A032	Aquaculture	31,104	3,468	27,636	30,468
	IX - Zamboanga Peninsula	3,931,650	574,698	3,356,952	4,189,086
A012	Growing of perennial crops	331,381	190,537	140,844	402,028
A013	Plant propagation	S	S	S	S
A014	Animal production	1,059,237	102,941	956,296	1,100,607
A031	Fishing	2,438,209	276,769	2,161,440	2,582,923
A032	Aquaculture	S	S	S	S
	X - Northern Mindanao	16,648,740	2,832,360	13,816,380	18,883,969
A011	Growing of non-perennial crops	733,753	122,019	611,734	670,614
A012	Growing of perennial crops	8,733,296	2,085,992	6,647,304	8,868,167
A013	Plant propagation	S	S	S	S
A014	Animal production	5,614,209	352,731	5,261,478	7,284,579
A015	Support activities to agriculture and post-harvest crop activities	1,217,025	230,530	986,495	1,569,411
A021	Silviculture and other forestry activities	S	S	S	S
A031	Fishing	2,291	725	1,566	2,685
A032	Aquaculture	231,331	14,992	216,339	365,602
	XI - Davao Region	41,698,317	8,240,870	33,457,447	47,504,623
A011	Growing of non-perennial crops	878,405	172,367	706,038	1,696,067

Table 1 Summary Statistics for Agriculture, Forestry and Fishing Establishments by Region and Industry Group: Philippines, 2018

(Values are in thousand PhP, except number of establishments, employment, and workers on sub-contract agreement.
Details may not add-up to total due to rounding and/or statistical disclosure control.)

Continued

2009 PSIC Code	Region/ Industry Description	Expense			Value of Output
		Total	Compensation	Other Expense	
		(6)	(7)	(8)	(9)
A012	Growing of perennial crops	32,918,209	7,321,719	25,596,490	36,681,176
A013	Plant propagation	S	S	S	S
A014	Animal production	6,694,763	609,168	6,085,595	7,855,585
A015	Support activities to agriculture and post-harvest crop activities	466,767	54,440	412,327	557,972
A024	Support services to forestry	S	S	S	S
A031	Fishing	92,950	13,048	79,902	96,035
A032	Aquaculture	636,455	66,783	569,672	606,042
	XII - SOCCSKSARGEN	23,521,595	2,305,057	21,216,538	19,893,491
A011	Growing of non-perennial crops	1,229,863	125,476	1,104,387	1,390,552
A012	Growing of perennial crops	7,585,854	670,810	6,915,044	5,088,093
A013	Plant propagation	118,747	7,684	111,063	124,525
A014	Animal production	6,473,201	489,957	5,983,244	5,527,304
A015	Support activities to agriculture and post-harvest crop activities	250,297	53,328	196,969	270,434
A031	Fishing	4,841,117	687,881	4,153,236	4,442,965
A032	Aquaculture	3,022,516	269,920	2,752,596	3,049,618
	XIII - Caraga	1,180,798	243,500	937,298	1,458,250
A011	Growing of non-perennial crops	1,895	1,010	885	4,559
A012	Growing of perennial crops	870,328	182,185	688,143	875,564
A013	Plant propagation	34,134	7,210	26,924	35,566
A014	Animal production	163,470	31,887	131,583	407,089
A015	Support activities to agriculture and post-harvest crop activities	17,916	615	17,301	21,854
A021	Silviculture and other forestry activities	S	S	S	S
A022	Logging	S	S	S	S
A032	Aquaculture	42,109	315	41,794	47,996
	Autonomous Region in Muslim Mindanao	1,699,057	567,908	1,131,149	1,833,415
A011	Growing of non-perennial crops	8,366	4,963	3,403	10,378
A012	Growing of perennial crops	1,487,619	536,180	951,439	1,639,455
A014	Animal production	S	S	S	S
A015	Support activities to agriculture and post-harvest crop activities	S	S	S	S
A031	Fishing	116,930	13,759	103,171	114,339
A032	Aquaculture	81,131	10,193	70,938	68,739

Table 1 Summary Statistics for Agriculture, Forestry and Fishing Establishments by Region and Industry Group: Philippines, 2018

(Values are in thousand PhP, except number of establishments, employment, and workers on sub-contract agreement.
Details may not add-up to total due to rounding and/or statistical disclosure control.)

Continued

2009 PSIC Code	Region/ Industry Description	Intermediate Expense	Value Added	Gross Addition to Tangible Fixed Assets
		(10)	(11)	(12)
	Philippines	114,585,440	56,439,380	30,498,071
A011	Growing of non-perennial crops	7,353,068	7,434,328	854,750
A012	Growing of perennial crops	23,798,055	19,516,773	2,096,574
A013	Plant propagation	219,606	90,161	9,228
A014	Animal production	64,372,094	23,509,258	25,681,145
A015	Support activities to agriculture and post-harvest crop activities	3,864,822	-1,157,887	781,845
A021	Silviculture and other forestry activities	17,516	67,373	4,024
A022	Logging	S	S	S
A024	Support services to forestry	S	S	S
A031	Fishing	9,239,278	5,038,976	863,490
A032	Aquaculture	5,710,633	1,939,157	206,492
	National Capital Region	6,019,711	-881,171	1,489,814
A011	Growing of non-perennial crops	5,842	10,437	-
A014	Animal production	579,503	357,252	1,260,763
A015	Support activities to agriculture and post-harvest crop activities	1,380,205	-3,122,121	40,258
A031	Fishing	4,026,703	1,792,034	188,684
A032	Aquaculture	27,458	81,228	109
	Cordillera Administrative Region	127,235	77,591	14,870
A011	Growing of non-perennial crops	6,060	14,559	-
A012	Growing of perennial crops	S	S	S
A014	Animal production	118,983	48,032	10,945
A015	Support activities to agriculture and post-harvest crop activities	1,846	6,097	-
A021	Silviculture and other forestry activities	S	S	S
	I - Ilocos Region	2,134,974	787,527	151,678
A011	Growing of non-perennial crops	105,832	100,378	20,145
A012	Growing of perennial crops	S	S	S
A014	Animal production	1,288,579	466,502	120,001
A015	Support activities to agriculture and post-harvest crop activities	203,189	114,408	-
A031	Fishing	S	S	S
A032	Aquaculture	532,016	94,610	7,942
	II - Cagayan Valley	971,438	821,843	419,811
A011	Growing of non-perennial crops	51,666	265,575	978
A013	Plant propagation	S	S	S
A014	Animal production	787,269	472,861	418,833
A015	Support activities to agriculture and post-harvest crop activities	33,524	38,471	-
A032	Aquaculture	S	S	S

Table 1 Summary Statistics for Agriculture, Forestry and Fishing Establishments by Region and Industry Group: Philippines, 2018

(Values are in thousand PhP, except number of establishments, employment, and workers on sub-contract agreement.
Details may not add-up to total due to rounding and/or statistical disclosure control.)

Continued

2009 PSIC Code	Region/ Industry Description	Intermediate Expense	Value Added	Gross Addition to Tangible Fixed Assets
		(10)	(11)	(12)
	III - Central Luzon	31,872,692	13,909,028	4,541,701
A011	Growing of non-perennial crops	2,360,601	2,259,336	96,570
A012	Growing of perennial crops	58,308	32,228	6,896
A014	Animal production	28,316,932	11,098,748	4,239,017
A015	Support activities to agriculture and post-harvest crop activities	612,492	394,562	172,159
A021	Silviculture and other forestry activities	S	S	S
A022	Logging	S	S	S
A031	Fishing	45,058	14,896	-
A032	Aquaculture	478,816	109,122	26,961
	IVA - CALABARZON	12,372,714	5,421,772	1,379,139
A011	Growing of non-perennial crops	1,185,980	1,491,391	140,052
A012	Growing of perennial crops	S	S	S
A013	Plant propagation	S	S	S
A014	Animal production	10,640,040	3,631,233	1,228,206
A015	Support activities to agriculture and post-harvest crop activities	337,676	232,315	3,359
A031	Fishing	12,715	15,809	1,588
A032	Aquaculture	56,062	50,893	1,455
	MIMAROPA	485,843	661,326	86,111
A011	Growing of non-perennial crops	21,387	33,408	7,713
A012	Growing of perennial crops	162,048	-12,227	34,619
A014	Animal production	117,259	104,530	6,329
A015	Support activities to agriculture and post-harvest crop activities	12,129	31,729	487
A021	Silviculture and other forestry activities	S	S	S
A024	Support services to forestry	S	S	S
A031	Fishing	26,182	23,848	3,380
A032	Aquaculture	146,354	499,638	33,141
	V - Bicol Region	531,629	307,493	426,165
A011	Growing of non-perennial crops	88,725	15,430	1,125
A014	Animal production	381,050	326,345	425,040
A015	Support activities to agriculture and post-harvest crop activities	47,207	-36,948	-
A024	Support services to forestry	S	S	S
A031	Fishing	242	1,290	-
A032	Aquaculture	S	S	S
	VI - Western Visayas	5,961,431	2,491,671	294,745
A011	Growing of non-perennial crops	1,415,948	1,264,455	109,226
A012	Growing of perennial crops	35,858	89,080	1,083
A013	Plant propagation	S	S	S
A014	Animal production	3,335,131	526,192	84,760

Table 1 Summary Statistics for Agriculture, Forestry and Fishing Establishments by Region and Industry Group: Philippines, 2018

(Values are in thousand PhP, except number of establishments, employment, and workers on sub-contract agreement.
Details may not add-up to total due to rounding and/or statistical disclosure control.)

Continued

2009 PSIC Code	Region/ Industry Description	Intermediate Expense	Value Added	Gross Addition to Tangible Fixed Assets
		(10)	(11)	(12)
A015	Support activities to agriculture and post-harvest crop activities	44,623	44,689	3,660
A024	Support services to forestry	S	S	S
A031	Fishing	475,041	328,922	87,604
A032	Aquaculture	649,644	214,792	-887
	VII - Central Visayas	3,561,347	1,295,888	923,837
A011	Growing of non-perennial crops	283,502	377,381	338,468
A012	Growing of perennial crops	S	S	S
A013	Plant propagation	S	S	S
A014	Animal production	2,539,610	791,268	236,650
A015	Support activities to agriculture and post-harvest crop activities	142,342	-54,831	242,422
A031	Fishing	65,112	32,990	34,650
A032	Aquaculture	502,961	147,723	26,334
	VIII - Eastern Visayas	525,753	800,295	31,051
A011	Growing of non-perennial crops	154,497	144,500	607
A012	Growing of perennial crops	11,927	19,994	-
A014	Animal production	316,042	567,066	27,742
A015	Support activities to agriculture and post-harvest crop activities	19,893	55,684	2,536
A021	Silviculture and other forestry activities	S	S	S
A031	Fishing	S	S	S
A032	Aquaculture	22,246	8,688	-
	IX - Zamboanga Peninsula	2,581,198	1,500,541	167,255
A012	Growing of perennial crops	96,662	269,186	8,861
A013	Plant propagation	S	S	S
A014	Animal production	823,574	232,749	62,346
A031	Fishing	1,572,720	985,488	96,048
A032	Aquaculture	S	S	S
	X - Northern Mindanao	8,590,623	7,275,991	806,749
A011	Growing of non-perennial crops	495,935	123,220	23,853
A012	Growing of perennial crops	2,616,066	3,602,697	301,426
A013	Plant propagation	S	S	S
A014	Animal production	4,547,737	2,572,443	86,001
A015	Support activities to agriculture and post-harvest crop activities	644,486	801,232	291,627
A021	Silviculture and other forestry activities	S	S	S
A031	Fishing	1,190	1,366	18,258
A032	Aquaculture	204,936	142,609	85,585
	XI - Davao Region	22,796,323	18,517,640	14,080,740
A011	Growing of non-perennial crops	632,947	923,219	97,694

Table 1 Summary Statistics for Agriculture, Forestry and Fishing Establishments by Region and Industry Group: Philippines, 2018

(Values are in thousand PhP, except number of establishments, employment, and workers on sub-contract agreement.
Details may not add-up to total due to rounding and/or statistical disclosure control.)

Continued

2009 PSIC Code	Region/ Industry Description	Intermediate Expense	Value Added	Gross Addition to Tangible Fixed Assets
		(10)	(11)	(12)
A012	Growing of perennial crops	15,515,736	15,506,539	1,128,800
A013	Plant propagation	S	S	S
A014	Animal production	5,837,988	1,767,330	12,849,563
A015	Support activities to agriculture and post-harvest crop activities	241,560	216,737	4,292
A024	Support services to forestry	S	S	S
A031	Fishing	65,474	28,721	-
A032	Aquaculture	496,471	70,206	380
	XII - SOCCSKSARGEN	14,739,140	1,825,148	5,198,340
A011	Growing of non-perennial crops	540,454	400,040	-587
A012	Growing of perennial crops	4,185,899	-1,221,233	134,583
A013	Plant propagation	89,858	17,654	-
A014	Animal production	4,618,349	277,351	4,616,281
A015	Support activities to agriculture and post-harvest crop activities	136,639	92,277	13,431
A031	Fishing	2,844,722	1,783,840	415,626
A032	Aquaculture	2,323,220	475,219	19,005
	XIII - Caraga	693,547	667,630	33,270
A011	Growing of non-perennial crops	515	3,985	17,083
A012	Growing of perennial crops	489,741	310,173	4,929
A013	Plant propagation	20,740	12,677	-
A014	Animal production	124,023	269,145	8,492
A015	Support activities to agriculture and post-harvest crop activities	5,891	14,129	2,766
A021	Silviculture and other forestry activities	S	S	S
A022	Logging	S	S	S
A032	Aquaculture	41,208	6,627	-
	Autonomous Region in Muslim Mindanao	619,841	959,166	452,794
A011	Growing of non-perennial crops	3,175	7,012	1,824
A012	Growing of perennial crops	459,443	914,141	425,584
A014	Animal production	S	S	S
A015	Support activities to agriculture and post-harvest crop activities	S	S	S
A031	Fishing	98,493	15,348	13,897
A032	Aquaculture	57,586	8,769	6,465

Table 1 Summary Statistics for Agriculture, Forestry and Fishing Establishments by Region and Industry Group: Philippines, 2018

(Values are in thousand PhP, except number of establishments, employment, and workers on sub-contract agreement.
Details may not add-up to total due to rounding and/or statistical disclosure control.)

Continued

2009 PSIC Code	Region/ Industry Description	Change in Inventories	Subsidies	Sales from E-Commerce Transactions
		(13)	(14)	(15)
	Philippines	6,300,940	34,901,518	-
A011	Growing of non-perennial crops	2,319,330	6,772	-
A012	Growing of perennial crops	-44,050	1,088	-
A013	Plant propagation	-794	-	-
A014	Animal production	3,515,668	-	-
A015	Support activities to agriculture and post-harvest crop activities	4,378	-	-
A021	Silviculture and other forestry activities	-1,229	-	-
A022	Logging	S	-	-
A024	Support services to forestry	S	-	-
A031	Fishing	256,177	-	-
A032	Aquaculture	251,930	-	-
	National Capital Region	4,999	-	-
A011	Growing of non-perennial crops	1,229	-	-
A014	Animal production	4,880	-	-
A015	Support activities to agriculture and post-harvest crop activities	5,679	-	-
A031	Fishing	-219	-	-
A032	Aquaculture	-6,571	-	-
	Cordillera Administrative Region	-1,151	-	-
A011	Growing of non-perennial crops	-1,593	-	-
A012	Growing of perennial crops	S	-	-
A014	Animal production	672	-	-
A015	Support activities to agriculture and post-harvest crop activities	-159	-	-
A021	Silviculture and other forestry activities	S	-	-
	I - Ilocos Region	65,418	-	-
A011	Growing of non-perennial crops	19,182	-	-
A012	Growing of perennial crops	S	-	-
A014	Animal production	51,996	-	-
A015	Support activities to agriculture and post-harvest crop activities	388	-	-
A031	Fishing	S	-	-
A032	Aquaculture	-6,074	-	-
	II - Cagayan Valley	-253,262	-	-
A011	Growing of non-perennial crops	8,171	-	-
A013	Plant propagation	S	-	-
A014	Animal production	-329,417	-	-
A015	Support activities to agriculture and post-harvest crop activities	-15	-	-
A032	Aquaculture	S	-	-

Table 1 Summary Statistics for Agriculture, Forestry and Fishing Establishments by Region and Industry Group: Philippines, 2018

(Values are in thousand PhP, except number of establishments, employment, and workers on sub-contract agreement.
Details may not add-up to total due to rounding and/or statistical disclosure control.)

Continued

2009 PSIC Code	Region/ Industry Description	Change in Inventories	Subsidies	Sales from E-Commerce Transactions
		(13)	(14)	(15)
	III - Central Luzon	1,522,099	-	-
A011	Growing of non-perennial crops	693,618	-	-
A012	Growing of perennial crops	3,131	-	-
A014	Animal production	819,323	-	-
A015	Support activities to agriculture and post-harvest crop activities	10,615	-	-
A021	Silviculture and other forestry activities	S	-	-
A022	Logging	S	-	-
A031	Fishing	-13,066	-	-
A032	Aquaculture	10,452	-	-
	IVA - CALABARZON	1,379,246	-	-
A011	Growing of non-perennial crops	847,177	-	-
A012	Growing of perennial crops	S	-	-
A013	Plant propagation	S	-	-
A014	Animal production	532,204	-	-
A015	Support activities to agriculture and post-harvest crop activities	834	-	-
A031	Fishing	146	-	-
A032	Aquaculture	-1,207	-	-
	MIMAROPA	52,724	-	-
A011	Growing of non-perennial crops	-2,014	-	-
A012	Growing of perennial crops	12,527	-	-
A014	Animal production	45,554	-	-
A015	Support activities to agriculture and post-harvest crop activities	3,940	-	-
A021	Silviculture and other forestry activities	S	-	-
A024	Support services to forestry	S	-	-
A031	Fishing	-286	-	-
A032	Aquaculture	-6,997	-	-
	V - Bicol Region	28,314	-	-
A011	Growing of non-perennial crops	-267	-	-
A014	Animal production	29,609	-	-
A015	Support activities to agriculture and post-harvest crop activities	-283	-	-
A024	Support services to forestry	S	-	-
A031	Fishing	-13	-	-
A032	Aquaculture	S	-	-
	VI - Western Visayas	205,899	-	-
A011	Growing of non-perennial crops	62,753	-	-
A012	Growing of perennial crops	41,322	-	-
A013	Plant propagation	S	-	-
A014	Animal production	76,770	-	-

Table 1 Summary Statistics for Agriculture, Forestry and Fishing Establishments by Region and Industry Group: Philippines, 2018

(Values are in thousand PhP, except number of establishments, employment, and workers on sub-contract agreement.
Details may not add-up to total due to rounding and/or statistical disclosure control.)

Continued

2009 PSIC Code	Region/ Industry Description	Change in Inventories	Subsidies	Sales from E-Commerce Transactions
		(13)	(14)	(15)
A015	Support activities to agriculture and post-harvest crop activities	-944	-	-
A024	Support services to forestry	S	-	-
A031	Fishing	6,925	-	-
A032	Aquaculture	19,327	-	-
	VII - Central Visayas	110,609	-	-
A011	Growing of non-perennial crops	-14,304	-	-
A012	Growing of perennial crops	S	-	-
A013	Plant propagation	S	-	-
A014	Animal production	98,999	-	-
A015	Support activities to agriculture and post-harvest crop activities	145	-	-
A031	Fishing	-788	-	-
A032	Aquaculture	24,692	-	-
	VIII - Eastern Visayas	-16,032	-	-
A011	Growing of non-perennial crops	2,534	-	-
A012	Growing of perennial crops	-74	-	-
A014	Animal production	-8,607	-	-
A015	Support activities to agriculture and post-harvest crop activities	-380	-	-
A021	Silviculture and other forestry activities	S	-	-
A031	Fishing	S	-	-
A032	Aquaculture	-9,514	-	-
	IX - Zamboanga Peninsula	268,661	-	-
A012	Growing of perennial crops	12,543	-	-
A013	Plant propagation	S	-	-
A014	Animal production	-1,861	-	-
A031	Fishing	244,402	-	-
A032	Aquaculture	S	-	-
	X - Northern Mindanao	635,191	-	-
A011	Growing of non-perennial crops	44,875	-	-
A012	Growing of perennial crops	878	-	-
A013	Plant propagation	S	-	-
A014	Animal production	575,961	-	-
A015	Support activities to agriculture and post-harvest crop activities	-32,454	-	-
A021	Silviculture and other forestry activities	S	-	-
A031	Fishing	-619	-	-
A032	Aquaculture	44,438	-	-
	XI - Davao Region	1,524,500	-	-
A011	Growing of non-perennial crops	699,753	-	-

Table 1 Summary Statistics for Agriculture, Forestry and Fishing Establishments by Region and Industry Group: Philippines, 2018

(Values are in thousand PhP, except number of establishments, employment, and workers on sub-contract agreement.
Details may not add-up to total due to rounding and/or statistical disclosure control.)

Concluded

2009 PSIC Code	Region/ Industry Description	Change in Inventories	Subsidies	Sales from E-Commerce Transactions
		(13)	(14)	(15)
A012	Growing of perennial crops	-191,416	-	-
A013	Plant propagation	S	-	-
A014	Animal production	1,009,199	-	-
A015	Support activities to agriculture and post-harvest crop activities	734	-	-
A024	Support services to forestry	S	-	-
A031	Fishing	-1,249	-	-
A032	Aquaculture	7,801	-	-
	XII - SOCCSKSARGEN	701,075	-	-
A011	Growing of non-perennial crops	-40,742	-	-
A012	Growing of perennial crops	23,236	-	-
A013	Plant propagation	505	-	-
A014	Animal production	594,689	-	-
A015	Support activities to agriculture and post-harvest crop activities	20,399	-	-
A031	Fishing	4,434	-	-
A032	Aquaculture	98,554	-	-
	XIII - Caraga	9,507	-	-
A011	Growing of non-perennial crops	41	-	-
A012	Growing of perennial crops	770	-	-
A013	Plant propagation	369	-	-
A014	Animal production	15,703	-	-
A015	Support activities to agriculture and post-harvest crop activities	-3,875	-	-
A021	Silviculture and other forestry activities	S	-	-
A022	Logging	S	-	-
A032	Aquaculture	-2,888	-	-
	Autonomous Region in Muslim Mindanao	63,143	-	-
A011	Growing of non-perennial crops	-1,082	-	-
A012	Growing of perennial crops	51,192	-	-
A014	Animal production	S	-	-
A015	Support activities to agriculture and post-harvest crop activities	S	-	-
A031	Fishing	16,534	-	-
A032	Aquaculture	-3,250	-	-

Notes: "-" - zero value

S - suppressed

Source: Philippine Statistics Authority, 2018 Census of Philippine Business and Industry

Table 2 Number of Establishments and Employment by Type and Sex for Agriculture, Forestry and Fishing Establishments by Region and Industry Group: Philippines, 2018

(Details may not add up to total due to rounding and/or statistical disclosure control)

2009 PSIC Code	Region / Industry Description	Number of Establish- ments	Employment as of 15 November 2018					
			Total		Paid		Unpaid	
			Male	Female	Male	Female	Male	Female
		(1)	(2)	(3)	(4)	(5)	(6)	(7)
	Philippines	3,285	123,454	31,456	121,899	30,620	1,556	836
A011	Growing of non-perennial crops	500	18,933	6,418	18,433	6,098	500	320
A012	Growing of perennial crops	341	47,044	12,600	46,927	12,539	117	61
A013	Plant propagation	18	289	195	278	190	11	5
A014	Animal production	1,593	30,647	6,971	30,427	6,772	220	199
A015	Support activities to agriculture and post-harvest crop activities	413	7,668	2,931	7,230	2,728	438	203
A021	Silviculture and other forestry activities	7	223	23	223	23	-	-
A022	Logging	S	S	S	S	S	S	S
A024	Support services to forestry	S	S	S	S	S	S	S
A031	Fishing	223	14,343	1,302	14,147	1,278	196	23
A032	Aquaculture	183	4,252	984	4,188	962	65	22
	National Capital Region	57	7,869	2,207	7,868	2,206	1	1
A011	Growing of non-perennial crops	13	67	49	67	49	-	-
A014	Animal production	19	338	78	338	78	-	-
A015	Support activities to agriculture and post-harvest crop activities	7	2,062	1,622	2,062	1,622	-	-
A031	Fishing	10	5,151	427	5,150	425	1	1
A032	Aquaculture	8	251	31	251	31	-	-
	Cordillera Administrative Region	39	219	83	162	77	58	5
A011	Growing of non-perennial crops	7	51	24	51	24	-	-
A012	Growing of perennial crops	S	S	S	S	S	S	S
A014	Animal production	15	76	30	68	24	8	5
A015	Support activities to agriculture and post-harvest crop activities	15	66	2	17	2	49	-
A021	Silviculture and other forestry activities	S	S	S	S	S	S	S
	I - Ilocos Region	127	1,867	434	1,800	423	67	12
A011	Growing of non-perennial crops	18	64	44	64	44	-	-
A012	Growing of perennial crops	S	S	S	S	S	S	S
A014	Animal production	67	1,206	289	1,201	279	5	10
A015	Support activities to agriculture and post-harvest crop activities	14	138	23	138	23	-	-
A031	Fishing	S	S	S	S	S	S	S
A032	Aquaculture	14	281	60	281	60	-	-
	II - Cagayan Valley	68	1,133	278	1,130	275	3	3
A011	Growing of non-perennial crops	12	156	68	156	68	-	-
A013	Plant propagation	S	S	S	S	S	S	S
A014	Animal production	41	643	142	640	138	3	3
A015	Support activities to agriculture and post-harvest crop activities	12	106	29	106	29	-	-
A032	Aquaculture	S	S	S	S	S	S	S

Continued

Table 2 Number of Establishments and Employment by Type and Sex for Agriculture, Forestry and Fishing Establishments by Region and Industry Group: Philippines, 2018*(Details may not add up to total due to rounding and/or statistical disclosure control)**Continued*

2009 PSIC Code	Region / Industry Description	Number of Establish- ments	Employment as of 15 November 2018					
			Total		Paid		Unpaid	
			Male	Female	Male	Female	Male	Female
			(1)	(2)	(3)	(4)	(5)	(6)
	III - Central Luzon	586	9,962	3,101	9,967	3,059	48	41
A011	Growing of non-perennial crops	39	533	474	583	471	3	3
A012	Growing of perennial crops	6	32	30	32	27	-	3
A014	Animal production	465	8,156	2,119	8,134	2,105	21	14
A015	Support activities to agriculture and post-harvest crop activities	47	909	410	890	395	19	15
A021	Silviculture and other forestry activities	S	S	S	S	S	S	S
A022	Logging	S	S	S	S	S	S	S
A031	Fishing	3	99	7	95	4	4	3
A032	Aquaculture	24	225	57	225	54	-	3
	IVA - CALABARZON	366	8,733	2,448	8,677	2,412	56	36
A011	Growing of non-perennial crops	39	973	612	965	610	8	2
A012	Growing of perennial crops	S	S	S	S	S	S	S
A013	Plant propagation	S	S	S	S	S	S	S
A014	Animal production	250	6,781	1,620	6,740	1,597	42	23
A015	Support activities to agriculture and post-harvest crop activities	35	618	72	613	67	4	5
A031	Fishing	13	169	19	169	19	-	-
A032	Aquaculture	18	146	45	146	45	-	-
	MIMAROPA	97	2,667	370	2,597	347	70	23
A011	Growing of non-perennial crops	5	48	18	48	18	-	-
A012	Growing of perennial crops	5	460	96	460	96	-	-
A014	Animal production	15	159	29	157	29	2	-
A015	Support activities to agriculture and post-harvest crop activities	22	134	40	95	31	39	9
A021	Silviculture and other forestry activities	S	S	S	S	S	S	S
A024	Support services to forestry	S	S	S	S	S	S	S
A031	Fishing	32	525	28	496	18	29	10
A032	Aquaculture	17	1,319	151	1,319	147	-	4
	V - Bicol Region	83	960	252	921	231	39	21
A011	Growing of non-perennial crops	15	121	38	109	33	13	6
A014	Animal production	48	656	200	640	189	16	11
A015	Support activities to agriculture and post-harvest crop activities	11	107	9	107	9	-	-
A024	Support services to forestry	S	S	S	S	S	S	S
A031	Fishing	6	46	1	45	-	1	1
A032	Aquaculture	S	S	S	S	S	S	S
	VI - Western Visayas	360	15,047	4,072	14,894	4,020	153	52
A011	Growing of non-perennial crops	192	10,971	3,455	10,896	3,426	75	29
A012	Growing of perennial crops	12	165	39	163	38	2	1
A013	Plant propagation	S	S	S	S	S	S	S
A014	Animal production	97	1,762	336	1,762	336	-	-

Table 2 Number of Establishments and Employment by Type and Sex for Agriculture, Forestry and Fishing Establishments by Region and Industry Group: Philippines, 2018

(Details may not add up to total due to rounding and/or statistical disclosure control)

Continued

2009 PSIC Code	Region / Industry Description	Number of Establishments	Employment as of 15 November 2018					
			Total		Paid		Unpaid	
			Male	Female	Male	Female	Male	Female
		(1)	(2)	(3)	(4)	(5)	(6)	(7)
A015	Support activities to agriculture and post-harvest crop activities	23	198	50	124	29	74	21
A024	Support services to forestry	S	S	S	S	S	S	S
A031	Fishing	22	1,678	76	1,678	76	-	-
A032	Aquaculture	11	247	88	247	88	-	-
	VII - Central Visayas	242	6,792	1,336	6,406	1,111	386	225
A011	Growing of non-perennial crops	71	4,009	757	3,729	587	280	170
A012	Growing of perennial crops	S	S	S	S	S	S	S
A013	Plant propagation	S	S	S	S	S	S	S
A014	Animal production	108	1,660	319	1,635	304	24	16
A015	Support activities to agriculture and post-harvest crop activities	13	194	64	177	49	17	15
A031	Fishing	18	315	19	311	19	4	-
A032	Aquaculture	25	532	130	491	124	41	6
	VIII - Eastern Visayas	126	1,594	700	1,366	522	227	178
A011	Growing of non-perennial crops	17	556	366	484	312	72	54
A012	Growing of perennial crops	6	128	96	75	75	53	21
A014	Animal production	78	640	184	598	98	42	86
A015	Support activities to agriculture and post-harvest crop activities	11	160	48	110	30	50	17
A021	Silviculture and other forestry activities	S	S	S	S	S	S	S
A031	Fishing	S	S	S	S	S	S	S
A032	Aquaculture	8	44	4	38	4	6	-
	IX - Zamboanga Peninsula	95	6,163	530	6,158	528	5	2
A012	Growing of perennial crops	13	2,442	200	2,442	200	-	-
A013	Plant propagation	S	S	S	S	S	S	S
A014	Animal production	41	534	120	533	120	1	-
A031	Fishing	38	3,128	198	3,124	196	4	2
A032	Aquaculture	S	S	S	S	S	S	S
	X - Northern Mindanao	336	15,606	3,499	15,489	3,459	117	40
A011	Growing of non-perennial crops	17	637	156	637	156	-	-
A012	Growing of perennial crops	31	9,064	2,234	9,062	2,232	2	2
A013	Plant propagation	S	S	S	S	S	S	S
A014	Animal production	173	3,532	736	3,510	714	22	22
A015	Support activities to agriculture and post-harvest crop activities	95	2,083	284	2,062	271	21	13
A021	Silviculture and other forestry activities	S	S	S	S	S	S	S
A031	Fishing	4	75	1	5	1	70	-
A032	Aquaculture	13	104	24	101	21	3	3
	XI - Davao Region	370	32,295	8,346	32,218	8,321	77	25
A011	Growing of non-perennial crops	8	290	98	289	97	1	1
A012	Growing of perennial crops	179	28,789	7,665	28,746	7,657	43	9
A013	Plant propagation	S	S	S	S	S	S	S
A014	Animal production	114	2,553	405	2,541	395	12	10

Table 2 Number of Establishments and Employment by Type and Sex for Agriculture, Forestry and Fishing Establishments by Region and Industry Group: Philippines, 2018*(Details may not add up to total due to rounding and/or statistical disclosure control)**Concluded*

2009 PSIC Code	Region / Industry Description	Number of Establish- ments	Employment as of 15 November 2018					
			Total		Paid		Unpaid	
			Male	Female	Male	Female	Male	Female
		(1)	(2)	(3)	(4)	(5)	(6)	(7)
A015	Support activities to agriculture and post-harvest crop activities	44	321	74	321	74	-	-
A024	Support services to forestry	S	S	S	S	S	S	S
A031	Fishing	11	85	37	69	35	16	2
A032	Aquaculture	11	238	46	233	43	5	3
	XII - SOCCSKSARGEN	185	9,906	2,944	9,671	2,833	235	111
A011	Growing of non-perennial crops	8	224	139	130	94	94	45
A012	Growing of perennial crops	37	4,474	1,609	4,474	1,609	-	-
A013	Plant propagation	4	59	50	57	50	2	-
A014	Animal production	52	1,634	311	1,612	311	22	-
A015	Support activities to agriculture and post-harvest crop activities	42	450	125	335	61	116	64
A031	Fishing	30	2,542	456	2,541	454	1	2
A032	Aquaculture	11	522	254	522	254	-	-
	XIII - Caraga	58	1,184	318	1,125	268	59	50
A011	Growing of non-perennial crops	4	20	10	20	10	-	-
A012	Growing of perennial crops	20	557	152	554	149	2	4
A013	Plant propagation	3	59	41	59	41	-	-
A014	Animal production	8	294	42	294	42	-	-
A015	Support activities to agriculture and post-harvest crop activities	15	85	59	36	15	49	44
A021	Silviculture and other forestry activities	S	S	S	S	S	S	S
A022	Logging	S	S	S	S	S	S	S
A032	Aquaculture	5	21	4	13	2	8	2
	Autonomous Region in Muslim Mindanao	88	1,456	538	1,450	528	7	10
A011	Growing of non-perennial crops	36	210	110	204	100	7	10
A012	Growing of perennial crops	14	797	325	797	325	-	-
A014	Animal production	S	S	S	S	S	S	S
A015	Support activities to agriculture and post-harvest crop activities	S	S	S	S	S	S	S
A031	Fishing	19	309	21	309	21	-	-
A032	Aquaculture	11	82	50	82	50	-	-

Notes: "-" - zero value

S - suppressed

Source: Philippine Statistics Authority, 2018 Census of Philippine Business and Industry

Table 2.1 Number of Establishments and Workers on Sub-Contract Agreement Or Under Manpower Agencies/Contractors by Type and Sex for Agriculture, Forestry and Fishing Establishments by Region and Industry Group: Philippines, 2018*(Details may not add up to total due to rounding and/or statistical disclosure control)*

2009 PSIC Code	Region / Industry Description	Number of Establishments	Number of Workers on Sub-Contract Agreement or Under Manpower Agencies/Contractors as of 15 November 2018	
			Male	Female
		(1)	(2)	(3)
	Philippines	3,285	16,756	4,527
A011	Growing of non-perennial crops	500	1,038	268
A012	Growing of perennial crops	341	8,800	2,712
A013	Plant propagation	18	20	8
A014	Animal production	1,593	3,830	1,181
A015	Support activities to agriculture and post-harvest crop activities	413	575	153
A021	Silviculture and other forestry activities	7	4	3
A022	Logging	S	S	S
A024	Support services to forestry	S	S	S
A031	Fishing	223	1,331	76
A032	Aquaculture	183	1,158	126
	National Capital Region	57	312	26
A011	Growing of non-perennial crops	13	-	-
A014	Animal production	19	151	10
A015	Support activities to agriculture and post-harvest crop activities	7	15	16
A031	Fishing	10	147	-
A032	Aquaculture	8	-	-
	Cordillera Administrative Region	39	4	3
A011	Growing of non-perennial crops	7	-	-
A012	Growing of perennial crops	S	S	S
A014	Animal production	15	-	-
A015	Support activities to agriculture and post-harvest crop activities	15	-	-
A021	Silviculture and other forestry activities	S	S	S
	I - Ilocos Region	127	186	70
A011	Growing of non-perennial crops	18	18	6
A012	Growing of perennial crops	S	S	S
A014	Animal production	67	-	-
A015	Support activities to agriculture and post-harvest crop activities	14	109	44
A031	Fishing	S	S	S
A032	Aquaculture	14	59	20
	II - Cagayan Valley	68	157	13
A011	Growing of non-perennial crops	12	27	13
A013	Plant propagation	S	S	S
A014	Animal production	41	33	-
A015	Support activities to agriculture and post-harvest crop activities	12	2	-
A032	Aquaculture	S	S	S

Continued

Table 2.1 Number of Establishments and Workers on Sub-Contract Agreement Or Under Manpower Agencies/Contractors by Type and Sex for Agriculture, Forestry and Fishing Establishments by Region and Industry Group: Philippines, 2018

(Details may not add up to total due to rounding and/or statistical disclosure control)

Continued

2009 PSIC Code	Region / Industry Description	Number of Establishments	Number of Workers on Sub-Contract Agreement or Under Manpower Agencies/Contractors as of 15 November 2018	
			Male	Female
		(1)	(2)	(3)
III - Central Luzon		586	2,793	887
A011	Growing of non-perennial crops	39	430	
A012	Growing of perennial crops	6	43	54
A014	Animal production	465	2,188	808
A015	Support activities to agriculture and post-harvest crop activities	47	114	24
A021	Silviculture and other forestry activities	S	S	S
A022	Logging	S	S	S
A031	Fishing	3	-	-
A032	Aquaculture	24	18	1
IVA - CALABARZON		366	580	230
A011	Growing of non-perennial crops	39	29	54
A012	Growing of perennial crops	S	S	S
A013	Plant propagation	S	S	S
A014	Animal production	250	372	120
A015	Support activities to agriculture and post-harvest crop activities	35	149	53
A031	Fishing	13	27	3
A032	Aquaculture	18	-	-
MIMAROPA		97	280	5
A011	Growing of non-perennial crops	5	-	-
A012	Growing of perennial crops	5	-	-
A014	Animal production	15	10	-
A015	Support activities to agriculture and post-harvest crop activities	22	-	-
A021	Silviculture and other forestry activities	S	S	S
A024	Support services to forestry	S	S	S
A031	Fishing	32	-	-
A032	Aquaculture	17	270	5
V - Bicol Region		83	5	-
A011	Growing of non-perennial crops	15	-	-
A014	Animal production	48	5	-
A015	Support activities to agriculture and post-harvest crop activities	11	-	-
A024	Support services to forestry	S	S	S
A031	Fishing	6	-	-
A032	Aquaculture	S	S	S
VI - Western Visayas		360	839	246
A011	Growing of non-perennial crops	192	312	143
A012	Growing of perennial crops	12	-	-
A013	Plant propagation	S	S	S
A014	Animal production	97	318	104

Table 2.1 Number of Establishments and Workers on Sub-Contract Agreement Or Under Manpower Agencies/Contractors by Type and Sex for Agriculture, Forestry and Fishing Establishments by Region and Industry Group: Philippines, 2018*(Details may not add up to total due to rounding and/or statistical disclosure control)**Continued*

2009 PSIC Code	Region / Industry Description	Number of Establishments	Number of Workers on Sub-Contract Agreement or Under Manpower Agencies/Contractors as of 15 November 2018	
			Male	Female
		(1)	(2)	(3)
A015	Support activities to agriculture and post-harvest crop activities	23	9	-
A024	Support services to forestry	S	S	S
A031	Fishing	22	112	-
A032	Aquaculture	11	88	-
	VII - Central Visayas	242	267	32
A011	Growing of non-perennial crops	71	18	4
A012	Growing of perennial crops	S	S	S
A013	Plant propagation	S	S	S
A014	Animal production	108	169	18
A015	Support activities to agriculture and post-harvest crop activities	13	10	3
A031	Fishing	18	1	-
A032	Aquaculture	25	69	7
	VIII - Eastern Visayas	126	5	1
A011	Growing of non-perennial crops	17	-	-
A012	Growing of perennial crops	6	-	-
A014	Animal production	78	-	-
A015	Support activities to agriculture and post-harvest crop activities	11	-	-
A021	Silviculture and other forestry activities	S	S	S
A031	Fishing	S	S	S
A032	Aquaculture	8	-	-
	IX - Zamboanga Peninsula	95	72	2
A012	Growing of perennial crops	13	49	2
A013	Plant propagation	S	S	S
A014	Animal production	41	11	-
A031	Fishing	38	13	-
A032	Aquaculture	S	S	S
	X - Northern Mindanao	336	3,633	1,073
A011	Growing of non-perennial crops	17	155	48
A012	Growing of perennial crops	31	3,149	929
A013	Plant propagation	S	S	S
A014	Animal production	173	125	8
A015	Support activities to agriculture and post-harvest crop activities	95	130	-
A021	Silviculture and other forestry activities	S	S	S
A031	Fishing	4	-	-
A032	Aquaculture	13	75	88
	XI - Davao Region	370	3,470	1,385
A011	Growing of non-perennial crops	8	9	-
A012	Growing of perennial crops	179	3,083	1,282

Table 2.1 Number of Establishments and Workers on Sub-Contract Agreement Or Under Manpower Agencies/Contractors by Type and Sex for Agriculture, Forestry and Fishing Establishments by Region and Industry Group: Philippines, 2018*(Details may not add up to total due to rounding and/or statistical disclosure control)**Continued*

2009 PSIC Code	Region / Industry Description	Number of Establishments	Number of Workers on Sub-Contract Agreement or Under Manpower Agencies/Contractors as of 15 November 2018	
			Male	Female
		(1)	(2)	(3)
A013	Plant propagation	S	S	S
A014	Animal production	114	353	97
A015	Support activities to agriculture and post-harvest crop activities	44	25	6
A024	Support services to forestry	S	S	S
A031	Fishing	11	-	-
A032	Aquaculture	11	-	-
	XII - SOCCSKSARGEN	185	4,048	542
A011	Growing of non-perennial crops	8	20	-
A012	Growing of perennial crops	37	2,431	440
A013	Plant propagation	4	10	4
A014	Animal production	52	85	14
A015	Support activities to agriculture and post-harvest crop activities	42	12	6
A031	Fishing	30	1,005	72
A032	Aquaculture	11	485	6
	XIII - Caraga	58	49	9
A011	Growing of non-perennial crops	4	-	-
A012	Growing of perennial crops	20	29	3
A013	Plant propagation	3	10	4
A014	Animal production	8	10	2
A015	Support activities to agriculture and post-harvest crop activities	15	-	-
A021	Silviculture and other forestry activities	S	S	S
A022	Logging	S	S	S
A032	Aquaculture	5	-	-
	Autonomous Region in Muslim Mindanao	88	57	3
A011	Growing of non-perennial crops	36	20	-
A012	Growing of perennial crops	14	15	3
A014	Animal production	S	S	S
A015	Support activities to agriculture and post-harvest crop activities	S	S	S
A031	Fishing	19	22	-
A032	Aquaculture	11	-	-

Table 2.1 Number of Establishments and Workers on Sub-Contract Agreement Or Under Manpower Agencies/Contractors by Type and Sex for Agriculture, Forestry and Fishing Establishments by Region and Industry Group: Philippines, 2018*(Details may not add up to total due to rounding and/or statistical disclosure control)**Continued*

2009 PSIC Code	Region / Industry Description	Number of Establishments	Number of Workers on Sub-Contract Agreement or Under Manpower Agencies/Contractors as of 15 November 2018	
			Male	Female
		(1)	(2)	(3)
	Philippines	3,285	16,756	4,527
A011	Growing of non-perennial crops	500	1,038	268
A012	Growing of perennial crops	341	8,800	2,712
A013	Plant propagation	18	20	8
A014	Animal production	1,593	3,830	1,181
A015	Support activities to agriculture and post-harvest crop activities	413	575	153
A021	Silviculture and other forestry activities	7	4	3
A022	Logging	S	S	S
A024	Support services to forestry	S	S	S
A031	Fishing	223	1,331	76
A032	Aquaculture	183	1,158	126
	National Capital Region	57	312	26
A011	Growing of non-perennial crops	13	-	-
A014	Animal production	19	151	10
A015	Support activities to agriculture and post-harvest crop activities	7	15	16
A031	Fishing	10	147	-
A032	Aquaculture	8	-	-
	Cordillera Administrative Region	39	4	3
A011	Growing of non-perennial crops	7	-	-
A012	Growing of perennial crops	S	S	S
A014	Animal production	15	-	-
A015	Support activities to agriculture and post-harvest crop activities	15	-	-
A021	Silviculture and other forestry activities	S	S	S
	I - Ilocos Region	127	186	70
A011	Growing of non-perennial crops	18	18	6
A012	Growing of perennial crops	S	S	S
A014	Animal production	67	-	-
A015	Support activities to agriculture and post-harvest crop activities	14	109	44
A031	Fishing	S	S	S
A032	Aquaculture	14	59	20
	II - Cagayan Valley	68	157	13
A011	Growing of non-perennial crops	12	27	13
A013	Plant propagation	S	S	S
A014	Animal production	41	33	-
A015	Support activities to agriculture and post-harvest crop activities	12	2	-
A032	Aquaculture	S	S	S

Continued

Table 2.1 Number of Establishments and Workers on Sub-Contract Agreement Or Under Manpower Agencies/Contractors by Type and Sex for Agriculture, Forestry and Fishing Establishments by Region and Industry Group: Philippines, 2018*(Details may not add up to total due to rounding and/or statistical disclosure control)**Continued*

2009 PSIC Code	Region / Industry Description	Number of Establishments	Number of Workers on Sub-Contract Agreement or Under Manpower Agencies/Contractors as of 15 November 2018	
			Male	Female
		(1)	(2)	(3)
III - Central Luzon		586	2,793	887
A011	Growing of non-perennial crops	39	430	
A012	Growing of perennial crops	6	43	54
A014	Animal production	465	2,188	808
A015	Support activities to agriculture and post-harvest crop activities	47	114	24
A021	Silviculture and other forestry activities	S	S	S
A022	Logging	S	S	S
A031	Fishing	3	-	-
A032	Aquaculture	24	18	1
IVA - CALABARZON		366	580	230
A011	Growing of non-perennial crops	39	29	54
A012	Growing of perennial crops	S	S	S
A013	Plant propagation	S	S	S
A014	Animal production	250	372	120
A015	Support activities to agriculture and post-harvest crop activities	35	149	53
A031	Fishing	13	27	3
A032	Aquaculture	18	-	-
MIMAROPA		97	280	5
A011	Growing of non-perennial crops	5	-	-
A012	Growing of perennial crops	5	-	-
A014	Animal production	15	10	-
A015	Support activities to agriculture and post-harvest crop activities	22	-	-
A021	Silviculture and other forestry activities	S	S	S
A024	Support services to forestry	S	S	S
A031	Fishing	32	-	-
A032	Aquaculture	17	270	5
V - Bicol Region		83	5	-
A011	Growing of non-perennial crops	15	-	-
A014	Animal production	48	5	-
A015	Support activities to agriculture and post-harvest crop activities	11	-	-
A024	Support services to forestry	S	S	S
A031	Fishing	6	-	-
A032	Aquaculture	S	S	S
VI - Western Visayas		360	839	246
A011	Growing of non-perennial crops	192	312	143
A012	Growing of perennial crops	12	-	-
A013	Plant propagation	S	S	S
A014	Animal production	97	318	104

Table 2.1 Number of Establishments and Workers on Sub-Contract Agreement Or Under Manpower Agencies/Contractors by Type and Sex for Agriculture, Forestry and Fishing Establishments by Region and Industry Group: Philippines, 2018*(Details may not add up to total due to rounding and/or statistical disclosure control)**Continued*

2009 PSIC Code	Region / Industry Description	Number of Establishments	Number of Workers on Sub-Contract Agreement or Under Manpower Agencies/Contractors as of 15 November 2018	
			Male	Female
		(1)	(2)	(3)
A015	Support activities to agriculture and post-harvest crop activities	23	9	-
A024	Support services to forestry	S	S	S
A031	Fishing	22	112	-
A032	Aquaculture	11	88	-
	VII - Central Visayas	242	267	32
A011	Growing of non-perennial crops	71	18	4
A012	Growing of perennial crops	S	S	S
A013	Plant propagation	S	S	S
A014	Animal production	108	169	18
A015	Support activities to agriculture and post-harvest crop activities	13	10	3
A031	Fishing	18	1	-
A032	Aquaculture	25	69	7
	VIII - Eastern Visayas	126	5	1
A011	Growing of non-perennial crops	17	-	-
A012	Growing of perennial crops	6	-	-
A014	Animal production	78	-	-
A015	Support activities to agriculture and post-harvest crop activities	11	-	-
A021	Silviculture and other forestry activities	S	S	S
A031	Fishing	S	S	S
A032	Aquaculture	8	-	-
	IX - Zamboanga Peninsula	95	72	2
A012	Growing of perennial crops	13	49	2
A013	Plant propagation	S	S	S
A014	Animal production	41	11	-
A031	Fishing	38	13	-
A032	Aquaculture	S	S	S
	X - Northern Mindanao	336	3,633	1,073
A011	Growing of non-perennial crops	17	155	48
A012	Growing of perennial crops	31	3,149	929
A013	Plant propagation	S	S	S
A014	Animal production	173	125	8
A015	Support activities to agriculture and post-harvest crop activities	95	130	-
A021	Silviculture and other forestry activities	S	S	S
A031	Fishing	4	-	-
A032	Aquaculture	13	75	88
	XI - Davao Region	370	3,470	1,385
A011	Growing of non-perennial crops	8	9	-
A012	Growing of perennial crops	179	3,083	1,282

Table 2.1 Number of Establishments and Workers on Sub-Contract Agreement Or Under Manpower Agencies/Contractors by Type and Sex for Agriculture, Forestry and Fishing Establishments by Region and Industry Group: Philippines, 2018*(Details may not add up to total due to rounding and/or statistical disclosure control)**Concluded*

2009 PSIC Code	Region / Industry Description	Number of Establishments	Number of Workers on Sub-Contract Agreement or Under Manpower Agencies/Contractors as of 15 November 2018	
			Male	Female
		(1)	(2)	(3)
A013	Plant propagation	S	S	S
A014	Animal production	114	353	97
A015	Support activities to agriculture and post-harvest crop activities	44	25	6
A024	Support services to forestry	S	S	S
A031	Fishing	11	-	-
A032	Aquaculture	11	-	-
	XII - SOCCSKSARGEN	185	4,048	542
A011	Growing of non-perennial crops	8	20	-
A012	Growing of perennial crops	37	2,431	440
A013	Plant propagation	4	10	4
A014	Animal production	52	85	14
A015	Support activities to agriculture and post-harvest crop activities	42	12	6
A031	Fishing	30	1,005	72
A032	Aquaculture	11	485	6
	XIII - Caraga	58	49	9
A011	Growing of non-perennial crops	4	-	-
A012	Growing of perennial crops	20	29	3
A013	Plant propagation	3	10	4
A014	Animal production	8	10	2
A015	Support activities to agriculture and post-harvest crop activities	15	-	-
A021	Silviculture and other forestry activities	S	S	S
A022	Logging	S	S	S
A032	Aquaculture	5	-	-
	Autonomous Region in Muslim Mindanao	88	57	3
A011	Growing of non-perennial crops	36	20	-
A012	Growing of perennial crops	14	15	3
A014	Animal production	S	S	S
A015	Support activities to agriculture and post-harvest crop activities	S	S	S
A031	Fishing	19	22	-
A032	Aquaculture	11	-	-

Notes: "-" - zero value

S - suppressed

Source: Philippine Statistics Authority, 2018 Census of Philippine Business and Industry

Table 3 Number of Establishments and Compensation by Type for Agriculture, Forestry and Fishing Establishments by Region and Industry Group: Philippines, 2018*(Values are in thousand PhP, except number of establishments. Details may not add-up to total due to rounding and/or statistical disclosure control.)*

2009 PSIC Code	Region/ Industry Description	Number of Establishments	Compensation			
			Total	Gross Salaries and Wages	Separation, Retirement/ Terminal Pay, Gratuities, etc.	Total Employer's Contribution to SSS/GSIS, ECC, etc.
		(1)	(2)	(3)	(4)	(5)
	Philippines	3,285	26,979,354	22,903,635	2,117,113	1,958,605
A011	Growing of non-perennial crops	500	2,799,393	2,428,425	230,289	140,679
A012	Growing of perennial crops	341	11,160,162	9,233,884	1,141,296	784,982
A013	Plant propagation	18	40,643	37,808	37	2,798
A014	Animal production	1,593	6,261,174	5,699,674	125,302	436,199
A015	Support activities to agriculture and post-harvest crop activities	413	3,105,505	2,325,583	522,229	257,693
A021	Silviculture and other forestry activities	7	34,747	32,216	5	2,526
A022	Logging	S	S	S	S	S
A024	Support services to forestry	S	S	S	S	S
A031	Fishing	223	2,617,405	2,298,203	56,457	262,746
A032	Aquaculture	183	948,207	837,172	41,074	69,961
	National Capital Region	57	3,931,991	2,993,979	547,762	390,250
A011	Growing of non-perennial crops	13	17,363	14,459	2,463	442
A014	Animal production	19	103,662	89,686	8,090	5,885
A015	Support activities to agriculture and post-harvest crop activities	7	2,399,692	1,674,355	507,142	218,195
A031	Fishing	10	1,356,484	1,173,696	28,540	154,248
A032	Aquaculture	8	54,790	41,783	1,526	11,481
	Cordillera Administrative Region	39	17,483	16,513	5	964
A011	Growing of non-perennial crops	7	7,051	6,988	-	63
A012	Growing of perennial crops	S	S	S	S	S
A014	Animal production	15	5,196	4,697	-	498
A015	Support activities to agriculture and post-harvest crop activities	15	845	845	-	-
A021	Silviculture and other forestry activities	S	S	S	S	S
	I - Ilocos Region	127	269,069	237,434	15,036	16,599
A011	Growing of non-perennial crops	18	33,842	21,757	10,075	2,009
A012	Growing of perennial crops	S	S	S	S	S
A014	Animal production	67	173,788	157,916	4,905	10,967
A015	Support activities to agriculture and post-harvest crop activities	14	26,205	24,299	55	1,851
A031	Fishing	S	S	S	S	S
A032	Aquaculture	14	28,773	27,103	-	1,670
	II - Cagayan Valley	68	256,735	247,656	235	8,844
A011	Growing of non-perennial crops	12	97,173	94,962	203	2,008
A013	Plant propagation	S	S	S	S	S
A014	Animal production	41	120,901	115,798	-	5,103
A015	Support activities to agriculture and post-harvest crop activities	12	18,788	18,299	-	489

Continued

Table 3 Number of Establishments and Compensation by Type for Agriculture, Forestry and Fishing Establishments by Region and Industry Group: Philippines, 2018

(Values are in thousand PhP, except number of establishments. Details may not add-up to total due to rounding and/or statistical disclosure control.)

Continued

2009 PSIC Code	Region/ Industry Description	Number of Establishments	Compensation			
			Total	Gross Salaries and Wages	Separation, Retirement/ Terminal Pay, Gratuities, etc.	Total Employer's Contribution to SSS/GSIS, ECC, etc.
		(1)	(2)	(3)	(4)	(5)
A032	Aquaculture	S	S	S	S	S
	III - Central Luzon	586	2,785,101	2,476,554	160,922	147,625
A011	Growing of non-perennial crops	39	596,911	426,210	145,542	25,159
A012	Growing of perennial crops	6	5,227	4,874	-	352
A014	Animal production	465	1,986,103	1,862,533	9,690	113,880
A015	Support activities to agriculture and post-harvest crop activities	47	148,409	136,434	5,691	6,284
A021	Silviculture and other forestry activities	S	S	S	S	S
A022	Logging	S	S	S	S	S
A031	Fishing	3	6,050	6,029	-	21
A032	Aquaculture	24	40,863	39,101	-	1,762
	IVA - CALABARZON	366	2,142,125	1,940,618	68,291	133,215
A011	Growing of non-perennial crops	39	354,914	318,690	17,672	18,552
A012	Growing of perennial crops	S	S	S	S	S
A013	Plant propagation	S	S	S	S	S
A014	Animal production	250	1,634,659	1,486,132	42,522	106,005
A015	Support activities to agriculture and post-harvest crop activities	35	97,379	91,486	574	5,319
A031	Fishing	13	22,884	13,753	7,523	1,608
A032	Aquaculture	18	25,583	24,419	-	1,164
	MIMAROPA	97	438,858	374,864	31,574	32,420
A011	Growing of non-perennial crops	5	3,033	2,879	87	67
A012	Growing of perennial crops	5	102,562	84,994	5,340	12,227
A014	Animal production	15	15,465	13,505	421	1,539
A015	Support activities to agriculture and post-harvest crop activities	22	9,946	9,180	-	766
A021	Silviculture and other forestry activities	S	S	S	S	S
A024	Support services to forestry	S	S	S	S	S
A031	Fishing	32	15,263	14,952	-	311
A032	Aquaculture	17	290,309	247,217	25,727	17,365
	V - Bicol Region	83	78,520	73,623	518	4,378
A011	Growing of non-perennial crops	15	11,576	10,601	338	637
A014	Animal production	48	61,090	57,606	179	3,304
A015	Support activities to agriculture and post-harvest crop activities	11	4,146	3,723	-	423
A024	Support services to forestry	S	S	S	S	S
A031	Fishing	6	544	544	-	-
A032	Aquaculture	S	S	S	S	S
	VI - Western Visayas	360	1,439,527	1,317,342	19,831	102,354
A011	Growing of non-perennial crops	192	933,866	859,710	14,312	59,844

Table 3 Number of Establishments and Compensation by Type for Agriculture, Forestry and Fishing Establishments by Region and Industry Group: Philippines, 2018

(Values are in thousand PhP, except number of establishments. Details may not add-up to total due to rounding and/or statistical disclosure control.)

Continued

2009 PSIC Code	Region/ Industry Description	Number of Establishments	Compensation			
			Total	Gross Salaries and Wages	Separation, Retirement/ Terminal Pay, Gratuities, etc.	Total Employer's Contribution to SSS/GSIS, ECC, etc.
		(1)	(2)	(3)	(4)	(5)
A012	Growing of perennial crops	12	22,099	19,421	-	2,678
A013	Plant propagation	S	S	S	S	S
A014	Animal production	97	202,291	187,527	518	14,246
A015	Support activities to agriculture and post-harvest crop activities	23	12,210	11,089	419	702
A024	Support services to forestry	S	S	S	S	S
A031	Fishing	22	202,070	179,803	2,301	19,966
A032	Aquaculture	11	57,314	51,214	2,049	4,051
	VII - Central Visayas	242	703,359	643,196	15,389	44,774
A011	Growing of non-perennial crops	71	278,520	249,105	12,523	16,892
A012	Growing of perennial crops	S	S	S	S	S
A013	Plant propagation	S	S	S	S	S
A014	Animal production	108	292,772	272,478	963	19,331
A015	Support activities to agriculture and post-harvest crop activities	13	34,928	32,644	80	2,204
A031	Fishing	18	13,216	12,776	-	440
A032	Aquaculture	25	67,913	61,725	1,412	4,775
	VIII - Eastern Visayas	126	152,195	143,145	2,323	6,728
A011	Growing of non-perennial crops	17	39,308	35,205	1,882	2,221
A012	Growing of perennial crops	6	16,572	15,168	285	1,119
A014	Animal production	78	78,372	75,524	42	2,806
A015	Support activities to agriculture and post-harvest crop activities	11	11,424	11,026	95	303
A021	Silviculture and other forestry activities	S	S	S	S	S
A031	Fishing	S	S	S	S	S
A032	Aquaculture	8	3,468	3,245	-	223
	IX - Zamboanga Peninsula	95	574,698	505,406	20,728	48,565
A012	Growing of perennial crops	13	190,537	160,374	14,433	15,730
A013	Plant propagation	S	S	S	S	S
A014	Animal production	41	102,941	91,133	5,432	6,376
A031	Fishing	38	276,769	250,180	455	26,134
A032	Aquaculture	S	S	S	S	S
	X - Northern Mindanao	336	2,832,360	2,548,718	90,584	193,059
A011	Growing of non-perennial crops	17	122,019	110,623	4,687	6,709
A012	Growing of perennial crops	31	2,085,992	1,864,776	73,301	147,915
A013	Plant propagation	S	S	S	S	S
A014	Animal production	173	352,731	323,539	6,890	22,302
A015	Support activities to agriculture and post-harvest crop activities	95	230,530	210,228	5,706	14,597
A021	Silviculture and other forestry activities	S	S	S	S	S
A031	Fishing	4	725	724	-	1
A032	Aquaculture	13	14,992	14,136	-	856

Table 3 Number of Establishments and Compensation by Type for Agriculture, Forestry and Fishing Establishments by Region and Industry Group: Philippines, 2018

(Values are in thousand PhP, except number of establishments. Details may not add-up to total due to rounding and/or statistical disclosure control.)

Concluded

2009 PSIC Code	Region/ Industry Description	Number of Establishments	Compensation			
			Total	Gross Salaries and Wages	Separation, Retirement/ Terminal Pay, Gratuities, etc.	Total Employer's Contribution to SSS/GSIS, ECC, etc.
		(1)	(2)	(3)	(4)	(5)
	XI - Davao Region	370	8,240,870	6,622,099	1,045,049	573,722
A011	Growing of non-perennial crops	8	172,367	158,573	9,603	4,191
A012	Growing of perennial crops	179	7,321,719	5,825,525	985,645	510,550
A013	Plant propagation	S	S	S	S	S
A014	Animal production	114	609,168	517,117	43,379	48,672
A015	Support activities to agriculture and post-harvest crop activities	44	54,440	47,628	2,285	4,528
A024	Support services to forestry	S	S	S	S	S
A031	Fishing	11	13,048	11,907	497	645
A032	Aquaculture	11	66,783	58,145	3,624	5,014
	XII - SOCCSKSARGEN	185	2,305,057	2,048,885	54,949	201,223
A011	Growing of non-perennial crops	8	125,476	112,822	10,901	1,754
A012	Growing of perennial crops	37	670,810	607,390	18,971	44,449
A013	Plant propagation	4	7,684	6,535	-	1,149
A014	Animal production	52	489,957	414,909	1,942	73,106
A015	Support activities to agriculture and post-harvest crop activities	42	53,328	51,554	-	1,774
A031	Fishing	30	687,881	612,225	17,122	58,533
A032	Aquaculture	11	269,920	243,450	6,012	20,458
	XIII - Caraga	58	243,500	217,991	8,731	16,778
A011	Growing of non-perennial crops	4	1,010	877	-	134
A012	Growing of perennial crops	20	182,185	162,472	7,906	11,807
A013	Plant propagation	3	7,210	6,316	5	888
A014	Animal production	8	31,887	29,382	328	2,178
A015	Support activities to agriculture and post-harvest crop activities	15	615	615	-	-
A021	Silviculture and other forestry activities	S	S	S	S	S
A022	Logging	S	S	S	S	S
A032	Aquaculture	5	315	-	315	-
	Autonomous Region in Muslim Mindanao	88	567,908	495,613	35,188	37,107
A011	Growing of non-perennial crops	36	4,963	4,963	-	-
A012	Growing of perennial crops	14	536,180	465,072	35,004	36,104
A014	Animal production	S	S	S	S	S
A015	Support activities to agriculture and post-harvest crop activities	S	S	S	S	S
A031	Fishing	19	13,759	13,015	-	744
A032	Aquaculture	11	10,193	10,193	-	-

Notes: "-" - zero value

S - suppressed

Source: Philippine Statistics Authority, 2018 Census of Philippine Business and Industry

Table 3.1 Number of Establishments and Compensation for Direct Labor by Type for Agriculture, Forestry and Fishing Establishments by Region and Industry Group: Philippines, 2018*(Values are in thousand PhP, except number of establishments. Details may not add-up to total due to rounding and/or statistical disclosure control.)*

2009 PSIC Code	Region / Industry Description	Number of Establishments	Direct Labor			
			Total	Gross Salaries and Wages	Separation, Retirement/ Terminal Pay and Gratuities, etc.	Total Employer's Contribution to SSS/GSIS, ECC, etc.
		(1)	(2)	(3)	(4)	(5)
Philippines		3,285	18,984,456	16,485,357	1,129,378	1,369,722
A011	Growing of non-perennial crops	500	1,990,081	1,777,081	120,368	92,632
A012	Growing of perennial crops	341	9,417,081	7,831,491	897,254	688,336
A013	Plant propagation	18	29,219	28,140	32	1,047
A014	Animal production	1,593	4,363,400	4,024,456	46,393	292,551
A015	Support activities to agriculture and post-harvest crop activities	413	601,740	550,523	18,331	32,887
A021	Silviculture and other forestry activities	7	27,207	25,390	-	1,817
A022	Logging	S	S	S	S	S
A024	Support services to forestry	S	S	S	S	S
A031	Fishing	223	1,796,559	1,578,266	15,981	202,312
A032	Aquaculture	183	752,646	664,570	30,642	57,435
National Capital Region		57	1,056,470	902,435	17,455	136,581
A011	Growing of non-perennial crops	13	17,363	14,459	2,463	442
A014	Animal production	19	71,065	63,986	2,773	4,306
A015	Support activities to agriculture and post-harvest crop activities	7	22,300	16,633	5,667	-
A031	Fishing	10	895,382	769,529	5,228	120,625
A032	Aquaculture	8	50,360	37,828	1,324	11,208
Cordillera Administrative Region		39	16,077	15,184	-	893
A011	Growing of non-perennial crops	7	7,051	6,988	-	63
A012	Growing of perennial crops	S	S	S	S	S
A014	Animal production	15	4,795	4,303	-	492
A015	Support activities to agriculture and post-harvest crop activities	15	845	845	-	-
A021	Silviculture and other forestry activities	S	S	S	S	S
I - Ilocos Region		127	215,844	192,345	10,680	12,819
A011	Growing of non-perennial crops	18	17,289	10,323	6,071	894
A012	Growing of perennial crops	S	S	S	S	S
A014	Animal production	67	150,358	136,504	4,554	9,300
A015	Support activities to agriculture and post-harvest crop activities	14	15,658	14,576	55	1,027
A031	Fishing	S	S	S	S	S
A032	Aquaculture	14	26,471	24,971	-	1,500
II - Cagayan Valley		68	233,595	226,399	235	6,960
A011	Growing of non-perennial crops	12	93,412	91,741	203	1,467
A013	Plant propagation	S	S	S	S	S
A014	Animal production	41	109,638	105,456	-	4,182
A015	Support activities to agriculture and post-harvest crop activities	12	12,991	12,725	-	266

Continued

Table 3.1 Number of Establishments and Compensation for Direct Labor by Type for Agriculture, Forestry and Fishing Establishments by Region and Industry Group: Philippines, 2018

(Values are in thousand PhP, except number of establishments. Details may not add-up to total due to rounding and/or statistical disclosure control.)

Continued

2009 PSIC Code	Region / Industry Description	Number of Establishments	Direct Labor			
			Total	Gross Salaries and Wages	Separation, Retirement/ Terminal Pay and Gratuities, etc.	Total Employer's Contribution to SSS/GSIS, ECC, etc.
		(1)	(2)	(3)	(4)	(5)
A032	Aquaculture	S	S	S	S	S
	III - Central Luzon	586	1,783,919	1,594,560	87,614	101,744
A011	Growing of non-perennial crops	39	332,047	240,701	79,227	12,119
A012	Growing of perennial crops	6	5,023	4,682	-	341
A014	Animal production	465	1,296,849	1,209,649	4,118	83,082
A015	Support activities to agriculture and post-harvest crop activities	47	118,220	109,096	4,269	4,855
A021	Silviculture and other forestry activities	S	S	S	S	S
A022	Logging	S	S	S	S	S
A031	Fishing	3	5,705	5,705	-	-
A032	Aquaculture	24	26,069	24,720	-	1,349
	IVA - CALABARZON	366	1,422,629	1,316,841	12,304	93,484
A011	Growing of non-perennial crops	39	222,042	202,961	7,562	11,519
A012	Growing of perennial crops	S	S	S	S	S
A013	Plant propagation	S	S	S	S	S
A014	Animal production	250	1,093,387	1,013,011	4,736	75,641
A015	Support activities to agriculture and post-harvest crop activities	35	77,981	73,135	-	4,846
A031	Fishing	13	2,237	2,224	6	6
A032	Aquaculture	18	21,570	20,564	-	1,007
	MIMAROPA	97	353,498	302,233	25,659	25,606
A011	Growing of non-perennial crops	5	3,033	2,879	87	67
A012	Growing of perennial crops	5	67,337	57,701	-	9,636
A014	Animal production	15	11,674	10,347	421	906
A015	Support activities to agriculture and post-harvest crop activities	22	6,047	6,027	-	20
A021	Silviculture and other forestry activities	S	S	S	S	S
A024	Support services to forestry	S	S	S	S	S
A031	Fishing	32	15,167	14,856	-	311
A032	Aquaculture	17	250,240	210,421	25,152	14,667
	V - Bicol Region	83	64,048	61,136	338	2,573
A011	Growing of non-perennial crops	15	6,455	5,839	338	278
A014	Animal production	48	51,862	49,999	-	1,863
A015	Support activities to agriculture and post-harvest crop activities	11	4,146	3,723	-	423
A024	Support services to forestry	S	S	S	S	S
A031	Fishing	6	544	544	-	-
A032	Aquaculture	S	S	S	S	S
	VI - Western Visayas	360	1,175,570	1,085,454	10,453	79,663
A011	Growing of non-perennial crops	192	779,259	724,376	9,353	45,530

Table 3.1 Number of Establishments and Compensation for Direct Labor by Type for Agriculture, Forestry and Fishing Establishments by Region and Industry Group: Philippines, 2018

(Values are in thousand PhP, except number of establishments. Details may not add-up to total due to rounding and/or statistical disclosure control.)

Continued

2009 PSIC Code	Region / Industry Description	Number of Establishments	Direct Labor			
			Total	Gross Salaries and Wages	Separation, Retirement/ Terminal Pay and Gratuities, etc.	Total Employer's Contribution to SSS/GSIS, ECC, etc.
		(1)	(2)	(3)	(4)	(5)
A012	Growing of perennial crops	12	19,490	17,025	-	2,465
A013	Plant propagation	S	S	S	S	S
A014	Animal production	97	151,089	140,869	13	10,207
A015	Support activities to agriculture and post-harvest crop activities	23	7,099	6,269	349	482
A024	Support services to forestry	S	S	S	S	S
A031	Fishing	22	174,355	156,460	85	17,811
A032	Aquaculture	11	38,834	35,877	452	2,505
	VII - Central Visayas	242	583,434	538,918	8,588	35,928
A011	Growing of non-perennial crops	71	236,537	216,711	7,455	12,371
A012	Growing of perennial crops	S	S	S	S	S
A013	Plant propagation	S	S	S	S	S
A014	Animal production	108	238,656	222,273	398	15,985
A015	Support activities to agriculture and post-harvest crop activities	13	31,579	29,399	65	2,114
A031	Fishing	18	10,873	10,585	-	288
A032	Aquaculture	25	52,857	47,976	625	4,256
	VIII - Eastern Visayas	126	140,432	133,258	1,339	5,835
A011	Growing of non-perennial crops	17	36,410	33,155	1,209	2,045
A012	Growing of perennial crops	6	15,072	14,054	-	1,018
A014	Animal production	78	72,391	70,104	16	2,271
A015	Support activities to agriculture and post-harvest crop activities	11	10,040	9,723	95	222
A021	Silviculture and other forestry activities	S	S	S	S	S
A031	Fishing	S	S	S	S	S
A032	Aquaculture	8	3,468	3,245	-	223
	IX - Zamboanga Peninsula	95	447,110	403,556	4,386	39,168
A012	Growing of perennial crops	13	162,908	144,229	3,598	15,080
A013	Plant propagation	S	S	S	S	S
A014	Animal production	41	69,340	65,281	542	3,517
A031	Fishing	38	212,029	191,504	177	20,348
A032	Aquaculture	S	S	S	S	S
	X - Northern Mindanao	336	2,183,306	1,991,748	33,843	157,715
A011	Growing of non-perennial crops	17	64,359	60,772	35	3,552
A012	Growing of perennial crops	31	1,585,558	1,441,708	23,503	120,347
A013	Plant propagation	S	S	S	S	S
A014	Animal production	173	286,902	262,951	4,883	19,068
A015	Support activities to agriculture and post-harvest crop activities	95	205,426	186,789	5,423	13,213
A021	Silviculture and other forestry activities	S	S	S	S	S
A031	Fishing	4	699	699	-	-
A032	Aquaculture	13	14,992	14,136	-	856
	XI - Davao Region	370	7,033,079	5,664,341	864,146	504,592

Table 3.1 Number of Establishments and Compensation for Direct Labor by Type for Agriculture, Forestry and Fishing Establishments by Region and Industry Group: Philippines, 2018

(Values are in thousand PhP, except number of establishments. Details may not add-up to total due to rounding and/or statistical disclosure control.)

Concluded

2009 PSIC Code	Region / Industry Description	Number of Establishments	Direct Labor			
			Total	Gross Salaries and Wages	Separation, Retirement/ Terminal Pay and Gratuities, etc.	Total Employer's Contribution to SSS/GSIS, ECC, etc.
		(1)	(2)	(3)	(4)	(5)
A011	Growing of non-perennial crops	8	114,212	109,489	3,088	1,635
A012	Growing of perennial crops	179	6,397,842	5,100,506	834,596	462,739
A013	Plant propagation	S	S	S	S	S
A014	Animal production	114	427,203	370,461	23,171	33,571
A015	Support activities to agriculture and post-harvest crop activities	44	46,884	40,752	2,225	3,908
A024	Support services to forestry	S	S	S	S	S
A031	Fishing	11	7,124	6,429	497	198
A032	Aquaculture	11	36,533	33,534	571	2,428
	XII - SOCCSKSARGEN	185	1,608,903	1,457,867	27,926	123,110
A011	Growing of non-perennial crops	8	54,804	51,001	3,277	526
A012	Growing of perennial crops	37	545,372	497,081	12,103	36,188
A013	Plant propagation	4	1,583	1,390	-	193
A014	Animal production	52	299,916	273,186	442	26,288
A015	Support activities to agriculture and post-harvest crop activities	42	39,514	38,263	-	1,251
A031	Fishing	30	451,422	399,364	9,969	42,088
A032	Aquaculture	11	216,292	197,582	2,135	16,575
	XIII - Caraga	58	178,878	160,996	6,525	11,357
A011	Growing of non-perennial crops	4	930	807	-	124
A012	Growing of perennial crops	20	130,653	117,043	5,705	7,905
A013	Plant propagation	3	2,264	2,146	-	118
A014	Animal production	8	28,084	25,883	328	1,873
A015	Support activities to agriculture and post-harvest crop activities	15	390	390	-	-
A021	Silviculture and other forestry activities	S	S	S	S	S
A022	Logging	S	S	S	S	S
A032	Aquaculture	5	315	-	315	-
	Autonomous Region in Muslim Mindanao	88	487,663	438,084	17,888	31,691
A011	Growing of non-perennial crops	36	4,879	4,879	-	-
A012	Growing of perennial crops	14	465,919	417,328	17,704	30,887
A014	Animal production	S	S	S	S	S
A015	Support activities to agriculture and post-harvest crop activities	S	S	S	S	S
A031	Fishing	19	12,702	12,157	-	546
A032	Aquaculture	11	1,350	1,350	-	-

Notes: "-" - zero value

S - suppressed

Source: Philippine Statistics Authority, 2018 Census of Philippine Business and Industry

Table 3.2 Number of Establishments and Compensation for Indirect Labor by Type for Agriculture, Forestry and Fishing Establishments by Region and Industry Group: Philippines, 2018*(Values are in thousand PhP, except number of establishments. Details may not add-up to total due to rounding and/or statistical disclosure control.)*

2009 PSIC Code	Region/ Industry Description	Number of Establishments	Indirect Labor			
			Total	Gross Salaries and Wages	Separation, Retirement/ Terminal Pay, Gratuities, etc.	Total Employer's Contribution to SSS/GSIS, ECC, etc.
		(1)	(2)	(3)	(4)	(5)
	Philippines	3,285	7,994,898	6,418,279	987,735	588,884
A011	Growing of non-perennial crops	500	809,311	651,343	109,921	48,048
A012	Growing of perennial crops	341	1,743,081	1,402,393	244,042	96,646
A013	Plant propagation	18	11,425	9,668	5	1,751
A014	Animal production	1,593	1,897,774	1,675,217	78,909	143,648
A015	Support activities to agriculture and post-harvest crop activities	413	2,503,765	1,775,060	503,898	224,806
A021	Silviculture and other forestry activities	7	7,540	6,826	5	709
A022	Logging	S	S	S	S	S
A024	Support services to forestry	S	S	S	S	S
A031	Fishing	223	820,847	719,936	40,476	60,434
A032	Aquaculture	183	195,561	172,602	10,432	12,527
	National Capital Region	57	2,875,521	2,091,544	530,307	253,670
A011	Growing of non-perennial crops	13	-	-	-	-
A014	Animal production	19	32,597	25,700	5,318	1,579
A015	Support activities to agriculture and post-harvest crop activities	7	2,377,392	1,657,722	501,475	218,195
A031	Fishing	10	461,102	404,167	23,312	33,623
A032	Aquaculture	8	4,430	3,955	202	273
	Cordillera Administrative Region	39	1,406	1,330	5	71
A011	Growing of non-perennial crops	7	-	-	-	-
A012	Growing of perennial crops	S	S	S	S	S
A014	Animal production	15	401	394	-	7
A015	Support activities to agriculture and post-harvest crop activities	15	-	-	-	-
A021	Silviculture and other forestry activities	S	S	S	S	S
	I - Ilocos Region	127	53,224	45,088	4,356	3,780
A011	Growing of non-perennial crops	18	16,553	11,434	4,004	1,115
A012	Growing of perennial crops	S	S	S	S	S
A014	Animal production	67	23,431	21,412	352	1,667
A015	Support activities to agriculture and post-harvest crop activities	14	10,547	9,723	-	824
A031	Fishing	S	S	S	S	S
A032	Aquaculture	14	2,302	2,132	-	170
	II - Cagayan Valley	68	23,140	21,257	-	1,884
A011	Growing of non-perennial crops	12	3,762	3,221	-	540
A013	Plant propagation	S	S	S	S	S
A014	Animal production	41	11,262	10,342	-	921
A015	Support activities to agriculture and post-harvest crop activities	12	5,797	5,574	-	223

Continued

Table 3.2 Number of Establishments and Compensation for Indirect Labor by Type for Agriculture, Forestry and Fishing Establishments by Region and Industry Group: Philippines, 2018

(Values are in thousand PhP, except number of establishments. Details may not add-up to total due to rounding and/or statistical disclosure control.)

Continued

2009 PSIC Code	Region/ Industry Description	Number of Establishments	Indirect Labor			
			Total	Gross Salaries and Wages	Separation, Retirement/ Terminal Pay, Gratuities, etc.	Total Employer's Contribution to SSS/GSIS, ECC, etc.
		(1)	(2)	(3)	(4)	(5)
A032	Aquaculture	S	S	S	S	S
	III - Central Luzon	586	1,001,182	881,993	73,309	45,880
A011	Growing of non-perennial crops	39	264,864	185,509	66,315	13,040
A012	Growing of perennial crops	6	204	192	-	12
A014	Animal production	465	689,254	652,884	5,571	30,799
A015	Support activities to agriculture and post-harvest crop activities	47	30,189	27,337	1,422	1,429
A021	Silviculture and other forestry activities	S	S	S	S	S
A022	Logging	S	S	S	S	S
A031	Fishing	3	345	324	-	21
A032	Aquaculture	24	14,794	14,380	-	413
	IVA – CALABARZON	366	719,496	623,776	55,988	39,731
A011	Growing of non-perennial crops	39	132,872	115,729	10,110	7,033
A012	Growing of perennial crops	S	S	S	S	S
A013	Plant propagation	S	S	S	S	S
A014	Animal production	250	541,272	473,120	37,787	30,365
A015	Support activities to agriculture and post-harvest crop activities	35	19,398	18,351	574	473
A031	Fishing	13	20,648	11,529	7,517	1,602
A032	Aquaculture	18	4,012	3,855	-	157
	MIMAROPA	97	85,360	72,631	5,915	6,814
A011	Growing of non-perennial crops	5	-	-	-	-
A012	Growing of perennial crops	5	35,225	27,293	5,340	2,591
A014	Animal production	15	3,791	3,157	-	634
A015	Support activities to agriculture and post-harvest crop activities	22	3,899	3,153	-	746
A021	Silviculture and other forestry activities	S	S	S	S	S
A024	Support services to forestry	S	S	S	S	S
A031	Fishing	32	96	96	-	-
A032	Aquaculture	17	40,069	36,796	575	2,698
	V - Bicol Region	83	14,471	12,487	179	1,805
A011	Growing of non-perennial crops	15	5,121	4,762	-	359
A014	Animal production	48	9,228	7,607	179	1,441
A015	Support activities to agriculture and post-harvest crop activities	11	-	-	-	-
A024	Support services to forestry	S	S	S	S	S
A031	Fishing	6	-	-	-	-
A032	Aquaculture	S	S	S	S	S
	VI - Western Visayas	360	263,956	231,888	9,378	22,690
A011	Growing of non-perennial crops	192	154,607	135,334	4,959	14,314

Table 3.2 Number of Establishments and Compensation for Indirect Labor by Type for Agriculture, Forestry and Fishing Establishments by Region and Industry Group: Philippines, 2018

(Values are in thousand PhP, except number of establishments. Details may not add-up to total due to rounding and/or statistical disclosure control.)

Continued

2009 PSIC Code	Region/ Industry Description	Number of Establishments	Indirect Labor			
			Total	Gross Salaries and Wages	Separation, Retirement/ Terminal Pay, Gratuities, etc.	Total Employer's Contribution to SSS/GSIS, ECC, etc.
		(1)	(2)	(3)	(4)	(5)
A012	Growing of perennial crops	12	2,609	2,396	-	213
A013	Plant propagation	S	S	S	S	S
A014	Animal production	97	51,203	46,658	506	4,039
A015	Support activities to agriculture and post-harvest crop activities	23	5,111	4,820	70	220
A024	Support services to forestry	S	S	S	S	S
A031	Fishing	22	27,715	23,344	2,216	2,155
A032	Aquaculture	11	18,480	15,337	1,597	1,545
	VII - Central Visayas	242	119,925	104,278	6,800	8,846
A011	Growing of non-perennial crops	71	41,983	32,394	5,068	4,521
A012	Growing of perennial crops	S	S	S	S	S
A013	Plant propagation	S	S	S	S	S
A014	Animal production	108	54,116	50,205	565	3,346
A015	Support activities to agriculture and post-harvest crop activities	13	3,349	3,245	14	89
A031	Fishing	18	2,343	2,191	-	152
A032	Aquaculture	25	15,056	13,749	788	519
	VIII - Eastern Visayas	126	11,763	9,887	984	893
A011	Growing of non-perennial crops	17	2,898	2,050	673	175
A012	Growing of perennial crops	6	1,500	1,114	285	101
A014	Animal production	78	5,980	5,420	26	535
A015	Support activities to agriculture and post-harvest crop activities	11	1,384	1,303	-	81
A021	Silviculture and other forestry activities	S	S	S	S	S
A031	Fishing	S	S	S	S	S
A032	Aquaculture	8	-	-	-	-
	IX - Zamboanga Peninsula	95	127,588	101,850	16,342	9,397
A012	Growing of perennial crops	13	27,630	16,144	10,835	650
A013	Plant propagation	S	S	S	S	S
A014	Animal production	41	33,601	25,852	4,890	2,859
A031	Fishing	38	64,740	58,676	278	5,786
A032	Aquaculture	S	S	S	S	S
	X - Northern Mindanao	336	649,054	556,970	56,740	35,344
A011	Growing of non-perennial crops	17	57,660	49,851	4,652	3,157
A012	Growing of perennial crops	31	500,434	423,068	49,798	27,569
A013	Plant propagation	S	S	S	S	S
A014	Animal production	173	65,829	60,588	2,007	3,234
A015	Support activities to agriculture and post-harvest crop activities	95	25,105	23,438	283	1,384
A021	Silviculture and other forestry activities	S	S	S	S	S
A031	Fishing	4	26	25	-	1
A032	Aquaculture	13	-	-	-	-

Table 3.2 Number of Establishments and Compensation for Indirect Labor by Type for Agriculture, Forestry and Fishing Establishments by Region and Industry Group: Philippines, 2018

(Values are in thousand PhP, except number of establishments. Details may not add-up to total due to rounding and/or statistical disclosure control.)

Concluded

2009 PSIC Code	Region/ Industry Description	Number of Establishments	Indirect Labor			
			Total	Gross Salaries and Wages	Separation, Retirement/ Terminal Pay, Gratuities, etc.	Total Employer's Contribution to SSS/GSIS, ECC, etc.
		(1)	(2)	(3)	(4)	(5)
	XI - Davao Region	370	1,207,791	957,758	180,903	69,130
A011	Growing of non-perennial crops	8	58,155	49,084	6,516	2,556
A012	Growing of perennial crops	179	923,877	725,018	151,049	47,810
A013	Plant propagation	S	S	S	S	S
A014	Animal production	114	181,965	146,656	20,208	15,102
A015	Support activities to agriculture and post-harvest crop activities	44	7,556	6,876	60	620
A024	Support services to forestry	S	S	S	S	S
A031	Fishing	11	5,925	5,478	-	447
A032	Aquaculture	11	30,251	24,611	3,054	2,586
	XII - SOCCSKSARGEN	185	696,153	591,018	27,022	78,113
A011	Growing of non-perennial crops	8	70,672	61,821	7,624	1,227
A012	Growing of perennial crops	37	125,437	110,308	6,868	8,261
A013	Plant propagation	4	6,101	5,145	-	956
A014	Animal production	52	190,042	141,723	1,501	46,818
A015	Support activities to agriculture and post-harvest crop activities	42	13,814	13,291	-	523
A031	Fishing	30	236,459	212,861	7,153	16,445
A032	Aquaculture	11	53,628	45,868	3,877	3,883
	XIII - Caraga	58	64,622	56,995	2,206	5,421
A011	Growing of non-perennial crops	4	80	70	-	10
A012	Growing of perennial crops	20	51,532	45,429	2,201	3,902
A013	Plant propagation	3	4,945	4,170	5	771
A014	Animal production	8	3,803	3,499	-	305
A015	Support activities to agriculture and post-harvest crop activities	15	225	225	-	-
A021	Silviculture and other forestry activities	S	S	S	S	S
A022	Logging	S	S	S	S	S
A032	Aquaculture	5	-	-	-	-
	Autonomous Region in Muslim Mindanao	88	80,245	57,529	17,300	5,415
A011	Growing of non-perennial crops	36	84	84	-	-
A012	Growing of perennial crops	14	70,261	47,744	17,300	5,217
A014	Animal production	S	S	S	S	S
A015	Support activities to agriculture and post-harvest crop activities	S	S	S	S	S
A031	Fishing	19	1,057	858	-	199
A032	Aquaculture	11	8,843	8,843	-	-

Notes: "-" - zero value

S - suppressed

Source: Philippine Statistics Authority, 2018 Census of Philippine Business and Industry

Table 4 Number of Establishments and Revenue by Type for Agriculture, Forestry and Fishing Establishments by Region and Industry Group: Philippines, 2018

(Values are in thousand PhP, except number of establishments. Details may not add-up to total due to rounding and/or statistical disclosure control.)

2009 PSIC Code	Region / Industry Description	Number of Establishments	Revenue			
			Total	Sale of Products and By- products	Agricultural, Forestry and Fishery Services Rendered	Revenue from Industrial Service Done for Others
		(1)	(2)	(3)	(4)	(5)
	Philippines	3,285	206,974,362	181,474,810	11,799,534	603,062
A011	Growing of non-perennial crops	500	16,500,592	15,495,285	158,350	14,214
A012	Growing of perennial crops	341	59,110,223	54,109,212	256,013	155,155
A013	Plant propagation	18	338,229	318,697	15,439	530
A014	Animal production	1,593	99,722,049	87,692,880	6,916,722	317,993
A015	Support activities to agriculture and post-harvest crop activities	413	6,479,379	1,753,561	4,054,165	52,371
A021	Silviculture and other forestry activities	7	96,916	86,537	857	-
A022	Logging	S	S	S	S	S
A024	Support services to forestry	S	S	S	S	S
A031	Fishing	223	16,031,276	13,565,752	325,488	3,777
A032	Aquaculture	183	8,632,190	8,423,589	72,499	44,893
	National Capital Region	57	11,005,835	5,925,963	1,408,737	12,536
A011	Growing of non-perennial crops	13	32,015	32,015	-	-
A014	Animal production	19	2,830,090	498,777	159,255	-
A015	Support activities to agriculture and post-harvest crop activities	7	1,277,731	-	955,138	12,536
A031	Fishing	10	6,744,460	5,274,141	294,345	-
A032	Aquaculture	8	121,541	121,030	-	-
	Cordillera Administrative Region	39	212,019	196,832	10,278	-
A011	Growing of non-perennial crops	7	24,363	24,363	-	-
A012	Growing of perennial crops	S	S	S	S	S
A014	Animal production	15	167,865	167,865	-	-
A015	Support activities to agriculture and post-harvest crop activities	15	9,350	35	9,315	-
A021	Silviculture and other forestry activities	S	S	S	S	S
	I - Ilocos Region	127	3,051,673	2,606,606	367,063	743
A011	Growing of non-perennial crops	18	223,252	214,908	901	743
A012	Growing of perennial crops	S	S	S	S	S
A014	Animal production	67	1,806,590	1,739,256	16,325	-
A015	Support activities to agriculture and post-harvest crop activities	14	343,706	-	340,241	-
A031	Fishing	S	S	S	S	S
A032	Aquaculture	14	659,909	635,857	7,964	-
	II - Cagayan Valley	68	2,543,269	1,859,436	135,102	1,743
A011	Growing of non-perennial crops	12	552,816	502,850	10,731	1,743
A013	Plant propagation	S	S	S	S	S
A014	Animal production	41	1,715,555	1,203,907	55,745	-
A015	Support activities to agriculture and post-harvest crop activities	12	99,635	5,947	68,626	-
A032	Aquaculture	S	S	S	S	S

Continued

Table 4 Number of Establishments and Revenue by Type for Agriculture, Forestry and Fishing Establishments by Region and Industry Group: Philippines, 2018

(Values are in thousand PhP, except number of establishments. Details may not add-up to total due to rounding and/or statistical disclosure control.)

Continued

2009 PSIC Code	Region / Industry Description	Number of Establishments	Revenue			
			Total	Sale of Products and By- products	Agricultural, Forestry and Fishery Services Rendered	Revenue from Industrial Service Done for Others
		(1)	(2)	(3)	(4)	(5)
III - Central Luzon		586	48,918,188	43,715,852	3,725,090	326,815
A011	Growing of non-perennial crops	39	5,223,867	5,061,775	1,006	-
A012	Growing of perennial crops	6	113,083	104,191	2,247	3,170
A014	Animal production	465	41,722,028	37,618,232	2,863,246	316,471
A015	Support activities to agriculture and post-harvest crop activities	47	1,152,027	232,022	853,421	7,174
A021	Silviculture and other forestry activities	S	S	S	S	S
A022	Logging	S	S	S	S	S
A031	Fishing	3	66,191	66,111	-	-
A032	Aquaculture	24	633,917	626,447	5,170	-
IVA - CALABARZON		366	22,706,150	20,259,610	1,982,036	80,678
A011	Growing of non-perennial crops	39	2,554,432	2,385,127	13,438	9,479
A012	Growing of perennial crops	S	S	S	S	S
A013	Plant propagation	S	S	S	S	S
A014	Animal production	250	19,228,710	17,519,066	1,498,493	119
A015	Support activities to agriculture and post-harvest crop activities	35	612,300	135,563	445,205	29,550
A031	Fishing	13	47,713	4,791	22,630	3
A032	Aquaculture	18	109,270	67,735	-	41,527
MIMAROPA		97	1,521,923	1,340,742	31,276	-
A011	Growing of non-perennial crops	5	60,713	59,537	822	-
A012	Growing of perennial crops	5	309,253	182,332	2,059	-
A014	Animal production	15	244,218	244,012	206	-
A015	Support activities to agriculture and post-harvest crop activities	22	53,797	30,180	22,951	-
A021	Silviculture and other forestry activities	S	S	S	S	S
A024	Support services to forestry	S	S	S	S	S
A031	Fishing	32	53,751	49,010	2,985	-
A032	Aquaculture	17	780,465	775,672	2,253	-
V - Bicol Region		83	794,907	642,673	116,104	2,342
A011	Growing of non-perennial crops	15	117,885	40,002	69,579	-
A014	Animal production	48	644,622	595,812	23,801	-
A015	Support activities to agriculture and post-harvest crop activities	11	13,489	5,103	5,996	2,342
A024	Support services to forestry	S	S	S	S	S
A031	Fishing	6	1,701	1,513	-	-
A032	Aquaculture	S	S	S	S	S
VI - Western Visayas		360	9,181,456	7,229,450	1,429,170	16,498
A011	Growing of non-perennial crops	192	3,088,845	2,801,298	24,205	585
A012	Growing of perennial crops	12	145,490	94,879	400	-
A013	Plant propagation	S	S	S	S	S

Table 4 Number of Establishments and Revenue by Type for Agriculture, Forestry and Fishing Establishments by Region and Industry Group: Philippines, 2018

(Values are in thousand PhP, except number of establishments. Details may not add-up to total due to rounding and/or statistical disclosure control.)

Continued

2009 PSIC Code	Region / Industry Description	Number of Establishments	Revenue			
			Total	Sale of Products and By- products	Agricultural, Forestry and Fishery Services Rendered	Revenue from Industrial Service Done for Others
		(1)	(2)	(3)	(4)	(5)
A014	Animal production	97	4,078,922	2,545,437	1,369,840	-
A015	Support activities to agriculture and post-harvest crop activities	23	98,727	58,860	31,065	769
A024	Support services to forestry	S	S	S	S	S
A031	Fishing	22	844,113	830,372	1,660	-
A032	Aquaculture	11	890,428	878,814	2,000	700
	VII - Central Visayas	242	5,686,432	5,164,800	244,785	5,259
A011	Growing of non-perennial crops	71	729,446	665,142	25,255	1,663
A012	Growing of perennial crops	S	S	S	S	S
A013	Plant propagation	S	S	S	S	S
A014	Animal production	108	3,444,999	3,270,436	122,463	-
A015	Support activities to agriculture and post-harvest crop activities	13	243,295	9,000	96,654	-
A031	Fishing	18	101,710	87,704	412	3,381
A032	Aquaculture	25	1,115,399	1,106,963	-	-
	VIII - Eastern Visayas	126	1,411,608	1,169,340	210,136	329
A011	Growing of non-perennial crops	17	326,876	316,413	-	-
A012	Growing of perennial crops	6	33,943	33,931	6	-
A014	Animal production	78	933,668	741,425	176,564	290
A015	Support activities to agriculture and post-harvest crop activities	11	79,601	42,013	33,048	-
A021	Silviculture and other forestry activities	S	S	S	S	S
A031	Fishing	S	S	S	S	S
A032	Aquaculture	8	31,762	30,018	500	-
	IX - Zamboanga Peninsula	95	4,279,333	4,007,215	147,760	3,019
A012	Growing of perennial crops	13	411,329	380,168	105	-
A013	Plant propagation	S	S	S	S	S
A014	Animal production	41	1,154,491	941,630	147,654	-
A031	Fishing	38	2,605,440	2,582,159	-	353
A032	Aquaculture	S	S	S	S	S
	X - Northern Mindanao	336	20,525,007	18,276,710	1,035,016	350
A011	Growing of non-perennial crops	17	698,218	667,311	12,413	-
A012	Growing of perennial crops	31	10,049,542	8,898,202	8,664	-
A013	Plant propagation	S	S	S	S	S
A014	Animal production	173	7,719,741	7,389,097	304,945	350
A015	Support activities to agriculture and post-harvest crop activities	95	1,610,226	898,453	693,350	-
A021	Silviculture and other forestry activities	S	S	S	S	S
A031	Fishing	4	2,685	2,685	-	-
A032	Aquaculture	13	314,745	314,101	644	-

Table 4 Number of Establishments and Revenue by Type for Agriculture, Forestry and Fishing Establishments by Region and Industry Group: Philippines, 2018

(Values are in thousand PhP, except number of establishments. Details may not add-up to total due to rounding and/or statistical disclosure control.)

Continued

2009 PSIC Code	Region / Industry Description	Number of Establishments	Revenue			
			Total	Sale of Products and By- products	Agricultural, Forestry and Fishery Services Rendered	Revenue from Industrial Service Done for Others
		(1)	(2)	(3)	(4)	(5)
XI - Davao						
		370	49,329,339	46,185,118	624,591	103,832
A011	Growing of non-perennial crops	8	1,374,778	1,269,037	-	-
A012	Growing of perennial crops	179	39,182,158	36,717,788	167,152	103,832
A013	Plant propagation	S	S	S	S	S
A014	Animal production	114	7,486,569	7,305,197	83,573	-
A015	Support activities to agriculture and post-harvest crop activities	44	568,912	200,161	356,963	-
A024	Support services to forestry	S	S	S	S	S
A031	Fishing	11	99,539	93,902	1,806	-
A032	Aquaculture	11	606,381	588,324	14,976	-
XII - SOCCSKSARGEN						
		185	22,351,435	19,628,012	286,797	46,255
A011	Growing of non-perennial crops	8	1,479,953	1,443,035	-	-
A012	Growing of perennial crops	37	5,986,388	4,957,598	72,985	46,255
A013	Plant propagation	4	124,682	124,255	270	-
A014	Animal production	52	6,155,640	5,536,919	91,311	-
A015	Support activities to agriculture and post-harvest crop activities	42	263,715	131,040	122,230	-
A031	Fishing	30	5,329,062	4,440,305	-	-
A032	Aquaculture	11	3,011,994	2,994,861	-	-
XIII - Caraga						
		58	1,548,031	1,430,913	45,592	2,662
A011	Growing of non-perennial crops	4	2,552	2,542	-	-
A012	Growing of perennial crops	20	978,627	921,055	18	1,899
A013	Plant propagation	3	35,723	35,518	49	-
A014	Animal production	8	388,106	375,576	3,300	764
A015	Support activities to agriculture and post-harvest crop activities	15	29,423	4,917	19,961	-
A021	Silviculture and other forestry activities	S	S	S	S	S
A022	Logging	S	S	S	S	S
A032	Aquaculture	5	48,021	25,732	22,264	-
Autonomous Region in Muslim Mindanao						
		88	1,907,759	1,835,538	-	-
A011	Growing of non-perennial crops	36	10,580	9,931	-	-
A012	Growing of perennial crops	14	1,691,142	1,642,760	-	-
A014	Animal production	S	S	S	S	S
A015	Support activities to agriculture and post-harvest crop activities	S	S	S	S	S
A031	Fishing	19	113,605	113,605	-	-
A032	Aquaculture	11	68,750	68,739	-	-

Table 4 Number of Establishments and Revenue by Type for Agriculture, Forestry and Fishing Establishments by Region and Industry Group: Philippines, 2018

(Values are in thousand PhP, except number of establishments. Details may not add-up to total due to rounding and/or statistical disclosure control.)

Continued

2009 PSIC Code	Region / Industry Description	Revenue				
		Revenue from Non-industrial Service Done for Others	Sale of Goods	Interest Income	Dividend Income	Commissions and Fees Earned
		(6)	(7)	(8)	(9)	(10)
	Philippines	3,049,073	3,735,338	433,578	18,592	47,435
A011	Growing of non-perennial crops	108,472	47,552	169,579	10,270	11,628
A012	Growing of perennial crops	191,828	168,397	132,846	689	1,448
A013	Plant propagation	260	98	-	-	-
A014	Animal production	555,166	3,413,166	107,968	2,485	3,992
A015	Support activities to agriculture and post-harvest crop activities	255,285	30,388	10,769	46	1,949
A021	Silviculture and other forestry activities	5,315	-	5	-	-
A022	Logging	S	S	S	S	S
A024	Support services to forestry	S	S	S	S	S
A031	Fishing	1,910,802	28,607	9,269	5,101	28,418
A032	Aquaculture	21,601	47,130	3,092	-	-
	National Capital Region	1,232,886	2,167,594	8,634	3,596	20,108
A011	Growing of non-perennial crops	-	-	-	-	-
A014	Animal production	3,906	2,167,594	295	-	-
A015	Support activities to agriculture and post-harvest crop activities	186,670	-	4	-	-
A031	Fishing	1,042,310	-	8,321	3,596	20,108
A032	Aquaculture	-	-	14	-	-
	Cordillera Administrative Region	-	-	212	-	-
A011	Growing of non-perennial crops	-	-	-	-	-
A012	Growing of perennial crops	S	S	S	S	S
A014	Animal production	-	-	-	-	-
A015	Support activities to agriculture and post-harvest crop activities	-	-	-	-	-
A021	Silviculture and other forestry activities	S	S	S	S	S
	I - Ilocos Region	4,528	63,673	2,391	-	-
A011	Growing of non-perennial crops	1,798	2,810	17	-	-
A012	Growing of perennial crops	S	S	S	S	S
A014	Animal production	2,731	43,770	1	-	-
A015	Support activities to agriculture and post-harvest crop activities	-	1,092	2,372	-	-
A031	Fishing	S	S	S	S	S
A032	Aquaculture	-	16,000	-	-	-
	II - Cagayan Valley	8,867	507,378	15,275	922	10,955
A011	Growing of non-perennial crops	392	7,467	15,263	922	10,955
A013	Plant propagation	S	S	S	S	S
A014	Animal production	3,386	452,504	13	-	-
A015	Support activities to agriculture and post-harvest crop activities	5,089	19,974	-	-	-
A032	Aquaculture	S	S	S	S	S

Table 4 Number of Establishments and Revenue by Type for Agriculture, Forestry and Fishing Establishments by Region and Industry Group: Philippines, 2018

(Values are in thousand PhP, except number of establishments. Details may not add-up to total due to rounding and/or statistical disclosure control.)

Continued

2009 PSIC Code	Region / Industry Description	Revenue				
		Revenue from Non-industrial Service Done for Others	Sale of Goods	Interest Income	Dividend Income	Commissions and Fees Earned
		(6)	(7)	(8)	(9)	(10)
	III - Central Luzon	285,628	489,994	58,080	52	593
A011	Growing of non-perennial crops	-	841	43,293	52	-
A012	Growing of perennial crops	1,187	1,200	15	-	-
A014	Animal production	279,203	485,055	12,309	-	464
A015	Support activities to agriculture and post-harvest crop activities	5,238	2,819	1,197	-	129
A021	Silviculture and other forestry activities	S	S	S	S	S
A022	Logging	S	S	S	S	S
A031	Fishing	-	78	1	-	-
A032	Aquaculture	-	-	1,264	-	-
	IVA - CALABARZON	110,809	13,904	95,199	507	1,794
A011	Growing of non-perennial crops	2,866	13,425	678	-	-
A012	Growing of perennial crops	S	S	S	S	S
A013	Plant propagation	S	S	S	S	S
A014	Animal production	88,175	460	90,480	473	35
A015	Support activities to agriculture and post-harvest crop activities	-	-	17	-	1,759
A031	Fishing	19,769	-	506	-	-
A032	Aquaculture	-	-	8	-	-
	MIMAROPA	688	422	319	-	29
A011	Growing of non-perennial crops	352	-	3	-	-
A012	Growing of perennial crops	-	97	20	-	-
A014	Animal production	-	-	-	-	-
A015	Support activities to agriculture and post-harvest crop activities	291	-	4	-	29
A021	Silviculture and other forestry activities	S	S	S	S	S
A024	Support services to forestry	S	S	S	S	S
A031	Fishing	45	-	-	-	-
A032	Aquaculture	-	325	254	-	-
	V - Bicol Region	5,082	16,206	2,382	93	26
A011	Growing of non-perennial crops	139	673	2,365	-	26
A014	Animal production	4,828	15,285	-	-	-
A015	Support activities to agriculture and post-harvest crop activities	21	9	17	-	-
A024	Support services to forestry	S	S	S	S	S
A031	Fishing	95	-	-	93	-
A032	Aquaculture	S	S	S	S	S
	VI - Western Visayas	87,328	169,242	109,942	8,925	647
A011	Growing of non-perennial crops	67,812	19,623	67,076	8,925	647
A012	Growing of perennial crops	-	2,500	42,436	-	-

Table 4 Number of Establishments and Revenue by Type for Agriculture, Forestry and Fishing Establishments by Region and Industry Group: Philippines, 2018

(Values are in thousand PhP, except number of establishments. Details may not add-up to total due to rounding and/or statistical disclosure control.)

Continued

2009 PSIC Code	Region / Industry Description	Revenue				
		Revenue from Non-industrial Service Done for Others	Sale of Goods	Interest Income	Dividend Income	Commissions and Fees Earned
		(6)	(7)	(8)	(9)	(10)
A013	Plant propagation	S	S	S	S	S
A014	Animal production	348	138,389	18	-	-
A015	Support activities to agriculture and post-harvest crop activities	6,767	1,226	16	-	-
A024	Support services to forestry	S	S	S	S	S
A031	Fishing	3,882	7,423	2	-	-
A032	Aquaculture	7,916	-	381	-	-
	VII - Central Visayas	33,217	60,338	4,220	371	300
A011	Growing of non-perennial crops	17,631	2,328	2,231	371	-
A012	Growing of perennial crops	S	S	S	S	S
A013	Plant propagation	S	S	S	S	S
A014	Animal production	5,882	45,131	1,086	-	-
A015	Support activities to agriculture and post-harvest crop activities	-	-	1	-	-
A031	Fishing	684	9,200	-	-	300
A032	Aquaculture	3,780	3,131	831	-	-
	VIII - Eastern Visayas	24,127	76	139	7	-
A011	Growing of non-perennial crops	3,324	-	27	-	-
A012	Growing of perennial crops	-	-	6	-	-
A014	Animal production	15,019	-	83	-	-
A015	Support activities to agriculture and post-harvest crop activities	4,522	-	18	-	-
A021	Silviculture and other forestry activities	S	S	S	S	S
A031	Fishing	S	S	S	S	S
A032	Aquaculture	1,244	-	-	-	-
	IX - Zamboanga Peninsula	78,117	4,135	4,026	-	-
A012	Growing of perennial crops	3,115	2,427	3,932	-	-
A013	Plant propagation	S	S	S	S	S
A014	Animal production	51,624	1,708	8	-	-
A031	Fishing	21,267	-	52	-	-
A032	Aquaculture	S	S	S	S	S
	X - Northern Mindanao	87,415	22,516	4,376	2,046	-
A011	Growing of non-perennial crops	14,039	-	1,870	-	-
A012	Growing of perennial crops	36,953	19,920	1,048	-	-
A013	Plant propagation	S	S	S	S	S
A014	Animal production	15,373	1,596	1,052	2,000	-
A015	Support activities to agriculture and post-harvest crop activities	15,735	1,000	405	46	-
A021	Silviculture and other forestry activities	S	S	S	S	S
A031	Fishing	-	-	-	-	-
A032	Aquaculture	-	-	-	-	-

Table 4 Number of Establishments and Revenue by Type for Agriculture, Forestry and Fishing Establishments by Region and Industry Group: Philippines, 2018

(Values are in thousand PhP, except number of establishments. Details may not add-up to total due to rounding and/or statistical disclosure control.)

Continued

2009 PSIC Code	Region / Industry Description	Revenue				
		Revenue from Non-industrial Service Done for Others	Sale of Goods	Interest Income	Dividend Income	Commissions and Fees Earned
		(6)	(7)	(8)	(9)	(10)
	XI - Davao Region	84,789	49,935	58,499	668	1,436
A011	Growing of non-perennial crops	121	-	474	-	-
A012	Growing of perennial crops	26,909	33,632	55,660	656	1,436
A013	Plant propagation	S	S	S	S	S
A014	Animal production	52,613	13,235	2,168	12	-
A015	Support activities to agriculture and post-harvest crop activities	5,065	-	160	-	-
A024	Support services to forestry	S	S	S	S	S
A031	Fishing	-	3,068	-	-	-
A032	Aquaculture	80	-	37	-	-
	XII - SOCCSKSARGEN	987,605	142,768	61,042	1,405	11,546
A011	Growing of non-perennial crops	-	39	36,281	-	-
A012	Growing of perennial crops	117,278	93,996	22,819	-	12
A013	Plant propagation	-	-	-	-	-
A014	Animal production	32,079	39,972	455	-	3,492
A015	Support activities to agriculture and post-harvest crop activities	9,046	-	835	-	32
A031	Fishing	822,733	8,761	382	1,405	8,010
A032	Aquaculture	6,470	-	270	-	-
	XIII - Caraga	568	26,822	2,227	-	-
A011	Growing of non-perennial crops	-	10	-	-	-
A012	Growing of perennial crops	568	14,078	2,132	-	-
A013	Plant propagation	-	-	-	-	-
A014	Animal production	-	8,467	-	-	-
A015	Support activities to agriculture and post-harvest crop activities	-	4,267	91	-	-
A021	Silviculture and other forestry activities	S	S	S	S	S
A022	Logging	S	S	S	S	S
A032	Aquaculture	-	-	-	-	-
	Autonomous Region in Muslim Mindanao	17,420	335	6,616	-	-
A011	Growing of non-perennial crops	-	335	-	-	-
A012	Growing of perennial crops	577	-	984	-	-
A014	Animal production	S	S	S	S	S
A015	Support activities to agriculture and post-harvest crop activities	S	S	S	S	S
A031	Fishing	-	-	-	-	-
A032	Aquaculture	-	-	-	-	-

Table 4 Number of Establishments and Revenue by Type for Agriculture, Forestry and Fishing Establishments by Region and Industry
Group: Philippines, 2018

(Values are in thousand PhP, except number of establishments. Details may not add-up to total due to rounding and/or statistical disclosure control.)

Continued

2009 PSIC Code	Region / Industry Description	Revenue			
		Royalty Income	Franchise Income	Delivery Charges Separately Invoiced to Customers	Other Income
		(11)	(12)	(13)	(14)
	Philippines	114,361	2,619	96,918	5,599,042
A011	Growing of non-perennial crops	24,300	-	1,526	459,415
A012	Growing of perennial crops	89,560	-	-	4,005,074
A013	Plant propagation	-	-	359	2,846
A014	Animal production	500	19	93,754	617,403
A015	Support activities to agriculture and post-harvest crop activities	-	2,587	144	318,114
A021	Silviculture and other forestry activities	-	-	-	4,201
A022	Logging	S	S	S	S
A024	Support services to forestry	-	-	-	19,687
A031	Fishing	-	13	38	154,010
A032	Aquaculture	-	-	1,096	18,290
	National Capital Region	-	-	-	225,781
A011	Growing of non-perennial crops	-	-	-	-
A014	Animal production	-	-	-	262
A015	Support activities to agriculture and post-harvest crop activities	-	-	-	123,383
A031	Fishing	-	-	-	101,639
A032	Aquaculture	-	-	-	497
	Cordillera Administrative Region	-	-	-	4,697
A011	Growing of non-perennial crops	-	-	-	-
A012	Growing of perennial crops	S	S	S	S
A014	Animal production	-	-	-	-
A015	Support activities to agriculture and post-harvest crop activities	-	-	-	-
A021	Silviculture and other forestry activities	S	S	S	S
	I - Ilocos Region	587	-	598	5,483
A011	Growing of non-perennial crops	587	-	598	889
A012	Growing of perennial crops	S	S	S	S
A014	Animal production	-	-	-	4,507
A015	Support activities to agriculture and post-harvest crop activities	-	-	-	-
A031	Fishing	S	S	S	S
A032	Aquaculture	-	-	-	87
	II - Cagayan Valley	1,421	-	2,024	145
A011	Growing of non-perennial crops	1,421	-	929	145
A013	Plant propagation	S	S	S	S
A014	Animal production	-	-	-	-
A015	Support activities to agriculture and post-harvest crop activities	-	-	-	-
A032	Aquaculture	S	S	S	S

Table 4 Number of Establishments and Revenue by Type for Agriculture, Forestry and Fishing Establishments by Region and Industry Group: Philippines, 2018

(Values are in thousand PhP, except number of establishments. Details may not add-up to total due to rounding and/or statistical disclosure control.)

Continued

2009 PSIC Code	Region / Industry Description	Revenue			
		Royalty Income	Franchise Income	Delivery Charges Separately Invoiced to Customers	Other Income
		(11)	(12)	(13)	(14)
	III - Central Luzon	22,293	2,587	92,654	198,550
A011	Growing of non-perennial crops	22,293	-	-	94,608
A012	Growing of perennial crops	-	-	-	1,072
A014	Animal production	-	-	92,509	54,538
A015	Support activities to agriculture and post-harvest crop activities	-	2,587	144	47,296
A021	Silviculture and other forestry activities	S	S	S	S
A022	Logging	S	S	S	S
A031	Fishing	-	-	-	-
A032	Aquaculture	-	-	-	1,037
	IVA - CALABARZON	-	19	-	161,594
A011	Growing of non-perennial crops	-	-	-	129,418
A012	Growing of perennial crops	S	S	S	S
A013	Plant propagation	S	S	S	S
A014	Animal production	-	19	-	31,389
A015	Support activities to agriculture and post-harvest crop activities	-	-	-	207
A031	Fishing	-	-	-	15
A032	Aquaculture	-	-	-	-
	MIMAROPA	-	-	-	148,447
A011	Growing of non-perennial crops	-	-	-	-
A012	Growing of perennial crops	-	-	-	124,745
A014	Animal production	-	-	-	-
A015	Support activities to agriculture and post-harvest crop activities	-	-	-	342
A021	Silviculture and other forestry activities	S	S	S	S
A024	Support services to forestry	S	S	S	S
A031	Fishing	-	-	-	1,711
A032	Aquaculture	-	-	-	1,961
	V - Bicol Region	-	-	-	9,999
A011	Growing of non-perennial crops	-	-	-	5,101
A014	Animal production	-	-	-	4,897
A015	Support activities to agriculture and post-harvest crop activities	-	-	-	-
A024	Support services to forestry	S	S	S	S
A031	Fishing	-	-	-	-
A032	Aquaculture	S	S	S	S
	VI - Western Visayas	-	-	-	130,254
A011	Growing of non-perennial crops	-	-	-	98,675
A012	Growing of perennial crops	-	-	-	5,275

Table 4 Number of Establishments and Revenue by Type for Agriculture, Forestry and Fishing Establishments by Region and Industry Group: Philippines, 2018

(Values are in thousand PhP, except number of establishments. Details may not add-up to total due to rounding and/or statistical disclosure control.)

Continued

2009 PSIC Code	Region / Industry Description	Revenue			
		Royalty Income	Franchise Income	Delivery Charges Separately Invoiced to Customers	Other Income
		(11)	(12)	(13)	(14)
A013	Plant propagation	S	S	S	S
A014	Animal production	-	-	-	24,890
A015	Support activities to agriculture and post-harvest crop activities	-	-	-	24
A024	Support services to forestry	S	S	S	S
A031	Fishing	-	-	-	775
A032	Aquaculture	-	-	-	617
	VII - Central Visayas	-	-	75	173,068
A011	Growing of non-perennial crops	-	-	-	14,825
A012	Growing of perennial crops	S	S	S	S
A013	Plant propagation	S	S	S	S
A014	Animal production	-	-	-	-
A015	Support activities to agriculture and post-harvest crop activities	-	-	-	137,639
A031	Fishing	-	-	30	-
A032	Aquaculture	-	-	-	694
	VIII - Eastern Visayas	-	13	185	7,256
A011	Growing of non-perennial crops	-	-	-	7,111
A012	Growing of perennial crops	-	-	-	-
A014	Animal production	-	-	177	111
A015	Support activities to agriculture and post-harvest crop activities	-	-	-	-
A021	Silviculture and other forestry activities	S	S	S	S
A031	Fishing	S	S	S	S
A032	Aquaculture	-	-	-	-
	IX - Zamboanga Peninsula	-	-	-	35,061
A012	Growing of perennial crops	-	-	-	21,582
A013	Plant propagation	S	S	S	S
A014	Animal production	-	-	-	11,866
A031	Fishing	-	-	-	1,609
A032	Aquaculture	S	S	S	S
	X - Northern Mindanao	500	-	1,068	1,095,010
A011	Growing of non-perennial crops	-	-	-	2,585
A012	Growing of perennial crops	-	-	-	1,084,755
A013	Plant propagation	S	S	S	S
A014	Animal production	500	-	1,068	3,760
A015	Support activities to agriculture and post-harvest crop activities	-	-	-	1,237
A021	Silviculture and other forestry activities	S	S	S	S
A031	Fishing	-	-	-	-
A032	Aquaculture	-	-	-	-

Table 4 Number of Establishments and Revenue by Type for Agriculture, Forestry and Fishing Establishments by Region and Industry Group: Philippines, 2018

(Values are in thousand PhP, except number of establishments. Details may not add-up to total due to rounding and/or statistical disclosure control.)

Concluded

2009 PSIC Code	Region / Industry Description	Revenue			
		Royalty Income	Franchise Income	Delivery Charges Separately Invoiced to Customers	Other Income
		(11)	(12)	(13)	(14)
	XI - Davao Region	60,978	-	-	2,159,494
A011	Growing of non-perennial crops	-	-	-	105,146
A012	Growing of perennial crops	60,978	-	-	2,014,113
A013	Plant propagation	S	S	S	S
A014	Animal production	-	-	-	29,771
A015	Support activities to agriculture and post-harvest crop activities	-	-	-	6,563
A024	Support services to forestry	S	S	S	S
A031	Fishing	-	-	-	763
A032	Aquaculture	-	-	-	2,964
	XII - SOCCSKSARGEN	27,855	-	157	1,157,993
A011	Growing of non-perennial crops	-	-	-	598
A012	Growing of perennial crops	27,855	-	-	647,591
A013	Plant propagation	-	-	157	-
A014	Animal production	-	-	-	451,412
A015	Support activities to agriculture and post-harvest crop activities	-	-	-	533
A031	Fishing	-	-	-	47,467
A032	Aquaculture	-	-	-	10,393
	XIII - Caraga	727	-	157	38,362
A011	Growing of non-perennial crops	-	-	-	-
A012	Growing of perennial crops	727	-	-	38,150
A013	Plant propagation	-	-	157	-
A014	Animal production	-	-	-	-
A015	Support activities to agriculture and post-harvest crop activities	-	-	-	186
A021	Silviculture and other forestry activities	S	S	S	S
A022	Logging	S	S	S	S
A032	Aquaculture	-	-	-	26
	Autonomous Region in Muslim Mindanao	-	-	-	47,850
A011	Growing of non-perennial crops	-	-	-	314
A012	Growing of perennial crops	-	-	-	46,821
A014	Animal production	S	S	S	S
A015	Support activities to agriculture and post-harvest crop activities	S	S	S	S
A031	Fishing	-	-	-	-
A032	Aquaculture	-	-	-	11

Notes: "-" - zero value

S - suppressed

Source: Philippine Statistics Authority, 2018 Census of Philippine Business and Industry

Table 4.1 Number of Establishments and Sale of Products and By-products by Mode of Sale for Agriculture, Forestry and Fishing Establishments by Region and Industry Group: Philippines, 2018*(Values are in thousand PhP, except number of establishments. Details may not add-up to total due to rounding and/or statistical disclosure control.)*

2009 PSIC Code	Region / Industry Description	Number of Establish- ments	Sale of Products and By-Products				
			Total	Sales to Domestic Market	Interplant Transfers	Direct Exports	Sales to Exporters
		(1)	(2)	(3)	(4)	(5)	(6)
	Philippines	3,285	181,474,810	125,088,808	3,906,847	43,399,808	9,079,348
A011	Growing of non-perennial crops	500	15,495,285	14,970,957	11,602	360,170	152,557
A012	Growing of perennial crops	341	54,109,212	6,446,841	46,098	40,780,979	6,835,294
A013	Plant propagation	18	318,697	317,397	180	-	1,120
A014	Animal production	1,593	87,692,880	84,225,334	3,454,734	12,811	-
A015	Support activities to agriculture and post-harvest crop activities	413	1,753,561	1,750,181	3,380	-	-
A021	Silviculture and other forestry activities	7	86,537	42,941	43,596	-	-
A022	Logging	S	S	S	S	S	S
A024	Support services to forestry	S	S	S	S	S	S
A031	Fishing	223	13,565,752	10,129,061	-	1,425,982	2,010,679
A032	Aquaculture	183	8,423,589	7,176,799	347,226	819,866	79,698
	National Capital Region	57	5,925,963	3,961,499	-	415,745	1,548,719
A011	Growing of non-perennial crops	13	32,015	32,015	-	-	-
A014	Animal production	19	498,777	485,966	-	12,811	-
A015	Support activities to agriculture and post-harvest crop activities	7	-	-	-	-	-
A031	Fishing	10	5,274,141	3,354,860	-	402,934	1,516,347
A032	Aquaculture	8	121,030	88,657	-	-	32,372
	Cordillera Administrative Region	39	196,832	196,832	-	-	-
A011	Growing of non-perennial crops	7	24,363	24,363	-	-	-
A012	Growing of perennial crops	S	S	S	S	S	S
A014	Animal production	15	167,865	167,865	-	-	-
A015	Support activities to agriculture and post-harvest crop activities	15	35	35	-	-	-
A021	Silviculture and other forestry activities	S	S	S	S	S	S
	I - Ilocos Region	127	2,606,606	2,600,262	-	-	6,345
A011	Growing of non-perennial crops	18	214,908	214,908	-	-	-
A012	Growing of perennial crops	S	S	S	S	S	S
A014	Animal production	67	1,739,256	1,739,256	-	-	-
A015	Support activities to agriculture and post-harvest crop activities	14	-	-	-	-	-
A031	Fishing	S	S	S	S	S	S
A032	Aquaculture	14	635,857	629,513	-	-	6,345
	II - Cagayan Valley	68	1,859,436	1,783,780	-	-	75,656
A011	Growing of non-perennial crops	12	502,850	427,194	-	-	75,656
A013	Plant propagation	S	S	S	S	S	S
A014	Animal production	41	1,203,907	1,203,907	-	-	-
A015	Support activities to agriculture and post-harvest crop activities	12	5,947	5,947	-	-	-
A032	Aquaculture	S	S	S	S	S	S

Continued

Table 4.1 Number of Establishments and Sale of Products and By-products by Mode of Sale for Agriculture, Forestry and Fishing Establishments by Region and Industry Group: Philippines, 2018

(Values are in thousand PhP, except number of establishments. Details may not add-up to total due to rounding and/or statistical disclosure control.)

Continued

2009 PSIC Code	Region / Industry Description	Number of Establish- ments	Sale of Products and By-Products				
			Total	Sales to Domestic Market	Interplant Transfers	Direct Exports	Sales to Exporters
		(1)	(2)	(3)	(4)	(5)	(6)
	III - Central Luzon	586	43,715,852	42,303,266	1,235,169	159,232	18,185
A011	Growing of non-perennial crops	39	5,061,775	4,884,357	-	159,232	18,185
A012	Growing of perennial crops	6	104,191	103,467	724	-	-
A014	Animal production	465	37,618,232	36,383,787	1,234,445	-	-
A015	Support activities to agriculture and post-harvest crop activities	47	232,022	232,022	-	-	-
A021	Silviculture and other forestry activities	S	S	S	S	S	S
A022	Logging	S	S	S	S	S	S
A031	Fishing	3	66,111	66,111	-	-	-
A032	Aquaculture	24	626,447	626,447	-	-	-
	IVA - CALABARZON	366	20,259,610	19,667,284	379,427	186,631	26,268
A011	Growing of non-perennial crops	39	2,385,127	2,167,110	5,119	186,631	26,268
A012	Growing of perennial crops	S	S	S	S	S	S
A013	Plant propagation	S	S	S	S	S	S
A014	Animal production	250	17,519,066	17,188,786	330,280	-	-
A015	Support activities to agriculture and post-harvest crop activities	35	135,563	135,563	-	-	-
A031	Fishing	13	4,791	4,791	-	-	-
A032	Aquaculture	18	67,735	23,707	44,028	-	-
	MIMAROPA	97	1,340,742	851,490	261,605	227,647	-
A011	Growing of non-perennial crops	5	59,537	59,537	-	-	-
A012	Growing of perennial crops	5	182,332	182,332	-	-	-
A014	Animal production	15	244,012	244,012	-	-	-
A015	Support activities to agriculture and post-harvest crop activities	22	30,180	30,180	-	-	-
A021	Silviculture and other forestry activities	S	S	S	S	S	S
A024	Support services to forestry	S	S	S	S	S	S
A031	Fishing	32	49,010	49,010	-	-	-
A032	Aquaculture	17	775,672	286,420	261,605	227,647	-
	V - Bicol	83	642,673	639,293	3,380	-	-
A011	Growing of non-perennial crops	15	40,002	40,002	-	-	-
A014	Animal production	48	595,812	595,812	-	-	-
A015	Support activities to agriculture and post-harvest crop activities	11	5,103	1,723	3,380	-	-
A024	Support services to forestry	S	S	S	S	S	S
A031	Fishing	6	1,513	1,513	-	-	-
A032	Aquaculture	S	S	S	S	S	S
	VI - Western Visayas	360	7,229,450	6,737,113	6,663	484,866	808
A011	Growing of non-perennial crops	192	2,801,298	2,794,007	6,483	-	808
A012	Growing of perennial crops	12	94,879	94,879	-	-	-
A013	Plant propagation	S	S	S	S	S	S
A014	Animal production	97	2,545,437	2,545,437	-	-	-

Table 4.1 Number of Establishments and Sale of Products and By-products by Mode of Sale for Agriculture, Forestry and Fishing Establishments by Region and Industry Group: Philippines, 2018

(Values are in thousand PhP, except number of establishments. Details may not add-up to total due to rounding and/or statistical disclosure control.)

Continued

2009 PSIC Code	Region / Industry Description	Number of Establish- ments	Sale of Products and By-Products				
			Total	Sales to Domestic Market	Interplant Transfers	Direct Exports	Sales to Exporters
		(1)	(2)	(3)	(4)	(5)	(6)
A015	Support activities to agriculture and post-harvest crop activities	23	58,860	58,860	-	-	-
A024	Support services to forestry	S	S	S	S	S	S
A031	Fishing	22	830,372	830,372	-	-	-
A032	Aquaculture	11	878,814	393,948	-	484,866	-
	VII - Central Visayas	242	5,164,800	4,158,065	965,755	-	40,981
A011	Growing of non-perennial crops	71	665,142	665,142	-	-	-
A012	Growing of perennial crops	S	S	S	S	S	S
A013	Plant propagation	S	S	S	S	S	S
A014	Animal production	108	3,270,436	2,346,304	924,132	-	-
A015	Support activities to agriculture and post-harvest crop activities	13	9,000	9,000	-	-	-
A031	Fishing	18	87,704	87,674	-	-	-
A032	Aquaculture	25	1,106,963	1,024,390	41,593	-	40,981
	VIII - Eastern Visayas	126	1,169,340	1,143,731	-	21,239	4,370
A011	Growing of non-perennial crops	17	316,413	306,661	-	5,382	4,370
A012	Growing of perennial crops	6	33,931	18,114	-	15,817	-
A014	Animal production	78	741,425	741,425	-	-	-
A015	Support activities to agriculture and post-harvest crop activities	11	42,013	42,013	-	-	-
A021	Silviculture and other forestry activities	S	S	S	S	S	S
A031	Fishing	S	S	S	S	S	S
A032	Aquaculture	8	30,018	30,018	-	-	-
	IX - Zamboanga Peninsula	95	4,007,215	3,736,635	-	270,580	-
A012	Growing of perennial crops	13	380,168	380,168	-	-	-
A013	Plant propagation	S	S	S	S	S	S
A014	Animal production	41	941,630	941,630	-	-	-
A031	Fishing	38	2,582,159	2,311,579	-	270,580	-
A032	Aquaculture	S	S	S	S	S	S
	X - Northern Mindanao	336	18,276,710	8,626,719	965,877	7,634,420	1,049,694
A011	Growing of non-perennial crops	17	667,311	667,311	-	-	-
A012	Growing of perennial crops	31	8,898,202	214,089	-	7,634,420	1,049,694
A013	Plant propagation	S	S	S	S	S	S
A014	Animal production	173	7,389,097	6,423,220	965,877	-	-
A015	Support activities to agriculture and post-harvest crop activities	95	898,453	898,453	-	-	-
A021	Silviculture and other forestry activities	S	S	S	S	S	S
A031	Fishing	4	2,685	2,685	-	-	-
A032	Aquaculture	13	314,101	314,101	-	-	-
	XI - Davao	370	46,185,118	12,474,265	-	28,805,306	4,905,546
A011	Growing of non-perennial crops	8	1,269,037	1,238,736	-	8,925	21,376
A012	Growing of perennial crops	179	36,717,788	3,038,357	-	28,796,381	4,883,050

Table 4.1 Number of Establishments and Sale of Products and By-products by Mode of Sale for Agriculture, Forestry and Fishing Establishments by Region and Industry Group: Philippines, 2018

(Values are in thousand PhP, except number of establishments. Details may not add-up to total due to rounding and/or statistical disclosure control.)

Concluded

2009 PSIC Code	Region / Industry Description	Number of Establishments	Sale of Products and By-Products				
			Total	Sales to Domestic Market	Interplant Transfers	Direct Exports	Sales to Exporters
		(1)	(2)	(3)	(4)	(5)	(6)
A013	Plant propagation	S	S	S	S	S	S
A014	Animal production	114	7,305,197	7,305,197	-	-	-
A015	Support activities to agriculture and post-harvest crop activities	44	200,161	200,161	-	-	-
A024	Support services to forestry	S	S	S	S	S	S
A031	Fishing	11	93,902	93,902	-	-	-
A032	Aquaculture	11	588,324	588,324	-	-	-
XII - SOCCSKSARGEN		185	19,628,012	14,509,276	45,374	3,670,587	1,402,775
A011	Growing of non-perennial crops	8	1,443,035	1,437,142	-	-	5,893
A012	Growing of perennial crops	37	4,957,598	1,198,869	45,374	2,810,806	902,549
A013	Plant propagation	4	124,255	124,255	-	-	-
A014	Animal production	52	5,536,919	5,536,919	-	-	-
A015	Support activities to agriculture and post-harvest crop activities	42	131,040	131,040	-	-	-
A031	Fishing	30	4,440,305	3,193,544	-	752,428	494,332
A032	Aquaculture	11	2,994,861	2,887,508	-	107,353	-
XIII - Caraga		58	1,430,913	1,233,998	43,596	153,319	-
A011	Growing of non-perennial crops	4	2,542	2,542	-	-	-
A012	Growing of perennial crops	20	921,055	767,736	-	153,319	-
A013	Plant propagation	3	35,518	35,518	-	-	-
A014	Animal production	8	375,576	375,576	-	-	-
A015	Support activities to agriculture and post-harvest crop activities	15	4,917	4,917	-	-	-
A021	Silviculture and other forestry activities	S	S	S	S	S	S
A022	Logging	S	S	S	S	S	S
A032	Aquaculture	5	25,732	25,732	-	-	-
Autonomous Region in Muslim Mindanao		88	1,835,538	465,301	-	1,370,237	-
A011	Growing of non-perennial crops	36	9,931	9,931	-	-	-
A012	Growing of perennial crops	14	1,642,760	272,523	-	1,370,237	-
A014	Animal production	S	S	S	S	S	S
A015	Support activities to agriculture and post-harvest crop activities	S	S	S	S	S	S
A031	Fishing	19	113,605	113,605	-	-	-
A032	Aquaculture	11	68,739	68,739	-	-	-

Notes: "-" - zero value

S - suppressed

Source: Philippine Statistics Authority, 2018 Census of Philippine Business and Industry

Table 4.2 Number of Establishments and Revenue from Industrial Services Done for Others by Type for Agriculture, Forestry and Fishing Establishments by Region and Industry Group: Philippines, 2018

(Values are in thousand PhP, except number of establishments. Details may not add-up to total due to rounding and/or statistical disclosure control.)

2009 PSIC Code	Region / Industry Description	Number of Establishments	Income from Industrial Service Done for Others		
			Total	Contract and Commission Work	Industrial Repair, Maintenance and Installation Work
		(1)	(2)	(3)	(4)
	Philippines	3,285	603,062	598,431	4,631
A011	Growing of non-perennial crops	500	14,214	13,238	975
A012	Growing of perennial crops	341	155,155	155,155	-
A013	Plant propagation	18	530	215	315
A014	Animal production	1,593	317,993	316,821	1,172
A015	Support activities to agriculture and post-harvest crop activities	413	52,371	51,575	795
A021	Silviculture and other forestry activities	7	-	-	-
A022	Logging	S	S	S	S
A024	Support services to forestry	S	S	S	S
A031	Fishing	223	3,777	3,103	673
A032	Aquaculture	183	44,893	44,193	700
	National Capital Region	57	12,536	12,536	-
A011	Growing of non-perennial crops	13	-	-	-
A014	Animal production	19	-	-	-
A015	Support activities to agriculture and post-harvest crop activities	7	12,536	12,536	-
A031	Fishing	10	-	-	-
A032	Aquaculture	8	-	-	-
	Cordillera Administrative Region	39	-	-	-
A011	Growing of non-perennial crops	7	-	-	-
A012	Growing of perennial crops	S	S	S	S
A014	Animal production	15	-	-	-
A015	Support activities to agriculture and post-harvest crop activities	15	-	-	-
A021	Silviculture and other forestry activities	S	S	S	S
	I - Ilocos	127	743	743	-
A011	Growing of non-perennial crops	18	743	743	-
A012	Growing of perennial crops	S	S	S	S
A014	Animal production	67	-	-	-
A015	Support activities to agriculture and post-harvest crop activities	14	-	-	-
A031	Fishing	S	S	S	S
A032	Aquaculture	14	-	-	-
	II - Cagayan Valley	68	1,743	1,743	-
A011	Growing of non-perennial crops	12	1,743	1,743	-
A013	Plant propagation	S	S	S	S
A014	Animal production	41	-	-	-
A015	Support activities to agriculture and post-harvest crop activities	12	-	-	-
A032	Aquaculture	S	S	S	S

Continued

Table 4.2 Number of Establishments and Revenue from Industrial Services Done for Others by Type for Agriculture, Forestry and Fishing Establishments by Region and Industry Group: Philippines, 2018

(Values are in thousand PhP, except number of establishments. Details may not add-up to total due to rounding and/or statistical disclosure control.)

Continued

2009 PSIC Code	Region / Industry Description	Number of Establishments	Income from Industrial Service Done for Others		
			Total	Contract and Commission Work	Industrial Repair, Maintenance and Installation Work
		(1)	(2)	(3)	(4)
	III - Central Luzon	586	326,815	326,815	-
A011	Growing of non-perennial crops	39	-	-	-
A012	Growing of perennial crops	6	3,170	3,170	-
A014	Animal production	465	316,471	316,471	-
A015	Support activities to agriculture and post-harvest crop activities	47	7,174	7,174	-
A021	Silviculture and other forestry activities	S	S	S	S
A022	Logging	S	S	S	S
A031	Fishing	3	-	-	-
A032	Aquaculture	24	-	-	-
	IVA - CALABARZON	366	80,678	80,533	145
A011	Growing of non-perennial crops	39	9,479	9,479	-
A012	Growing of perennial crops	S	S	S	S
A013	Plant propagation	S	S	S	S
A014	Animal production	250	119	-	119
A015	Support activities to agriculture and post-harvest crop activities	35	29,550	29,524	26
A031	Fishing	13	3	3	-
A032	Aquaculture	18	41,527	41,527	-
	MIMAROPA	97	-	-	-
A011	Growing of non-perennial crops	5	-	-	-
A012	Growing of perennial crops	5	-	-	-
A014	Animal production	15	-	-	-
A015	Support activities to agriculture and post-harvest crop activities	22	-	-	-
A021	Silviculture and other forestry activities	S	S	S	S
A024	Support services to forestry	S	S	S	S
A031	Fishing	32	-	-	-
A032	Aquaculture	17	-	-	-
	V - Bicol	83	2,342	2,342	-
A011	Growing of non-perennial crops	15	-	-	-
A014	Animal production	48	-	-	-
A015	Support activities to agriculture and post-harvest crop activities	11	2,342	2,342	-
A024	Support services to forestry	S	S	S	S
A031	Fishing	6	-	-	-
A032	Aquaculture	S	S	S	S
	VI - Western Visayas	360	16,498	14,129	2,369
A011	Growing of non-perennial crops	192	585	-	585
A012	Growing of perennial crops	12	-	-	-
A013	Plant propagation	S	S	S	S

Table 4.2 Number of Establishments and Revenue from Industrial Services Done for Others by Type for Agriculture, Forestry and Fishing Establishments by Region and Industry Group: Philippines, 2018

(Values are in thousand PhP, except number of establishments. Details may not add-up to total due to rounding and/or statistical disclosure control.)

Continued

2009 PSIC Code	Region / Industry Description	Number of Establishments	Income from Industrial Service Done for Others		
			Total	Contract and Commission Work	Industrial Repair, Maintenance and Installation Work
		(1)	(2)	(3)	(4)
A014	Animal production	97	-	-	-
A015	Support activities to agriculture and post-harvest crop activities	23	769	-	769
A024	Support services to forestry	S	S	S	S
A031	Fishing	22	-	-	-
A032	Aquaculture	11	700	-	700
	VII - Central Visayas	242	5,259	4,560	699
A011	Growing of non-perennial crops	71	1,663	1,272	391
A012	Growing of perennial crops	S	S	S	S
A013	Plant propagation	S	S	S	S
A014	Animal production	108	-	-	-
A015	Support activities to agriculture and post-harvest crop activities	13	-	-	-
A031	Fishing	18	3,381	3,073	308
A032	Aquaculture	25	-	-	-
	VIII - Eastern Visayas	126	329	27	302
A011	Growing of non-perennial crops	17	-	-	-
A012	Growing of perennial crops	6	-	-	-
A014	Animal production	78	290	-	290
A015	Support activities to agriculture and post-harvest crop activities	11	-	-	-
A021	Silviculture and other forestry activities	S	S	S	S
A031	Fishing	S	S	S	S
A032	Aquaculture	8	-	-	-
	IX - Zamboanga Peninsula	95	3,019	2,666	353
A012	Growing of perennial crops	13	-	-	-
A013	Plant propagation	S	S	S	S
A014	Animal production	41	-	-	-
A031	Fishing	38	353	-	353
A032	Aquaculture	S	S	S	S
	X - Northern Mindanao	336	350	350	-
A011	Growing of non-perennial crops	17	-	-	-
A012	Growing of perennial crops	31	-	-	-
A013	Plant propagation	S	S	S	S
A014	Animal production	173	350	350	-
A015	Support activities to agriculture and post-harvest crop activities	95	-	-	-
A021	Silviculture and other forestry activities	S	S	S	S
A031	Fishing	4	-	-	-
A032	Aquaculture	13	-	-	-

Table 4.2 Number of Establishments and Revenue from Industrial Services Done for Others by Type for Agriculture, Forestry and Fishing Establishments by Region and Industry Group: Philippines, 2018

(Values are in thousand PhP, except number of establishments. Details may not add-up to total due to rounding and/or statistical disclosure control.)

Concluded

2009 PSIC Code	Region / Industry Description	Number of Establishments	Income from Industrial Service Done for Others		
			Total	Contract and Commission Work	Industrial Repair, Maintenance and Installation Work
		(1)	(2)	(3)	(4)
	XI - Davao	370	103,832	103,832	-
A011	Growing of non-perennial crops	8	-	-	-
A012	Growing of perennial crops	179	103,832	103,832	-
A013	Plant propagation	S	S	S	S
A014	Animal production	114	-	-	-
A015	Support activities to agriculture and post-harvest crop activities	44	-	-	-
A024	Support services to forestry	S	S	S	S
A031	Fishing	11	-	-	-
A032	Aquaculture	11	-	-	-
	XII - SOCCSKSARGEN	185	46,255	46,255	-
A011	Growing of non-perennial crops	8	-	-	-
A012	Growing of perennial crops	37	46,255	46,255	-
A013	Plant propagation	4	-	-	-
A014	Animal production	52	-	-	-
A015	Support activities to agriculture and post-harvest crop activities	42	-	-	-
A031	Fishing	30	-	-	-
A032	Aquaculture	11	-	-	-
	XIII - Caraga	58	2,662	1,899	764
A011	Growing of non-perennial crops	4	-	-	-
A012	Growing of perennial crops	20	1,899	1,899	-
A013	Plant propagation	3	-	-	-
A014	Animal production	8	764	-	764
A015	Support activities to agriculture and post-harvest crop activities	15	-	-	-
A021	Silviculture and other forestry activities	S	S	S	S
A022	Logging	S	S	S	S
A032	Aquaculture	5	-	-	-
	Autonomous Region in Muslim Mindanao	88	-	-	-
A011	Growing of non-perennial crops	36	-	-	-
A012	Growing of perennial crops	14	-	-	-
A014	Animal production	S	S	S	S
A015	Support activities to agriculture and post-harvest crop activities	S	S	S	S
A031	Fishing	19	-	-	-
A032	Aquaculture	11	-	-	-

Notes: "-" - zero value

S - suppressed

Source: Philippine Statistics Authority, 2018 Census of Philippine Business and Industry

Table 4.3 Number of Establishments and Revenue from Non-Industrial Services Done for Others by Type for Agriculture, Forestry and Fishing Establishments by Region and Industry Group: Philippines, 2018

(Values are in thousand PhP, except number of establishments. Details may not add-up to total due to rounding and/or statistical disclosure control.)

2009 PSIC Code	Region / Industry Description	Number of Establishments	Revenue from Non-Industrial Services Done for Others			
			Total	Rent Income from Land	Rental Income from Aquafarm	Rental Income from Buildings, Warehouses, and Other Structures
		(1)	(2)	(3)	(4)	(5)
	Philippines	3,285	3,049,073	577,090	272,587	889,674
A011	Growing of non-perennial crops	500	108,472	22,928	-	14,240
A012	Growing of perennial crops	341	191,828	98,606	-	14,579
A013	Plant propagation	18	260	-	-	25
A014	Animal production	1,593	555,166	78,962	381	102,996
A015	Support activities to agriculture and post-harvest crop activities	413	255,285	4,716	-	54,191
A021	Silviculture and other forestry activities	7	5,315	-	-	-
A022	Logging	S	S	S	S	S
A024	Support services to forestry	S	S	S	S	S
A031	Fishing	223	1,910,802	371,878	265,451	692,856
A032	Aquaculture	183	21,601	-	6,755	10,788
	National Capital Region	57	1,232,886	367,025	-	258,956
A011	Growing of non-perennial crops	13	-	-	-	-
A014	Animal production	19	3,906	2,071	-	1,835
A015	Support activities to agriculture and post-harvest crop activities	7	186,670	-	-	37,562
A031	Fishing	10	1,042,310	364,953	-	219,560
A032	Aquaculture	8	-	-	-	-
	Cordillera Administrative Region	39	-	-	-	-
A011	Growing of non-perennial crops	7	-	-	-	-
A012	Growing of perennial crops	S	S	S	S	S
A014	Animal production	15	-	-	-	-
A015	Support activities to agriculture and post-harvest crop activities	15	-	-	-	-
A021	Silviculture and other forestry activities	S	S	S	S	S
	I - Ilocos Region	127	4,528	-	381	2,350
A011	Growing of non-perennial crops	18	1,798	-	-	-
A012	Growing of perennial crops	S	S	S	S	S
A014	Animal production	67	2,731	-	381	2,350
A015	Support activities to agriculture and post-harvest crop activities	14	-	-	-	-
A031	Fishing	S	S	S	S	S
A032	Aquaculture	14	-	-	-	-
	II - Cagayan Valley	68	8,867	42	-	-
A011	Growing of non-perennial crops	12	392	42	-	-
A013	Plant propagation	S	S	S	S	S
A014	Animal production	41	3,386	-	-	-

Continued

Table 4.3 Number of Establishments and Revenue from Non-Industrial Services Done for Others by Type for Agriculture, Forestry and Fishing Establishments by Region and Industry Group: Philippines, 2018

(Values are in thousand PhP, except number of establishments. Details may not add-up to total due to rounding and/or statistical disclosure control.)

Continued

2009 PSIC Code	Region / Industry Description	Number of Establishments	Revenue from Non-Industrial Services Done for Others			
			Total	Rent Income from Land	Rental Income from Aquafarm	Rental Income from Buildings, Warehouses, and Other Structures
		(1)	(2)	(3)	(4)	(5)
A015	Support activities to agriculture and post-harvest crop activities	12	5,089	-	-	-
A032	Aquaculture	S	S	S	S	S
	III - Central Luzon	586	285,628	3,801	-	53,391
A011	Growing of non-perennial crops	39	-	-	-	-
A012	Growing of perennial crops	6	1,187	-	-	-
A014	Animal production	465	279,203	3,797	-	50,553
A015	Support activities to agriculture and post-harvest crop activities	47	5,238	3	-	2,838
A021	Silviculture and other forestry activities	S	S	S	S	S
A022	Logging	S	S	S	S	S
A031	Fishing	3	-	-	-	-
A032	Aquaculture	24	-	-	-	-
	IVA - CALABARZON	366	110,809	56,348	-	18,882
A011	Growing of non-perennial crops	39	2,866	-	-	40
A012	Growing of perennial crops	S	S	S	S	S
A013	Plant propagation	S	S	S	S	S
A014	Animal production	250	88,175	52,653	-	12,858
A015	Support activities to agriculture and post-harvest crop activities	35	-	-	-	-
A031	Fishing	13	19,769	3,695	-	5,983
A032	Aquaculture	18	-	-	-	-
	MIMAROPA	97	688	-	-	-
A011	Growing of non-perennial crops	5	352	-	-	-
A012	Growing of perennial crops	5	-	-	-	-
A014	Animal production	15	-	-	-	-
A015	Support activities to agriculture and post-harvest crop activities	22	291	-	-	-
A021	Silviculture and other forestry activities	S	S	S	S	S
A024	Support services to forestry	S	S	S	S	S
A031	Fishing	32	45	-	-	-
A032	Aquaculture	17	-	-	-	-
	V - Bicol	83	5,082	139	-	4,828
A011	Growing of non-perennial crops	15	139	139	-	-
A014	Animal production	48	4,828	-	-	4,828
A015	Support activities to agriculture and post-harvest crop activities	11	21	-	-	-
A024	Support services to forestry	S	S	S	S	S
A031	Fishing	6	95	-	-	-
A032	Aquaculture	S	S	S	S	S

Table 4.3 Number of Establishments and Revenue from Non-Industrial Services Done for Others by Type for Agriculture, Forestry and Fishing Establishments by Region and Industry Group: Philippines, 2018

(Values are in thousand PhP, except number of establishments. Details may not add-up to total due to rounding and/or statistical disclosure control.)

Continued

2009 PSIC Code	Region / Industry Description	Number of Establishments	Revenue from Non-Industrial Services Done for Others			
			Total	Rent Income from Land	Rental Income from Aquafarm	Rental Income from Buildings, Warehouses, and Other Structures
		(1)	(2)	(3)	(4)	(5)
	VI - Western Visayas	360	87,328	23,282	-	27,784
A011	Growing of non-perennial crops	192	67,812	19,881	-	14,079
A012	Growing of perennial crops	12	-	-	-	-
A013	Plant propagation	S	S	S	S	S
A014	Animal production	97	348	-	-	348
A015	Support activities to agriculture and post-harvest crop activities	23	6,767	183	-	5,054
A024	Support services to forestry	S	S	S	S	S
A031	Fishing	22	3,882	3,217	-	363
A032	Aquaculture	11	7,916	-	-	7,916
	VII - Central Visayas	242	33,217	3,224	-	2,107
A011	Growing of non-perennial crops	71	17,631	91	-	-
A012	Growing of perennial crops	S	S	S	S	S
A013	Plant propagation	S	S	S	S	S
A014	Animal production	108	5,882	-	-	-
A015	Support activities to agriculture and post-harvest crop activities	13	-	-	-	-
A031	Fishing	18	684	-	-	-
A032	Aquaculture	25	3,780	-	-	-
	VIII - Eastern Visayas	126	24,127	12	1,167	15,012
A011	Growing of non-perennial crops	17	3,324	-	-	-
A012	Growing of perennial crops	6	-	-	-	-
A014	Animal production	78	15,019	-	-	15,006
A015	Support activities to agriculture and post-harvest crop activities	11	4,522	-	-	-
A021	Silviculture and other forestry activities	S	S	S	S	S
A031	Fishing	S	S	S	S	S
A032	Aquaculture	8	1,244	-	1,167	-
	IX - Zamboanga Peninsula	95	78,117	251	2,111	21,295
A012	Growing of perennial crops	13	3,115	251	-	28
A013	Plant propagation	S	S	S	S	S
A014	Animal production	41	51,624	-	-	-
A031	Fishing	38	21,267	-	-	21,267
A032	Aquaculture	S	S	S	S	S
	X - Northern Mindanao	336	87,415	37,108	-	9,726
A011	Growing of non-perennial crops	17	14,039	2,775	-	-
A012	Growing of perennial crops	31	36,953	20,308	-	733
A013	Plant propagation	S	S	S	S	S
A014	Animal production	173	15,373	13,729	-	1,463

Table 4.3 Number of Establishments and Revenue from Non-Industrial Services Done for Others by Type for Agriculture, Forestry and Fishing Establishments by Region and Industry Group: Philippines, 2018

(Values are in thousand Php, except number of establishments. Details may not add-up to total due to rounding and/or statistical disclosure control.)

Continued

2009 PSIC Code	Region / Industry Description	Number of Establishments	Revenue from Non-Industrial Services Done for Others			
			Total	Rent Income from Land	Rental Income from Aquafarm	Rental Income from Buildings, Warehouses, and Other Structures
		(1)	(2)	(3)	(4)	(5)
A015	Support activities to agriculture and post-harvest crop activities	95	15,735	295	-	7,530
A021	Silviculture and other forestry activities	S	S	S	S	S
A031	Fishing	4	-	-	-	-
A032	Aquaculture	13	-	-	-	-
	XI - Davao	370	84,789	8,465	-	25,573
A011	Growing of non-perennial crops	8	121	-	-	121
A012	Growing of perennial crops	179	26,909	3,225	-	11,698
A013	Plant propagation	S	S	S	S	S
A014	Animal production	114	52,613	3,463	-	13,755
A015	Support activities to agriculture and post-harvest crop activities	44	5,065	1,778	-	-
A024	Support services to forestry	S	S	S	S	S
A031	Fishing	11	-	-	-	-
A032	Aquaculture	11	80	-	-	-
	XII - SOCCSKSARGEN	185	987,605	74,480	268,928	449,755
A011	Growing of non-perennial crops	8	-	-	-	-
A012	Growing of perennial crops	37	117,278	71,232	-	-
A013	Plant propagation	4	-	-	-	-
A014	Animal production	52	32,079	3,248	-	-
A015	Support activities to agriculture and post-harvest crop activities	42	9,046	-	-	1,207
A031	Fishing	30	822,733	-	265,451	445,676
A032	Aquaculture	11	6,470	-	3,477	2,872
	XIII - Caraga	58	568	-	-	-
A011	Growing of non-perennial crops	4	-	-	-	-
A012	Growing of perennial crops	20	568	-	-	-
A013	Plant propagation	3	-	-	-	-
A014	Animal production	8	-	-	-	-
A015	Support activities to agriculture and post-harvest crop activities	15	-	-	-	-
A021	Silviculture and other forestry activities	S	S	S	S	S
A022	Logging	S	S	S	S	S
A032	Aquaculture	5	-	-	-	-
	Autonomous Region in Muslim Mindanao	88	17,420	2,915	-	14
A011	Growing of non-perennial crops	36	-	-	-	-
A012	Growing of perennial crops	14	577	458	-	14
A014	Animal production	S	S	S	S	S

Table 4.3 Number of Establishments and Revenue from Non-Industrial Services Done for Others by Type for Agriculture, Forestry and Fishing Establishments by Region and Industry Group: Philippines, 2018*(Values are in thousand PhP, except number of establishments. Details may not add-up to total due to rounding and/or statistical disclosure control.)**Continued*

2009 PSIC Code	Region / Industry Description	Number of Establishments	Revenue from Non-Industrial Services Done for Others			
			Total	Rent Income from Land	Rental Income from Aquafarm	Rental Income from Buildings, Warehouses, and Other Structures
			(2)	(3)	(4)	(5)
		(1)	(2)	(3)	(4)	(5)
A015	Support activities to agriculture and post-harvest crop activities	S	S	S	S	S
A031	Fishing	19	-	-	-	-
A032	Aquaculture	11	-	-	-	-

Table 4.3 Number of Establishments and Revenue from Non-Industrial Services Done for Others by Type for Agriculture, Forestry and Fishing Establishments by Region and Industry Group: Philippines, 2018

(Values are in thousand PhP, except number of establishments. Details may not add-up to total due to rounding and/or statistical disclosure control.)

Continued

2009 PSIC Code	Region / Industry Description	Revenue from Non-Industrial Services Done for Others				
		Rental Income from Fishing Boat/Craft/ Vessel	Rental Income from Machinery and Transport Equipment	Rental Income from Office Equipment	Other Rental Income	Other Non- Industrial Services
		(6)	(7)	(8)	(9)	(10)
	Philippines	444,750	100,583	74,754	84,680	604,956
A011	Growing of non-perennial crops	288	16,100	5,553	4,561	44,802
A012	Growing of perennial crops	-	43,155	124	2,193	33,171
A013	Plant propagation	-	235	-	-	-
A014	Animal production	-	6,109	5	65,954	300,759
A015	Support activities to agriculture and post-harvest crop activities	-	32,296	59,787	2,350	101,946
A021	Silviculture and other forestry activities	-	-	-	-	5,315
A022	Logging	S	S	S	S	S
A024	Support services to forestry	S	S	S	S	S
A031	Fishing	444,461	2,688	9,285	9,545	114,638
A032	Aquaculture	-	-	-	77	3,981
	National Capital Region	356,766	27	69,059	-	181,054
A011	Growing of non-perennial crops	-	-	-	-	-
A014	Animal production	-	-	-	-	-
A015	Support activities to agriculture and post-harvest crop activities	-	27	59,774	-	89,308
A031	Fishing	356,766	-	9,285	-	91,746
A032	Aquaculture	-	-	-	-	-
	Cordillera Administrative Region	-	-	-	-	-
A011	Growing of non-perennial crops	-	-	-	-	-
A012	Growing of perennial crops	S	S	S	S	S
A014	Animal production	-	-	-	-	-
A015	Support activities to agriculture and post-harvest crop activities	-	-	-	-	-
A021	Silviculture and other forestry activities	S	S	S	S	S
	I - Ilocos	-	901	-	897	-
A011	Growing of non-perennial crops	-	901	-	897	-
A012	Growing of perennial crops	S	S	S	S	S
A014	Animal production	-	-	-	-	-
A015	Support activities to agriculture and post-harvest crop activities	-	-	-	-	-
A031	Fishing	S	S	S	S	S
A032	Aquaculture	-	-	-	-	-
	II - Cagayan Valley	288	62	-	-	8,475
A011	Growing of non-perennial crops	288	62	-	-	-
A013	Plant propagation	S	S	S	S	S
A014	Animal production	-	-	-	-	3,386

Table 4.3 Number of Establishments and Revenue from Non-Industrial Services Done for Others by Type for Agriculture, Forestry and Fishing Establishments by Region and Industry Group: Philippines, 2018

(Values are in thousand PhP, except number of establishments. Details may not add-up to total due to rounding and/or statistical disclosure control.)

Continued

2009 PSIC Code	Region / Industry Description	Revenue from Non-Industrial Services Done for Others				
		Rental Income from Fishing Boat/Craft/ Vessel	Rental Income from Machinery and Transport Equipment	Rental Income from Office Equipment	Other Rental Income	Other Non- Industrial Services
		(6)	(7)	(8)	(9)	(10)
A015	Support activities to agriculture and post-harvest crop activities	-	-	-	-	5,089
A032	Aquaculture	S	S	S	S	S
	III - Central Luzon	-	2,396	-	65,924	160,115
A011	Growing of non-perennial crops	-	-	-	-	-
A012	Growing of perennial crops	-	-	-	-	1,187
A014	Animal production	-	-	-	65,924	158,928
A015	Support activities to agriculture and post-harvest crop activities	-	2,396	-	-	-
A021	Silviculture and other forestry activities	S	S	S	S	S
A022	Logging	S	S	S	S	S
A031	Fishing	-	-	-	-	-
A032	Aquaculture	-	-	-	-	-
	IVA - CALABARZON	6	3,210	-	10,482	21,881
A011	Growing of non-perennial crops	-	-	-	2,826	-
A012	Growing of perennial crops	S	S	S	S	S
A013	Plant propagation	S	S	S	S	S
A014	Animal production	-	824	-	30	21,810
A015	Support activities to agriculture and post-harvest crop activities	-	-	-	-	-
A031	Fishing	6	2,387	-	7,627	71
A032	Aquaculture	-	-	-	-	-
	MIMAROPA	45	593	-	-	50
A011	Growing of non-perennial crops	-	352	-	-	-
A012	Growing of perennial crops	-	-	-	-	-
A014	Animal production	-	-	-	-	-
A015	Support activities to agriculture and post-harvest crop activities	-	241	-	-	50
A021	Silviculture and other forestry activities	S	S	S	S	S
A024	Support services to forestry	S	S	S	S	S
A031	Fishing	45	-	-	-	-
A032	Aquaculture	-	-	-	-	-
	V - Bicol	95	21	-	-	-
A011	Growing of non-perennial crops	-	-	-	-	-
A014	Animal production	-	-	-	-	-
A015	Support activities to agriculture and post-harvest crop activities	-	21	-	-	-
A024	Support services to forestry	S	S	S	S	S
A031	Fishing	95	-	-	-	-
A032	Aquaculture	S	S	S	S	S

Table 4.3 Number of Establishments and Revenue from Non-Industrial Services Done for Others by Type for Agriculture, Forestry and Fishing Establishments by Region and Industry Group: Philippines, 2018

(Values are in thousand PhP, except number of establishments. Details may not add-up to total due to rounding and/or statistical disclosure control.)

Continued

2009 PSIC Code	Region / Industry Description	Revenue from Non-Industrial Services Done for Others				
		Rental Income from Fishing Boat/Craft/ Vessel	Rental Income from Machinery and Transport Equipment	Rental Income from Office Equipment	Other Rental Income	Other Non- Industrial Services
		(6)	(7)	(8)	(9)	(10)
	VI - Western Visayas	-	12,645	5,553	1,046	17,017
A011	Growing of non-perennial crops	-	11,753	5,553	-	16,546
A012	Growing of perennial crops	-	-	-	-	-
A013	Plant propagation	S	S	S	S	S
A014	Animal production	-	-	-	-	-
A015	Support activities to agriculture and post-harvest crop activities	-	356	-	1,046	127
A024	Support services to forestry	S	S	S	S	S
A031	Fishing	-	302	-	-	-
A032	Aquaculture	-	-	-	-	-
	VII - Central Visayas	300	5,556	-	89	21,941
A011	Growing of non-perennial crops	-	459	-	89	16,992
A012	Growing of perennial crops	S	S	S	S	S
A013	Plant propagation	S	S	S	S	S
A014	Animal production	-	5,098	-	-	785
A015	Support activities to agriculture and post-harvest crop activities	-	-	-	-	-
A031	Fishing	300	-	-	-	384
A032	Aquaculture	-	-	-	-	3,780
	VIII - Eastern Visayas	-	7,096	5	827	7
A011	Growing of non-perennial crops	-	2,574	-	750	-
A012	Growing of perennial crops	-	-	-	-	-
A014	Animal production	-	-	5	-	7
A015	Support activities to agriculture and post-harvest crop activities	-	4,522	-	-	-
A021	Silviculture and other forestry activities	S	S	S	S	S
A031	Fishing	S	S	S	S	S
A032	Aquaculture	-	-	-	77	-
	IX - Zamboanga Peninsula	-	-	124	515	53,822
A012	Growing of perennial crops	-	-	124	515	2,198
A013	Plant propagation	S	S	S	S	S
A014	Animal production	-	-	-	-	51,624
A031	Fishing	-	-	-	-	-
A032	Aquaculture	S	S	S	S	S
	X - Northern Mindanao	-	1,419	-	2,928	36,235
A011	Growing of non-perennial crops	-	-	-	-	11,264
A012	Growing of perennial crops	-	-	-	1,644	14,269
A013	Plant propagation	S	S	S	S	S
A014	Animal production	-	180	-	-	-

Table 4.3 Number of Establishments and Revenue from Non-Industrial Services Done for Others by Type for Agriculture, Forestry and Fishing Establishments by Region and Industry Group: Philippines, 2018

(Values are in thousand PhP, except number of establishments. Details may not add-up to total due to rounding and/or statistical disclosure control.)

Continued

2009 PSIC Code	Region / Industry Description	Revenue from Non-Industrial Services Done for Others				
		Rental Income from Fishing Boat/Craft/ Vessel	Rental Income from Machinery and Transport Equipment	Rental Income from Office Equipment	Other Rental Income	Other Non- Industrial Services
		(6)	(7)	(8)	(9)	(10)
A015	Support activities to agriculture and post-harvest crop activities	-	1,239	-	1,284	5,387
A021	Silviculture and other forestry activities	S	S	S	S	S
A031	Fishing	-	-	-	-	-
A032	Aquaculture	-	-	-	-	-
	XI - Davao	-	3,887	-	1	46,862
A011	Growing of non-perennial crops	-	-	-	-	-
A012	Growing of perennial crops	-	997	-	-	10,990
A013	Plant propagation	S	S	S	S	S
A014	Animal production	-	8	-	-	35,387
A015	Support activities to agriculture and post-harvest crop activities	-	2,882	-	1	404
A024	Support services to forestry	S	S	S	S	S
A031	Fishing	-	-	-	-	-
A032	Aquaculture	-	-	-	-	80
	XII - SOCCSKSARGEN	87,250	49,361	13	1,936	55,882
A011	Growing of non-perennial crops	-	-	-	-	-
A012	Growing of perennial crops	-	41,637	-	-	4,409
A013	Plant propagation	-	-	-	-	-
A014	Animal production	-	-	-	-	28,831
A015	Support activities to agriculture and post-harvest crop activities	-	7,725	13	18	83
A031	Fishing	87,250	-	-	1,918	22,437
A032	Aquaculture	-	-	-	-	121
	XIII - Caraga	-	416	-	35	117
A011	Growing of non-perennial crops	-	-	-	-	-
A012	Growing of perennial crops	-	416	-	35	117
A013	Plant propagation	-	-	-	-	-
A014	Animal production	-	-	-	-	-
A015	Support activities to agriculture and post-harvest crop activities	-	-	-	-	-
A021	Silviculture and other forestry activities	S	S	S	S	S
A022	Logging	S	S	S	S	S
A032	Aquaculture	-	-	-	-	-
	Autonomous Region in Muslim Mindanao	-	12,992	-	-	1,499
A011	Growing of non-perennial crops	-	-	-	-	-
A012	Growing of perennial crops	-	105	-	-	-
A014	Animal production	S	S	S	S	S

Table 4.3 Number of Establishments and Revenue from Non-Industrial Services Done for Others by Type for Agriculture, Forestry and Fishing Establishments by Region and Industry Group: Philippines, 2018*(Values are in thousand PhP, except number of establishments. Details may not add-up to total due to rounding and/or statistical disclosure control.)**Concluded*

2009 PSIC Code	Region / Industry Description	Revenue from Non-Industrial Services Done for Others				
		Rental Income from Fishing Boat/Craft/ Vessel	Rental Income from Machinery and Transport Equipment	Rental Income from Office Equipment	Other Rental Income	Other Non- Industrial Services
		(6)	(7)	(8)	(9)	(10)
A015	Support activities to agriculture and post-harvest crop activities	S	S	S	S	S
A031	Fishing	-	-	-	-	-
A032	Aquaculture	-	-	-	-	-

Notes: "-" - zero value

S - suppressed

Source: Philippine Statistics Authority, 2018 Census of Philippine Business and Industry

Table 4.5 Number of Establishments and Value of Output for Agriculture, Forestry and Fishing Establishments by Region and Industry Group: Philippines, 2018

(Values are in thousand PhP, except number of establishments. Details may not add-up to total due to rounding and/or statistical disclosure control.)

2009 PSIC Code	Region / Industry Description	Number of Establishments	Value of Output		
			Total	Sale of Products and By-products	Agricultural, Forestry and Fishery Services Rendered
		(1)	(2)	(3)	(4)
	Philippines	3,285	192,513,790	181,474,810	11,799,534
A011	Growing of non-perennial crops	500	16,920,872	15,495,285	158,350
A012	Growing of perennial crops	341	54,205,601	54,109,212	256,013
A013	Plant propagation	18	337,891	318,697	15,439
A014	Animal production	1,593	92,898,424	87,692,880	6,916,722
A015	Support activities to agriculture and post-harvest crop activities	413	5,846,177	1,753,561	4,054,165
A021	Silviculture and other forestry activities	7	89,794	86,537	857
A022	Logging	S	S	S	S
A024	Support services to forestry	S	S	S	S
A031	Fishing	223	13,895,170	13,565,752	325,488
A032	Aquaculture	183	8,276,219	8,423,589	72,499
	National Capital Region	57	7,700,688	5,925,963	1,408,737
A011	Growing of non-perennial crops	13	32,015	32,015	-
A014	Animal production	19	1,027,280	498,777	159,255
A015	Support activities to agriculture and post-harvest crop activities	7	967,674	-	955,138
A031	Fishing	10	5,559,652	5,274,141	294,345
A032	Aquaculture	8	114,068	121,030	-
	Cordillera Administrative Region	39	211,011	196,832	10,278
A011	Growing of non-perennial crops	7	23,774	24,363	-
A012	Growing of perennial crops	S	S	S	S
A014	Animal production	15	168,430	167,865	-
A015	Support activities to agriculture and post-harvest crop activities	15	9,350	35	9,315
A021	Silviculture and other forestry activities	S	S	S	S
	I - Ilocos	127	3,048,895	2,606,606	367,063
A011	Growing of non-perennial crops	18	237,093	214,908	901
A012	Growing of perennial crops	S	S	S	S
A014	Animal production	67	1,806,062	1,739,256	16,325
A015	Support activities to agriculture and post-harvest crop activities	14	341,970	-	340,241
A031	Fishing	S	S	S	S
A032	Aquaculture	14	645,673	635,857	7,964
	II - Cagayan Valley	68	1,921,997	1,859,436	135,102
A011	Growing of non-perennial crops	12	330,789	502,850	10,731
A013	Plant propagation	S	S	S	S
A014	Animal production	41	1,370,381	1,203,907	55,745
A015	Support activities to agriculture and post-harvest crop activities	12	74,573	5,947	68,626
A032	Aquaculture	S	S	S	S

Continued

Table 4.5 Number of Establishments and Value of Output for Agriculture, Forestry and Fishing Establishments by Region and Industry Group: Philippines, 2018

(Values are in thousand PhP, except number of establishments. Details may not add-up to total due to rounding and/or statistical disclosure control.)

Continued

2009 PSIC Code	Region / Industry Description	Number of Establishments	Value of Output		
			Total	Sale of Products and By-products	Agricultural, Forestry and Fishery Services Rendered
		(1)	(2)	(3)	(4)
	III - Central Luzon	586	49,360,068	43,715,852	3,725,090
A011	Growing of non-perennial crops	39	5,511,390	5,061,775	1,006
A012	Growing of perennial crops	6	115,251	104,191	2,247
A014	Animal production	465	41,918,465	37,618,232	2,863,246
A015	Support activities to agriculture and post-harvest crop activities	47	1,091,094	232,022	853,421
A021	Silviculture and other forestry activities	S	S	S	S
A022	Logging	S	S	S	S
A031	Fishing	3	60,125	66,111	-
A032	Aquaculture	24	659,858	626,447	5,170
	IVA - CALABARZON	366	18,933,881	20,259,610	1,982,036
A011	Growing of non-perennial crops	39	2,945,566	2,385,127	13,438
A012	Growing of perennial crops	S	S	S	S
A013	Plant propagation	S	S	S	S
A014	Animal production	250	15,087,372	17,519,066	1,498,493
A015	Support activities to agriculture and post-harvest crop activities	35	610,479	135,563	445,205
A031	Fishing	13	27,424	4,791	22,630
A032	Aquaculture	18	113,420	67,735	-
	MIMAROPA	97	1,377,221	1,340,742	31,276
A011	Growing of non-perennial crops	5	60,174	59,537	822
A012	Growing of perennial crops	5	183,674	182,332	2,059
A014	Animal production	15	259,645	244,012	206
A015	Support activities to agriculture and post-harvest crop activities	22	47,044	30,180	22,951
A021	Silviculture and other forestry activities	S	S	S	S
A024	Support services to forestry	S	S	S	S
A031	Fishing	32	52,197	49,010	2,985
A032	Aquaculture	17	774,487	775,672	2,253
	V - Bicol	83	888,355	642,673	116,104
A011	Growing of non-perennial crops	15	110,150	40,002	69,579
A014	Animal production	48	747,207	595,812	23,801
A015	Support activities to agriculture and post-harvest crop activities	11	12,395	5,103	5,996
A024	Support services to forestry	S	S	S	S
A031	Fishing	6	1,513	1,513	-
A032	Aquaculture	S	S	S	S
	VI - Western Visayas	360	8,832,330	7,229,450	1,429,170
A011	Growing of non-perennial crops	192	2,887,240	2,801,298	24,205
A012	Growing of perennial crops	12	138,207	94,879	400
A013	Plant propagation	S	S	S	S

Table 4.5 Number of Establishments and Value of Output for Agriculture, Forestry and Fishing Establishments by Region and Industry Group: Philippines, 2018

(Values are in thousand PhP, except number of establishments. Details may not add-up to total due to rounding and/or statistical disclosure control.)

Continued

2009 PSIC Code	Region / Industry Description	Number of Establishments	Value of Output		
			Total	Sale of Products and By-products	Agricultural, Forestry and Fishery Services Rendered
		(1)	(2)	(3)	(4)
A014	Animal production	97	3,952,455	2,545,437	1,369,840
A015	Support activities to agriculture and post-harvest crop activities	23	90,775	58,860	31,065
A024	Support services to forestry	S	S	S	S
A031	Fishing	22	833,003	830,372	1,660
A032	Aquaculture	11	893,362	878,814	2,000
	VII - Central Visayas	242	5,091,788	5,164,800	244,785
A011	Growing of non-perennial crops	71	691,599	665,142	25,255
A012	Growing of perennial crops	S	S	S	S
A013	Plant propagation	S	S	S	S
A014	Animal production	108	3,464,995	3,270,436	122,463
A015	Support activities to agriculture and post-harvest crop activities	13	105,783	9,000	96,654
A031	Fishing	18	101,116	87,704	412
A032	Aquaculture	25	700,964	1,106,963	-
	VIII - Eastern Visayas	126	1,384,724	1,169,340	210,136
A011	Growing of non-perennial crops	17	318,913	316,413	-
A012	Growing of perennial crops	6	33,863	33,931	6
A014	Animal production	78	920,735	741,425	176,564
A015	Support activities to agriculture and post-harvest crop activities	11	75,101	42,013	33,048
A021	Silviculture and other forestry activities	S	S	S	S
A031	Fishing	S	S	S	S
A032	Aquaculture	8	30,468	30,018	500
	IX - Zamboanga Peninsula	95	4,189,086	4,007,215	147,760
A012	Growing of perennial crops	13	402,028	380,168	105
A013	Plant propagation	S	S	S	S
A014	Animal production	41	1,100,607	941,630	147,654
A031	Fishing	38	2,582,923	2,582,159	-
A032	Aquaculture	S	S	S	S
	X - Northern Mindanao	336	18,883,969	18,276,710	1,035,016
A011	Growing of non-perennial crops	17	670,614	667,311	12,413
A012	Growing of perennial crops	31	8,868,167	8,898,202	8,664
A013	Plant propagation	S	S	S	S
A014	Animal production	173	7,284,579	7,389,097	304,945
A015	Support activities to agriculture and post-harvest crop activities	95	1,569,411	898,453	693,350
A021	Silviculture and other forestry activities	S	S	S	S
A031	Fishing	4	2,685	2,685	-
A032	Aquaculture	13	365,602	314,101	644

Table 4.5 Number of Establishments and Value of Output for Agriculture, Forestry and Fishing Establishments by Region and Industry
Group: Philippines, 2018*(Values are in thousand PhP, except number of establishments. Details may not add-up to total due to rounding and/or statistical disclosure control.)**Continued*

2009 PSIC Code	Region / Industry Description	Number of Establishments	Value of Output		
			Total	Sale of Products and By-products	Agricultural, Forestry and Fishery Services Rendered
		(1)	(2)	(3)	(4)
	XI - Davao	370	47,504,623	46,185,118	624,591
A011	Growing of non-perennial crops	8	1,696,067	1,269,037	-
A012	Growing of perennial crops	179	36,681,176	36,717,788	167,152
A013	Plant propagation	S	S	S	S
A014	Animal production	114	7,855,585	7,305,197	83,573
A015	Support activities to agriculture and post-harvest crop activities	44	557,972	200,161	356,963
A024	Support services to forestry	S	S	S	S
A031	Fishing	11	96,035	93,902	1,806
A032	Aquaculture	11	606,042	588,324	14,976
	XII - SOCCSKSARGEN	185	19,893,491	19,628,012	286,797
A011	Growing of non-perennial crops	8	1,390,552	1,443,035	-
A012	Growing of perennial crops	37	5,088,093	4,957,598	72,985
A013	Plant propagation	4	124,525	124,255	270
A014	Animal production	52	5,527,304	5,536,919	91,311
A015	Support activities to agriculture and post-harvest crop activities	42	270,434	131,040	122,230
A031	Fishing	30	4,442,965	4,440,305	-
A032	Aquaculture	11	3,049,618	2,994,861	-
	XIII - Caraga	58	1,458,250	1,430,913	45,592
A011	Growing of non-perennial crops	4	4,559	2,542	-
A012	Growing of perennial crops	20	875,564	921,055	18
A013	Plant propagation	3	35,566	35,518	49
A014	Animal production	8	407,089	375,576	3,300
A015	Support activities to agriculture and post-harvest crop activities	15	21,854	4,917	19,961
A021	Silviculture and other forestry activities	S	S	S	S
A022	Logging	S	S	S	S
A032	Aquaculture	5	47,996	25,732	22,264
	Autonomous Region in Muslim Mindanao	88	1,833,415	1,835,538	-
A011	Growing of non-perennial crops	36	10,378	9,931	-
A012	Growing of perennial crops	14	1,639,455	1,642,760	-
A014	Animal production	S	S	S	S
A015	Support activities to agriculture and post-harvest crop activities	S	S	S	S
A031	Fishing	19	114,339	113,605	-
A032	Aquaculture	11	68,739	68,739	-

Table 4.5 Number of Establishments and Value of Output for Agriculture, Forestry and Fishing Establishments by Region and Industry Group: Philippines, 2018

(Values are in thousand PhP, except number of establishments. Details may not add-up to total due to rounding and/or statistical disclosure control.)

Continued

2009 PSIC Code	Region / Industry Description	Value of Output			
		Sale of Goods Less Cost of Goods Sold	Income from Industrial Services Done for Others	Tangible Fixed Assets Produced on Own Account	Change in Inventory of Finished Products and Work-in- Progress
		(5)	(6)	(7)	(8)
	Philippines	-5,144,397	603,062	1,207,644	2,573,137
A011	Growing of non-perennial crops	-180,787	14,214	140,248	1,293,563
A012	Growing of perennial crops	-327,344	155,155	109,387	-96,823
A013	Plant propagation	7	530	3,068	151
A014	Animal production	-4,216,502	317,993	933,279	1,254,052
A015	Support activities to agriculture and post-harvest crop activities	-2,835	52,371	8,724	-19,809
A021	Silviculture and other forestry activities	-	-	3,925	-1,526
A022	Logging	S	S	S	S
A024	Support services to forestry	S	S	S	S
A031	Fishing	4,230	3,777	738	-4,816
A032	Aquaculture	-421,166	44,893	8,275	148,130
	National Capital Region	359,772	12,536	-	-6,320
A011	Growing of non-perennial crops	-	-	-	-
A014	Animal production	368,606	-	-	642
A015	Support activities to agriculture and post-harvest crop activities	-	12,536	-	-
A031	Fishing	-8,834	-	-	-
A032	Aquaculture	-	-	-	-6,962
	Cordillera Administrative Region	-	-	3,925	-24
A011	Growing of non-perennial crops	-	-	-	-589
A012	Growing of perennial crops	S	S	S	S
A014	Animal production	-	-	-	565
A015	Support activities to agriculture and post-harvest crop activities	-	-	-	-
A021	Silviculture and other forestry activities	S	S	S	S
	I - Ilocos Region	41,015	743	2,143	31,324
A011	Growing of non-perennial crops	1,686	743	2,143	16,712
A012	Growing of perennial crops	S	S	S	S
A014	Animal production	35,670	-	-	14,811
A015	Support activities to agriculture and post-harvest crop activities	759	-	-	970
A031	Fishing	S	S	S	S
A032	Aquaculture	3,020	-	-	-1,168
	II - Cagayan Valley	-94,106	1,743	1,712	18,108
A011	Growing of non-perennial crops	-184,597	1,743	-	62
A013	Plant propagation	S	S	S	S
A014	Animal production	90,962	-	1,712	18,055
A015	Support activities to agriculture and post-harvest crop activities	-	-	-	-
A032	Aquaculture	S	S	S	S

Table 4.5 Number of Establishments and Value of Output for Agriculture, Forestry and Fishing Establishments by Region and Industry Group: Philippines, 2018

(Values are in thousand PhP, except number of establishments. Details may not add-up to total due to rounding and/or statistical disclosure control.)

Continued

2009 PSIC Code	Region / Industry Description	Value of Output			
		Sale of Goods Less Cost of Goods Sold	Income from Industrial Services Done for Others	Tangible Fixed Assets Produced on Own Account	Change in Inventory of Finished Products and Work-in- Progress
		(5)	(6)	(7)	(8)
	III - Central Luzon	120,650	326,815	807,132	664,528
A011	Growing of non-perennial crops	448	-	37,061	411,100
A012	Growing of perennial crops	379	3,170	-	5,265
A014	Animal production	117,545	316,471	770,071	232,900
A015	Support activities to agriculture and post-harvest crop activities	2,265	7,174	-	-3,789
A021	Silviculture and other forestry activities	S	S	S	S
A022	Logging	S	S	S	S
A031	Fishing	13	-	-	-5,999
A032	Aquaculture	-	-	-	28,241
	IVA - CALABARZON	-4,346,550	80,678	63,143	894,964
A011	Growing of non-perennial crops	2,834	9,479	54,492	480,195
A012	Growing of perennial crops	S	S	S	S
A013	Plant propagation	S	S	S	S
A014	Animal production	-4,349,402	119	8,651	410,445
A015	Support activities to agriculture and post-harvest crop activities	-	29,550	-	162
A031	Fishing	-	3	-	-
A032	Aquaculture	-	41,527	-	4,158
	MIMAROPA	-11,766	-	8,477	8,492
A011	Growing of non-perennial crops	-	-	-	-185
A012	Growing of perennial crops	-200	-	-	-517
A014	Animal production	-	-	-	15,427
A015	Support activities to agriculture and post-harvest crop activities	-6,087	-	-	-
A021	Silviculture and other forestry activities	S	S	S	S
A024	Support services to forestry	S	S	S	S
A031	Fishing	-	-	202	-
A032	Aquaculture	-5,479	-	8,275	-6,233
	V - Bicol Region	3,894	2,342	97,114	26,228
A011	Growing of non-perennial crops	382	-	187	-
A014	Animal production	4,440	-	96,927	26,228
A015	Support activities to agriculture and post-harvest crop activities	-1,047	2,342	-	-
A024	Support services to forestry	S	S	S	S
A031	Fishing	-	-	-	-
A032	Aquaculture	S	S	S	S
	VI - Western Visayas	5,489	16,498	4,024	147,699
A011	Growing of non-perennial crops	-2,637	585	956	62,834
A012	Growing of perennial crops	-2,349	-	-	45,278
A013	Plant propagation	S	S	S	S
A014	Animal production	9,543	-	-	27,635

Table 4.5 Number of Establishments and Value of Output for Agriculture, Forestry and Fishing Establishments by Region and Industry Group: Philippines, 2018

(Values are in thousand PhP, except number of establishments. Details may not add-up to total due to rounding and/or statistical disclosure control.)

Continued

2009 PSIC Code	Region / Industry Description	Value of Output			
		Sale of Goods Less Cost of Goods Sold	Income from Industrial Services Done for Others	Tangible Fixed Assets Produced on Own Account	Change in Inventory of Finished Products and Work-in- Progress
		(5)	(6)	(7)	(8)
A015	Support activities to agriculture and post-harvest crop activities	77	769	-	4
A024	Support services to forestry	S	S	S	S
A031	Fishing	820	-	-	151
A032	Aquaculture	-	700	-	11,848
	VII - Central Visayas	-408,345	5,259	1,233	84,056
A011	Growing of non-perennial crops	1,723	1,663	-	-2,184
A012	Growing of perennial crops	S	S	S	S
A013	Plant propagation	S	S	S	S
A014	Animal production	-1,097	-	814	72,379
A015	Support activities to agriculture and post-harvest crop activities	-	-	-	129
A031	Fishing	9,200	3,381	419	-
A032	Aquaculture	-418,306	-	-	12,306
	VIII - Eastern Visayas	-54	329	40	4,933
A011	Growing of non-perennial crops	-	-	-	2,500
A012	Growing of perennial crops	-	-	-	-74
A014	Animal production	-	290	-	2,456
A015	Support activities to agriculture and post-harvest crop activities	-	-	40	-
A021	Silviculture and other forestry activities	S	S	S	S
A031	Fishing	S	S	S	S
A032	Aquaculture	-97	-	-	47
	IX - Zamboanga Peninsula	-1,750	3,019	9,157	23,685
A012	Growing of perennial crops	-1,873	-	-	23,628
A013	Plant propagation	S	S	S	S
A014	Animal production	124	-	9,157	2,041
A031	Fishing	-	353	-	411
A032	Aquaculture	S	S	S	S
	X - Northern Mindanao	-385,592	350	6,486	-49,002
A011	Growing of non-perennial crops	-845	-	-	-8,266
A012	Growing of perennial crops	7,297	-	-	-45,997
A013	Plant propagation	S	S	S	S
A014	Animal production	-392,115	350	4,389	-22,087
A015	Support activities to agriculture and post-harvest crop activities	72	-	2,097	-24,561
A021	Silviculture and other forestry activities	S	S	S	S
A031	Fishing	-	-	-	-
A032	Aquaculture	-	-	-	50,857
	XI - Davao Region	-279,103	103,832	185,270	684,916

Table 4.5 Number of Establishments and Value of Output for Agriculture, Forestry and Fishing Establishments by Region and Industry Group: Philippines, 2018

(Values are in thousand PhP, except number of establishments. Details may not add-up to total due to rounding and/or statistical disclosure control.)

Concluded

2009 PSIC Code	Region / Industry Description	Value of Output			
		Sale of Goods Less Cost of Goods Sold	Income from Industrial Services Done for Others	Tangible Fixed Assets Produced on Own Account	Change in Inventory of Finished Products and Work-in- Progress
		(5)	(6)	(7)	(8)
A011	Growing of non-perennial crops	-	-	43,007	384,023
A012	Growing of perennial crops	-281,636	103,832	106,616	-132,577
A013	Plant propagation	S	S	S	S
A014	Animal production	2,206	-	35,646	428,962
A015	Support activities to agriculture and post-harvest crop activities	-	-	-	848
A024	Support services to forestry	S	S	S	S
A031	Fishing	327	-	-	-
A032	Aquaculture	-	-	-	2,742
	XII - SOCCSKSARGEN	-93,196	46,255	12,591	13,032
A011	Growing of non-perennial crops	11	-	199	-52,694
A012	Growing of perennial crops	7,646	46,255	-	3,608
A013	Plant propagation	-	-	-	-
A014	Animal production	-103,514	-	5,912	-3,324
A015	Support activities to agriculture and post-harvest crop activities	-	-	6,480	10,684
A031	Fishing	2,661	-	-	-
A032	Aquaculture	-	-	-	54,757
	XIII - Caraga	-47,259	2,662	2,172	24,169
A011	Growing of non-perennial crops	-47	-	2,065	-
A012	Growing of perennial crops	-48,870	1,899	-	1,462
A013	Plant propagation	-	-	-	-
A014	Animal production	532	764	-	26,917
A015	Support activities to agriculture and post-harvest crop activities	1,126	-	107	-4,257
A021	Silviculture and other forestry activities	S	S	S	S
A022	Logging	S	S	S	S
A032	Aquaculture	-	-	-	-
	Autonomous Region in Muslim Mindanao	-7,497	-	3,025	2,349
A011	Growing of non-perennial crops	255	-	137	55
A012	Growing of perennial crops	-7,752	-	2,771	1,676
A014	Animal production	S	S	S	S
A015	Support activities to agriculture and post-harvest crop activities	S	S	S	S
A031	Fishing	-	-	116	618
A032	Aquaculture	-	-	-	-

Notes: "-" - zero value

S - suppressed

Source: Philippine Statistics Authority, 2018 Census of Philippine Business and Industry

Table 5 Number of Establishments and Expense by Type for Agriculture, Forestry and Fishing Establishments by Region and Industry Group: Philippines, 2018*(Values are in thousand PhP, except number of establishments. Details may not add-up to total due to rounding and/or statistical disclosure control.)*

2009 PSIC Code	Region / Industry Description	Number of Establishments	Expense		
			Total	Cost of Products/ By-Products Sold	Cost of Agricultural, Forestry and Fishery Services Done by Others
		(1)	(2)	(3)	(4)
	Philippines	3,285	194,263,749	139,828,588	5,275,819
A011	Growing of non-perennial crops	500	13,128,269	7,749,047	1,261,702
A012	Growing of perennial crops	341	52,681,780	38,778,228	2,617,542
A013	Plant propagation	18	299,304	259,914	3,057
A014	Animal production	1,593	87,798,640	69,806,178	1,319,025
A015	Support activities to agriculture and post-harvest crop activities	413	16,781,326	3,898,254	48,941
A021	Silviculture and other forestry activities	7	76,031	58,792	900
A022	Logging	S	S	S	S
A024	Support services to forestry	S	S	S	S
A031	Fishing	223	15,033,098	12,168,287	5,323
A032	Aquaculture	183	8,404,372	7,093,084	19,330
	National Capital Region	57	21,819,337	6,547,547	9
A011	Growing of non-perennial crops	13	46,456	30,384	-
A014	Animal production	19	2,730,366	735,794	-
A015	Support activities to agriculture and post-harvest crop activities	7	12,420,576	441,969	-
A031	Fishing	10	6,485,589	5,214,987	-
A032	Aquaculture	8	136,350	124,413	9
	Cordillera Administrative Region	39	167,565	154,363	4,045
A011	Growing of non-perennial crops	7	17,117	15,828	-
A012	Growing of perennial crops	S	S	S	S
A014	Animal production	15	137,746	130,033	3,801
A015	Support activities to agriculture and post-harvest crop activities	15	5,577	4,880	178
A021	Silviculture and other forestry activities	S	S	S	S
	I - Ilocos Region	127	2,748,736	2,428,296	18,248
A011	Growing of non-perennial crops	18	176,243	104,249	12,032
A012	Growing of perennial crops	S	S	S	S
A014	Animal production	67	1,643,776	1,493,341	2,782
A015	Support activities to agriculture and post-harvest crop activities	14	290,181	230,256	1,728
A031	Fishing	S	S	S	S
A032	Aquaculture	14	625,159	588,315	1,700
	II - Cagayan Valley	68	2,166,424	1,233,561	28,057
A011	Growing of non-perennial crops	12	478,500	174,786	719
A013	Plant propagation	S	S	S	S
A014	Animal production	41	1,453,890	901,888	23,139
A015	Support activities to agriculture and post-harvest crop activities	12	81,618	41,160	2,523

Continued

Table 5 Number of Establishments and Expense by Type for Agriculture, Forestry and Fishing Establishments by Region and Industry Group: Philippines, 2018

(Values are in thousand PhP, except number of establishments. Details may not add-up to total due to rounding and/or statistical disclosure control.)

Continued

2009 PSIC Code	Region / Industry Description	Number of Establishments	Expense		
			Total	Cost of Products/ By-Products Sold	Cost of Agricultural, Forestry and Fishery Services Done by Others
		(1)	(2)	(3)	(4)
A032	Aquaculture	S	S	S	S
	III - Central Luzon	586	41,397,716	34,702,858	913,764
A011	Growing of non-perennial crops	39	3,945,172	2,090,525	486,188
A012	Growing of perennial crops	6	97,800	56,523	-
A014	Animal production	465	35,663,812	31,129,601	419,008
A015	Support activities to agriculture and post-harvest crop activities	47	1,008,510	821,637	8,569
A021	Silviculture and other forestry activities	S	S	S	S
A022	Logging	S	S	S	S
A031	Fishing	3	57,796	57,159	-
A032	Aquaculture	24	615,615	543,579	-
	IVA - CALABARZON	366	20,597,419	12,964,817	743,761
A011	Growing of non-perennial crops	39	1,750,318	1,096,966	1,293
A012	Growing of perennial crops	S	S	S	S
A013	Plant propagation	S	S	S	S
A014	Animal production	250	18,017,762	11,219,960	728,335
A015	Support activities to agriculture and post-harvest crop activities	35	539,830	436,398	14,108
A031	Fishing	13	47,452	5,050	25
A032	Aquaculture	18	93,507	82,154	-
	MIMAROPA	97	1,396,121	1,083,152	4,576
A011	Growing of non-perennial crops	5	34,053	29,536	135
A012	Growing of perennial crops	5	323,280	253,404	384
A014	Animal production	15	192,673	128,276	863
A015	Support activities to agriculture and post-harvest crop activities	22	46,863	22,970	209
A021	Silviculture and other forestry activities	S	S	S	S
A024	Support services to forestry	S	S	S	S
A031	Fishing	32	48,584	46,106	-
A032	Aquaculture	17	728,633	602,860	2,985
	V - Bicol Region	83	689,177	522,994	73,412
A011	Growing of non-perennial crops	15	118,449	43,256	53,999
A014	Animal production	48	490,123	406,223	19,411
A015	Support activities to agriculture and post-harvest crop activities	11	60,898	55,713	-
A024	Support services to forestry	S	S	S	S
A031	Fishing	6	1,211	1,014	2
A032	Aquaculture	S	S	S	S

Table 5 Number of Establishments and Expense by Type for Agriculture, Forestry and Fishing Establishments by Region and Industry Group: Philippines, 2018

(Values are in thousand PhP, except number of establishments. Details may not add-up to total due to rounding and/or statistical disclosure control.)

Continued

2009 PSIC Code	Region / Industry Description	Number of Establishments	Expense		
			Total	Cost of Products/ By-Products Sold	Cost of Agricultural, Forestry and Fishery Services Done by Others
		(1)	(2)	(3)	(4)
	VI - Western Visayas	360	8,507,567	6,998,512	396,810
A011	Growing of non-perennial crops	192	2,837,557	1,958,602	363,899
A012	Growing of perennial crops	12	101,326	59,562	960
A013	Plant propagation	S	S	S	S
A014	Animal production	97	3,818,626	3,493,684	24,349
A015	Support activities to agriculture and post-harvest crop activities	23	80,566	56,996	2,671
A024	Support services to forestry	S	S	S	S
A031	Fishing	22	795,372	659,480	4,647
A032	Aquaculture	11	846,746	760,213	283
	VII - Central Visayas	242	5,272,415	4,228,059	6,514
A011	Growing of non-perennial crops	71	641,061	523,695	5,984
A012	Growing of perennial crops	S	S	S	S
A013	Plant propagation	S	S	S	S
A014	Animal production	108	3,166,494	2,781,200	-
A015	Support activities to agriculture and post-harvest crop activities	13	246,361	213,036	-
A031	Fishing	18	89,756	80,200	280
A032	Aquaculture	25	1,079,270	589,617	-
	VIII - Eastern Visayas	126	821,115	690,695	12,172
A011	Growing of non-perennial crops	17	231,060	197,173	7,157
A012	Growing of perennial crops	6	32,581	24,600	3,251
A014	Animal production	78	478,276	397,274	1,556
A015	Support activities to agriculture and post-harvest crop activities	11	43,543	37,292	30
A021	Silviculture and other forestry activities	S	S	S	S
A031	Fishing	S	S	S	S
A032	Aquaculture	8	31,104	30,153	161
	IX - Zamboanga Peninsula	95	3,931,650	3,431,701	8,812
A012	Growing of perennial crops	13	331,381	241,566	6,893
A013	Plant propagation	S	S	S	S
A014	Animal production	41	1,059,237	929,793	1,426
A031	Fishing	38	2,438,209	2,162,242	205
A032	Aquaculture	S	S	S	S
	X - Northern Mindanao	336	16,648,740	12,966,114	89,447
A011	Growing of non-perennial crops	17	733,753	555,228	39,345
A012	Growing of perennial crops	31	8,733,296	6,239,481	23,580
A013	Plant propagation	S	S	S	S
A014	Animal production	173	5,614,209	4,898,094	9,963

Table 5 Number of Establishments and Expense by Type for Agriculture, Forestry and Fishing Establishments by Region and Industry Group: Philippines, 2018

(Values are in thousand PhP, except number of establishments. Details may not add-up to total due to rounding and/or statistical disclosure control.)

Continued

2009 PSIC Code	Region / Industry Description	Number of Establishments	Expense		
			Total	Cost of Products/ By-Products Sold	Cost of Agricultural, Forestry and Fishery Services Done by Others
		(1)	(2)	(3)	(4)
A015	Support activities to agriculture and post-harvest crop activities	95	1,217,025	972,014	16,560
A021	Silviculture and other forestry activities	S	S	S	S
A031	Fishing	4	2,291	1,923	-
A032	Aquaculture	13	231,331	195,824	-
	XI - Davao Region	370	41,698,317	33,529,552	1,113,511
A011	Growing of non-perennial crops	8	878,405	505,652	-
A012	Growing of perennial crops	179	32,918,209	25,951,918	1,057,254
A013	Plant propagation	S	S	S	S
A014	Animal production	114	6,694,763	6,032,364	54,168
A015	Support activities to agriculture and post-harvest crop activities	44	466,767	399,492	1,273
A024	Support services to forestry	S	S	S	S
A031	Fishing	11	92,950	80,637	140
A032	Aquaculture	11	636,455	550,036	676
	XII - SOCCSKSARGEN	185	23,521,595	15,982,807	1,839,605
A011	Growing of non-perennial crops	8	1,229,863	413,909	290,943
A012	Growing of perennial crops	37	7,585,854	3,858,035	1,515,943
A013	Plant propagation	4	118,747	103,362	1,408
A014	Animal production	52	6,473,201	5,002,094	19,452
A015	Support activities to agriculture and post-harvest crop activities	42	250,297	150,031	19
A031	Fishing	30	4,841,117	3,733,874	-
A032	Aquaculture	11	3,022,516	2,721,501	11,840
	XIII - Caraga	58	1,180,798	926,858	14,536
A011	Growing of non-perennial crops	4	1,895	1,556	-
A012	Growing of perennial crops	20	870,328	680,751	431
A013	Plant propagation	3	34,134	24,253	1,360
A014	Animal production	8	163,470	126,344	10,772
A015	Support activities to agriculture and post-harvest crop activities	15	17,916	10,982	1,073
A021	Silviculture and other forestry activities	S	S	S	S
A022	Logging	S	S	S	S
A032	Aquaculture	5	42,109	42,036	-
	Autonomous Region in Muslim Mindanao	88	1,699,057	1,436,702	8,540
A011	Growing of non-perennial crops	36	8,366	7,701	8
A012	Growing of perennial crops	14	1,487,619	1,244,950	8,532
A014	Animal production	S	S	S	S
A015	Support activities to agriculture and post-harvest crop activities	S	S	S	S

Table 5 Number of Establishments and Expense by Type for Agriculture, Forestry and Fishing Establishments by Region and Industry Group: Philippines, 2018*(Values are in thousand PhP, except number of establishments. Details may not add-up to total due to rounding and/or statistical disclosure control.)**Continued*

2009 PSIC Code	Region / Industry Description	Number of Establishments	Expense		
			Total	Cost of Products/ By-Products Sold	Cost of Agricultural, Forestry and Fishery Services Done by Others
		(1)	(2)	(3)	(4)
A031	Fishing	19	116,930	111,025	-
A032	Aquaculture	11	81,131	69,382	-

Table 5 Number of Establishments and Expense by Type for Agriculture, Forestry and Fishing Establishments by Region and Industry Group: Philippines, 2018

(Values are in thousand PhP, except number of establishments. Details may not add-up to total due to rounding and/or statistical disclosure control.)

Continued

2009 PSIC Code	Region / Industry Description	Expense		
		Cost of Goods Sold	Interest Expense	General, Administrative and Other Operating Expenses
		(5)	(6)	(7)
	Philippines	8,845,308	3,193,658	37,120,376
A011	Growing of non-perennial crops	227,942	401,933	3,487,645
A012	Growing of perennial crops	495,741	318,401	10,471,867
A013	Plant propagation	92	3,513	32,728
A014	Animal production	7,595,674	1,314,394	7,763,369
A015	Support activities to agriculture and post-harvest crop activities	33,187	615,060	12,185,884
A021	Silviculture and other forestry activities	-	-	16,339
A022	Logging	S	S	S
A024	Support services to forestry	S	S	S
A031	Fishing	24,377	416,686	2,418,425
A032	Aquaculture	468,297	123,153	700,509
	National Capital Region	1,807,822	641,181	12,822,779
A011	Growing of non-perennial crops	-	-	16,072
A014	Animal production	1,798,988	133	195,451
A015	Support activities to agriculture and post-harvest crop activities	-	525,533	11,453,074
A031	Fishing	8,834	115,449	1,146,320
A032	Aquaculture	-	66	11,862
	Cordillera Administrative Region	-	1,702	7,455
A011	Growing of non-perennial crops	-	-	1,289
A012	Growing of perennial crops	S	S	S
A014	Animal production	-	1,702	2,211
A015	Support activities to agriculture and post-harvest crop activities	-	-	518
A021	Silviculture and other forestry activities	S	S	S
	I - Ilocos Region	22,658	71,213	208,321
A011	Growing of non-perennial crops	1,125	1,298	57,540
A012	Growing of perennial crops	S	S	S
A014	Animal production	8,100	56,172	83,381
A015	Support activities to agriculture and post-harvest crop activities	333	11,643	46,220
A031	Fishing	S	S	S
A032	Aquaculture	12,980	2,100	20,064
	II - Cagayan Valley	601,484	83,660	219,662
A011	Growing of non-perennial crops	192,064	5,340	105,591
A013	Plant propagation	S	S	S
A014	Animal production	361,543	78,111	89,209
A015	Support activities to agriculture and post-harvest crop activities	19,974	-	17,961

Table 5 Number of Establishments and Expense by Type for Agriculture, Forestry and Fishing Establishments by Region and Industry Group: Philippines, 2018

(Values are in thousand PhP, except number of establishments. Details may not add-up to total due to rounding and/or statistical disclosure control.)

Continued

2009 PSIC Code	Region / Industry Description	Expense		
		Cost of Goods Sold	Interest Expense	General, Administrative and Other Operating Expenses
		(5)	(6)	(7)
A032	Aquaculture	S	S	S
	III - Central Luzon	369,344	893,245	4,518,505
A011	Growing of non-perennial crops	392	101,352	1,266,715
A012	Growing of perennial crops	821	2,592	37,864
A014	Animal production	367,511	749,510	2,998,183
A015	Support activities to agriculture and post-harvest crop activities	554	24,297	153,453
A021	Silviculture and other forestry activities	S	S	S
A022	Logging	S	S	S
A031	Fishing	65	-	572
A032	Aquaculture	-	15,494	56,542
	IVA - CALABARZON	4,326,459	216,245	2,346,137
A011	Growing of non-perennial crops	10,591	134,725	506,743
A012	Growing of perennial crops	S	S	S
A013	Plant propagation	S	S	S
A014	Animal production	4,315,868	64,939	1,688,660
A015	Support activities to agriculture and post-harvest crop activities	-	7,277	82,047
A031	Fishing	-	-	42,377
A032	Aquaculture	-	341	11,012
	MIMAROPA	12,189	10,972	285,232
A011	Growing of non-perennial crops	-	-	4,382
A012	Growing of perennial crops	297	8,788	60,406
A014	Animal production	-	1,861	61,673
A015	Support activities to agriculture and post-harvest crop activities	6,087	323	17,274
A021	Silviculture and other forestry activities	S	S	S
A024	Support services to forestry	S	S	S
A031	Fishing	-	-	2,478
A032	Aquaculture	5,804	-	116,983
	V - Bicol Region	12,312	4,145	76,314
A011	Growing of non-perennial crops	291	1,568	19,335
A014	Animal production	10,845	1,269	52,375
A015	Support activities to agriculture and post-harvest crop activities	1,056	1,308	2,821
A024	Support services to forestry	S	S	S
A031	Fishing	-	-	195
A032	Aquaculture	S	S	S

Table 5 Number of Establishments and Expense by Type for Agriculture, Forestry and Fishing Establishments by Region and Industry Group: Philippines, 2018

(Values are in thousand PhP, except number of establishments. Details may not add-up to total due to rounding and/or statistical disclosure control.)

Continued

2009 PSIC Code	Region / Industry Description	Expense		
		Cost of Goods Sold	Interest Expense	General, Administrative and Other Operating Expenses
		(5)	(6)	(7)
	VI - Western Visayas	163,753	85,201	863,689
A011	Growing of non-perennial crops	22,261	20,806	472,386
A012	Growing of perennial crops	4,849	-	35,954
A013	Plant propagation	S	S	S
A014	Animal production	128,846	13,953	157,795
A015	Support activities to agriculture and post-harvest crop activities	1,149	-	19,749
A024	Support services to forestry	S	S	S
A031	Fishing	6,603	22,111	102,531
A032	Aquaculture	-	28,302	57,947
	VII - Central Visayas	468,683	60,481	508,678
A011	Growing of non-perennial crops	605	11,153	99,623
A012	Growing of perennial crops	S	S	S
A013	Plant propagation	S	S	S
A014	Animal production	46,228	30,941	308,125
A015	Support activities to agriculture and post-harvest crop activities	-	4,743	28,583
A031	Fishing	-	846	8,430
A032	Aquaculture	421,437	11,311	56,905
	VIII - Eastern Visayas	130	15,945	102,209
A011	Growing of non-perennial crops	-	4,477	22,253
A012	Growing of perennial crops	-	1,191	3,539
A014	Animal production	-	7,792	71,655
A015	Support activities to agriculture and post-harvest crop activities	-	2,058	4,200
A021	Silviculture and other forestry activities	S	S	S
A031	Fishing	S	S	S
A032	Aquaculture	97	421	272
	IX - Zamboanga Peninsula	5,885	101,009	384,242
A012	Growing of perennial crops	4,301	15,185	63,438
A013	Plant propagation	S	S	S
A014	Animal production	1,585	5,068	121,365
A031	Fishing	-	80,756	195,006
A032	Aquaculture	S	S	S
	X - Northern Mindanao	408,107	103,738	3,081,334
A011	Growing of non-perennial crops	845	12,023	126,313
A012	Growing of perennial crops	12,623	38,140	2,419,473
A013	Plant propagation	S	S	S
A014	Animal production	393,711	21,832	290,609

Table 5 Number of Establishments and Expense by Type for Agriculture, Forestry and Fishing Establishments by Region and Industry Group: Philippines, 2018

(Values are in thousand PhP, except number of establishments. Details may not add-up to total due to rounding and/or statistical disclosure control.)

Continued

2009 PSIC Code	Region / Industry Description	Expense		
		Cost of Goods Sold	Interest Expense	General, Administrative and Other Operating Expenses
		(5)	(6)	(7)
A015	Support activities to agriculture and post-harvest crop activities	928	31,560	195,963
A021	Silviculture and other forestry activities	S	S	S
A031	Fishing	-	-	368
A032	Aquaculture	-	183	35,325
	XI - Davao Region	329,039	336,625	6,389,589
A011	Growing of non-perennial crops	-	108,015	264,738
A012	Growing of perennial crops	315,268	109,259	5,484,510
A013	Plant propagation	S	S	S
A014	Animal production	11,029	106,624	490,578
A015	Support activities to agriculture and post-harvest crop activities	-	2,720	63,283
A024	Support services to forestry	S	S	S
A031	Fishing	2,742	620	8,812
A032	Aquaculture	-	8,909	76,834
	XII - SOCCSKSARGEN	235,965	450,241	5,012,978
A011	Growing of non-perennial crops	28	1,027	523,956
A012	Growing of perennial crops	86,350	20,558	2,104,968
A013	Plant propagation	-	1,479	12,498
A014	Animal production	143,486	174,487	1,133,682
A015	Support activities to agriculture and post-harvest crop activities	-	3,598	96,650
A031	Fishing	6,101	193,274	907,868
A032	Aquaculture	-	55,819	233,356
	XIII - Caraga	74,081	17,075	148,248
A011	Growing of non-perennial crops	57	150	132
A012	Growing of perennial crops	62,948	14,958	111,241
A013	Plant propagation	-	1,479	7,042
A014	Animal production	7,934	-	18,420
A015	Support activities to agriculture and post-harvest crop activities	3,141	-	2,720
A021	Silviculture and other forestry activities	S	S	S
A022	Logging	S	S	S
A032	Aquaculture	-	-	73
	Autonomous Region in Muslim Mindanao	7,832	100,980	145,003
A011	Growing of non-perennial crops	80	-	577
A012	Growing of perennial crops	7,752	97,357	129,029
A014	Animal production	S	S	S
A015	Support activities to agriculture and post-harvest crop activities	S	S	S

Table 5 Number of Establishments and Expense by Type for Agriculture, Forestry and Fishing Establishments by Region and Industry Group: Philippines, 2018

(Values are in thousand PhP, except number of establishments. Details may not add-up to total due to rounding and/or statistical disclosure control.)

Concluded

2009 PSIC Code	Region / Industry Description	Expense		
		Cost of Goods Sold	Interest Expense	General, Administrative and Other Operating Expenses
		(5)	(6)	(7)
A031	Fishing	-	3,624	2,281
A032	Aquaculture	-	-	11,749

Notes: "-" - zero value

S - suppressed

Source: Philippine Statistics Authority, 2018 Census of Philippine Business and Industry

Table 5.1 Number of Establishments and Cost of Products/By-Products Sold by Type for Agriculture, Forestry and Fishing Establishments by Region and Industry Group: Philippines, 2018*(Values are in thousand PhP, except number of establishments. Details may not add-up to total due to rounding and/or statistical disclosure control.)*

2009 PSIC Code	Region / Industry Description	Number of Establishments	Cost of Products/By-Products Sold	
			Total	Direct Materials Used
		(1)	(2)	(3)
	Philippines	3,285	139,828,588	84,461,746
A011	Growing of non-perennial crops	500	7,749,047	5,215,199
A012	Growing of perennial crops	341	38,778,228	15,743,621
A013	Plant propagation	18	259,914	182,655
A014	Animal production	1,593	69,806,178	54,028,233
A015	Support activities to agriculture and post-harvest crop activities	413	3,898,254	1,538,377
A021	Silviculture and other forestry activities	7	58,792	8,558
A022	Logging	S	S	S
A024	Support services to forestry	S	S	S
A031	Fishing	223	12,168,287	3,122,500
A032	Aquaculture	183	7,093,084	4,616,381
	National Capital Region	57	6,547,547	1,543,446
A011	Growing of non-perennial crops	13	30,384	3,456
A014	Animal production	19	735,794	305,061
A015	Support activities to agriculture and post-harvest crop activities	7	441,969	1,399
A031	Fishing	10	5,214,987	1,217,043
A032	Aquaculture	8	124,413	16,487
	Cordillera Administrative Region	39	154,363	107,438
A011	Growing of non-perennial crops	7	15,828	1,410
A012	Growing of perennial crops	S	S	S
A014	Animal production	15	130,033	105,493
A015	Support activities to agriculture and post-harvest crop activities	15	4,880	441
A021	Silviculture and other forestry activities	S	S	S
	I - Ilocos Region	127	2,428,296	1,919,152
A011	Growing of non-perennial crops	18	104,249	85,716
A012	Growing of perennial crops	S	S	S
A014	Animal production	67	1,493,341	1,156,303
A015	Support activities to agriculture and post-harvest crop activities	14	230,256	163,855
A031	Fishing	S	S	S
A032	Aquaculture	14	588,315	512,883
	II - Cagayan Valley	68	1,233,561	746,566
A011	Growing of non-perennial crops	12	174,786	32,726
A013	Plant propagation	S	S	S
A014	Animal production	41	901,888	614,922
A015	Support activities to agriculture and post-harvest crop activities	12	41,160	8,565

Continued

Table 5.1 Number of Establishments and Cost of Products/By-Products Sold by Type for Agriculture, Forestry and Fishing Establishments by Region and Industry Group: Philippines, 2018

(Values are in thousand PhP, except number of establishments. Details may not add-up to total due to rounding and/or statistical disclosure control.)

Continued

2009 PSIC Code	Region / Industry Description	Number Of Establishments	Cost of Products/By-Products Sold	
			Total	Direct Materials Used
		(1)	(2)	(3)
A032	Aquaculture	S	S	S
	III - Central Luzon	586	34,702,858	25,877,612
A011	Growing of non-perennial crops	39	2,090,525	1,740,302
A012	Growing of perennial crops	6	56,523	19,648
A014	Animal production	465	31,129,601	23,300,693
A015	Support activities to agriculture and post-harvest crop activities	47	821,637	398,677
A021	Silviculture and other forestry activities	S	S	S
A022	Logging	S	S	S
A031	Fishing	3	57,159	43,764
A032	Aquaculture	24	543,579	374,492
	IVA - CALABARZON	366	12,964,817	9,992,341
A011	Growing of non-perennial crops	39	1,096,966	1,100,165
A012	Growing of perennial crops	S	S	S
A013	Plant propagation	S	S	S
A014	Animal production	250	11,219,960	8,545,135
A015	Support activities to agriculture and post-harvest crop activities	35	436,398	205,547
A031	Fishing	13	5,050	329
A032	Aquaculture	18	82,154	29,032
	MIMAROPA	97	1,083,152	321,085
A011	Growing of non-perennial crops	5	29,536	17,615
A012	Growing of perennial crops	5	253,404	158,390
A014	Animal production	15	128,276	84,515
A015	Support activities to agriculture and post-harvest crop activities	22	22,970	3,043
A021	Silviculture and other forestry activities	S	S	S
A024	Support services to forestry	S	S	S
A031	Fishing	32	46,106	8,425
A032	Aquaculture	17	602,860	49,096
	V - Bicol Region	83	522,994	369,572
A011	Growing of non-perennial crops	15	43,256	30,578
A014	Animal production	48	406,223	293,825
A015	Support activities to agriculture and post-harvest crop activities	11	55,713	30,833
A024	Support services to forestry	S	S	S
A031	Fishing	6	1,014	48
A032	Aquaculture	S	S	S
	VI - Western Visayas	360	6,998,512	4,497,066
A011	Growing of non-perennial crops	192	1,958,602	681,333

Table 5.1 Number of Establishments and Cost of Products/By-Products Sold by Type for Agriculture, Forestry and Fishing Establishments by Region and Industry Group: Philippines, 2018

(Values are in thousand PhP, except number of establishments. Details may not add-up to total due to rounding and/or statistical disclosure control.)

Continued

2009 PSIC Code	Region / Industry Description	Number of Establishments	Cost of Products/By-Products Sold	
			Total	Direct Materials Used
			(2)	(3)
A012	Growing of perennial crops	12	59,562	17,161
A013	Plant propagation	S	S	S
A014	Animal production	97	3,493,684	3,137,921
A015	Support activities to agriculture and post-harvest crop activities	23	56,996	22,369
A024	Support services to forestry	S	S	S
A031	Fishing	22	659,480	158,829
A032	Aquaculture	11	760,213	477,417
	VII - Central Visayas	242	4,228,059	2,993,049
A011	Growing of non-perennial crops	71	523,695	190,943
A012	Growing of perennial crops	S	S	S
A013	Plant propagation	S	S	S
A014	Animal production	108	2,781,200	2,280,489
A015	Support activities to agriculture and post-harvest crop activities	13	213,036	109,911
A031	Fishing	18	80,200	9,108
A032	Aquaculture	25	589,617	379,380
	VIII - Eastern Visayas	126	690,695	399,793
A011	Growing of non-perennial crops	17	197,173	130,186
A012	Growing of perennial crops	6	24,600	5,104
A014	Animal production	78	397,274	236,311
A015	Support activities to agriculture and post-harvest crop activities	11	37,292	5,578
A021	Silviculture and other forestry activities	S	S	S
A031	Fishing	S	S	S
A032	Aquaculture	8	30,153	21,996
	IX - Zamboanga Peninsula	95	3,431,701	1,023,250
A012	Growing of perennial crops	13	241,566	60,614
A013	Plant propagation	S	S	S
A014	Animal production	41	929,793	686,712
A031	Fishing	38	2,162,242	207,111
A032	Aquaculture	S	S	S
	X - Northern Mindanao	336	12,966,114	6,958,870
A011	Growing of non-perennial crops	17	555,228	401,014
A012	Growing of perennial crops	31	6,239,481	1,770,623
A013	Plant propagation	S	S	S
A014	Animal production	173	4,898,094	4,129,927
A015	Support activities to agriculture and post-harvest crop activities	95	972,014	389,018
A021	Silviculture and other forestry activities	S	S	S
A031	Fishing	4	1,923	695
A032	Aquaculture	13	195,824	203,489

Table 5.1 Number of Establishments and Cost of Products/By-Products Sold by Type for Agriculture, Forestry and Fishing Establishments by Region and Industry Group: Philippines, 2018

(Values are in thousand PhP, except number of establishments. Details may not add-up to total due to rounding and/or statistical disclosure control.)

Continued

2009 PSIC Code	Region / Industry Description	Number of Establishments	Cost of Products/By-Products Sold	
			Total	Direct Materials Used
			(1)	(2)
	XI - Davao Region	370	33,529,552	17,035,020
A011	Growing of non-perennial crops	8	505,652	592,181
A012	Growing of perennial crops	179	25,951,918	10,561,991
A013	Plant propagation	S	S	S
A014	Animal production	114	6,032,364	5,291,186
A015	Support activities to agriculture and post-harvest crop activities	44	399,492	98,233
A024	Support services to forestry	S	S	S
A031	Fishing	11	80,637	33,473
A032	Aquaculture	11	550,036	452,672
	XII - SOCCSKSARGEN	185	15,982,807	9,666,002
A011	Growing of non-perennial crops	8	413,909	205,681
A012	Growing of perennial crops	37	3,858,035	2,314,023
A013	Plant propagation	4	103,362	78,273
A014	Animal production	52	5,002,094	3,758,836
A015	Support activities to agriculture and post-harvest crop activities	42	150,031	98,780
A031	Fishing	30	3,733,874	1,347,051
A032	Aquaculture	11	2,721,501	1,863,359
	XIII - Caraga	58	926,858	540,874
A011	Growing of non-perennial crops	4	1,556	285
A012	Growing of perennial crops	20	680,751	379,475
A013	Plant propagation	3	24,253	12,834
A014	Animal production	8	126,344	100,889
A015	Support activities to agriculture and post-harvest crop activities	15	10,982	1,752
A021	Silviculture and other forestry activities	S	S	S
A022	Logging	S	S	S
A032	Aquaculture	5	42,036	41,118
	Autonomous Region in Muslim Mindanao	88	1,436,702	470,610
A011	Growing of non-perennial crops	36	7,701	1,609
A012	Growing of perennial crops	14	1,244,950	321,899
A014	Animal production	S	S	S
A015	Support activities to agriculture and post-harvest crop activities	S	S	S
A031	Fishing	19	111,025	96,219
A032	Aquaculture	11	69,382	50,493

Table 5.1 Number of Establishments and Cost of Products/By-Products Sold by Type for Agriculture, Forestry and Fishing Establishments by Region and Industry Group: Philippines, 2018

(Values are in thousand PHP, except number of establishments. Details may not add-up to total due to rounding and/or statistical disclosure control.)

Continued

2009 PSIC Code	Region / Industry Description	Cost of Products/By-Products Sold		
		Direct Labor	Overhead Cost	Beginning Less Ending Inventories of Finished Products and Work-in- Progress
		(4)	(5)	(6)
	Philippines	18,984,456	38,757,975	-2,375,589
A011	Growing of non-perennial crops	1,990,081	1,837,324	-1,293,557
A012	Growing of perennial crops	9,417,081	13,512,948	104,578
A013	Plant propagation	29,219	48,191	-151
A014	Animal production	4,363,400	12,479,262	-1,064,717
A015	Support activities to agriculture and post-harvest crop activities	601,740	1,738,328	19,809
A021	Silviculture and other forestry activities	27,207	21,501	1,526
A022	Logging	S	S	S
A024	Support services to forestry	S	S	S
A031	Fishing	1,796,559	7,244,412	4,816
A032	Aquaculture	752,646	1,871,734	-147,677
	National Capital Region	1,056,470	3,941,311	6,320
A011	Growing of non-perennial crops	17,363	9,565	-
A014	Animal production	71,065	360,310	-642
A015	Support activities to agriculture and post-harvest crop activities	22,300	418,270	-
A031	Fishing	895,382	3,102,562	-
A032	Aquaculture	50,360	50,604	6,962
	Cordillera Administrative Region	16,077	30,826	24
A011	Growing of non-perennial crops	7,051	6,779	589
A012	Growing of perennial crops	S	S	S
A014	Animal production	4,795	20,310	-565
A015	Support activities to agriculture and post-harvest crop activities	845	3,594	-
A021	Silviculture and other forestry activities	S	S	S
	I - Ilocos Region	215,844	323,474	-30,174
A011	Growing of non-perennial crops	17,289	17,956	-16,712
A012	Growing of perennial crops	S	S	S
A014	Animal production	150,358	201,492	-14,811
A015	Support activities to agriculture and post-harvest crop activities	15,658	51,713	-970
A031	Fishing	S	S	S
A032	Aquaculture	26,471	46,643	2,318
	II - Cagayan Valley	233,595	271,508	-18,108
A011	Growing of non-perennial crops	93,412	48,710	-62
A013	Plant propagation	S	S	S
A013	Plant propagation	S	S	S
A014	Animal production	109,638	195,383	-18,055
A015	Support activities to agriculture and post-harvest crop activities	12,991	19,604	-

Table 5.1 Number of Establishments and Cost of Products/By-Products Sold by Type for Agriculture, Forestry and Fishing Establishments by Region and Industry Group: Philippines, 2018

(Values are in thousand PhP, except number of establishments. Details may not add-up to total due to rounding and/or statistical disclosure control.)

Continued

2009 PSIC Code	Region / Industry Description	Cost of Products/By-Products Sold		
		Direct Labor	Overhead Cost	Beginning Less Ending Inventories of Finished Products and Work-in- Progress
		(4)	(5)	(6)
A032	Aquaculture	S	S	S
	III - Central Luzon	1,783,919	7,692,094	-650,767
A011	Growing of non-perennial crops	332,047	429,276	-411,100
A012	Growing of perennial crops	5,023	37,116	-5,265
A014	Animal production	1,296,849	6,751,198	-219,139
A015	Support activities to agriculture and post-harvest crop activities	118,220	300,952	3,789
A021	Silviculture and other forestry activities	S	S	S
A022	Logging	S	S	S
A031	Fishing	5,705	1,691	5,999
A032	Aquaculture	26,069	171,259	-28,241
	IVA - CALABARZON	1,422,629	2,267,718	-717,872
A011	Growing of non-perennial crops	222,042	254,953	-480,195
A012	Growing of perennial crops	S	S	S
A013	Plant propagation	S	S	S
A014	Animal production	1,093,387	1,813,721	-232,284
A015	Support activities to agriculture and post-harvest crop activities	77,981	153,033	-162
A031	Fishing	2,237	2,484	-
A032	Aquaculture	21,570	36,778	-5,226
	MIMAROPA	353,498	417,062	-8,492
A011	Growing of non-perennial crops	3,033	8,704	185
A012	Growing of perennial crops	67,337	27,161	517
A014	Animal production	11,674	47,514	-15,427
A015	Support activities to agriculture and post-harvest crop activities	6,047	13,879	-
A021	Silviculture and other forestry activities	S	S	S
A024	Support services to forestry	S	S	S
A031	Fishing	15,167	22,514	-
A032	Aquaculture	250,240	297,291	6,233
	V - Bicol	64,048	115,596	-26,221
A011	Growing of non-perennial crops	6,455	6,217	6
A014	Animal production	51,862	86,764	-26,228
A015	Support activities to agriculture and post-harvest crop activities	4,146	20,733	-
A024	Support services to forestry	S	S	S
A031	Fishing	544	423	-
A032	Aquaculture	S	S	S
	VI - Western Visayas	1,175,570	1,461,041	-135,166
A011	Growing of non-perennial crops	779,259	560,844	-62,834

Table 5.1 Number of Establishments and Cost of Products/By-Products Sold by Type for Agriculture, Forestry and Fishing Establishments by Region and Industry Group: Philippines, 2018

(Values are in thousand PhP, except number of establishments. Details may not add-up to total due to rounding and/or statistical disclosure control.)

Continued

2009 PSIC Code	Region / Industry Description	Cost of Products/By-Products Sold		
		Direct Labor	Overhead Cost	Beginning Less Ending Inventories of Finished Products and Work-in- Progress
		(4)	(5)	(6)
A012	Growing of perennial crops	19,490	60,291	-37,379
A013	Plant propagation	S	S	S
A014	Animal production	151,089	227,674	-22,999
A015	Support activities to agriculture and post-harvest crop activities	7,099	27,532	-4
A024	Support services to forestry	S	S	S
A031	Fishing	174,355	326,447	-151
A032	Aquaculture	38,834	255,811	-11,848
	VII - Central Visayas	583,434	735,631	-84,056
A011	Growing of non-perennial crops	236,537	94,031	2,184
A012	Growing of perennial crops	S	S	S
A013	Plant propagation	S	S	S
A014	Animal production	238,656	334,433	-72,379
A015	Support activities to agriculture and post-harvest crop activities	31,579	71,675	-129
A031	Fishing	10,873	60,220	-
A032	Aquaculture	52,857	169,687	-12,306
	VIII - Eastern Visayas	140,432	155,032	-4,562
A011	Growing of non-perennial crops	36,410	33,077	-2,500
A012	Growing of perennial crops	15,072	4,349	74
A014	Animal production	72,391	91,028	-2,456
A015	Support activities to agriculture and post-harvest crop activities	10,040	21,674	-
A021	Silviculture and other forestry activities	S	S	S
A031	Fishing	S	S	S
A032	Aquaculture	3,468	4,365	324
	IX - Zamboanga Peninsula	447,110	1,985,044	-23,702
A012	Growing of perennial crops	162,908	41,672	-23,628
A013	Plant propagation	S	S	S
A014	Animal production	69,340	175,800	-2,058
A031	Fishing	212,029	1,743,512	-411
A032	Aquaculture	S	S	S
	X - Northern Mindanao	2,183,306	3,782,142	41,796
A011	Growing of non-perennial crops	64,359	81,588	8,266
A012	Growing of perennial crops	1,585,558	2,837,303	45,997
A013	Plant propagation	S	S	S
A014	Animal production	286,902	466,384	14,881
A015	Support activities to agriculture and post-harvest crop activities	205,426	353,010	24,561
A021	Silviculture and other forestry activities	S	S	S
A031	Fishing	699	529	-
A032	Aquaculture	14,992	28,200	-50,857

Table 5.1 Number of Establishments and Cost of Products/By-Products Sold by Type for Agriculture, Forestry and Fishing Establishments by Region and Industry Group: Philippines, 2018

(Values are in thousand PhP, except number of establishments. Details may not add-up to total due to rounding and/or statistical disclosure control.)

Concluded

2009 PSIC Code	Region / Industry Description	Cost of Products/By-Products Sold		
		Direct Labor	Overhead Cost	Beginning Less Ending Inventories of Finished Products and Work-in- Progress
		(4)	(5)	(6)
	XI - Davao Region	7,033,079	10,146,512	-685,059
A011	Growing of non-perennial crops	114,212	183,283	-384,023
A012	Growing of perennial crops	6,397,842	8,859,651	132,434
A013	Plant propagation	S	S	S
A014	Animal production	427,203	742,938	-428,962
A015	Support activities to agriculture and post-harvest crop activities	46,884	255,222	-848
A024	Support services to forestry	S	S	S
A031	Fishing	7,124	40,040	-
A032	Aquaculture	36,533	63,573	-2,742
	XII - SOCCSKSARGEN	1,608,903	4,720,933	-13,032
A011	Growing of non-perennial crops	54,804	100,731	52,694
A012	Growing of perennial crops	545,372	1,002,249	-3,608
A013	Plant propagation	1,583	23,506	-
A014	Animal production	299,916	940,018	3,324
A015	Support activities to agriculture and post-harvest crop activities	39,514	22,421	-10,684
A031	Fishing	451,422	1,935,401	-
A032	Aquaculture	216,292	696,607	-54,757
	XIII - Caraga	178,878	231,275	-24,169
A011	Growing of non-perennial crops	930	341	-
A012	Growing of perennial crops	130,653	172,086	-1,462
A013	Plant propagation	2,264	9,155	-
A014	Animal production	28,084	24,288	-26,917
A015	Support activities to agriculture and post-harvest crop activities	390	4,583	4,257
A021	Silviculture and other forestry activities	S	S	S
A022	Logging	S	S	S
A032	Aquaculture	315	602	-
	Autonomous Region in Muslim Mindanao	487,663	480,778	-2,349
A011	Growing of non-perennial crops	4,879	1,269	-55
A012	Growing of perennial crops	465,919	458,808	-1,676
A014	Animal production	S	S	S
A015	Support activities to agriculture and post-harvest crop activities	S	S	S
A031	Fishing	12,702	2,721	-618
A032	Aquaculture	1,350	17,538	-

Notes: "-" - zero value

S - suppressed

Source: Philippine Statistics Authority, 2018 Census of Philippine Business and Industry

Table 5.2 Number of Establishments and Cost of Goods Sold for Agriculture, Forestry and Fishing Establishments by Region and Industry Group: Philippines, 2018

(Values are in thousand PhP, except number of establishments. Details may not add-up to total due to rounding and/or statistical disclosure control.)

2009 PSIC Code	Region / Industry Description	Number of Establishments	Cost of Goods Sold		
			Total	Goods Purchased for Resale	Beginning Less Ending Inventories of Goods for Resale
		(1)	(2)	(3)	(4)
	Philippines	3,285	8,879,735	8,847,149	32,586
A011	Growing of non-perennial crops	500	228,339	227,591	748
A012	Growing of perennial crops	341	495,741	491,966	3,775
A013	Plant propagation	18	92	40	52
A014	Animal production	1,593	7,629,667	7,567,541	62,126
A015	Support activities to agriculture and post-harvest crop activities	413	33,223	35,490	-2,268
A021	Silviculture and other forestry activities	7	-	-	-
A022	Logging	S	S	S	S
A024	Support services to forestry	S	S	S	S
A031	Fishing	223	24,377	27,886	-3,509
A032	Aquaculture	183	468,297	496,634	-28,337
	National Capital Region	57	1,807,822	1,812,089	-4,267
A011	Growing of non-perennial crops	13	-	-	-
A014	Animal production	19	1,798,988	1,803,255	-4,267
A015	Support activities to agriculture and post-harvest crop activities	7	-	-	-
A031	Fishing	10	8,834	8,834	-
A032	Aquaculture	8	-	-	-
	Cordillera Administrative Region	39	-	-	-
A011	Growing of non-perennial crops	7	-	-	-
A012	Growing of perennial crops	S	S	S	S
A014	Animal production	15	-	-	-
A015	Support activities to agriculture and post-harvest crop activities	15	-	-	-
A021	Silviculture and other forestry activities	S	S	S	S
	I - Ilocos Region	127	22,658	27,290	-4,633
A011	Growing of non-perennial crops	18	1,125	2,076	-951
A012	Growing of perennial crops	S	S	S	S
A014	Animal production	67	8,100	9,706	-1,606
A015	Support activities to agriculture and post-harvest crop activities	14	333	392	-59
A031	Fishing	S	S	S	S
A032	Aquaculture	14	12,980	15,015	-2,036
	II - Cagayan Valley	68	601,484	629,193	-27,709
A011	Growing of non-perennial crops	12	192,064	193,481	-1,418
A013	Plant propagation	S	S	S	S
A014	Animal production	41	361,543	360,461	1,082
A015	Support activities to agriculture and post-harvest crop activities	12	19,974	19,967	6

Continued

Table 5.2 Number of Establishments and Cost of Goods Sold for Agriculture, Forestry and Fishing Establishments by Region and Industry Group: Philippines, 2018

(Values are in thousand PhP, except number of establishments. Details may not add-up to total due to rounding and/or statistical disclosure control.)

Continued

2009 PSIC Code	Region / Industry Description	Number of Establishments	Cost of Goods Sold		
			Total	Goods Purchased for Resale	Beginning Less Ending Inventories of Goods for Resale
		(1)	(2)	(3)	(4)
A032	Aquaculture	S	S	S	S
	III - Central Luzon	586	369,344	383,820	-14,476
A011	Growing of non-perennial crops	39	392	560	-168
A012	Growing of perennial crops	6	821	937	-115
A014	Animal production	465	367,511	381,637	-14,126
A015	Support activities to agriculture and post-harvest crop activities	47	554	595	-41
A021	Silviculture and other forestry activities	S	S	S	S
A022	Logging	S	S	S	S
A031	Fishing	3	65	90	-25
A032	Aquaculture	24	-	-	-
	IVA - CALABARZON	366	4,360,454	4,382,507	-22,053
A011	Growing of non-perennial crops	39	10,591	10,591	-
A012	Growing of perennial crops	S	S	S	S
A013	Plant propagation	S	S	S	S
A014	Animal production	250	4,349,863	4,371,916	-22,053
A015	Support activities to agriculture and post-harvest crop activities	35	-	-	-
A031	Fishing	13	-	-	-
A032	Aquaculture	18	-	-	-
	MIMAROPA	97	12,189	14,319	-2,131
A011	Growing of non-perennial crops	5	-	-	-
A012	Growing of perennial crops	5	297	331	-33
A014	Animal production	15	-	-	-
A015	Support activities to agriculture and post-harvest crop activities	22	6,087	8,702	-2,615
A021	Silviculture and other forestry activities	S	S	S	S
A024	Support services to forestry	S	S	S	S
A031	Fishing	32	-	-	-
A032	Aquaculture	17	5,804	5,286	518
	V - Bicol Region	83	12,312	12,014	297
A011	Growing of non-perennial crops	15	291	155	136
A014	Animal production	48	10,845	10,967	-122
A015	Support activities to agriculture and post-harvest crop activities	11	1,056	772	283
A024	Support services to forestry	S	S	S	S
A031	Fishing	6	-	-	-
A032	Aquaculture	S	S	S	S
	VI - Western Visayas	360	163,753	161,371	2,382
A011	Growing of non-perennial crops	192	22,261	19,464	2,797

Table 5.2 Number of Establishments and Cost of Goods Sold for Agriculture, Forestry and Fishing Establishments by Region and Industry Group: Philippines, 2018

(Values are in thousand PhP, except number of establishments. Details may not add-up to total due to rounding and/or statistical disclosure control.)

Continued

2009 PSIC Code	Region / Industry Description	Number of Establishments	Cost of Goods Sold		
			Total	Goods Purchased for Resale	Beginning Less Ending Inventories of Goods for Resale
		(1)	(2)	(3)	(4)
A012	Growing of perennial crops	12	4,849	2,424	2,424
A013	Plant propagation	S	S	S	S
A014	Animal production	97	128,846	131,312	-2,465
A015	Support activities to agriculture and post-harvest crop activities	23	1,149	575	575
A024	Support services to forestry	S	S	S	S
A031	Fishing	22	6,603	7,557	-954
A032	Aquaculture	11	-	-	-
	VII - Central Visayas	242	468,683	458,513	10,170
A011	Growing of non-perennial crops	71	605	716	-111
A012	Growing of perennial crops	S	S	S	S
A013	Plant propagation	S	S	S	S
A014	Animal production	108	46,228	36,660	9,567
A015	Support activities to agriculture and post-harvest crop activities	13	-	-	-
A031	Fishing	18	-	-	-
A032	Aquaculture	25	421,437	420,929	508
	VIII - Eastern Visayas	126	130	-	130
A011	Growing of non-perennial crops	17	-	-	-
A012	Growing of perennial crops	6	-	-	-
A014	Animal production	78	-	-	-
A015	Support activities to agriculture and post-harvest crop activities	11	-	-	-
A021	Silviculture and other forestry activities	S	S	S	S
A031	Fishing	S	S	S	S
A032	Aquaculture	8	97	-	97
	IX - Zamboanga Peninsula	95	5,885	7,171	-1,286
A012	Growing of perennial crops	13	4,301	3,973	327
A013	Plant propagation	S	S	S	S
A014	Animal production	41	1,585	3,197	-1,613
A031	Fishing	38	-	-	-
A032	Aquaculture	S	S	S	S
	X - Northern Mindanao	336	408,107	307,180	100,927
A011	Growing of non-perennial crops	17	845	302	543
A012	Growing of perennial crops	31	12,623	13,370	-747
A013	Plant propagation	S	S	S	S
A014	Animal production	173	393,711	292,583	101,128
A015	Support activities to agriculture and post-harvest crop activities	95	928	925	3
A021	Silviculture and other forestry activities	S	S	S	S
A031	Fishing	4	-	-	-

Table 5.2 Number of Establishments and Cost of Goods Sold for Agriculture, Forestry and Fishing Establishments by Region and Industry Group: Philippines, 2018

(Values are in thousand PhP, except number of establishments. Details may not add-up to total due to rounding and/or statistical disclosure control.)

Concluded

2009 PSIC Code	Region / Industry Description	Number of Establishments	Cost of Goods Sold		
			Total	Goods Purchased for Resale	Beginning Less Ending Inventories of Goods for Resale
		(1)	(2)	(3)	(4)
A032	Aquaculture	13	-	-	-
	XI - Davao Region	370	329,039	327,971	1,067
A011	Growing of non-perennial crops	8	-	-	-
A012	Growing of perennial crops	179	315,268	314,209	1,059
A013	Plant propagation	S	S	S	S
A014	Animal production	114	11,029	11,029	-
A015	Support activities to agriculture and post-harvest crop activities	44	-	-	-
A024	Support services to forestry	S	S	S	S
A031	Fishing	11	2,742	2,733	9
A032	Aquaculture	11	-	-	-
	XII - SOCCSKSARGEN	185	235,965	241,857	-5,892
A011	Growing of non-perennial crops	8	28	33	-5
A012	Growing of perennial crops	37	86,350	86,183	167
A013	Plant propagation	4	-	-	-
A014	Animal production	52	143,486	146,968	-3,482
A015	Support activities to agriculture and post-harvest crop activities	42	-	-	-
A031	Fishing	30	6,101	8,673	-2,572
A032	Aquaculture	11	-	-	-
	XIII - Caraga	58	74,081	74,451	-370
A011	Growing of non-perennial crops	4	57	183	-126
A012	Growing of perennial crops	20	62,948	62,857	91
A013	Plant propagation	3	-	-	-
A014	Animal production	8	7,934	7,850	85
A015	Support activities to agriculture and post-harvest crop activities	15	3,141	3,561	-420
A021	Silviculture and other forestry activities	S	S	S	S
A022	Logging	S	S	S	S
A032	Aquaculture	5	-	-	-
	Autonomous Region in Muslim Mindanao	88	7,832	7,402	430
A011	Growing of non-perennial crops	36	80	29	52
A012	Growing of perennial crops	14	7,752	7,374	378
A014	Animal production	S	S	S	S
A015	Support activities to agriculture and post-harvest crop activities	S	S	S	S
A031	Fishing	19	-	-	-
A032	Aquaculture	11	-	-	-

Notes: "-" - zero value

S - suppressed

Source: Philippine Statistics Authority, 2018 Census of Philippine Business and Industry

Table 5.3 Number of Establishments and General Administrative and Other Operating Expenses by Type for Agriculture, Forestry and Fishing Establishments by Region and Industry Group: Philippines, 2018

(Values are in thousand PhP, except number of establishments. Details may not add-up to total due to rounding and/or statistical disclosure control.)

2009 PSIC Code	Region / Industry Description	Number of Establishments	General Administrative and Other Operating Expenses		
			Total	Compensation of Indirect Labor	Compensation of R&D Personnel
		(1)	(2)	(3)	(4)
	Philippines	3,285	37,120,376	7,994,898	284,144
A011	Growing of non-perennial crops	500	3,487,645	809,311	133,089
A012	Growing of perennial crops	341	10,471,867	1,743,081	125,962
A013	Plant propagation	18	32,728	11,425	863
A014	Animal production	1,593	7,763,369	1,897,774	12,393
A015	Support activities to agriculture and post-harvest crop activities	413	12,185,884	2,503,765	9,844
A021	Silviculture and other forestry activities	7	16,339	7,540	-
A022	Logging	S	S	S	S
A024	Support services to forestry	S	S	S	S
A031	Fishing	223	2,418,425	820,847	117
A032	Aquaculture	183	700,509	195,561	246
	National Capital Region	57	12,822,779	2,875,521	6,077
A011	Growing of non-perennial crops	13	16,072	-	-
A014	Animal production	19	195,451	32,597	-
A015	Support activities to agriculture and post-harvest crop activities	7	11,453,074	2,377,392	6,077
A031	Fishing	10	1,146,320	461,102	-
A032	Aquaculture	8	11,862	4,430	-
	Cordillera Administrative Region	39	7,455	1,406	-
A011	Growing of non-perennial crops	7	1,289	-	-
A012	Growing of perennial crops	S	S	S	S
A014	Animal production	15	2,211	401	-
A015	Support activities to agriculture and post-harvest crop activities	15	518	-	-
A021	Silviculture and other forestry activities	S	S	S	S
	I - Ilocos Region	127	208,321	53,224	728
A011	Growing of non-perennial crops	18	57,540	16,553	182
A012	Growing of perennial crops	S	S	S	S
A014	Animal production	67	83,381	23,431	413
A015	Support activities to agriculture and post-harvest crop activities	14	46,220	10,547	-
A031	Fishing	S	S	S	S
A032	Aquaculture	14	20,064	2,302	133
	II - Cagayan Valley	68	219,662	23,140	81,096
A011	Growing of non-perennial crops	12	105,591	3,762	81,096
A013	Plant propagation	S	S	S	S
A014	Animal production	41	89,209	11,262	-
A015	Support activities to agriculture and post-harvest crop activities	12	17,961	5,797	-

Continued

Table 5.3 Number of Establishments and General Administrative and Other Operating Expenses by Type for Agriculture, Forestry and Fishing Establishments by Region and Industry Group: Philippines, 2018

(Values are in thousand Php, except number of establishments. Details may not add-up to total due to rounding and/or statistical disclosure control.)

Continued

2009 PSIC Code	Region / Industry Description	Number of Establishments	General Administrative and Other Operating Expenses		
			Total	Compensation of Indirect Labor	Compensation of R&D Personnel
		(1)	(2)	(3)	(4)
A032	Aquaculture	S	S	S	S
	III - Central Luzon	586	4,518,505	1,001,182	25,970
A011	Growing of non-perennial crops	39	1,266,715	264,864	23,913
A012	Growing of perennial crops	6	37,864	204	518
A014	Animal production	465	2,998,183	689,254	1,529
A015	Support activities to agriculture and post-harvest crop activities	47	153,453	30,189	10
A021	Silviculture and other forestry activities	S	S	S	S
A022	Logging	S	S	S	S
A031	Fishing	3	572	345	-
A032	Aquaculture	24	56,542	14,794	-
	IVA - CALABARZON	366	2,346,137	719,496	2,073
A011	Growing of non-perennial crops	39	506,743	132,872	922
A012	Growing of perennial crops	S	S	S	S
A013	Plant propagation	S	S	S	S
A014	Animal production	250	1,688,660	541,272	1,150
A015	Support activities to agriculture and post-harvest crop activities	35	82,047	19,398	-
A031	Fishing	13	42,377	20,648	-
A032	Aquaculture	18	11,012	4,012	-
	MIMAROPA	97	285,232	85,360	537
A011	Growing of non-perennial crops	5	4,382	-	537
A012	Growing of perennial crops	5	60,406	35,225	-
A014	Animal production	15	61,673	3,791	-
A015	Support activities to agriculture and post-harvest crop activities	22	17,274	3,899	-
A021	Silviculture and other forestry activities	S	S	S	S
A024	Support services to forestry	S	S	S	S
A031	Fishing	32	2,478	96	-
A032	Aquaculture	17	116,983	40,069	-
	V - Bicol Region	83	76,314	14,471	1,023
A011	Growing of non-perennial crops	15	19,335	5,121	168
A014	Animal production	48	52,375	9,228	599
A015	Support activities to agriculture and post-harvest crop activities	11	2,821	-	50
A024	Support services to forestry	S	S	S	S
A031	Fishing	6	195	-	117
A032	Aquaculture	S	S	S	S
	VI - Western Visayas	360	863,689	263,956	1,826
A011	Growing of non-perennial crops	192	472,386	154,607	-

Table 5.3 Number of Establishments and General Administrative and Other Operating Expenses by Type for Agriculture, Forestry and Fishing Establishments by Region and Industry Group: Philippines, 2018

(Values are in thousand PhP, except number of establishments. Details may not add-up to total due to rounding and/or statistical disclosure control.)

Continued

2009 PSIC Code	Region / Industry Description	Number of Establishments	General Administrative and Other Operating Expenses		
			Total	Compensation of Indirect Labor	Compensation of R&D Personnel
		(1)	(2)	(3)	(4)
A012	Growing of perennial crops	12	35,954	2,609	-
A013	Plant propagation	S	S	S	S
A014	Animal production	97	157,795	51,203	196
A015	Support activities to agriculture and post-harvest crop activities	23	19,749	5,111	-
A024	Support services to forestry	S	S	S	S
A031	Fishing	22	102,531	27,715	-
A032	Aquaculture	11	57,947	18,480	-
	VII - Central Visayas	242	508,678	119,925	165
A011	Growing of non-perennial crops	71	99,623	41,983	-
A012	Growing of perennial crops	S	S	S	S
A013	Plant propagation	S	S	S	S
A014	Animal production	108	308,125	54,116	165
A015	Support activities to agriculture and post-harvest crop activities	13	28,583	3,349	-
A031	Fishing	18	8,430	2,343	-
A032	Aquaculture	25	56,905	15,056	-
	VIII - Eastern Visayas	126	102,209	11,763	-
A011	Growing of non-perennial crops	17	22,253	2,898	-
A012	Growing of perennial crops	6	3,539	1,500	-
A014	Animal production	78	71,655	5,980	-
A015	Support activities to agriculture and post-harvest crop activities	11	4,200	1,384	-
A021	Silviculture and other forestry activities	S	S	S	S
A031	Fishing	S	S	S	S
A032	Aquaculture	8	272	-	-
	IX - Zamboanga Peninsula	95	384,242	127,588	2,045
A012	Growing of perennial crops	13	63,438	27,630	2,045
A013	Plant propagation	S	S	S	S
A014	Animal production	41	121,365	33,601	-
A031	Fishing	38	195,006	64,740	-
A032	Aquaculture	S	S	S	S
	X - Northern Mindanao	336	3,081,334	649,054	20,650
A011	Growing of non-perennial crops	17	126,313	57,660	5,886
A012	Growing of perennial crops	31	2,419,473	500,434	5,297
A013	Plant propagation	S	S	S	S
A014	Animal production	173	290,609	65,829	6,366
A015	Support activities to agriculture and post-harvest crop activities	95	195,963	25,105	3,101
A021	Silviculture and other forestry activities	S	S	S	S
A031	Fishing	4	368	26	-
A032	Aquaculture	13	35,325	-	-

Table 5.3 Number of Establishments and General Administrative and Other Operating Expenses by Type for Agriculture, Forestry and Fishing Establishments by Region and Industry Group: Philippines, 2018

(Values are in thousand PhP, except number of establishments. Details may not add-up to total due to rounding and/or statistical disclosure control.)

Continued

2009 PSIC Code	Region / Industry Description	Number of Establishments	General Administrative and Other Operating Expenses		
			Total	Compensation of Indirect Labor	Compensation of R&D Personnel
		(1)	(2)	(3)	(4)
	XI - Davao Region	370	6,389,589	1,207,791	120,649
A011	Growing of non-perennial crops	8	264,738	58,155	148
A012	Growing of perennial crops	179	5,484,510	923,877	117,921
A013	Plant propagation	S	S	S	S
A014	Animal production	114	490,578	181,965	1,976
A015	Support activities to agriculture and post-harvest crop activities	44	63,283	7,556	605
A024	Support services to forestry	S	S	S	S
A031	Fishing	11	8,812	5,925	-
A032	Aquaculture	11	76,834	30,251	-
	XII - SOCCSKSARGEN	185	5,012,978	696,153	20,651
A011	Growing of non-perennial crops	8	523,956	70,672	20,219
A012	Growing of perennial crops	37	2,104,968	125,437	-
A013	Plant propagation	4	12,498	6,101	432
A014	Animal production	52	1,133,682	190,042	-
A015	Support activities to agriculture and post-harvest crop activities	42	96,650	13,814	-
A031	Fishing	30	907,868	236,459	-
A032	Aquaculture	11	233,356	53,628	-
	XIII - Caraga	58	148,248	64,622	432
A011	Growing of non-perennial crops	4	132	80	-
A012	Growing of perennial crops	20	111,241	51,532	-
A013	Plant propagation	3	7,042	4,945	432
A014	Animal production	8	18,420	3,803	-
A015	Support activities to agriculture and post-harvest crop activities	15	2,720	225	-
A021	Silviculture and other forestry activities	S	S	S	S
A022	Logging	S	S	S	S
A032	Aquaculture	5	73	-	-
	Autonomous Region in Muslim Mindanao	88	145,003	80,245	222
A011	Growing of non-perennial crops	36	577	84	17
A012	Growing of perennial crops	14	129,029	70,261	180
A014	Animal production	S	S	S	S
A015	Support activities to agriculture and post-harvest crop activities	S	S	S	S
A031	Fishing	19	2,281	1,057	-
A032	Aquaculture	11	11,749	8,843	24

Table 5.3 Number of Establishments and General Administrative and Other Operating Expenses by Type for Agriculture, Forestry and Fishing Establishments by Region and Industry Group: Philippines, 2018

(Values are in thousand PhP, except number of establishments. Details may not add-up to total due to rounding and/or statistical disclosure control.)

Continued

2009 PSIC Code	Region / Industry Description	General Administrative and Other Operating Expenses				
		Materials and Supplies	Electricity	Water	Other Fuels, Lubricants, Oils and Greases	Industrial Service Done by Others
		(5)	(6)	(7)	(8)	(9)
	Philippines	2,142,870	973,262	136,641	660,469	1,540,146
A011	Growing of non-perennial crops	78,352	51,666	10,506	62,311	124,609
A012	Growing of perennial crops	118,810	89,421	13,473	118,158	385,652
A013	Plant propagation	5,791	325	24	185	2,464
A014	Animal production	672,036	424,442	69,255	271,011	586,437
A015	Support activities to agriculture and post-harvest crop activities	1,149,961	228,685	19,859	111,505	287,898
A021	Silviculture and other forestry activities	805	273	42	154	2,162
A022	Logging	S	S	S	S	S
A024	Support services to forestry	S	S	S	S	S
A031	Fishing	85,318	154,084	21,161	82,915	111,174
A032	Aquaculture	31,171	23,479	2,230	13,344	38,081
	National Capital Region	1,150,379	315,114	16,565	96,196	241,157
A011	Growing of non-perennial crops	28	112	23	88	354
A014	Animal production	47,575	738	182	14,055	13,594
A015	Support activities to agriculture and post-harvest crop activities	1,085,040	199,672	10,940	75,989	206,390
A031	Fishing	17,171	114,248	5,370	6,061	20,209
A032	Aquaculture	565	344	49	2	610
	Cordillera Administrative Region	237	12	1	129	2,379
A011	Growing of non-perennial crops	-	-	-	-	78
A012	Growing of perennial crops	S	S	S	S	S
A014	Animal production	177	-	-	-	254
A015	Support activities to agriculture and post-harvest crop activities	1	-	-	9	-
A021	Silviculture and other forestry activities	S	S	S	S	S
	I - Ilocos Region	15,362	7,520	1,248	17,499	13,120
A011	Growing of non-perennial crops	1,755	961	302	846	2,825
A012	Growing of perennial crops	S	S	S	S	S
A014	Animal production	6,800	2,091	603	10,360	7,546
A015	Support activities to agriculture and post-harvest crop activities	4,251	3,529	15	5,146	475
A031	Fishing	S	S	S	S	S
A032	Aquaculture	2,522	895	313	1,125	2,275
	II - Cagayan Valley	7,312	11,854	1,293	16,898	11,020
A011	Growing of non-perennial crops	1,895	147	101	1,683	2,811
A013	Plant propagation	S	S	S	S	S
A014	Animal production	4,008	7,463	769	13,735	4,610
A015	Support activities to agriculture and post-harvest crop activities	895	3,074	46	1,302	3,599
A032	Aquaculture	S	S	S	S	S

Table 5.3 Number of Establishments and General Administrative and Other Operating Expenses by Type for Agriculture, Forestry and Fishing Establishments by Region and Industry Group: Philippines, 2018

(Values are in thousand PhP, except number of establishments. Details may not add-up to total due to rounding and/or statistical disclosure control.)

Continued

2009 PSIC Code	Region / Industry Description	General Administrative and Other Operating Expenses				
		Materials and Supplies	Electricity	Water	Other Fuels, Lubricants, Oils and Greases	Industrial Service Done by Others
		(5)	(6)	(7)	(8)	(9)
	III - Central Luzon	396,181	203,745	36,046	87,212	266,609
A011	Growing of non-perennial crops	10,496	13,243	3,095	5,087	25,371
A012	Growing of perennial crops	4,822	3,855	916	713	3,252
A014	Animal production	368,132	180,005	30,423	73,072	215,777
A015	Support activities to agriculture and post-harvest crop activities	11,119	4,286	1,468	7,228	21,712
A021	Silviculture and other forestry activities	S	S	S	S	S
A022	Logging	S	S	S	S	S
A031	Fishing	74	-	-	-	-
A032	Aquaculture	1,536	2,117	126	1,041	455
	IVA - CALABARZON	91,787	118,552	17,951	81,470	128,935
A011	Growing of non-perennial crops	8,784	7,349	1,196	12,480	22,161
A012	Growing of perennial crops	S	S	S	S	S
A013	Plant propagation	S	S	S	S	S
A014	Animal production	74,200	95,027	14,578	65,150	97,162
A015	Support activities to agriculture and post-harvest crop activities	5,165	7,992	1,051	2,219	8,183
A031	Fishing	1,387	7,466	860	463	508
A032	Aquaculture	200	391	226	-	312
	MIMAROPA	18,884	7,342	660	8,530	5,386
A011	Growing of non-perennial crops	14	14	4	-	568
A012	Growing of perennial crops	290	720	160	350	1
A014	Animal production	17,278	287	362	17	2,012
A015	Support activities to agriculture and post-harvest crop activities	237	2,056	36	5,428	2,151
A021	Silviculture and other forestry activities	S	S	S	S	S
A024	Support services to forestry	S	S	S	S	S
A031	Fishing	-	-	-	-	155
A032	Aquaculture	1,047	4,085	22	2,526	386
	V - Bicol Region	3,273	3,776	803	2,647	2,658
A011	Growing of non-perennial crops	403	1,700	244	580	1,272
A014	Animal production	2,735	2,045	554	2,055	1,053
A015	Support activities to agriculture and post-harvest crop activities	135	-	-	-	333
A024	Support services to forestry	S	S	S	S	S
A031	Fishing	-	-	-	-	-
A032	Aquaculture	S	S	S	S	S
	VI - Western Visayas	55,898	25,663	12,647	46,075	87,252
A011	Growing of non-perennial crops	27,140	15,336	2,237	25,640	50,553
A012	Growing of perennial crops	10,632	167	83	389	-
A013	Plant propagation	S	S	S	S	S

Table 5.3 Number of Establishments and General Administrative and Other Operating Expenses by Type for Agriculture, Forestry and Fishing Establishments by Region and Industry Group: Philippines, 2018

(Values are in thousand PhP, except number of establishments. Details may not add-up to total due to rounding and/or statistical disclosure control.)

Continued

2009 PSIC Code	Region / Industry Description	General Administrative and Other Operating Expenses				
		Materials and Supplies	Electricity	Water	Other Fuels, Lubricants, Oils and Greases	Industrial Service Done by Others
		(5)	(6)	(7)	(8)	(9)
A014	Animal production	10,010	6,436	429	9,674	14,925
A015	Support activities to agriculture and post-harvest crop activities	281	301	27	109	1,953
A024	Support services to forestry	S	S	S	S	S
A031	Fishing	3,850	1,217	9,826	8,576	16,626
A032	Aquaculture	3,352	1,665	45	1,229	1,640
	VII - Central Visayas	71,586	27,710	2,705	17,853	53,966
A011	Growing of non-perennial crops	18,795	950	471	6,450	8,151
A012	Growing of perennial crops	S	S	S	S	S
A013	Plant propagation	S	S	S	S	S
A014	Animal production	37,320	23,338	2,071	9,159	38,893
A015	Support activities to agriculture and post-harvest crop activities	4,595	262	6	218	4,672
A031	Fishing	2,129	1,664	2	9	4
A032	Aquaculture	7,361	1,487	155	2,017	2,246
	VIII - Eastern Visayas	2,713	18,520	5,807	3,537	8,372
A011	Growing of non-perennial crops	1,030	2,714	590	295	15
A012	Growing of perennial crops	80	-	-	33	42
A014	Animal production	1,427	15,329	5,109	3,144	8,158
A015	Support activities to agriculture and post-harvest crop activities	111	375	93	65	91
A021	Silviculture and other forestry activities	S	S	S	S	S
A031	Fishing	S	S	S	S	S
A032	Aquaculture	52	42	-	-	-
	IX - Zamboanga Peninsula	28,942	12,419	3,616	59,907	20,187
A012	Growing of perennial crops	992	1,244	41	430	983
A013	Plant propagation	S	S	S	S	S
A014	Animal production	13,243	5,103	1,725	10,738	9,573
A031	Fishing	14,625	6,023	1,834	48,583	9,218
A032	Aquaculture	S	S	S	S	S
	X - Northern Mindanao	74,038	41,528	18,966	58,384	141,265
A011	Growing of non-perennial crops	2,071	4,900	1,567	3,043	6,132
A012	Growing of perennial crops	10,382	16,422	6,730	32,508	90,741
A013	Plant propagation	S	S	S	S	S
A014	Animal production	41,404	15,312	4,837	12,891	13,660
A015	Support activities to agriculture and post-harvest crop activities	17,115	4,761	5,776	9,398	21,493
A021	Silviculture and other forestry activities	S	S	S	S	S
A031	Fishing	-	133	57	24	67
A032	Aquaculture	43	-	-	515	9,172

Table 5.3 Number of Establishments and General Administrative and Other Operating Expenses by Type for Agriculture, Forestry and Fishing Establishments by Region and Industry Group: Philippines, 2018*(Values are in thousand PhP, except number of establishments. Details may not add-up to total due to rounding and/or statistical disclosure control.)**Continued*

2009 PSIC Code	Region / Industry Description	General Administrative and Other Operating Expenses				
		Materials and Supplies	Electricity	Water	Other Fuels, Lubricants, Oils and Greases	Industrial Service Done by Others
		(5)	(6)	(7)	(8)	(9)
	XI - Davao	100,932	92,684	9,658	96,281	302,156
A011	Growing of non-perennial crops	2,948	1,843	371	5,540	2,881
A012	Growing of perennial crops	72,464	51,710	2,684	68,470	255,312
A013	Plant propagation	S	S	S	S	S
A014	Animal production	22,672	36,498	6,192	15,528	30,958
A015	Support activities to agriculture and post-harvest crop activities	759	927	85	2,317	6,646
A024	Support services to forestry	S	S	S	S	S
A031	Fishing	369	482	10	353	357
A032	Aquaculture	1,563	1,223	316	4,019	6,001
	XII - SOCCSKSARGEN	117,523	76,173	6,553	64,766	245,446
A011	Growing of non-perennial crops	2,679	2,390	304	566	1,436
A012	Growing of perennial crops	10,416	5,796	879	12,670	26,626
A013	Plant propagation	1,860	252	-	-	1,216
A014	Animal production	25,028	34,323	1,367	30,378	128,018
A015	Support activities to agriculture and post-harvest crop activities	19,868	1,287	209	1,624	9,592
A031	Fishing	45,336	22,759	3,191	18,846	63,962
A032	Aquaculture	12,336	9,365	603	682	14,596
	XIII - Caraga	3,658	2,708	480	2,066	8,875
A011	Growing of non-perennial crops	5	5	3	6	-
A012	Growing of perennial crops	3,344	2,032	293	578	6,724
A013	Plant propagation	116	1	-	-	1,198
A014	Animal production	27	444	53	1,055	244
A015	Support activities to agriculture and post-harvest crop activities	118	67	108	157	608
A021	Silviculture and other forestry activities	S	S	S	S	S
A022	Logging	S	S	S	S	S
A032	Aquaculture	-	-	-	2	-
	Autonomous Region in Muslim Mindanao	4,166	7,941	1,642	1,020	1,363
A011	Growing of non-perennial crops	309	2	-	6	-
A012	Growing of perennial crops	3,122	7,123	1,642	720	1,363
A014	Animal production	S	S	S	S	S
A015	Support activities to agriculture and post-harvest crop activities	S	S	S	S	S
A031	Fishing	347	64	-	-	-
A032	Aquaculture	117	656	-	-	-

Table 5.3 Number of Establishments and General Administrative and Other Operating Expenses by Type for Agriculture, Forestry and Fishing Establishments by Region and Industry Group: Philippines, 2018

(Values are in thousand PhP, except number of establishments. Details may not add-up to total due to rounding and/or statistical disclosure control.)

Continued

2009 PSIC Code	Region / Industry Description	General Administrative and Other Operating Expenses			
		Non-industrial Service Done by Others	Other Taxes and Licenses	Research and Development Expense	Environmental Protection Expense
		(10)	(11)	(12)	(13)
	Philippines	7,179,808	1,086,159	106,817	44,998
A011	Growing of non-perennial crops	953,106	202,032	23,581	3,080
A012	Growing of perennial crops	2,437,638	307,986	22,897	2,490
A013	Plant propagation	8,412	66	-	10
A014	Animal production	1,798,354	464,986	325	19,391
A015	Support activities to agriculture and post-harvest crop activities	1,065,875	33,884	56,487	1,606
A021	Silviculture and other forestry activities	3,314	624	-	357
A022	Logging	S	S	S	S
A024	Support services to forestry	S	S	S	S
A031	Fishing	697,471	48,917	52	3,551
A032	Aquaculture	209,677	27,523	120	543
	National Capital Region	1,372,654	31,852	56,111	3,543
A011	Growing of non-perennial crops	11,887	2,616	-	-
A014	Animal production	74,386	10,522	-	-
A015	Support activities to agriculture and post-harvest crop activities	862,627	16,201	56,111	-
A031	Fishing	418,691	1,712	-	3,543
A032	Aquaculture	5,062	800	-	-
	Cordillera Administrative Region	2,766	19	-	-
A011	Growing of non-perennial crops	1,211	-	-	-
A012	Growing of perennial crops	S	S	S	S
A014	Animal production	980	-	-	-
A015	Support activities to agriculture and post-harvest crop activities	403	19	-	-
A021	Silviculture and other forestry activities	S	S	S	S
	I - Ilocos Region	48,468	5,855	215	1,413
A011	Growing of non-perennial crops	18,529	2,919	-	-
A012	Growing of perennial crops	S	S	S	S
A014	Animal production	19,066	2,242	-	1,213
A015	Support activities to agriculture and post-harvest crop activities	4,819	502	95	39
A031	Fishing	S	S	S	S
A032	Aquaculture	6,007	191	120	162
	II - Cagayan Valley	17,194	2,117	-	3,154
A011	Growing of non-perennial crops	8,254	291	-	3,005
A013	Plant propagation	S	S	S	S
A014	Animal production	5,541	1,120	-	-
A015	Support activities to agriculture and post-harvest crop activities	1,580	670	-	-
A032	Aquaculture	S	S	S	S

Table 5.3 Number of Establishments and General Administrative and Other Operating Expenses by Type for Agriculture, Forestry and Fishing Establishments by Region and Industry Group: Philippines, 2018*(Values are in thousand PhP, except number of establishments. Details may not add-up to total due to rounding and/or statistical disclosure control.)**Continued*

2009 PSIC Code	Region / Industry Description	General Administrative and Other Operating Expenses			
		Non-industrial Service Done by Others	Other Taxes and Licenses	Research and Development Expense	Environmental Protection Expense
		(10)	(11)	(12)	(13)
	III - Central Luzon	1,322,939	260,997	11,357	3,138
A011	Growing of non-perennial crops	377,015	87,137	10,977	23
A012	Growing of perennial crops	18,367	16	279	-
A014	Animal production	851,012	166,147	-	2,998
A015	Support activities to agriculture and post-harvest crop activities	48,358	5,157	102	109
A021	Silviculture and other forestry activities	S	S	S	S
A022	Logging	S	S	S	S
A031	Fishing	76	-	-	9
A032	Aquaculture	27,665	2,522	-	-
	IVA - CALABARZON	696,491	81,953	830	11,396
A011	Growing of non-perennial crops	195,312	27,677	532	9
A012	Growing of perennial crops	S	S	S	S
A013	Plant propagation	S	S	S	S
A014	Animal production	452,193	50,269	297	11,186
A015	Support activities to agriculture and post-harvest crop activities	29,207	2,640	-	201
A031	Fishing	7,431	-	-	-
A032	Aquaculture	5,485	282	-	-
	MIMAROPA	74,411	1,227	-	16,728
A011	Growing of non-perennial crops	3,105	-	-	-
A012	Growing of perennial crops	18,513	413	-	10
A014	Animal production	327	116	-	2,517
A015	Support activities to agriculture and post-harvest crop activities	1,238	36	-	-
A021	Silviculture and other forestry activities	S	S	S	S
A024	Support services to forestry	S	S	S	S
A031	Fishing	2,149	16	-	-
A032	Aquaculture	48,116	605	-	232
	V - Bicol	13,249	378	186	39
A011	Growing of non-perennial crops	4,105	49	168	2
A014	Animal production	7,358	284	-	38
A015	Support activities to agriculture and post-harvest crop activities	778	13	5	-
A024	Support services to forestry	S	S	S	S
A031	Fishing	2	3	-	-
A032	Aquaculture	S	S	S	S
	VI - Western Visayas	206,050	41,620	3,343	10
A011	Growing of non-perennial crops	108,942	17,215	-	-
A012	Growing of perennial crops	12,756	18	-	-
A013	Plant propagation	S	S	S	S

Table 5.3 Number of Establishments and General Administrative and Other Operating Expenses by Type for Agriculture, Forestry and Fishing Establishments by Region and Industry Group: Philippines, 2018

(Values are in thousand PhP, except number of establishments. Details may not add-up to total due to rounding and/or statistical disclosure control.)

Continued

2009 PSIC Code	Region / Industry Description	General Administrative and Other Operating Expenses			
		Non-industrial Service Done by Others	Other Taxes and Licenses	Research and Development Expense	Environmental Protection Expense
		(10)	(11)	(12)	(13)
A014	Animal production	39,652	5,199	-	-
A015	Support activities to agriculture and post-harvest crop activities	6,351	3,242	-	-
A024	Support services to forestry	S	S	S	S
A031	Fishing	13,426	7,664	-	-
A032	Aquaculture	20,301	8,234	-	-
	VII - Central Visayas	118,030	14,789	16	152
A011	Growing of non-perennial crops	11,649	900	16	40
A012	Growing of perennial crops	S	S	S	S
A013	Plant propagation	S	S	S	S
A014	Animal production	74,972	11,102	-	112
A015	Support activities to agriculture and post-harvest crop activities	8,285	605	-	-
A031	Fishing	652	1	-	-
A032	Aquaculture	20,406	2,132	-	-
	VIII - Eastern Visayas	11,816	6,724	-	77
A011	Growing of non-perennial crops	5,382	761	-	-
A012	Growing of perennial crops	1,595	269	-	-
A014	Animal production	3,757	5,033	-	77
A015	Support activities to agriculture and post-harvest crop activities	891	636	-	-
A021	Silviculture and other forestry activities	S	S	S	S
A031	Fishing	S	S	S	S
A032	Aquaculture	151	24	-	-
	IX - Zamboanga Peninsula	69,189	13,833	-	1,200
A012	Growing of perennial crops	21,453	369	-	1,200
A013	Plant propagation	S	S	S	S
A014	Animal production	23,394	5,441	-	-
A031	Fishing	23,088	8,005	-	-
A032	Aquaculture	S	S	S	S
	X - Northern Mindanao	473,000	129,331	24,614	2,984
A011	Growing of non-perennial crops	21,588	5,139	2,539	-
A012	Growing of perennial crops	325,843	103,047	21,885	1,138
A013	Plant propagation	S	S	S	S
A014	Animal production	68,756	10,279	21	968
A015	Support activities to agriculture and post-harvest crop activities	49,199	1,391	169	878
A021	Silviculture and other forestry activities	S	S	S	S
A031	Fishing	3	-	-	-
A032	Aquaculture	919	8,871	-	-

Table 5.3 Number of Establishments and General Administrative and Other Operating Expenses by Type for Agriculture, Forestry and Fishing Establishments by Region and Industry Group: Philippines, 2018

(Values are in thousand PhP, except number of establishments. Details may not add-up to total due to rounding and/or statistical disclosure control.)

Continued

2009 PSIC Code	Region / Industry Description	General Administrative and Other Operating Expenses			
		Non-industrial Service Done by Others	Other Taxes and Licenses	Research and Development Expense	Environmental Protection Expense
		(10)	(11)	(12)	(13)
	XI - Davao	2,148,055	238,403	616	692
A011	Growing of non-perennial crops	104,490	25,696	-	-
A012	Growing of perennial crops	1,864,516	181,448	604	131
A013	Plant propagation	S	S	S	S
A014	Animal production	124,347	25,268	7	182
A015	Support activities to agriculture and post-harvest crop activities	37,559	2,305	5	379
A024	Support services to forestry	S	S	S	S
A031	Fishing	1,019	-	-	-
A032	Aquaculture	15,620	3,686	-	-
	XII - SOCCSKSARGEN	542,852	255,511	9,330	10
A011	Growing of non-perennial crops	81,570	31,632	9,330	-
A012	Growing of perennial crops	111,329	21,112	-	10
A013	Plant propagation	1,983	-	-	-
A014	Animal production	48,557	171,654	-	-
A015	Support activities to agriculture and post-harvest crop activities	13,326	336	-	-
A031	Fishing	230,847	30,778	-	-
A032	Aquaculture	55,241	-	-	-
	XIII - Caraga	35,736	658	128	457
A011	Growing of non-perennial crops	23	-	-	-
A012	Growing of perennial crops	28,431	161	128	-
A013	Plant propagation	324	12	-	-
A014	Animal production	4,056	307	-	100
A015	Support activities to agriculture and post-harvest crop activities	1,045	124	-	-
A021	Silviculture and other forestry activities	S	S	S	S
A022	Logging	S	S	S	S
A032	Aquaculture	2	-	-	-
	Autonomous Region in Muslim Mindanao	26,907	893	70	2
A011	Growing of non-perennial crops	45	-	19	2
A012	Growing of perennial crops	25,834	-	-	-
A014	Animal production	S	S	S	S
A015	Support activities to agriculture and post-harvest crop activities	S	S	S	S
A031	Fishing	12	738	52	-
A032	Aquaculture	807	147	-	-

Table 5.3 Number of Establishments and General Administrative and Other Operating Expenses by Type for Agriculture, Forestry and Fishing Establishments by Region and Industry Group: Philippines, 2018

(Values are in thousand PhP, except number of establishments. Details may not add-up to total due to rounding and/or statistical disclosure control.)

Continued

2009 PSIC Code	Region / Industry Description	General Administrative and Other Operating Expenses				
		Royalty Fee	Franchise Fee	Other Depreciation Expense	Other Amortization Expense	Other Expense
		(14)	(15)	(16)	(17)	(18)
	Philippines	491,609	33,229	2,008,954	173,816	12,262,556
A011	Growing of non-perennial crops	487,542	295	130,551	7,954	409,659
A012	Growing of perennial crops	3,453	-	213,117	70,483	4,819,246
A013	Plant propagation	-	-	2,866	-	299
A014	Animal production	500	31,337	704,022	94,755	716,352
A015	Support activities to agriculture and post-harvest crop activities	-	728	712,864	345	6,002,579
A021	Silviculture and other forestry activities	-	-	961	-	107
A022	Logging	S	S	S	S	S
A024	Support services to forestry	S	S	S	S	S
A031	Fishing	-	867	196,796	76	195,079
A032	Aquaculture	115	2	44,750	202	113,463
	National Capital Region	-	-	693,295	401	5,963,916
A011	Growing of non-perennial crops	-	-	-	-	964
A014	Animal production	-	-	538	132	1,132
A015	Support activities to agriculture and post-harvest crop activities	-	-	618,918	269	5,937,447
A031	Fishing	-	-	73,840	-	24,373
A032	Aquaculture	-	-	-	-	-
	Cordillera Administrative Region	-	-	334	-	172
A011	Growing of non-perennial crops	-	-	-	-	-
A012	Growing of perennial crops	S	S	S	S	S
A014	Animal production	-	-	334	-	64
A015	Support activities to agriculture and post-harvest crop activities	-	-	-	-	86
A021	Silviculture and other forestry activities	S	S	S	S	S
	I - Ilocos Region	115	541	20,924	7,984	14,103
A011	Growing of non-perennial crops	-	-	3,596	7,954	1,119
A012	Growing of perennial crops	S	S	S	S	S
A014	Animal production	-	514	4,751	30	4,321
A015	Support activities to agriculture and post-harvest crop activities	-	28	9,278	-	7,497
A031	Fishing	S	S	S	S	S
A032	Aquaculture	115	-	2,784	-	1,121
	II - Cagayan Valley	-	2	37,840	-	6,744
A011	Growing of non-perennial crops	-	-	448	-	2,098
A013	Plant propagation	S	S	S	S	S
A014	Animal production	-	-	36,533	-	4,166
A015	Support activities to agriculture and post-harvest crop activities	-	-	817	-	181
A032	Aquaculture	S	S	S	S	S

Table 5.3 Number of Establishments and General Administrative and Other Operating Expenses by Type for Agriculture, Forestry and Fishing Establishments by Region and Industry Group: Philippines, 2018

(Values are in thousand PhP, except number of establishments. Details may not add-up to total due to rounding and/or statistical disclosure control.)

Continued

2009 PSIC Code	Region / Industry Description	General Administrative and Other Operating Expenses				
		Royalty Fee	Franchise Fee	Other Depreciation Expense	Other Amortization Expense	Other Expense
		(14)	(15)	(16)	(17)	(18)
	III - Central Luzon	259,270	5,003	292,199	74,403	272,255
A011	Growing of non-perennial crops	259,270	-	47,388	-	138,837
A012	Growing of perennial crops	-	-	4,589	333	-
A014	Animal production	-	4,303	220,173	73,911	121,446
A015	Support activities to agriculture and post-harvest crop activities	-	700	14,351	76	8,589
A021	Silviculture and other forestry activities	S	S	S	S	S
A022	Logging	S	S	S	S	S
A031	Fishing	-	-	69	-	-
A032	Aquaculture	-	-	2,883	82	3,322
	IVA - CALABARZON	-	31	249,995	16,667	128,509
A011	Growing of non-perennial crops	-	-	32,002	-	65,445
A012	Growing of perennial crops	S	S	S	S	S
A013	Plant propagation	S	S	S	S	S
A014	Animal production	-	31	210,765	16,667	58,713
A015	Support activities to agriculture and post-harvest crop activities	-	-	2,834	-	3,157
A031	Fishing	-	-	3,277	-	336
A032	Aquaculture	-	-	84	-	19
	MIMAROPA	-	25,000	23,065	59	18,042
A011	Growing of non-perennial crops	-	-	36	-	105
A012	Growing of perennial crops	-	-	4,450	-	275
A014	Animal production	-	25,000	6,295	-	3,669
A015	Support activities to agriculture and post-harvest crop activities	-	-	1,168	-	1,026
A021	Silviculture and other forestry activities	S	S	S	S	S
A024	Support services to forestry	S	S	S	S	S
A031	Fishing	-	-	62	-	-
A032	Aquaculture	-	-	10,835	59	9,001
	V - Bicol	-	-	28,385	-	5,425
A011	Growing of non-perennial crops	-	-	932	-	4,591
A014	Animal production	-	-	26,013	-	413
A015	Support activities to agriculture and post-harvest crop activities	-	-	1,343	-	164
A024	Support services to forestry	S	S	S	S	S
A031	Fishing	-	-	64	-	10
A032	Aquaculture	S	S	S	S	S
	VI - Western Visayas	-	815	46,862	13	71,661
A011	Growing of non-perennial crops	-	295	23,235	-	47,185
A012	Growing of perennial crops	-	-	-	-	9,300
A013	Plant propagation	S	S	S	S	S

Table 5.3 Number of Establishments and General Administrative and Other Operating Expenses by Type for Agriculture, Forestry and Fishing Establishments by Region and Industry Group: Philippines, 2018

(Values are in thousand PhP, except number of establishments. Details may not add-up to total due to rounding and/or statistical disclosure control.)

Continued

2009 PSIC Code	Region / Industry Description	General Administrative and Other Operating Expenses				
		Royalty Fee	Franchise Fee	Other Depreciation Expense	Other Amortization Expense	Other Expense
		(14)	(15)	(16)	(17)	(18)
A014	Animal production	-	521	13,304	-	6,246
A015	Support activities to agriculture and post-harvest crop activities	-	-	158	-	2,217
A024	Support services to forestry	S	S	S	S	S
A031	Fishing	-	-	8,076	-	5,556
A032	Aquaculture	-	-	1,976	13	1,012
	VII - Central Visayas	-	-	49,635	1,443	30,704
A011	Growing of non-perennial crops	-	-	1,089	-	9,129
A012	Growing of perennial crops	S	S	S	S	S
A013	Plant propagation	S	S	S	S	S
A014	Animal production	-	-	41,933	1,318	13,626
A015	Support activities to agriculture and post-harvest crop activities	-	-	1,250	-	5,341
A031	Fishing	-	-	1,389	76	160
A032	Aquaculture	-	-	3,821	48	2,176
	VIII - Eastern Visayas	-	-	19,521	-	13,360
A011	Growing of non-perennial crops	-	-	266	-	8,302
A012	Growing of perennial crops	-	-	11	-	10
A014	Animal production	-	-	18,701	-	4,938
A015	Support activities to agriculture and post-harvest crop activities	-	-	542	-	9
A021	Silviculture and other forestry activities	S	S	S	S	S
A031	Fishing	S	S	S	S	S
A032	Aquaculture	-	-	-	-	4
	IX - Zamboanga Peninsula	-	1,835	16,461	-	27,018
A012	Growing of perennial crops	-	-	6,387	-	664
A013	Plant propagation	S	S	S	S	S
A014	Animal production	-	968	9,035	-	8,544
A031	Fishing	-	867	1,025	-	16,998
A032	Aquaculture	S	S	S	S	S
	X - Northern Mindanao	8,396	-	84,476	2,736	1,351,912
A011	Growing of non-perennial crops	7,892	-	5,486	-	2,410
A012	Growing of perennial crops	3	-	12,040	39	1,292,964
A013	Plant propagation	S	S	S	S	S
A014	Animal production	500	-	14,450	2,697	32,641
A015	Support activities to agriculture and post-harvest crop activities	-	-	49,619	-	7,959
A021	Silviculture and other forestry activities	S	S	S	S	S
A031	Fishing	-	-	35	-	23
A032	Aquaculture	-	-	-	-	15,805

Table 5.3 Number of Establishments and General Administrative and Other Operating Expenses by Type for Agriculture, Forestry and Fishing Establishments by Region and Industry Group: Philippines, 2018

(Values are in thousand PhP, except number of establishments. Details may not add-up to total due to rounding and/or statistical disclosure control.)

Concluded

2009 PSIC Code	Region / Industry Description	General Administrative and Other Operating Expenses				
		Royalty Fee	Franchise Fee	Other Depreciation Expense	Other Amortization Expense	Other Expense
		(14)	(15)	(16)	(17)	(18)
	XI - Davao	-	-	200,839	70,112	1,800,721
A011	Growing of non-perennial crops	-	-	9,521	-	53,145
A012	Growing of perennial crops	-	-	149,254	70,112	1,726,007
A013	Plant propagation	S	S	S	S	S
A014	Animal production	-	-	33,303	-	11,680
A015	Support activities to agriculture and post-harvest crop activities	-	-	1,720	-	2,420
A024	Support services to forestry	S	S	S	S	S
A031	Fishing	-	-	217	-	79
A032	Aquaculture	-	-	6,767	-	7,388
	XII - SOCCSKSARGEN	223,829	-	220,539	-	2,533,642
A011	Growing of non-perennial crops	220,380	-	6,541	-	76,238
A012	Growing of perennial crops	3,449	-	18,721	-	1,768,523
A013	Plant propagation	-	-	469	-	186
A014	Animal production	-	-	60,672	-	443,645
A015	Support activities to agriculture and post-harvest crop activities	-	-	10,343	-	26,251
A031	Fishing	-	-	108,299	-	147,391
A032	Aquaculture	-	-	15,494	-	71,409
	XIII - Caraga	-	-	14,901	-	13,527
A011	Growing of non-perennial crops	-	-	-	-	10
A012	Growing of perennial crops	-	-	7,289	-	10,727
A013	Plant propagation	-	-	-	-	14
A014	Animal production	-	-	7,222	-	1,110
A015	Support activities to agriculture and post-harvest crop activities	-	-	32	-	235
A021	Silviculture and other forestry activities	S	S	S	S	S
A022	Logging	S	S	S	S	S
A032	Aquaculture	-	-	29	-	40
	Autonomous Region in Muslim Mindanao	-	-	9,683	-	10,849
A011	Growing of non-perennial crops	-	-	10	-	82
A012	Growing of perennial crops	-	-	9,119	-	9,665
A014	Animal production	S	S	S	S	S
A015	Support activities to agriculture and post-harvest crop activities	S	S	S	S	S
A031	Fishing	-	-	-	-	10
A032	Aquaculture	-	-	62	-	1,092

Notes: "-" - zero value

S - suppressed

Source: Philippine Statistics Authority, 2018 Census of Philippine Business and Industry

Table 5.4 Number of Establishments and Expenses for Industrial Services Done by Others by Type for Agriculture, Forestry and Fishing Establishments by Region and Industry Group: Philippines, 2018

(Values are in thousand PhP, except number of establishments. Details may not add-up to total due to rounding and/or statistical disclosure control.)

2009 PSIC Code	Region / Industry Description	Number of Establishments	Expense for Industrial Services Done by Others		
			Total	Contract and Commission Work	Industrial Repair, Maintenance and Installation Work
		(1)	(2)	(3)	(4)
	Philippines	3,285	10,051,258	6,036,707	4,014,551
A011	Growing of non-perennial crops	500	456,487	143,245	313,243
A012	Growing of perennial crops	341	3,966,187	2,715,450	1,250,737
A013	Plant propagation	18	20,165	9,953	10,212
A014	Animal production	1,593	3,598,549	2,538,695	1,059,853
A015	Support activities to agriculture and post-harvest crop activities	413	499,989	102,480	397,510
A021	Silviculture and other forestry activities	7	3,269	2,046	1,223
A022	Logging	S	S	S	S
A024	Support services to forestry	S	S	S	S
A031	Fishing	223	1,107,768	330,081	777,687
A032	Aquaculture	183	396,514	194,645	201,869
	National Capital Region	57	725,868	116,722	609,145
A011	Growing of non-perennial crops	13	354	-	354
A014	Animal production	19	110,743	64,505	46,238
A015	Support activities to agriculture and post-harvest crop activities	7	214,833	-	214,833
A031	Fishing	10	397,426	52,218	345,208
A032	Aquaculture	8	2,513	-	2,513
	Cordillera Administrative Region	39	9,169	2,144	7,025
A011	Growing of non-perennial crops	7	78	-	78
A012	Growing of perennial crops	S	S	S	S
A014	Animal production	15	6,831	50	6,781
A015	Support activities to agriculture and post-harvest crop activities	15	214	48	166
A021	Silviculture and other forestry activities	S	S	S	S
	I - Ilocos Region	127	52,253	13,970	38,283
A011	Growing of non-perennial crops	18	3,794	406	3,388
A012	Growing of perennial crops	S	S	S	S
A014	Animal production	67	24,386	4,606	19,780
A015	Support activities to agriculture and post-harvest crop activities	14	13,415	3,256	10,160
A031	Fishing	S	S	S	S
A032	Aquaculture	14	7,505	2,792	4,713
	II - Cagayan Valley	68	32,296	3,042	29,254
A011	Growing of non-perennial crops	12	8,942	869	8,074
A013	Plant propagation	S	S	S	S
A014	Animal production	41	19,436	200	19,236
A015	Support activities to agriculture and post-harvest crop activities	12	3,605	1,861	1,744

Continued

Table 5.4 Number of Establishments and Expenses for Industrial Services Done by Others by Type for Agriculture, Forestry and Fishing Establishments by Region and Industry Group: Philippines, 2018

(Values are in thousand PhP, except number of establishments. Details may not add-up to total due to rounding and/or statistical disclosure control.)

Continued

2009 PSIC Code	Region / Industry Description	Number of Establishments	Expense for Industrial Services Done by Others		
			Total	Contract and Commission Work	Industrial Repair, Maintenance and Installation Work
		(1)	(2)	(3)	(4)
A032	Aquaculture	S	S	S	S
	III - Central Luzon	586	2,009,040	1,565,292	443,748
A011	Growing of non-perennial crops	39	78,838	36,920	41,918
A012	Growing of perennial crops	6	27,240	20,730	6,511
A014	Animal production	465	1,818,120	1,456,575	361,545
A015	Support activities to agriculture and post-harvest crop activities	47	39,036	12,553	26,484
A021	Silviculture and other forestry activities	S	S	S	S
A022	Logging	S	S	S	S
A031	Fishing	3	33	2	30
A032	Aquaculture	24	45,613	38,512	7,101
	IVA - CALABARZON	366	463,112	211,927	251,185
A011	Growing of non-perennial crops	39	47,364	8,820	38,543
A012	Growing of perennial crops	S	S	S	S
A013	Plant propagation	S	S	S	S
A014	Animal production	250	377,932	192,733	185,199
A015	Support activities to agriculture and post-harvest crop activities	35	35,135	10,360	24,775
A031	Fishing	13	605	13	592
A032	Aquaculture	18	1,467	-	1,467
	MIMAROPA	97	59,351	40,493	18,858
A011	Growing of non-perennial crops	5	1,069	226	843
A012	Growing of perennial crops	5	241	-	241
A014	Animal production	15	4,272	43	4,229
A015	Support activities to agriculture and post-harvest crop activities	22	2,626	-	2,626
A021	Silviculture and other forestry activities	S	S	S	S
A024	Support services to forestry	S	S	S	S
A031	Fishing	32	7,210	907	6,302
A032	Aquaculture	17	43,821	39,204	4,617
	V - Bicol Region	83	19,102	132	18,970
A011	Growing of non-perennial crops	15	1,767	19	1,748
A014	Animal production	48	16,868	-	16,868
A015	Support activities to agriculture and post-harvest crop activities	11	404	73	332
A024	Support services to forestry	S	S	S	S
A031	Fishing	6	53	41	12
A032	Aquaculture	S	S	S	S
	VI - Western Visayas	360	487,852	100,605	387,247
A011	Growing of non-perennial crops	192	210,470	52,921	157,549
A012	Growing of perennial crops	12	1,382	328	1054

Table 5.4 Number of Establishments and Expenses for Industrial Services Done by Others by Type for Agriculture, Forestry and Fishing Establishments by Region and Industry Group: Philippines, 2018

(Values are in thousand PhP, except number of establishments. Details may not add-up to total due to rounding and/or statistical disclosure control.)

Continued

2009 PSIC Code	Region / Industry Description	Number of Establishments	Expense for Industrial Services Done by Others		
			Total	Contract and Commission Work	Industrial Repair, Maintenance and Installation Work
		(1)	(2)	(3)	(4)
A013	Plant propagation	S	S	S	S
A014	Animal production	97	70,473	28,360	42,113
A015	Support activities to agriculture and post-harvest crop activities	23	6,846	537	6,310
A024	Support services to forestry	S	S	S	S
A031	Fishing	22	115,491	236	115,256
A032	Aquaculture	11	81,008	18,219	62,789
	VII - Central Visayas	242	141,625	58,406	83,219
A011	Growing of non-perennial crops	71	22,671	9,365	13,306
A012	Growing of perennial crops	S	S	S	S
A013	Plant propagation	S	S	S	S
A014	Animal production	108	52,481	16,068	36,413
A015	Support activities to agriculture and post-harvest crop activities	13	7,846	1,500	6,346
A031	Fishing	18	21,840	3,874	17,966
A032	Aquaculture	25	34,223	25,755	8,468
	VIII - Eastern Visayas	126	40,647	20,926	19,720
A011	Growing of non-perennial crops	17	9,365	4,023	5,342
A012	Growing of perennial crops	6	1,181	52	1,128
A014	Animal production	78	29,087	16,642	12,445
A015	Support activities to agriculture and post-harvest crop activities	11	105	85	19
A021	Silviculture and other forestry activities	S	S	S	S
A031	Fishing	S	S	S	S
A032	Aquaculture	8	778	53	725
	IX - Zamboanga Peninsula	95	127,528	11,225	116,302
A012	Growing of perennial crops	13	5,695	1,070	4,625
A013	Plant propagation	S	S	S	S
A014	Animal production	41	55,225	1,673	53,552
A031	Fishing	38	62,739	5,553	57,186
A032	Aquaculture	S	S	S	S
	X - Northern Mindanao	336	824,035	306,896	517,139
A011	Growing of non-perennial crops	17	29,692	1,681	28,010
A012	Growing of perennial crops	31	591,984	240,531	351,452
A013	Plant propagation	S	S	S	S
A014	Animal production	173	97,788	42,000	55,789
A015	Support activities to agriculture and post-harvest crop activities	95	87,650	22,674	64,975
A021	Silviculture and other forestry activities	S	S	S	S
A031	Fishing	4	73	9	65
A032	Aquaculture	13	9,204	-	9,204

Table 5.4 Number of Establishments and Expenses for Industrial Services Done by Others by Type for Agriculture, Forestry and Fishing Establishments by Region and Industry Group: Philippines, 2018

(Values are in thousand Php, except number of establishments. Details may not add-up to total due to rounding and/or statistical disclosure control.)

Continued

2009 PSIC Code	Region / Industry Description	Number of Establishments	Expense for Industrial Services Done by Others		
			Total	Contract and Commission Work	Industrial Repair, Maintenance and Installation Work
		(1)	(2)	(3)	(4)
	XI - Davao Region	370	3,287,896	2,492,906	794,990
A011	Growing of non-perennial crops	8	7,392	29	7,363
A012	Growing of perennial crops	179	2,967,512	2,336,650	630,861
A013	Plant propagation	S	S	S	S
A014	Animal production	114	193,120	95,678	97,443
A015	Support activities to agriculture and post-harvest crop activities	44	71,614	40,582	31,032
A024	Support services to forestry	S	S	S	S
A031	Fishing	11	28,662	19,931	8,731
A032	Aquaculture	11	19,512	-	19,512
	XII - SOCCSKSARGEN	185	1,656,373	1,048,280	608,093
A011	Growing of non-perennial crops	8	34,685	27,965	6,719
A012	Growing of perennial crops	37	264,636	77,836	186,799
A013	Plant propagation	4	6,545	4,910	1,636
A014	Animal production	52	719,566	619,513	100,053
A015	Support activities to agriculture and post-harvest crop activities	42	13,999	6,558	7,441
A031	Fishing	30	469,925	244,316	225,609
A032	Aquaculture	11	147,017	67,182	79,836
	XIII - Caraga	58	45,040	31,184	13,856
A011	Growing of non-perennial crops	4	5	-	5
A012	Growing of perennial crops	20	33,508	23,849	9,659
A013	Plant propagation	3	6,140	4,891	1,249
A014	Animal production	8	2,222	50	2,172
A015	Support activities to agriculture and post-harvest crop activities	15	2,651	2,393	258
A021	Silviculture and other forestry activities	S	S	S	S
A022	Logging	S	S	S	S
A032	Aquaculture	5	-	-	-
	Autonomous Region in Muslim Mindanao	88	70,073	12,558	57,515
A011	Growing of non-perennial crops	36	2	-	2
A012	Growing of perennial crops	14	69,620	12,558	57,063
A014	Animal production	S	S	S	S
A015	Support activities to agriculture and post-harvest crop activities	S	S	S	S
A031	Fishing	19	441	-	441
A032	Aquaculture	11	-	-	-

Notes: "-" - zero value

S - suppressed

Source: Philippine Statistics Authority, 2018 Census of Philippine Business and Industry

Table 5.4 Number of Establishments and Expenses for Industrial Services Done by Others by Type for Agriculture, Forestry and Fishing Establishments by Region and Industry Group: Philippines, 2018

(Values are in thousand PhP, except number of establishments. Details may not add-up to total due to rounding and/or statistical disclosure control.)

2009 PSIC Code	Region / Industry Description	Number of Establishments	Expense for Industrial Services Done by Others		
			Total	Contract and Commission Work	Industrial Repair, Maintenance and Installation Work
		(1)	(2)	(3)	(4)
	Philippines	3,285	10,051,258	6,036,707	4,014,551
A011	Growing of non-perennial crops	500	456,487	143,245	313,243
A012	Growing of perennial crops	341	3,966,187	2,715,450	1,250,737
A013	Plant propagation	18	20,165	9,953	10,212
A014	Animal production	1,593	3,598,549	2,538,695	1,059,853
A015	Support activities to agriculture and post-harvest crop activities	413	499,989	102,480	397,510
A021	Silviculture and other forestry activities	7	3,269	2,046	1,223
A022	Logging	S	S	S	S
A024	Support services to forestry	S	S	S	S
A031	Fishing	223	1,107,768	330,081	777,687
A032	Aquaculture	183	396,514	194,645	201,869
	National Capital Region	57	725,868	116,722	609,145
A011	Growing of non-perennial crops	13	354	-	354
A014	Animal production	19	110,743	64,505	46,238
A015	Support activities to agriculture and post-harvest crop activities	7	214,833	-	214,833
A031	Fishing	10	397,426	52,218	345,208
A032	Aquaculture	8	2,513	-	2,513
	Cordillera Administrative Region	39	9,169	2,144	7,025
A011	Growing of non-perennial crops	7	78	-	78
A012	Growing of perennial crops	S	S	S	S
A014	Animal production	15	6,831	50	6,781
A015	Support activities to agriculture and post-harvest crop activities	15	214	48	166
A021	Silviculture and other forestry activities	S	S	S	S
	I - Ilocos Region	127	52,253	13,970	38,283
A011	Growing of non-perennial crops	18	3,794	406	3,388
A012	Growing of perennial crops	S	S	S	S
A014	Animal production	67	24,386	4,606	19,780
A015	Support activities to agriculture and post-harvest crop activities	14	13,415	3,256	10,160
A031	Fishing	S	S	S	S
A032	Aquaculture	14	7,505	2,792	4,713
	II - Cagayan Valley	68	32,296	3,042	29,254
A011	Growing of non-perennial crops	12	8,942	869	8,074
A013	Plant propagation	S	S	S	S
A014	Animal production	41	19,436	200	19,236
A015	Support activities to agriculture and post-harvest crop activities	12	3,605	1,861	1,744

Continued

Table 5.4 Number of Establishments and Expenses for Industrial Services Done by Others by Type for Agriculture, Forestry and Fishing Establishments by Region and Industry Group: Philippines, 2018

(Values are in thousand PhP, except number of establishments. Details may not add-up to total due to rounding and/or statistical disclosure control.)

Continued

2009 PSIC Code	Region / Industry Description	Number of Establishments	Expense for Industrial Services Done by Others		
			Total	Contract and Commission Work	Industrial Repair, Maintenance and Installation Work
		(1)	(2)	(3)	(4)
A032	Aquaculture	S	S	S	S
	III - Central Luzon	586	2,009,040	1,565,292	443,748
A011	Growing of non-perennial crops	39	78,838	36,920	41,918
A012	Growing of perennial crops	6	27,240	20,730	6,511
A014	Animal production	465	1,818,120	1,456,575	361,545
A015	Support activities to agriculture and post-harvest crop activities	47	39,036	12,553	26,484
A021	Silviculture and other forestry activities	S	S	S	S
A022	Logging	S	S	S	S
A031	Fishing	3	33	2	30
A032	Aquaculture	24	45,613	38,512	7,101
	IVA - CALABARZON	366	463,112	211,927	251,185
A011	Growing of non-perennial crops	39	47,364	8,820	38,543
A012	Growing of perennial crops	S	S	S	S
A013	Plant propagation	S	S	S	S
A014	Animal production	250	377,932	192,733	185,199
A015	Support activities to agriculture and post-harvest crop activities	35	35,135	10,360	24,775
A031	Fishing	13	605	13	592
A032	Aquaculture	18	1,467	-	1,467
	MIMAROPA	97	59,351	40,493	18,858
A011	Growing of non-perennial crops	5	1,069	226	843
A012	Growing of perennial crops	5	241	-	241
A014	Animal production	15	4,272	43	4,229
A015	Support activities to agriculture and post-harvest crop activities	22	2,626	-	2,626
A021	Silviculture and other forestry activities	S	S	S	S
A024	Support services to forestry	S	S	S	S
A031	Fishing	32	7,210	907	6,302
A032	Aquaculture	17	43,821	39,204	4,617
	V - Bicol Region	83	19,102	132	18,970
A011	Growing of non-perennial crops	15	1,767	19	1,748
A014	Animal production	48	16,868	-	16,868
A015	Support activities to agriculture and post-harvest crop activities	11	404	73	332
A024	Support services to forestry	S	S	S	S
A031	Fishing	6	53	41	12
A032	Aquaculture	S	S	S	S
	VI - Western Visayas	360	487,852	100,605	387,247
A011	Growing of non-perennial crops	192	210,470	52,921	157,549
A012	Growing of perennial crops	12	1,382	328	1054

Table 5.4 Number of Establishments and Expenses for Industrial Services Done by Others by Type for Agriculture, Forestry and Fishing Establishments by Region and Industry Group: Philippines, 2018

(Values are in thousand PhP, except number of establishments. Details may not add-up to total due to rounding and/or statistical disclosure control.)

Continued

2009 PSIC Code	Region / Industry Description	Number of Establishments	Expense for Industrial Services Done by Others		
			Total	Contract and Commission Work	Industrial Repair, Maintenance and Installation Work
		(1)	(2)	(3)	(4)
A013	Plant propagation	S	S	S	S
A014	Animal production	97	70,473	28,360	42,113
A015	Support activities to agriculture and post-harvest crop activities	23	6,846	537	6,310
A024	Support services to forestry	S	S	S	S
A031	Fishing	22	115,491	236	115,256
A032	Aquaculture	11	81,008	18,219	62,789
	VII - Central Visayas	242	141,625	58,406	83,219
A011	Growing of non-perennial crops	71	22,671	9,365	13,306
A012	Growing of perennial crops	S	S	S	S
A013	Plant propagation	S	S	S	S
A014	Animal production	108	52,481	16,068	36,413
A015	Support activities to agriculture and post-harvest crop activities	13	7,846	1,500	6,346
A031	Fishing	18	21,840	3,874	17,966
A032	Aquaculture	25	34,223	25,755	8,468
	VIII - Eastern Visayas	126	40,647	20,926	19,720
A011	Growing of non-perennial crops	17	9,365	4,023	5,342
A012	Growing of perennial crops	6	1,181	52	1,128
A014	Animal production	78	29,087	16,642	12,445
A015	Support activities to agriculture and post-harvest crop activities	11	105	85	19
A021	Silviculture and other forestry activities	S	S	S	S
A031	Fishing	S	S	S	S
A032	Aquaculture	8	778	53	725
	IX - Zamboanga Peninsula	95	127,528	11,225	116,302
A012	Growing of perennial crops	13	5,695	1,070	4,625
A013	Plant propagation	S	S	S	S
A014	Animal production	41	55,225	1,673	53,552
A031	Fishing	38	62,739	5,553	57,186
A032	Aquaculture	S	S	S	S
	X - Northern Mindanao	336	824,035	306,896	517,139
A011	Growing of non-perennial crops	17	29,692	1,681	28,010
A012	Growing of perennial crops	31	591,984	240,531	351,452
A013	Plant propagation	S	S	S	S
A014	Animal production	173	97,788	42,000	55,789
A015	Support activities to agriculture and post-harvest crop activities	95	87,650	22,674	64,975
A021	Silviculture and other forestry activities	S	S	S	S
A031	Fishing	4	73	9	65
A032	Aquaculture	13	9,204	-	9,204

Table 5.4 Number of Establishments and Expenses for Industrial Services Done by Others by Type for Agriculture, Forestry and Fishing Establishments by Region and Industry Group: Philippines, 2018

(Values are in thousand PhP, except number of establishments. Details may not add-up to total due to rounding and/or statistical disclosure control.)

Concluded

2009 PSIC Code	Region / Industry Description	Number of Establishments	Expense for Industrial Services Done by Others		
			Total	Contract and Commission Work	Industrial Repair, Maintenance and Installation Work
		(1)	(2)	(3)	(4)
	XI - Davao Region	370	3,287,896	2,492,906	794,990
A011	Growing of non-perennial crops	8	7,392	29	7,363
A012	Growing of perennial crops	179	2,967,512	2,336,650	630,861
A013	Plant propagation	S	S	S	S
A014	Animal production	114	193,120	95,678	97,443
A015	Support activities to agriculture and post-harvest crop activities	44	71,614	40,582	31,032
A024	Support services to forestry	S	S	S	S
A031	Fishing	11	28,662	19,931	8,731
A032	Aquaculture	11	19,512	-	19,512
	XII - SOCCSKSARGEN	185	1,656,373	1,048,280	608,093
A011	Growing of non-perennial crops	8	34,685	27,965	6,719
A012	Growing of perennial crops	37	264,636	77,836	186,799
A013	Plant propagation	4	6,545	4,910	1,636
A014	Animal production	52	719,566	619,513	100,053
A015	Support activities to agriculture and post-harvest crop activities	42	13,999	6,558	7,441
A031	Fishing	30	469,925	244,316	225,609
A032	Aquaculture	11	147,017	67,182	79,836
	XIII - Caraga	58	45,040	31,184	13,856
A011	Growing of non-perennial crops	4	5	-	5
A012	Growing of perennial crops	20	33,508	23,849	9,659
A013	Plant propagation	3	6,140	4,891	1,249
A014	Animal production	8	2,222	50	2,172
A015	Support activities to agriculture and post-harvest crop activities	15	2,651	2,393	258
A021	Silviculture and other forestry activities	S	S	S	S
A022	Logging	S	S	S	S
A032	Aquaculture	5	-	-	-
	Autonomous Region in Muslim Mindanao	88	70,073	12,558	57,515
A011	Growing of non-perennial crops	36	2	-	2
A012	Growing of perennial crops	14	69,620	12,558	57,063
A014	Animal production	S	S	S	S
A015	Support activities to agriculture and post-harvest crop activities	S	S	S	S
A031	Fishing	19	441	-	441
A032	Aquaculture	11	-	-	-

Notes: "-" - zero value

S - suppressed

Source: Philippine Statistics Authority, 2018 Census of Philippine Business and Industry

Table 5.5 Number of Establishments and Expense for Non-Industrial Services Done by Others by Type for Agriculture, Forestry and Fishing Establishments by Region and Industry Group: Philippines, 2018*(Values are in thousand PhP, except number of establishments. Details may not add-up to total due to rounding and/or statistical disclosure control.)*

2009 PSIC Code	Region / Industry Description	Number of Establishments	Expense for Non-Industrial Services Done by Others			
			Total	Rent Expense for Land	Rent Expense for Aquafarm	Rental Expense for Buildings, Warehouses, and Other Structures
		(1)	(2)	(3)	(4)	(5)
	Philippines	3,285	13,422,892	1,164,318	28,064	916,048
A011	Growing of non-perennial crops	500	1,267,918	111,343	45	131,054
A012	Growing of perennial crops	341	5,766,033	854,315	516	94,234
A013	Plant propagation	18	25,209	50	-	-
A014	Animal production	1,593	3,684,357	151,611	2,874	509,142
A015	Support activities to agriculture and post-harvest crop activities	413	1,186,720	18,033	11,182	38,950
A021	Silviculture and other forestry activities	7	3,481	135	-	-
A022	Logging	S	S	S	S	S
A024	Support services to forestry	S	S	S	S	S
A031	Fishing	223	1,009,415	22,012	127	28,448
A032	Aquaculture	183	473,214	6,819	13,320	112,994
	National Capital Region	57	1,566,118	30,633	-	55,278
A011	Growing of non-perennial crops	13	13,868	-	-	2,885
A014	Animal production	19	93,630	232	-	15,112
A015	Support activities to agriculture and post-harvest crop activities	7	863,426	12,133	-	16,365
A031	Fishing	10	589,812	18,268	-	19,004
A032	Aquaculture	8	5,382	-	-	1,912
	Cordillera Administrative Region	39	5,679	2,585	-	-
A011	Growing of non-perennial crops	7	3,155	2,585	-	-
A012	Growing of perennial crops	S	S	S	S	S
A014	Animal production	15	1,016	-	-	-
A015	Support activities to agriculture and post-harvest crop activities	15	1,321	-	-	-
A021	Silviculture and other forestry activities	S	S	S	S	S
	I - Ilocos	127	84,729	22,325	3,082	2,595
A011	Growing of non-perennial crops	18	19,115	1,377	-	-
A012	Growing of perennial crops	S	S	S	S	S
A014	Animal production	67	42,884	19,315	-	1,795
A015	Support activities to agriculture and post-harvest crop activities	14	7,437	-	-	-
A031	Fishing	S	S	S	S	S
A032	Aquaculture	14	14,745	1,633	3,082	800
	II - Cagayan Valley	68	82,237	1,020	-	539
A011	Growing of non-perennial crops	12	9,257	876	-	83
A013	Plant propagation	S	S	S	S	S
A014	Animal production	41	69,551	144	-	456

Continued

Table 5.5 Number of Establishments and Expense for Non-Industrial Services Done by Others by Type for Agriculture, Forestry and Fishing Establishments by Region and Industry Group: Philippines, 2018

(Values are in thousand PhP, except number of establishments. Details may not add-up to total due to rounding and/or statistical disclosure control.)

Continued

2009 PSIC Code	Region / Industry Description	Number of Establishments	Expense for Non-Industrial Services Done by Others			
			Total	Rent Expense for Land	Rent Expense for Aquafarm	Rental Expense for Buildings, Warehouses, and Other Structures
		(1)	(2)	(3)	(4)	(5)
A015	Support activities to agriculture and post-harvest crop activities	12	1,580	-	-	-
A032	Aquaculture	S	S	S	S	S
	III - Central Luzon	586	2,785,238	100,763	2,874	430,731
A011	Growing of non-perennial crops	39	472,701	33,862	-	44,586
A012	Growing of perennial crops	6	19,515	316	-	910
A014	Animal production	465	2,160,441	63,129	2,874	366,166
A015	Support activities to agriculture and post-harvest crop activities	47	65,351	1,620	-	6,361
A021	Silviculture and other forestry activities	S	S	S	S	S
A022	Logging	S	S	S	S	S
A031	Fishing	3	94	-	-	-
A032	Aquaculture	24	66,680	1,837	-	12,708
	IVA - CALABARZON	366	873,828	28,458	516	122,359
A011	Growing of non-perennial crops	39	219,552	2,154	-	38,412
A012	Growing of perennial crops	S	S	S	S	S
A013	Plant propagation	S	S	S	S	S
A014	Animal production	250	598,792	26,219	-	66,184
A015	Support activities to agriculture and post-harvest crop activities	35	34,296	85	-	13,181
A031	Fishing	13	7,447	-	-	-
A032	Aquaculture	18	6,362	-	-	552
	MIMAROPA	97	122,435	5,067	1,898	18,111
A011	Growing of non-perennial crops	5	5,590	969	-	-
A012	Growing of perennial crops	5	29,117	4,098	-	59
A014	Animal production	15	374	-	-	-
A015	Support activities to agriculture and post-harvest crop activities	22	1,238	-	-	290
A021	Silviculture and other forestry activities	S	S	S	S	S
A024	Support services to forestry	S	S	S	S	S
A031	Fishing	32	2,150	-	-	-
A032	Aquaculture	17	83,003	-	1,898	17,172
	V - Bicol	83	25,714	345	-	-
A011	Growing of non-perennial crops	15	6,233	238	-	-
A014	Animal production	48	17,616	107	-	-
A015	Support activities to agriculture and post-harvest crop activities	11	857	-	-	-
A024	Support services to forestry	S	S	S	S	S
A031	Fishing	6	2	-	-	-
A032	Aquaculture	S	S	S	S	S

Table 5.5 Number of Establishments and Expense for Non-Industrial Services Done by Others by Type for Agriculture, Forestry and Fishing Establishments by Region and Industry Group: Philippines, 2018

(Values are in thousand PhP, except number of establishments. Details may not add-up to total due to rounding and/or statistical disclosure control.)

Continued

2009 PSIC Code	Region / Industry Description	Number of Establishments	Expense for Non-Industrial Services Done by Others			
			Total	Rent Expense for Land	Rent Expense for Aquafarm	Rental Expense for Buildings, Warehouses, and Other Structures
		(1)	(2)	(3)	(4)	(5)
	VI - Western Visayas	360	335,356	64,636	1,929	19,628
A011	Growing of non-perennial crops	192	188,026	61,560	45	1,113
A012	Growing of perennial crops	12	12,771	15	-	-
A013	Plant propagation	S	S	S	S	S
A014	Animal production	97	69,371	2,039	-	7,847
A015	Support activities to agriculture and post-harvest crop activities	23	6,673	-	-	-
A024	Support services to forestry	3	5,163	-	-	591
A031	Fishing	22	19,301	-	-	2,600
A032	Aquaculture	11	34,005	1,023	1,884	7,476
	VII - Central Visayas	242	163,906	13,719	1,320	10,363
A011	Growing of non-perennial crops	71	20,244	5,061	-	1,334
A012	Growing of perennial crops	S	S	S	S	S
A013	Plant propagation	S	S	S	S	S
A014	Animal production	108	82,414	2,854	-	2,299
A015	Support activities to agriculture and post-harvest crop activities	13	11,682	3,346	-	-
A031	Fishing	18	1,748	-	-	-
A032	Aquaculture	25	44,850	1,547	1,320	6,730
	VIII - Eastern Visayas	126	48,729	2,513	-	9,440
A011	Growing of non-perennial crops	17	13,534	1,258	-	214
A012	Growing of perennial crops	6	1,921	868	-	-
A014	Animal production	78	29,158	114	-	9,175
A015	Support activities to agriculture and post-harvest crop activities	11	3,496	3	-	43
A021	Silviculture and other forestry activities	S	S	S	S	S
A031	Fishing	S	S	S	S	S
A032	Aquaculture	8	531	263	-	-
	IX - Zamboanga Peninsula	95	85,183	922	4	4,541
A012	Growing of perennial crops	13	28,901	861	-	-
A013	Plant propagation	S	S	S	S	S
A014	Animal production	41	25,736	-	-	3,845
A031	Fishing	38	27,092	62	-	674
A032	Aquaculture	S	S	S	S	S
	X - Northern Mindanao	336	1,531,380	216,230	604	34,040
A011	Growing of non-perennial crops	17	37,909	1,383	-	69
A012	Growing of perennial crops	31	1,276,992	210,758	-	5,295
A013	Plant propagation	S	S	S	S	S
A014	Animal production	173	134,446	2,695	-	26,205

Table 5.5 Number of Establishments and Expense for Non-Industrial Services Done by Others by Type for Agriculture, Forestry and Fishing Establishments by Region and Industry Group: Philippines, 2018

(Values are in thousand PhP, except number of establishments. Details may not add-up to total due to rounding and/or statistical disclosure control.)

Continued

2009 PSIC Code	Region / Industry Description	Number of Establishments	Expense for Non-Industrial Services Done by Others			
			Total	Rent Expense for Land	Rent Expense for Aquafarm	Rental Expense for Buildings, Warehouses, and Other Structures
		(1)	(2)	(3)	(4)	(5)
A015	Support activities to agriculture and post-harvest crop activities	95	72,679	741	-	2,427
A021	Silviculture and other forestry activities	S	S	S	S	S
A031	Fishing	4	36	-	-	8
A032	Aquaculture	13	2,060	517	604	36
	XI - Davao	370	4,212,069	500,241	11,182	91,718
A011	Growing of non-perennial crops	8	121,032	-	-	19,785
A012	Growing of perennial crops	179	3,740,979	466,048	-	65,888
A013	Plant propagation	S	S	S	S	S
A014	Animal production	114	222,840	34,193	-	2,681
A015	Support activities to agriculture and post-harvest crop activities	44	99,812	-	11,182	55
A024	Support services to forestry	S	S	S	S	S
A031	Fishing	11	1,542	-	-	459
A032	Aquaculture	11	25,211	-	-	2,851
	XII - SOCCSKSARGEN	185	1,278,856	89,182	4,654	114,679
A011	Growing of non-perennial crops	8	137,570	-	-	22,575
A012	Growing of perennial crops	37	447,306	85,506	-	16,070
A013	Plant propagation	4	16,357	-	-	-
A014	Animal production	52	130,599	-	-	7,376
A015	Support activities to agriculture and post-harvest crop activities	42	14,991	-	-	229
A031	Fishing	30	359,144	3,676	127	5,694
A032	Aquaculture	11	172,889	-	4,527	62,735
	XIII - Caraga	58	69,185	23,722	-	664
A011	Growing of non-perennial crops	4	54	-	-	-
A012	Growing of perennial crops	20	57,987	23,111	-	618
A013	Plant propagation	3	2,135	41	-	-
A014	Animal production	8	5,489	570	-	-
A015	Support activities to agriculture and post-harvest crop activities	15	1,567	-	-	-
A021	Silviculture and other forestry activities	S	S	S	S	S
A022	Logging	S	S	S	S	S
	Autonomous Region in Muslim Mindanao	88	152,251	61,956	-	1,364
A011	Growing of non-perennial crops	36	79	20	-	-
A012	Growing of perennial crops	14	140,111	61,830	-	1,364
A014	Animal production	S	S	S	S	S
A015	Support activities to agriculture and post-harvest crop activities	S	S	S	S	S
A031	Fishing	19	438	-	-	-
A032	Aquaculture	11	11,310	-	-	-

Table 5.5 Number of Establishments and Expense for Non-Industrial Services Done by Others by Type for Agriculture, Forestry and Fishing Establishments by Region and Industry Group: Philippines, 2018

(Values are in thousand PhP, except number of establishments. Details may not add-up to total due to rounding and/or statistical disclosure control.)

Continued

2009 PSIC Code	Region / Industry Description	Expense for Non-Industrial Services Done by Others			
		Rental Expense for Fishing Boat/ Craft/ Vessel	Rental Expense for Machinery and Transport Equipment	Rental Expense for Office Equipment	Other Rental Expense
		(6)	(7)	(8)	(9)
	Philippines	65,947	1,549,280	2,210	113,532
A011	Growing of non-perennial crops	53	29,313	51	2,625
A012	Growing of perennial crops	-	1,329,284	13	52,912
A013	Plant propagation	-	53	7	-
A014	Animal production	-	40,909	1,514	9,491
A015	Support activities to agriculture and post-harvest crop activities	36,786	6,905	576	5,378
A021	Silviculture and other forestry activities	-	-	-	-
A022	Logging	S	S	S	S
A024	Support services to forestry	S	S	S	S
A031	Fishing	3,096	139,363	-	41,428
A032	Aquaculture	26,013	3,106	49	1,699
	National Capital Region	2,454	110,820	-	33,529
A011	Growing of non-perennial crops	-	-	-	-
A014	Animal production	-	-	-	250
A015	Support activities to agriculture and post-harvest crop activities	-	-	-	-
A031	Fishing	2,454	110,601	-	33,279
A032	Aquaculture	-	219	-	-
	Cordillera Administrative Region	-	-	-	-
A011	Growing of non-perennial crops	-	-	-	-
A012	Growing of perennial crops	S	S	S	S
A014	Animal production	-	-	-	-
A015	Support activities to agriculture and post-harvest crop activities	-	-	-	-
A021	Silviculture and other forestry activities	S	S	S	S
	I - Ilocos Region	648	1,047	-	-
A011	Growing of non-perennial crops	-	113	-	-
A012	Growing of perennial crops	S	S	S	S
A014	Animal production	-	83	-	-
A015	Support activities to agriculture and post-harvest crop activities	-	-	-	-
A031	Fishing	S	S	S	S
A032	Aquaculture	648	851	-	-
	II - Cagayan Valley	53	23	-	-
A011	Growing of non-perennial crops	53	-	-	-
A013	Plant propagation	S	S	S	S
A014	Animal production	-	-	-	-
A015	Support activities to agriculture and post-harvest crop activities	-	-	-	-

Table 5.5 Number of Establishments and Expense for Non-Industrial Services Done by Others by Type for Agriculture, Forestry and Fishing Establishments by Region and Industry Group: Philippines, 2018

(Values are in thousand PhP, except number of establishments. Details may not add-up to total due to rounding and/or statistical disclosure control.)

Continued

2009 PSIC Code	Region / Industry Description	Expense for Non-Industrial Services Done by Others			
		Rental Expense for Fishing Boat/ Craft/ Vessel	Rental Expense for Machinery and Transport Equipment	Rental Expense for Office Equipment	Other Rental Expense
		(6)	(7)	(8)	(9)
A032	Aquaculture	S	S	S	S
	III - Central Luzon	-	28,949	1,143	3,939
A011	Growing of non-perennial crops	-	1,450	-	-
A012	Growing of perennial crops	-	-	-	-
A014	Animal production	-	21,818	1,118	1,301
A015	Support activities to agriculture and post-harvest crop activities	-	4,850	-	2,638
A021	Silviculture and other forestry activities	S	S	S	S
A022	Logging	S	S	S	S
A031	Fishing	-	-	-	-
A032	Aquaculture	-	832	25	-
	IVA - CALABARZON	-	17,778	528	574
A011	Growing of non-perennial crops	-	2,358	-	-
A012	Growing of perennial crops	S	S	S	S
A013	Plant propagation	S	S	S	S
A014	Animal production	-	15,261	-	574
A015	Support activities to agriculture and post-harvest crop activities	-	36	528	-
A031	Fishing	-	-	-	-
A032	Aquaculture	-	124	-	-
	MIMAROPA	25,365	31	-	-
A011	Growing of non-perennial crops	-	-	-	-
A012	Growing of perennial crops	-	19	-	-
A014	Animal production	-	-	-	-
A015	Support activities to agriculture and post-harvest crop activities	-	12	-	-
A021	Silviculture and other forestry activities	S	S	S	S
A024	Support services to forestry	S	S	S	S
A031	Fishing	-	-	-	-
A032	Aquaculture	25,365	-	-	-
	V - Bicol Region	-	52	-	89
A011	Growing of non-perennial crops	-	-	-	-
A014	Animal production	-	52	-	-
A015	Support activities to agriculture and post-harvest crop activities	-	-	-	-
A024	Support services to forestry	S	S	S	S
A031	Fishing	-	-	-	-
A032	Aquaculture	S	S	S	S

Table 5.5 Number of Establishments and Expense for Non-Industrial Services Done by Others by Type for Agriculture, Forestry and Fishing Establishments by Region and Industry Group: Philippines, 2018

(Values are in thousand PhP, except number of establishments. Details may not add-up to total due to rounding and/or statistical disclosure control.)

Continued

2009 PSIC Code	Region / Industry Description	Expense for Non-Industrial Services Done by Others			
		Rental Expense for Fishing Boat/ Craft/ Vessel	Rental Expense for Machinery and Transport Equipment	Rental Expense for Office Equipment	Other Rental Expense
		(6)	(7)	(8)	(9)
	VI - Western Visayas	-	14,010	55	1,196
A011	Growing of non-perennial crops	-	13,232	51	1,196
A012	Growing of perennial crops	-	-	-	-
A013	Plant propagation	S	S	S	S
A014	Animal production	-	-	-	-
A015	Support activities to agriculture and post-harvest crop activities	-	7	-	-
A024	Support services to forestry	-	348	-	-
A031	Fishing	-	-	-	-
A032	Aquaculture	-	424	4	-
	VII - Central Visayas	-	876	15	961
A011	Growing of non-perennial crops	-	337	-	301
A012	Growing of perennial crops	S	S	S	S
A013	Plant propagation	S	S	S	S
A014	Animal production	-	-	-	-
A015	Support activities to agriculture and post-harvest crop activities	-	-	-	-
A031	Fishing	-	50	-	-
A032	Aquaculture	-	489	15	660
	VIII - Eastern Visayas	6	2,635	6	1,061
A011	Growing of non-perennial crops	-	2,329	-	1,052
A012	Growing of perennial crops	-	-	-	-
A014	Animal production	-	298	6	-
A015	Support activities to agriculture and post-harvest crop activities	-	-	-	-
A021	Silviculture and other forestry activities	S	S	S	S
A031	Fishing	S	S	S	S
A032	Aquaculture	-	-	-	-
	IX - Zamboanga Peninsula	-	6	6	-
A012	Growing of perennial crops	-	1	-	-
A013	Plant propagation	S	S	S	S
A014	Animal production	-	-	-	-
A031	Fishing	-	-	-	-
A032	Aquaculture	S	S	S	S
	X - Northern Mindanao	35	334,265	289	20,427
A011	Growing of non-perennial crops	-	1,179	-	60
A012	Growing of perennial crops	-	331,451	-	12,455
A013	Plant propagation	S	S	S	S
A015	Support activities to agriculture and post-harvest crop activities	-	985	49	39

Table 5.5 Number of Establishments and Expense for Non-Industrial Services Done by Others by Type for Agriculture, Forestry and Fishing Establishments by Region and Industry Group: Philippines, 2018

(Values are in thousand PhP, except number of establishments. Details may not add-up to total due to rounding and/or statistical disclosure control.)

Continued

2009 PSIC Code	Region / Industry Description	Expense for Non-Industrial Services Done by Others			
		Rental Expense for Fishing Boat/ Craft/ Vessel	Rental Expense for Machinery and Transport Equipment	Rental Expense for Office Equipment	Other Rental Expense
		(6)	(7)	(8)	(9)
A021	Silviculture and other forestry activities	S	S	S	S
A031	Fishing	35	-	-	-
A032	Aquaculture	-	-	-	507
	XI - Davao Region	36,786	873,572	18	43,416
A011	Growing of non-perennial crops	-	8,307	-	-
A012	Growing of perennial crops	-	861,817	13	40,272
A013	Plant propagation	S	S	S	S
A014	Animal production	-	2,485	-	-
A015	Support activities to agriculture and post-harvest crop activities	36,786	964	-	2,702
A024	Support services to forestry	S	S	S	S
A031	Fishing	-	-	-	-
A032	Aquaculture	-	-	-	442
	XII - SOCCSKSARGEN	600	108,340	-	8,324
A011	Growing of non-perennial crops	-	-	-	-
A012	Growing of perennial crops	-	79,423	-	185
A013	Plant propagation	-	-	-	-
A014	Animal production	-	-	-	-
A015	Support activities to agriculture and post-harvest crop activities	-	52	-	-
A031	Fishing	600	28,703	-	8,139
A032	Aquaculture	-	163	-	-
	XIII - Caraga	-	13,368	152	-
A011	Growing of non-perennial crops	-	-	-	-
A012	Growing of perennial crops	-	13,074	-	-
A013	Plant propagation	-	-	2	-
A014	Animal production	-	294	150	-
A015	Support activities to agriculture and post-harvest crop activities	-	-	-	-
A021	Silviculture and other forestry activities	S	S	S	S
A022	Logging	S	S	S	S
A032	Aquaculture	-	-	-	-
	Autonomous Region in Muslim Mindanao	-	43,507	-	17
A011	Growing of non-perennial crops	-	8	-	17
A012	Growing of perennial crops	-	43,499	-	-
A014	Animal production	S	S	S	S
A015	Support activities to agriculture and post-harvest crop activities	S	S	S	S
A031	Fishing	-	-	-	-
A032	Aquaculture	-	-	-	-

Table 5.5 Number of Establishments and Expense for Non-Industrial Services Done by Others by Type for Agriculture, Forestry and Fishing Establishments by Region and Industry Group: Philippines, 2018

(Values are in thousand PhP, except number of establishments. Details may not add-up to total due to rounding and/or statistical disclosure control.)

Continued

2009 PSIC Code	Region / Industry Description	Expense for Non-Industrial Services Done by Others			
		Insurance Expense	Communication Expense	Transport Service Expense	Other Non-Industrial Service
		(10)	(11)	(12)	(13)
	Philippines	323,671	269,324	702,084	8,288,414
A011	Growing of non-perennial crops	45,138	25,110	170,566	752,620
A012	Growing of perennial crops	37,594	54,432	64,721	3,278,012
A013	Plant propagation	1,413	816	37	22,833
A014	Animal production	130,626	87,844	348,865	2,401,481
A015	Support activities to agriculture and post-harvest crop activities	34,910	35,622	39,169	959,209
A021	Silviculture and other forestry activities	907	662	237	1,539
A022	Logging	S	S	S	S
A024	Support services to forestry	S	S	S	S
A031	Fishing	64,603	57,320	16,601	636,417
A032	Aquaculture	8,159	7,058	61,862	232,135
	National Capital Region	17,661	57,357	63,633	1,194,753
A011	Growing of non-perennial crops	752	1,553	3,562	5,116
A014	Animal production	1,691	2,189	43,765	30,391
A015	Support activities to agriculture and post-harvest crop activities	10,610	19,475	14,648	790,196
A031	Fishing	4,544	34,042	1,070	366,551
A032	Aquaculture	64	99	589	2,499
	Cordillera Administrative Region	51	105	334	2,605
A011	Growing of non-perennial crops	-	10	-	560
A012	Growing of perennial crops	S	S	S	S
A014	Animal production	51	92	-	874
A015	Support activities to agriculture and post-harvest crop activities	-	2	334	984
A021	Silviculture and other forestry activities	S	S	S	S
	I - Ilocos Region	3,944	2,624	6,028	42,436
A011	Growing of non-perennial crops	1,721	276	2,611	13,017
A012	Growing of perennial crops	S	S	S	S
A014	Animal production	411	1,604	2,817	16,859
A015	Support activities to agriculture and post-harvest crop activities	1,412	308	25	5,692
A031	Fishing	S	S	S	S
A032	Aquaculture	400	412	572	6,348
	II - Cagayan Valley	3,145	2,035	1,842	73,589
A011	Growing of non-perennial crops	993	618	1,298	5,345
A013	Plant propagation	S	S	S	S
A014	Animal production	1,459	1,298	442	65,752
A015	Support activities to agriculture and post-harvest crop activities	162	107	70	1,241

Table 5.5 Number of Establishments and Expense for Non-Industrial Services Done by Others by Type for Agriculture, Forestry and Fishing Establishments by Region and Industry Group: Philippines, 2018

(Values are in thousand PhP, except number of establishments. Details may not add-up to total due to rounding and/or statistical disclosure control.)

Continued

2009 PSIC Code	Region / Industry Description	Expense for Non-Industrial Services Done by Others			
		Insurance Expense	Communication Expense	Transport Service Expense	Other Non-Industrial Service
		(10)	(11)	(12)	(13)
A032	Aquaculture	S	S	S	S
	III - Central Luzon	68,326	45,173	281,463	1,821,877
A011	Growing of non-perennial crops	22,595	4,588	73,720	291,901
A012	Growing of perennial crops	286	126	-	17,877
A014	Animal production	40,809	32,317	195,352	1,435,557
A015	Support activities to agriculture and post-harvest crop activities	3,725	7,288	6,892	31,977
A021	Silviculture and other forestry activities	S	S	S	S
A022	Logging	S	S	S	S
A031	Fishing	-	25	-	69
A032	Aquaculture	911	785	5,472	44,111
	IVA - CALABARZON	24,539	39,510	85,451	554,115
A011	Growing of non-perennial crops	7,401	7,165	31,182	130,880
A012	Growing of perennial crops	S	S	S	S
A013	Plant propagation	S	S	S	S
A014	Animal production	16,102	30,175	43,732	400,545
A015	Support activities to agriculture and post-harvest crop activities	540	1,667	2,678	15,581
A031	Fishing	468	171	6,222	586
A032	Aquaculture	-	172	1,637	3,876
	MIMAROPA	1,625	1,312	15,485	53,541
A011	Growing of non-perennial crops	529	60	1,860	2,172
A012	Growing of perennial crops	1	232	21	24,688
A014	Animal production	136	23	22	194
A015	Support activities to agriculture and post-harvest crop activities	491	31	6	408
A021	Silviculture and other forestry activities	S	S	S	S
A024	Support services to forestry	S	S	S	S
A031	Fishing	22	149	1,436	542
A032	Aquaculture	446	809	12,140	25,173
	V - Bicol Region	530	786	6,037	17,875
A011	Growing of non-perennial crops	-	348	1,287	4,360
A014	Animal production	530	355	4,235	12,337
A015	Support activities to agriculture and post-harvest crop activities	-	27	-	830
A024	Support services to forestry	S	S	S	S
A031	Fishing	-	2	-	-
A032	Aquaculture	S	S	S	S

Table 5.5 Number of Establishments and Expense for Non-Industrial Services Done by Others by Type for Agriculture, Forestry and Fishing Establishments by Region and Industry Group: Philippines, 2018

(Values are in thousand PhP, except number of establishments. Details may not add-up to total due to rounding and/or statistical disclosure control.)

Continued

2009 PSIC Code	Region / Industry Description	Expense for Non-Industrial Services Done by Others			
		Insurance Expense	Communication Expense	Transport Service Expense	Other Non-Industrial Service
		(10)	(11)	(12)	(13)
	VI - Western Visayas	10,544	8,489	17,524	197,345
A011	Growing of non-perennial crops	6,101	4,868	3,890	95,971
A012	Growing of perennial crops	-	67	-	12,689
A013	Plant propagation	S	S	S	S
A014	Animal production	2,672	1,132	2,899	52,782
A015	Support activities to agriculture and post-harvest crop activities	50	268	136	6,213
A024	Support services to forestry	291	393	-	3,540
A031	Fishing	248	762	253	15,437
A032	Aquaculture	1,182	952	10,345	10,716
	VII - Central Visayas	18,185	6,535	24,189	87,743
A011	Growing of non-perennial crops	1,186	661	1,208	10,156
A012	Growing of perennial crops	S	S	S	S
A013	Plant propagation	S	S	S	S
A014	Animal production	13,865	4,239	12,823	46,335
A015	Support activities to agriculture and post-harvest crop activities	1,966	347	711	5,312
A031	Fishing	22	317	92	1,267
A032	Aquaculture	1,056	854	9,302	22,878
	VIII - Eastern Visayas	1,266	1,109	1,539	29,154
A011	Growing of non-perennial crops	166	333	202	7,980
A012	Growing of perennial crops	26	70	399	558
A014	Animal production	820	689	937	17,119
A015	Support activities to agriculture and post-harvest crop activities	108	1	-	3,342
A021	Silviculture and other forestry activities	S	S	S	S
A031	Fishing	S	S	S	S
A032	Aquaculture	114	15	-	139
	IX - Zamboanga Peninsula	6,106	5,948	8,743	58,907
A012	Growing of perennial crops	82	400	3,003	24,554
A013	Plant propagation	S	S	S	S
A014	Animal production	882	1,332	4,214	15,463
A031	Fishing	5,141	4,189	1,180	15,847
A032	Aquaculture	S	S	S	S
	X - Northern Mindanao	28,394	18,424	39,964	838,708
A011	Growing of non-perennial crops	592	1,225	3,591	29,810
A012	Growing of perennial crops	8,837	9,233	8,481	690,482
A013	Plant propagation	S	S	S	S
A014	Animal production	10,937	2,509	19,364	64,509

Table 5.5 Number of Establishments and Expense for Non-Industrial Services Done by Others by Type for Agriculture, Forestry and Fishing Establishments by Region and Industry Group: Philippines, 2018

(Values are in thousand PhP, except number of establishments. Details may not add-up to total due to rounding and/or statistical disclosure control.)

Continued

2009 PSIC Code	Region / Industry Description	Expense for Non-Industrial Services Done by Others			
		Insurance Expense	Communication Expense	Transport Service Expense	Other Non-Industrial Service
		(10)	(11)	(12)	(13)
A015	Support activities to agriculture and post-harvest crop activities	7,237	4,482	8,222	48,497
A021	Silviculture and other forestry activities	S	S	S	S
A031	Fishing	-	-	3	-
A032	Aquaculture	-	68	304	24
	XI - Davao Region	59,008	46,963	88,883	2,460,282
A011	Growing of non-perennial crops	2,998	2,764	20,424	66,755
A012	Growing of perennial crops	22,911	33,414	44,603	2,206,013
A013	Plant propagation	S	S	S	S
A014	Animal production	24,208	7,446	16,909	134,918
A015	Support activities to agriculture and post-harvest crop activities	8,418	1,076	5,345	33,284
A024	Support services to forestry	S	S	S	S
A031	Fishing	100	82	417	484
A032	Aquaculture	289	2,154	1,184	18,291
	XII - SOCCSKSARGEN	76,972	27,245	56,426	792,434
A011	Growing of non-perennial crops	103	623	25,693	88,576
A012	Growing of perennial crops	3,713	6,474	4,459	251,476
A013	Plant propagation	292	24	5	16,036
A014	Animal production	15,626	1,607	770	105,220
A015	Support activities to agriculture and post-harvest crop activities	59	424	93	14,135
A031	Fishing	54,014	17,561	5,926	234,705
A032	Aquaculture	3,164	531	19,480	82,289
	XIII - Caraga	1,947	3,632	4,430	21,271
A011	Growing of non-perennial crops	-	18	5	31
A012	Growing of perennial crops	306	2,299	3,619	14,960
A013	Plant propagation	277	5	-	1,810
A014	Animal production	428	837	585	2,626
A015	Support activities to agriculture and post-harvest crop activities	32	13	9	1,513
A021	Silviculture and other forestry activities	S	S	S	S
A022	Logging	S	S	S	S
A032	Aquaculture	-	-	2	90
	Autonomous Region in Muslim Mindanao	1,428	2,077	114	41,788
A011	Growing of non-perennial crops	-	-	34	-
A012	Growing of perennial crops	1,315	1,846	81	30,176
A014	Animal production	S	S	S	S
A015	Support activities to agriculture and post-harvest crop activities	S	S	S	S

Table 5.5 Number of Establishments and Expense for Non-Industrial Services Done by Others by Type for Agriculture, Forestry and Fishing Establishments by Region and Industry Group: Philippines, 2018*(Values are in thousand PhP, except number of establishments. Details may not add-up to total due to rounding and/or statistical disclosure control.)**Concluded*

2009 PSIC Code	Region / Industry Description	Expense for Non-Industrial Services Done by Others			
		Insurance Expense	Communication Expense	Transport Service Expense	Other Non-Industrial Service
		(10)	(11)	(12)	(13)
A031	Fishing	12	-	-	425
A032	Aquaculture	-	123	-	11,187

Notes: "-" - zero value

S - suppressed

Source: Philippine Statistics Authority, 2018 Census of Philippine Business and Industry

Table 5.6 Number of Establishments and Cost by Type for Agriculture, Forestry and Fishing Establishments by Region and Industry Group: Philippines, 2018*(Values are in thousand PhP, except number of establishments. Details may not add-up to total due to rounding and/or statistical disclosure control.)*

2009 PSIC Code	Region / Industry Description	Number of Establishments	Cost			
			Total	Materials and Supplies Purchased	Electricity Purchased	Water Purchased
		(1)	(2)	(3)	(4)	(5)
	Philippines	3,285	173,763,465	90,982,356	5,803,952	721,006
A011	Growing of non-perennial crops	500	12,499,961	6,304,519	157,698	35,970
A012	Growing of perennial crops	341	41,609,406	16,175,909	823,953	49,817
A013	Plant propagation	18	256,931	187,481	2,158	1,065
A014	Animal production	1,593	85,595,379	57,733,990	3,281,123	407,097
A015	Support activities to agriculture and post-harvest crop activities	413	13,662,311	2,702,177	545,145	82,318
A021	Silviculture and other forestry activities	7	40,310	9,914	3,561	83
A022	Logging	S	S	S	S	S
A024	Support services to forestry	S	S	S	S	S
A031	Fishing	223	12,352,729	3,146,278	536,007	85,718
A032	Aquaculture	183	7,700,565	4,716,128	452,957	58,788
	National Capital Region	57	17,872,167	2,686,776	557,519	55,981
A011	Growing of non-perennial crops	13	30,322	4,713	1,267	763
A014	Animal production	19	2,624,362	345,384	84,394	27,126
A015	Support activities to agriculture and post-harvest crop activities	7	10,014,807	1,086,438	199,893	11,007
A031	Fishing	10	5,127,688	1,232,797	271,531	16,946
A032	Aquaculture	8	74,989	17,443	434	140
	Cordillera Administrative Region	39	148,919	106,534	6,008	237
A011	Growing of non-perennial crops	7	8,519	450	4,392	-
A012	Growing of perennial crops	S	S	S	S	S
A014	Animal production	15	133,054	105,609	1,232	144
A015	Support activities to agriculture and post-harvest crop activities	15	4,694	404	367	92
A021	Silviculture and other forestry activities	S	S	S	S	S
	I - Ilocos Region	127	2,549,436	1,970,204	82,960	10,348
A011	Growing of non-perennial crops	18	160,884	88,472	2,722	677
A012	Growing of perennial crops	S	S	S	S	S
A014	Animal production	67	1,531,426	1,208,536	65,801	7,267
A015	Support activities to agriculture and post-harvest crop activities	14	261,259	164,361	12,059	1,864
A031	Fishing	S	S	S	S	S
A032	Aquaculture	14	589,023	508,458	2,201	455
	II - Cagayan Valley	68	1,606,676	486,144	58,280	20,943
A011	Growing of non-perennial crops	12	306,602	39,514	2,686	422
A013	Plant propagation	S	S	S	S	S
A014	Animal production	41	1,036,707	305,675	37,286	13,512

Continued

Table 5.6 Number of Establishments and Cost by Type for Agriculture, Forestry and Fishing Establishments by Region and Industry Group: Philippines, 2018

(Values are in thousand PhP, except number of establishments. Details may not add-up to total due to rounding and/or statistical disclosure control.)

Continued

2009 PSIC Code	Region / Industry Description	Number of Establishments	Cost			
			Total	Materials and Supplies Purchased	Electricity Purchased	Water Purchased
		(1)	(2)	(3)	(4)	(5)
A015	Support activities to agriculture and post-harvest crop activities	12	62,824	9,460	14,935	5,132
A032	Aquaculture	S	S	S	S	S
	III - Central Luzon	586	40,616,922	27,638,827	1,942,547	186,888
A011	Growing of non-perennial crops	39	4,012,236	2,027,417	39,118	8,136
A012	Growing of perennial crops	6	95,184	22,219	6,742	1,630
A014	Animal production	465	35,003,800	24,763,180	1,721,157	154,713
A015	Support activities to agriculture and post-harvest crop activities	47	870,669	424,120	131,066	21,775
A021	Silviculture and other forestry activities	S	S	S	S	S
A022	Logging	S	S	S	S	S
A031	Fishing	3	38,680	36,746	869	64
A032	Aquaculture	24	590,857	363,892	43,357	553
	IVA - CALABARZON	366	19,851,398	10,708,386	730,659	90,803
A011	Growing of non-perennial crops	39	2,240,907	1,475,181	25,047	5,613
A012	Growing of perennial crops	S	S	S	S	S
A013	Plant propagation	S	S	S	S	S
A014	Animal production	250	16,910,280	8,859,331	616,603	74,752
A015	Support activities to agriculture and post-harvest crop activities	35	443,292	211,391	57,350	8,905
A031	Fishing	13	24,562	1,710	7,485	863
A032	Aquaculture	18	66,679	22,760	23,298	520
	MIMAROPA	97	1,004,845	377,464	10,900	2,509
A011	Growing of non-perennial crops	5	28,470	15,800	214	74
A012	Growing of perennial crops	5	232,738	171,183	1,145	281
A014	Animal production	15	219,121	128,280	1,312	1,888
A015	Support activities to agriculture and post-harvest crop activities	22	40,840	4,588	2,187	55
A021	Silviculture and other forestry activities	S	S	S	S	S
A024	Support services to forestry	S	S	S	S	S
A031	Fishing	32	32,863	7,967	325	107
A032	Aquaculture	17	431,058	49,629	5,537	28
	V - Bicol	83	636,617	373,903	41,265	18,228
A011	Growing of non-perennial crops	15	106,828	31,247	1,819	259
A014	Animal production	48	456,322	298,097	30,617	12,108
A015	Support activities to agriculture and post-harvest crop activities	11	56,418	30,968	8,796	5,851
A024	Support services to forestry	S	S	S	S	S
A031	Fishing	6	538	35	-	3
A032	Aquaculture	S	S	S	S	S

Table 5.6 Number of Establishments and Cost by Type for Agriculture, Forestry and Fishing Establishments by Region and Industry Group: Philippines, 2018

(Values are in thousand PhP, except number of establishments. Details may not add-up to total due to rounding and/or statistical disclosure control.)

Continued

2009 PSIC Code	Region / Industry Description	Number of Establishments	Cost			
			Total	Materials and Supplies Purchased	Electricity Purchased	Water Purchased
		(1)	(2)	(3)	(4)	(5)
VI - Western Visayas		360	7,254,586	4,608,154	187,293	29,892
A011	Growing of non-perennial crops	192	1,961,482	705,830	39,721	9,809
A012	Growing of perennial crops	12	112,609	26,220	2,659	380
A013	Plant propagation	S	S	S	S	S
A014	Animal production	97	3,690,129	3,196,457	52,439	6,220
A015	Support activities to agriculture and post-harvest crop activities	23	67,360	22,224	10,536	478
A024	Support services to forestry	S	S	S	S	S
A031	Fishing	22	598,930	167,202	2,492	10,334
A032	Aquaculture	11	808,262	487,751	78,442	2,622
VII - Central Visayas		242	4,676,008	3,097,865	258,121	22,001
A011	Growing of non-perennial crops	71	347,799	197,069	6,006	2,793
A012	Growing of perennial crops	S	S	S	S	S
A013	Plant propagation	S	S	S	S	S
A014	Animal production	108	2,971,968	2,353,410	152,852	12,077
A015	Support activities to agriculture and post-harvest crop activities	13	211,584	114,528	19,722	801
A031	Fishing	18	75,677	10,374	8,639	50
A032	Aquaculture	25	1,034,283	397,869	70,476	6,140
VIII - Eastern Visayas		126	648,330	377,392	41,821	11,442
A011	Growing of non-perennial crops	17	193,663	130,628	4,679	848
A012	Growing of perennial crops	6	15,934	5,184	235	38
A014	Animal production	78	391,298	226,675	30,810	8,691
A015	Support activities to agriculture and post-harvest crop activities	11	31,775	5,309	4,290	1,028
A021	Silviculture and other forestry activities	S	S	S	S	S
A031	Fishing	S	S	S	S	S
A032	Aquaculture	8	14,159	8,938	1,731	808
IX - Zamboanga Peninsula		95	3,304,739	977,037	121,715	40,461
A012	Growing of perennial crops	13	152,522	52,028	7,159	306
A013	Plant propagation	S	S	S	S	S
A014	Animal production	41	953,977	693,965	27,218	5,440
A031	Fishing	38	2,086,364	146,250	76,906	34,200
A032	Aquaculture	S	S	S	S	S
X - Northern Mindanao		336	14,472,234	7,849,716	308,753	72,842
A011	Growing of non-perennial crops	17	649,761	455,807	11,061	3,825
A012	Growing of perennial crops	31	6,660,663	1,842,491	130,883	15,189
A013	Plant propagation	S	S	S	S	S
A014	Animal production	173	5,853,419	4,885,645	104,072	30,148

Table 5.6 Number of Establishments and Cost by Type for Agriculture, Forestry and Fishing Establishments by Region and Industry Group: Philippines, 2018

(Values are in thousand PhP, except number of establishments. Details may not add-up to total due to rounding and/or statistical disclosure control.)

Continued

2009 PSIC Code	Region / Industry Description	Number of Establishments	Cost			
			Total	Materials and Supplies Purchased	Electricity Purchased	Water Purchased
		(1)	(2)	(3)	(4)	(5)
A015	Support activities to agriculture and post-harvest crop activities	95	952,957	400,260	61,645	23,182
A021	Silviculture and other forestry activities	S	S	S	S	S
A031	Fishing	4	871	-	176	85
A032	Aquaculture	13	260,989	197,324	286	129
	XI - Davao	370	35,086,999	18,195,957	815,336	57,333
A011	Growing of non-perennial crops	8	1,405,644	910,859	13,004	1,739
A012	Growing of perennial crops	179	25,513,050	10,796,223	567,653	19,442
A013	Plant propagation	S	S	S	S	S
A014	Animal production	114	7,092,575	5,893,851	205,492	28,845
A015	Support activities to agriculture and post-harvest crop activities	44	412,503	98,925	14,401	1,436
A024	Support services to forestry	S	S	S	S	S
A031	Fishing	11	78,653	32,602	1,242	83
A032	Aquaculture	11	577,473	459,294	13,298	5,707
	XII - SOCCSKSARGEN	185	21,892,492	10,461,204	561,989	90,651
A011	Growing of non-perennial crops	8	1,043,425	220,305	5,592	963
A012	Growing of perennial crops	37	6,938,516	2,344,469	39,377	3,967
A013	Plant propagation	4	111,136	80,637	895	321
A014	Animal production	52	6,579,636	4,380,097	143,794	22,857
A015	Support activities to agriculture and post-harvest crop activities	42	215,776	126,771	7,349	565
A031	Fishing	30	4,160,940	1,397,518	166,018	22,735
A032	Aquaculture	11	2,843,064	1,911,407	198,963	39,243
	XIII - Caraga	58	943,769	527,534	49,565	8,296
A011	Growing of non-perennial crops	4	929	207	173	12
A012	Growing of perennial crops	20	686,972	380,277	39,353	6,522
A013	Plant propagation	3	26,862	13,319	308	285
A014	Animal production	8	147,286	89,786	6,043	1,310
A015	Support activities to agriculture and post-harvest crop activities	15	13,427	1,833	446	108
A021	Silviculture and other forestry activities	S	S	S	S	S
A022	Logging	S	S	S	S	S
A032	Aquaculture	5	38,826	38,150	5	2
	Autonomous Region in Muslim Mindanao	88	1,197,328	539,257	29,221	2,150
A011	Growing of non-perennial crops	36	2,491	1,019	196	36
A012	Growing of perennial crops	14	1,002,452	374,916	27,488	1,806
A014	Animal production	S	S	S	S	S

Table 5.6 Number of Establishments and Cost by Type for Agriculture, Forestry and Fishing Establishments by Region and Industry
Group: Philippines, 2018

(Values are in thousand PhP, except number of establishments. Details may not add-up to total due to rounding and/or statistical disclosure control.)

Continued

2009 PSIC Code	Region / Industry Description	Number of Establishments	Cost			
			Total	Materials and Supplies Purchased	Electricity Purchased	Water Purchased
		(1)	(2)	(3)	(4)	(5)
A015	Support activities to agriculture and post-harvest crop activities	S	S	S	S	S
A031	Fishing	19	119,867	112,646	233	168
A032	Aquaculture	11	70,371	50,067	1,196	100

Table 5.6 Number of Establishments and Cost by Type for Agriculture, Forestry and Fishing Establishments by Region and Industry Group: Philippines, 2018

(Values are in thousand PhP, except number of establishments. Details may not add-up to total due to rounding and/or statistical disclosure control.)

Continued

2009 PSIC Code	Region / Industry Description	Cost			
		Agricultural, Forestry and Fishery Services Done by Others	Fuels, Lubricants, Oils and Greases Purchased	Taxes on Products and Production	Depreciation of Tangible Fixed Assets
		(6)	(7)	(8)	(9)
	Philippines	5,275,819	7,268,681	2,376,218	8,240,395
A011	Growing of non-perennial crops	1,261,702	280,549	370,869	511,978
A012	Growing of perennial crops	2,617,542	838,952	704,491	2,188,601
A013	Plant propagation	3,057	7,251	2,424	4,255
A014	Animal production	1,319,025	937,699	798,446	2,987,826
A015	Support activities to agriculture and post-harvest crop activities	48,941	295,804	98,445	1,381,974
A021	Silviculture and other forestry activities	900	2,246	6,704	9,565
A022	Logging	S	S	S	S
A024	Support services to forestry	S	S	S	S
A031	Fishing	5,323	4,724,544	282,406	778,593
A032	Aquaculture	19,330	180,363	112,213	372,579
	National Capital Region	9	2,241,361	111,773	1,340,250
A011	Growing of non-perennial crops	-	327	4,112	3,579
A014	Animal production	-	25,421	15,177	111,075
A015	Support activities to agriculture and post-harvest crop activities	-	79,698	16,201	944,157
A031	Fishing	-	2,127,994	70,707	268,277
A032	Aquaculture	9	7,921	5,575	13,162
	Cordillera Administrative Region	4,045	2,493	3,660	8,945
A011	Growing of non-perennial crops	-	213	49	181
A012	Growing of perennial crops	S	S	S	S
A014	Animal production	3,801	1,729	3,237	7,416
A015	Support activities to agriculture and post-harvest crop activities	178	432	294	1,306
A021	Silviculture and other forestry activities	S	S	S	S
	I - Ilocos Region	18,248	42,987	38,219	115,240
A011	Growing of non-perennial crops	12,032	2,000	10,174	7,267
A012	Growing of perennial crops	S	S	S	S
A014	Animal production	2,782	22,854	16,078	68,771
A015	Support activities to agriculture and post-harvest crop activities	1,728	9,596	2,411	24,618
A031	Fishing	S	S	S	S
A032	Aquaculture	1,700	7,030	9,477	13,819
	II - Cagayan Valley	28,057	57,559	23,171	77,277
A011	Growing of non-perennial crops	719	8,803	4,422	9,954
A013	Plant propagation	S	S	S	S
A014	Animal production	23,139	46,422	16,295	62,653
A015	Support activities to agriculture and post-harvest crop activities	2,523	1,459	695	3,286

Table 5.6 Number of Establishments and Cost by Type for Agriculture, Forestry and Fishing Establishments by Region and Industry Group: Philippines, 2018

(Values are in thousand PhP, except number of establishments. Details may not add-up to total due to rounding and/or statistical disclosure control.)

Continued

2009 PSIC Code	Region / Industry Description	Cost			
		Agricultural, Forestry and Fishery Services Done by Others	Fuels, Lubricants, Oils and Greases Purchased	Taxes on Products and Production	Depreciation of Tangible Fixed Assets
		(6)	(7)	(8)	(9)
A032	Aquaculture	S	S	S	S
	III - Central Luzon	913,764	306,329	497,479	1,729,375
A011	Growing of non-perennial crops	486,188	22,894	175,095	128,927
A012	Growing of perennial crops	-	1,479	2,176	10,042
A014	Animal production	419,008	249,561	285,645	1,457,159
A015	Support activities to agriculture and post-harvest crop activities	8,569	24,001	29,831	90,722
A021	Silviculture and other forestry activities	S	S	S	S
A022	Logging	S	S	S	S
A031	Fishing	-	254	96	425
A032	Aquaculture	-	8,067	4,552	39,067
	IVA - CALABARZON	743,761	226,340	159,718	686,499
A011	Growing of non-perennial crops	1,293	20,626	45,910	109,089
A012	Growing of perennial crops	S	S	S	S
A013	Plant propagation	S	S	S	S
A014	Animal production	728,335	179,137	102,509	522,467
A015	Support activities to agriculture and post-harvest crop activities	14,108	19,642	7,099	40,386
A031	Fishing	25	2,680	101	3,308
A032	Aquaculture	-	2,965	1,375	6,413
	MIMAROPA	4,576	74,297	10,196	127,799
A011	Growing of non-perennial crops	135	2,835	307	1,794
A012	Growing of perennial crops	384	1,319	1,310	18,355
A014	Animal production	863	9,085	1,083	27,854
A015	Support activities to agriculture and post-harvest crop activities	209	5,913	103	13,868
A021	Silviculture and other forestry activities	S	S	S	S
A024	Support services to forestry	S	S	S	S
A031	Fishing	-	10,443	921	3,741
A032	Aquaculture	2,985	44,495	6,431	61,967
	V - Bicol Region	73,412	10,759	13,200	39,217
A011	Growing of non-perennial crops	53,999	774	900	3,340
A014	Animal production	19,411	8,260	11,778	28,878
A015	Support activities to agriculture and post-harvest crop activities	-	1,520	324	5,446
A024	Support services to forestry	S	S	S	S
A031	Fishing	2	137	163	134
A032	Aquaculture	S	S	S	S

Table 5.6 Number of Establishments and Cost by Type for Agriculture, Forestry and Fishing Establishments by Region and Industry Group: Philippines, 2018

(Values are in thousand PhP, except number of establishments. Details may not add-up to total due to rounding and/or statistical disclosure control.)

Continued

2009 PSIC Code	Region / Industry Description	Cost			
		Agricultural, Forestry and Fishery Services Done by Others	Fuels, Lubricants, Oils and Greases Purchased	Taxes on Products and Production	Depreciation of Tangible Fixed Assets
		(6)	(7)	(8)	(9)
	VI - Western Visayas	396,810	400,345	109,937	325,002
A011	Growing of non-perennial crops	363,899	139,514	44,697	140,181
A012	Growing of perennial crops	960	3,779	2,344	40,305
A013	Plant propagation	S	S	S	S
A014	Animal production	24,349	46,789	20,839	51,163
A015	Support activities to agriculture and post-harvest crop activities	2,671	3,446	6,190	5,243
A024	Support services to forestry	S	S	S	S
A031	Fishing	4,647	197,321	12,087	33,582
A032	Aquaculture	283	8,656	23,730	54,081
	VII - Central Visayas	6,514	125,925	52,059	238,256
A011	Growing of non-perennial crops	5,984	44,913	11,252	13,616
A012	Growing of perennial crops	S	S	S	S
A013	Plant propagation	S	S	S	S
A014	Animal production	-	43,871	31,742	149,830
A015	Support activities to agriculture and post-harvest crop activities	-	4,134	1,662	41,126
A031	Fishing	280	23,144	667	7,852
A032	Aquaculture	-	9,393	5,820	25,451
	VIII - Eastern Visayas	12,172	29,709	13,544	40,894
A011	Growing of non-perennial crops	7,157	1,869	2,721	8,958
A012	Growing of perennial crops	3,251	2,080	329	515
A014	Animal production	1,556	16,318	7,700	27,030
A015	Support activities to agriculture and post-harvest crop activities	30	8,842	2,501	4,106
A021	Silviculture and other forestry activities	S	S	S	S
A031	Fishing	S	S	S	S
A032	Aquaculture	161	269	250	269
	IX - Zamboanga Peninsula	8,812	1,569,522	35,322	135,009
A012	Growing of perennial crops	6,893	14,808	4,452	11,259
A013	Plant propagation	S	S	S	S
A014	Animal production	1,426	44,359	8,074	39,342
A031	Fishing	205	1,505,629	22,130	83,214
A032	Aquaculture	S	S	S	S
	X - Northern Mindanao	89,447	348,201	226,067	944,214
A011	Growing of non-perennial crops	39,345	15,008	7,953	13,017
A012	Growing of perennial crops	23,580	149,349	132,786	694,060
A013	Plant propagation	S	S	S	S
A014	Animal production	9,963	109,416	34,202	73,223

Table 5.6 Number of Establishments and Cost by Type for Agriculture, Forestry and Fishing Establishments by Region and Industry Group: Philippines, 2018

(Values are in thousand PhP, except number of establishments. Details may not add-up to total due to rounding and/or statistical disclosure control.)

Continued

2009 PSIC Code	Region / Industry Description	Cost			
		Agricultural, Forestry and Fishery Services Done by Others	Fuels, Lubricants, Oils and Greases Purchased	Taxes on Products and Production	Depreciation of Tangible Fixed Assets
		(6)	(7)	(8)	(9)
A015	Support activities to agriculture and post-harvest crop activities	16,560	68,793	22,373	152,371
A021	Silviculture and other forestry activities	S	S	S	S
A031	Fishing	-	304	51	124
A032	Aquaculture	-	746	26,685	8,567
	XI - Davao Region	1,113,511	700,333	588,154	1,379,325
A011	Growing of non-perennial crops	-	18,563	29,331	62,852
A012	Growing of perennial crops	1,057,254	536,420	486,910	1,060,980
A013	Plant propagation	S	S	S	S
A014	Animal production	54,168	73,706	58,955	186,198
A015	Support activities to agriculture and post-harvest crop activities	1,273	60,442	7,289	39,445
A024	Support services to forestry	S	S	S	S
A031	Fishing	140	1,862	723	8,364
A032	Aquaculture	676	9,045	4,755	20,616
	XII - SOCCSKSARGEN	1,839,605	1,057,145	463,904	923,388
A011	Growing of non-perennial crops	290,943	1,348	33,715	9,162
A012	Growing of perennial crops	1,515,943	63,817	51,410	250,338
A013	Plant propagation	1,408	1,772	544	990
A014	Animal production	19,452	57,763	182,960	157,336
A015	Support activities to agriculture and post-harvest crop activities	19	7,243	1,253	13,738
A031	Fishing	-	852,061	173,896	368,457
A032	Aquaculture	11,840	73,143	20,125	123,367
	XIII - Caraga	14,536	42,021	21,858	46,160
A011	Growing of non-perennial crops	-	34	51	51
A012	Growing of perennial crops	431	35,667	12,915	17,118
A013	Plant propagation	1,360	895	400	528
A014	Animal production	10,772	3,005	2,170	17,430
A015	Support activities to agriculture and post-harvest crop activities	1,073	350	192	1,412
A021	Silviculture and other forestry activities	S	S	S	S
A022	Logging	S	S	S	S
A032	Aquaculture	-	162	315	59
	Autonomous Region in Muslim Mindanao	8,540	33,355	7,958	83,544
A011	Growing of non-perennial crops	8	829	179	12
A012	Growing of perennial crops	8,532	28,338	6,203	80,366
A014	Animal production	S	S	S	S
A015	Support activities to agriculture and post-harvest crop activities	S	S	S	S

Table 5.6 Number of Establishments and Cost by Type for Agriculture, Forestry and Fishing Establishments by Region and Industry Group: Philippines, 2018

(Values are in thousand PhP, except number of establishments. Details may not add-up to total due to rounding and/or statistical disclosure control.)

Continued

2009 PSIC Code	Region / Industry Description	Cost			
		Agricultural, Forestry and Fishery Services Done by Others	Fuels, Lubricants, Oils and Greases Purchased	Taxes on Products and Production	Depreciation of Tangible Fixed Assets
		(6)	(7)	(8)	(9)
A031	Fishing	-	919	804	532
A032	Aquaculture	-	2,972	743	1,893

Table 5.6 Number of Establishments and Cost by Type for Agriculture, Forestry and Fishing Establishments by Region and Industry Group: Philippines, 2018

(Values are in thousand PhP, except number of establishments. Details may not add-up to total due to rounding and/or statistical disclosure control.)

Continued

2009 PSIC Code	Region / Industry Description	Cost				
		Amortization for Intangible Assets	Industrial Services Done by Others	Non-Industrial Services Done by Others	Goods Purchased for Resale	Interest Expense
		(10)	(11)	(12)	(13)	(14)
	Philippines	842,302	10,051,258	13,422,892	8,847,149	3,193,658
A011	Growing of non-perennial crops	51,976	456,487	1,267,918	227,591	401,933
A012	Growing of perennial crops	616,475	3,966,187	5,766,033	491,966	318,401
A013	Plant propagation	-	20,165	25,209	40	3,513
A014	Animal production	116,054	3,598,549	3,684,357	7,567,541	1,314,394
A015	Support activities to agriculture and post-harvest crop activities	345	499,989	1,186,720	35,490	615,060
A021	Silviculture and other forestry activities	-	3,269	3,481	-	-
A022	Logging	S	S	S	S	S
A024	Support services to forestry	S	S	S	S	S
A031	Fishing	82	1,107,768	1,009,415	27,886	416,686
A032	Aquaculture	57,370	396,514	473,214	496,634	123,153
	National Capital Region	6,532	725,868	1,566,118	1,812,089	641,181
A011	Growing of non-perennial crops	-	354	13,868	-	-
A014	Animal production	6,264	110,743	93,630	1,803,255	133
A015	Support activities to agriculture and post-harvest crop activities	269	214,833	863,426	-	525,533
A031	Fishing	-	397,426	589,812	8,834	115,449
A032	Aquaculture	-	2,513	5,382	-	66
	Cordillera Administrative Region	274	9,169	5,679	-	1,702
A011	Growing of non-perennial crops	-	78	3,155	-	-
A012	Growing of perennial crops	S	S	S	S	S
A014	Animal production	274	6,831	1,016	-	1,702
A015	Support activities to agriculture and post-harvest crop activities	-	214	1,321	-	-
A021	Silviculture and other forestry activities	S	S	S	S	S
	I - Ilocos Region	12,984	52,253	84,729	27,290	71,213
A011	Growing of non-perennial crops	7,954	3,794	19,115	2,076	1,298
A012	Growing of perennial crops	S	S	S	S	S
A014	Animal production	30	24,386	42,884	9,706	56,172
A015	Support activities to agriculture and post-harvest crop activities	-	13,415	7,437	392	11,643
A031	Fishing	S	S	S	S	S
A032	Aquaculture	5,000	7,505	14,745	15,015	2,100
	II - Cagayan Valley	-	32,296	82,237	629,193	83,660
A011	Growing of non-perennial crops	-	8,942	9,257	193,481	5,340
A013	Plant propagation	S	S	S	S	S
A014	Animal production	-	19,436	69,551	360,461	78,111
A015	Support activities to agriculture and post-harvest crop activities	-	3,605	1,580	19,967	-

Table 5.6 Number of Establishments and Cost by Type for Agriculture, Forestry and Fishing Establishments by Region and Industry Group: Philippines, 2018

(Values are in thousand PhP, except number of establishments. Details may not add-up to total due to rounding and/or statistical disclosure control.)

Continued

2009 PSIC Code	Region / Industry Description	Cost				
		Amortization for Intangible Assets	Industrial Services Done by Others	Non-Industrial Services Done by Others	Goods Purchased for Resale	Interest Expense
		(10)	(11)	(12)	(13)	(14)
A032	Aquaculture	S	S	S	S	S
	III - Central Luzon	81,920	2,009,040	2,785,238	383,820	893,245
A011	Growing of non-perennial crops	7,507	78,838	472,701	560	101,352
A012	Growing of perennial crops	333	27,240	19,515	937	2,592
A014	Animal production	73,921	1,818,120	2,160,441	381,637	749,510
A015	Support activities to agriculture and post-harvest crop activities	76	39,036	65,351	595	24,297
A021	Silviculture and other forestry activities	S	S	S	S	S
A022	Logging	S	S	S	S	S
A031	Fishing	-	33	94	90	-
A032	Aquaculture	82	45,613	66,680	-	15,494
	IVA - CALABARZON	27,715	463,112	873,828	4,382,507	216,245
A011	Growing of non-perennial crops	10,976	47,364	219,552	10,591	134,725
A012	Growing of perennial crops	S	S	S	S	S
A013	Plant propagation	S	S	S	S	S
A014	Animal production	16,739	377,932	598,792	4,371,916	64,939
A015	Support activities to agriculture and post-harvest crop activities	-	35,135	34,296	-	7,277
A031	Fishing	-	605	7,447	-	-
A032	Aquaculture	-	1,467	6,362	-	341
	MIMAROPA	62,226	59,351	122,435	14,319	10,972
A011	Growing of non-perennial crops	-	1,069	5,590	-	-
A012	Growing of perennial crops	-	241	29,117	331	8,788
A014	Animal production	10,000	4,272	374	-	1,861
A015	Support activities to agriculture and post-harvest crop activities	-	2,626	1,238	8,702	323
A021	Silviculture and other forestry activities	S	S	S	S	S
A024	Support services to forestry	S	S	S	S	S
A031	Fishing	-	7,210	2,150	-	-
A032	Aquaculture	52,226	43,821	83,003	5,286	-
	V - Bicol Region	6	19,102	25,714	12,014	4,145
A011	Growing of non-perennial crops	6	1,767	6,233	155	1,568
A014	Animal production	-	16,868	17,616	10,967	1,269
A015	Support activities to agriculture and post-harvest crop activities	-	404	857	772	1,308
A024	Support services to forestry	S	S	S	S	S
A031	Fishing	-	53	2	-	-
A032	Aquaculture	S	S	S	S	S

Table 5.6 Number of Establishments and Cost by Type for Agriculture, Forestry and Fishing Establishments by Region and Industry Group: Philippines, 2018

(Values are in thousand PhP, except number of establishments. Details may not add-up to total due to rounding and/or statistical disclosure control.)

Continued

2009 PSIC Code	Region / Industry Description	Cost				
		Amortization for Intangible Assets	Industrial Services Done by Others	Non-Industrial Services Done by Others	Goods Purchased for Resale	Interest Expense
		(10)	(11)	(12)	(13)	(14)
	VI - Western Visayas	24,667	487,852	335,356	161,371	85,201
A011	Growing of non-perennial crops	14,570	210,470	188,026	19,464	20,806
A012	Growing of perennial crops	10,084	1,382	12,771	2,424	-
A013	Plant propagation	S	S	S	S	S
A014	Animal production	-	70,473	69,371	131,312	13,953
A015	Support activities to agriculture and post-harvest crop activities	-	6,846	6,673	575	-
A024	Support services to forestry	S	S	S	S	S
A031	Fishing	-	115,491	19,301	7,557	22,111
A032	Aquaculture	13	81,008	34,005	-	28,302
	VII - Central Visayas	1,446	141,625	163,906	458,513	60,481
A011	Growing of non-perennial crops	3	22,671	20,244	716	11,153
A012	Growing of perennial crops	S	S	S	S	S
A013	Plant propagation	S	S	S	S	S
A014	Animal production	1,318	52,481	82,414	36,660	30,941
A015	Support activities to agriculture and post-harvest crop activities	-	7,846	11,682	-	4,743
A031	Fishing	76	21,840	1,748	-	846
A032	Aquaculture	48	34,223	44,850	420,929	11,311
	VIII - Eastern Visayas	6	40,647	48,729	-	15,945
A011	Growing of non-perennial crops	-	9,365	13,534	-	4,477
A012	Growing of perennial crops	-	1,181	1,921	-	1,191
A014	Animal production	-	29,087	29,158	-	7,792
A015	Support activities to agriculture and post-harvest crop activities	-	105	3,496	-	2,058
A021	Silviculture and other forestry activities	S	S	S	S	S
A031	Fishing	S	S	S	S	S
A032	Aquaculture	-	778	531	-	421
	IX - Zamboanga Peninsula	-	127,528	85,183	7,171	101,009
A012	Growing of perennial crops	-	5,695	28,901	3,973	15,185
A013	Plant propagation	S	S	S	S	S
A014	Animal production	-	55,225	25,736	3,197	5,068
A031	Fishing	-	62,739	27,092	-	80,756
A032	Aquaculture	S	S	S	S	S
	X - Northern Mindanao	58,312	824,035	1,531,380	307,180	103,738
A011	Growing of non-perennial crops	-	29,692	37,909	302	12,023
A012	Growing of perennial crops	50,804	591,984	1,276,992	13,370	38,140
A013	Plant propagation	S	S	S	S	S
A014	Animal production	7,508	97,788	134,446	292,583	21,832

Table 5.6 Number of Establishments and Cost by Type for Agriculture, Forestry and Fishing Establishments by Region and Industry Group: Philippines, 2018

(Values are in thousand PhP, except number of establishments. Details may not add-up to total due to rounding and/or statistical disclosure control.)

Continued

2009 PSIC Code	Region / Industry Description	Cost				
		Amortization for Intangible Assets	Industrial Services Done by Others	Non-Industrial Services Done by Others	Goods Purchased for Resale	Interest Expense
		(10)	(11)	(12)	(13)	(14)
A015	Support activities to agriculture and post-harvest crop activities	-	87,650	72,679	925	31,560
A021	Silviculture and other forestry activities	S	S	S	S	S
A031	Fishing	-	73	36	-	-
A032	Aquaculture	-	9,204	2,060	-	183
	XI - Davao Region	528,423	3,287,896	4,212,069	327,971	336,625
A011	Growing of non-perennial crops	8,824	7,392	121,032	-	108,015
A012	Growing of perennial crops	519,599	2,967,512	3,740,979	314,209	109,259
A013	Plant propagation	S	S	S	S	S
A014	Animal production	-	193,120	222,840	11,029	106,624
A015	Support activities to agriculture and post-harvest crop activities	-	71,614	99,812	-	2,720
A024	Support services to forestry	S	S	S	S	S
A031	Fishing	-	28,662	1,542	2,733	620
A032	Aquaculture	-	19,512	25,211	-	8,909
	XII - SOCCSKSARGEN	10,941	1,656,373	1,278,856	241,857	450,241
A011	Growing of non-perennial crops	2,135	34,685	137,570	33	1,027
A012	Growing of perennial crops	8,805	264,636	447,306	86,183	20,558
A013	Plant propagation	-	6,545	16,357	-	1,479
A014	Animal production	-	719,566	130,599	146,968	174,487
A015	Support activities to agriculture and post-harvest crop activities	-	13,999	14,991	-	3,598
A031	Fishing	-	469,925	359,144	8,673	193,274
A032	Aquaculture	-	147,017	172,889	-	55,819
	XIII - Caraga	5,973	45,040	69,185	74,451	17,075
A011	Growing of non-perennial crops	-	5	54	183	150
A012	Growing of perennial crops	5,973	33,508	57,987	62,857	14,958
A013	Plant propagation	-	6,140	2,135	-	1,479
A014	Animal production	-	2,222	5,489	7,850	-
A015	Support activities to agriculture and post-harvest crop activities	-	2,651	1,567	3,561	-
A021	Silviculture and other forestry activities	S	S	S	S	S
A022	Logging	S	S	S	S	S
A032	Aquaculture	-	-	92	-	-
	Autonomous Region in Muslim Mindanao	20,877	70,073	152,251	7,402	100,980
A011	Growing of non-perennial crops	-	2	79	29	-
A012	Growing of perennial crops	20,877	69,620	140,111	7,374	97,357
A014	Animal production	S	S	S	S	S
A015	Support activities to agriculture and post-harvest crop activities	S	S	S	S	S

Table 5.6 Number of Establishments and Cost by Type for Agriculture, Forestry and Fishing Establishments by Region and Industry
Group: Philippines, 2018

(Values are in thousand PhP, except number of establishments. Details may not add-up to total due to rounding and/or statistical disclosure control.)

Continued

2009 PSIC Code	Region / Industry Description	Cost				
		Amortization for Intangible Assets	Industrial Services Done by Others	Non-Industrial Services Done by Others	Goods Purchased for Resale	Interest Expense
		(10)	(11)	(12)	(13)	(14)
A031	Fishing	-	441	438	-	3,624
A032	Aquaculture	-	-	11,310	-	-

Table 5.6 Number of Establishments and Cost by Type for Agriculture, Forestry and Fishing Establishments by Region and Industry Group: Philippines, 2018

(Values are in thousand PhP, except number of establishments. Details may not add-up to total due to rounding and/or statistical disclosure control.)

Continued

2009 PSIC Code	Region / Industry Description	Cost				
		Research and Development Expense	Environmental Protection Expense	Royalty Fee	Franchise Fee	Other Expense
		(15)	(16)	(17)	(18)	(19)
	Philippines	106,817	44,998	491,609	33,229	16,061,127
A011	Growing of non-perennial crops	23,581	3,080	487,542	295	656,274
A012	Growing of perennial crops	22,897	2,490	3,453	-	7,022,236
A013	Plant propagation	-	10	-	-	304
A014	Animal production	325	19,391	500	31,337	1,797,723
A015	Support activities to agriculture and post-harvest crop activities	56,487	1,606	-	728	6,111,081
A021	Silviculture and other forestry activities	-	357	-	-	228
A022	Logging	S	S	S	S	S
A024	Support services to forestry	S	S	S	S	S
A031	Fishing	52	3,551	-	867	227,553
A032	Aquaculture	120	543	115	2	240,542
	National Capital Region	56,111	3,543	-	-	6,067,057
A011	Growing of non-perennial crops	-	-	-	-	1,338
A014	Animal production	-	-	-	-	1,760
A015	Support activities to agriculture and post-harvest crop activities	56,111	-	-	-	6,017,241
A031	Fishing	-	3,543	-	-	24,373
A032	Aquaculture	-	-	-	-	22,345
	Cordillera Administrative Region	-	-	-	-	172
A011	Growing of non-perennial crops	-	-	-	-	-
A012	Growing of perennial crops	S	S	S	S	S
A014	Animal production	-	-	-	-	64
A015	Support activities to agriculture and post-harvest crop activities	-	-	-	-	86
A021	Silviculture and other forestry activities	S	S	S	S	S
	I - Ilocos Region	215	1,413	115	541	20,477
A011	Growing of non-perennial crops	-	-	-	-	3,304
A012	Growing of perennial crops	S	S	S	S	S
A014	Animal production	-	1,213	-	514	4,433
A015	Support activities to agriculture and post-harvest crop activities	95	39	-	28	11,574
A031	Fishing	S	S	S	S	S
A032	Aquaculture	120	162	115	-	1,121
	II - Cagayan Valley	-	3,154	-	2	24,703
A011	Growing of non-perennial crops	-	3,005	-	-	20,058
A013	Plant propagation	S	S	S	S	S
A014	Animal production	-	-	-	-	4,166
A015	Support activities to agriculture and post-harvest crop activities	-	-	-	-	181

Table 5.6 Number of Establishments and Cost by Type for Agriculture, Forestry and Fishing Establishments by Region and Industry Group: Philippines, 2018

(Values are in thousand PhP, except number of establishments. Details may not add-up to total due to rounding and/or statistical disclosure control.)

Continued

2009 PSIC Code	Region / Industry Description	Cost				
		Research and Development Expense	Environmental Protection Expense	Royalty Fee	Franchise Fee	Other Expense
		(15)	(16)	(17)	(18)	(19)
A015	Support activities to agriculture and post-harvest crop activities	-	-	-	-	181
A032	Aquaculture	S	S	S	S	S
	III - Central Luzon	11,357	3,138	259,270	5,003	969,682
A011	Growing of non-perennial crops	10,977	23	259,270	-	193,232
A012	Growing of perennial crops	279	-	-	-	-
A014	Animal production	-	2,998	-	4,303	762,446
A015	Support activities to agriculture and post-harvest crop activities	102	109	-	700	10,320
A021	Silviculture and other forestry activities	S	S	S	S	S
A022	Logging	S	S	S	S	S
A031	Fishing	-	9	-	-	-
A032	Aquaculture	-	-	-	-	3,501
	IVA - CALABARZON	830	11,396	-	31	529,569
A011	Growing of non-perennial crops	532	9	-	-	134,400
A012	Growing of perennial crops	S	S	S	S	S
A013	Plant propagation	S	S	S	S	S
A014	Animal production	297	11,186	-	31	385,312
A015	Support activities to agriculture and post-harvest crop activities	-	201	-	-	7,502
A031	Fishing	-	-	-	-	336
A032	Aquaculture	-	-	-	-	1,179
	MIMAROPA	-	16,728	-	25,000	86,072
A011	Growing of non-perennial crops	-	-	-	-	652
A012	Growing of perennial crops	-	10	-	-	275
A014	Animal production	-	2,517	-	25,000	4,734
A015	Support activities to agriculture and post-harvest crop activities	-	-	-	-	1,026
A021	Silviculture and other forestry activities	S	S	S	S	S
A024	Support services to forestry	S	S	S	S	S
A031	Fishing	-	-	-	-	-
A032	Aquaculture	-	232	-	-	75,419
	V - Bicol Region	186	39	-	-	5,425
A011	Growing of non-perennial crops	168	2	-	-	4,591
A014	Animal production	-	38	-	-	413
A015	Support activities to agriculture and post-harvest crop activities	5	-	-	-	164
A024	Support services to forestry	S	S	S	S	S
A031	Fishing	-	-	-	-	10
A032	Aquaculture	S	S	S	S	S

Table 5.6 Number of Establishments and Cost by Type for Agriculture, Forestry and Fishing Establishments by Region and Industry Group: Philippines, 2018

(Values are in thousand PhP, except number of establishments. Details may not add-up to total due to rounding and/or statistical disclosure control.)

Continued

2009 PSIC Code	Region / Industry Description	Cost				
		Research and Development Expense	Environmental Protection Expense	Royalty Fee	Franchise Fee	Other Expense
		(15)	(16)	(17)	(18)	(19)
	VI - Western Visayas	3,343	10	-	815	98,539
A011	Growing of non-perennial crops	-	-	-	295	64,200
A012	Growing of perennial crops	-	-	-	-	9,300
A013	Plant propagation	S	S	S	S	S
A014	Animal production	-	-	-	521	6,246
A015	Support activities to agriculture and post-harvest crop activities	-	-	-	-	2,476
A024	Support services to forestry	S	S	S	S	S
A031	Fishing	-	-	-	-	6,804
A032	Aquaculture	-	-	-	-	9,369
	VII - Central Visayas	16	152	-	-	49,128
A011	Growing of non-perennial crops	16	40	-	-	11,323
A012	Growing of perennial crops	S	S	S	S	S
A013	Plant propagation	S	S	S	S	S
A014	Animal production	-	112	-	-	24,259
A015	Support activities to agriculture and post-harvest crop activities	-	-	-	-	5,341
A031	Fishing	-	-	-	-	160
A032	Aquaculture	-	-	-	-	7,773
	VIII - Eastern Visayas	-	77	-	-	15,952
A011	Growing of non-perennial crops	-	-	-	-	9,427
A012	Growing of perennial crops	-	-	-	-	10
A014	Animal production	-	77	-	-	6,405
A015	Support activities to agriculture and post-harvest crop activities	-	-	-	-	9
A021	Silviculture and other forestry activities	S	S	S	S	S
A031	Fishing	S	S	S	S	S
A032	Aquaculture	-	-	-	-	4
	IX - Zamboanga Peninsula	-	1,200	-	1,835	92,934
A012	Growing of perennial crops	-	1,200	-	-	664
A013	Plant propagation	S	S	S	S	S
A014	Animal production	-	-	-	968	43,959
A031	Fishing	-	-	-	867	46,377
A032	Aquaculture	S	S	S	S	S
	X - Northern Mindanao	24,614	2,984	8,396	-	1,772,356
A011	Growing of non-perennial crops	2,539	-	7,892	-	13,388
A012	Growing of perennial crops	21,885	1,138	3	-	1,678,009
A013	Plant propagation	S	S	S	S	S
A014	Animal production	21	968	500	-	51,102

Table 5.6 Number of Establishments and Cost by Type for Agriculture, Forestry and Fishing Establishments by Region and Industry
Group: Philippines, 2018

(Values are in thousand PhP, except number of establishments. Details may not add-up to total due to rounding and/or statistical disclosure control.)

Continued

2009 PSIC Code	Region / Industry Description	Cost				
		Research and Development Expense	Environmental Protection Expense	Royalty Fee	Franchise Fee	Other Expense
		(15)	(16)	(17)	(18)	(19)
A015	Support activities to agriculture and post-harvest crop activities	169	878	-	-	13,913
A021	Silviculture and other forestry activities	S	S	S	S	S
A031	Fishing	-	-	-	-	23
A032	Aquaculture	-	-	-	-	15,805
	XI - Davao Region	616	692	-	-	3,542,755
A011	Growing of non-perennial crops	-	-	-	-	124,031
A012	Growing of perennial crops	604	131	-	-	3,335,875
A013	Plant propagation	S	S	S	S	S
A014	Animal production	7	182	-	-	57,557
A015	Support activities to agriculture and post-harvest crop activities	5	379	-	-	14,762
A024	Support services to forestry	S	S	S	S	S
A031	Fishing	-	-	-	-	79
A032	Aquaculture	-	-	-	-	10,450
	XII - SOCCSKSARGEN	9,330	10	223,829	-	2,623,170
A011	Growing of non-perennial crops	9,330	-	220,380	-	76,238
A012	Growing of perennial crops	-	10	3,449	-	1,838,248
A013	Plant propagation	-	-	-	-	186
A014	Animal production	-	-	-	-	443,759
A015	Support activities to agriculture and post-harvest crop activities	-	-	-	-	26,251
A031	Fishing	-	-	-	-	149,238
A032	Aquaculture	-	-	-	-	89,251
	XIII - Caraga	128	457	-	-	21,490
A011	Growing of non-perennial crops	-	-	-	-	10
A012	Growing of perennial crops	128	-	-	-	19,279
A013	Plant propagation	-	-	-	-	14
A014	Animal production	-	100	-	-	1,110
A015	Support activities to agriculture and post-harvest crop activities	-	-	-	-	235
A021	Silviculture and other forestry activities	S	S	S	S	S
A022	Logging	S	S	S	S	S
A032	Aquaculture	-	-	-	-	40
	Autonomous Region in Muslim Mindanao	70	2	-	-	141,647
A011	Growing of non-perennial crops	19	2	-	-	82
A012	Growing of perennial crops	-	-	-	-	139,465
A014	Animal production	S	S	S	S	S
A015	Support activities to agriculture and post-harvest crop activities	S	S	S	S	S

Table 5.6 Number of Establishments and Cost by Type for Agriculture, Forestry and Fishing Establishments by Region and Industry Group: Philippines, 2018

(Values are in thousand PhP, except number of establishments. Details may not add-up to total due to rounding and/or statistical disclosure control.)

Concluded

2009 PSIC Code	Region / Industry Description	Cost				
		Research and Development Expense	Environmental Protection Expense	Royalty Fee	Franchise Fee	Other Expense
		(15)	(16)	(17)	(18)	(19)
A031	Fishing	52	-	-	-	10
A032	Aquaculture	-	-	-	-	2,089

Notes: "-" - zero value

S - suppressed

Source: Philippine Statistics Authority, 2018 Census of Philippine Business and Industry

Table 5.7 Number of Establishments and Other Expense by Type for Agriculture, Forestry and Fishing Establishments by Region and Industry Group: Philippines, 2018

(Values are in thousand PhP, except number of establishments. Details may not add-up to total due to rounding and/or statistical disclosure control.)

2009 PSIC Code	Region / Industry Description	Number of Establishments	Other Expense			
			Total	Foreign Exchange Losses	Charitable Donations and Grants	Bad and Doubtful Debts
		(1)	(2)	(3)	(4)	(5)
	Philippines	3,285	12,280,486	674,638	126,873	4,910,910
A011	Growing of non-perennial crops	500	409,659	77,605	16,885	143,078
A012	Growing of perennial crops	341	4,837,814	576,563	53,685	32,610
A013	Plant propagation	18	299	-	79	-
A014	Animal production	1,593	716,352	3,948	29,894	56,060
A015	Support activities to agriculture and post-harvest crop activities	413	6,002,579	4,515	8,575	4,672,997
A021	Silviculture and other forestry activities	7	107	22	48	-
A022	Logging	S	S	S	S	S
A024	Support services to forestry	S	S	S	S	S
A031	Fishing	223	195,079	11,725	723	2,388
A032	Aquaculture	183	113,463	259	16,984	3,777
	National Capital Region	57	5,963,916	3,376	6,432	4,669,307
A011	Growing of non-perennial crops	13	964	-	-	-
A014	Animal production	19	1,132	-	768	-
A015	Support activities to agriculture and post-harvest crop activities	7	5,937,447	3,376	5,664	4,669,218
A031	Fishing	10	24,373	-	-	89
A032	Aquaculture	8	-	-	-	-
	Cordillera Administrative Region	39	172	22	29	-
A011	Growing of non-perennial crops	7	-	-	-	-
A012	Growing of perennial crops	S	S	S	S	S
A014	Animal production	15	64	-	-	-
A015	Support activities to agriculture and post-harvest crop activities	15	86	-	29	-
A021	Silviculture and other forestry activities	S	S	S	S	S
	I - Ilocos Region	127	14,103	-	952	-
A011	Growing of non-perennial crops	18	1,119	-	-	-
A012	Growing of perennial crops	S	S	S	S	S
A014	Animal production	67	4,321	-	492	-
A015	Support activities to agriculture and post-harvest crop activities	14	7,497	-	161	-
A031	Fishing	S	S	S	S	S
A032	Aquaculture	14	1,121	-	299	-
	II - Cagayan Valley	68	6,744	-	716	878
A011	Growing of non-perennial crops	12	2,098	-	170	878
A013	Plant propagation	S	S	S	S	S
A014	Animal production	41	4,166	-	275	-

Continued

Table 5.7 Number of Establishments and Other Expense by Type for Agriculture, Forestry and Fishing Establishments by Region and Industry Group: Philippines, 2018

(Values are in thousand PhP, except number of establishments. Details may not add-up to total due to rounding and/or statistical disclosure control.)

Continued

2009 PSIC Code	Region / Industry Description	Number of Establishments	Other Expense			
			Total	Foreign Exchange Losses	Charitable Donations and Grants	Bad and Doubtful Debts
		(1)	(2)	(3)	(4)	(5)
A015	Support activities to agriculture and post-harvest crop activities	12	181	-	7	-
A032	Aquaculture	S	S	S	S	S
	III - Central Luzon	586	272,255	45,356	4,843	68,163
A011	Growing of non-perennial crops	39	138,837	41,267	2,029	37,742
A012	Growing of perennial crops	6	-	-	-	-
A014	Animal production	465	121,446	3,940	2,687	29,374
A015	Support activities to agriculture and post-harvest crop activities	47	8,589	-	126	-
A021	Silviculture and other forestry activities	S	S	S	S	S
A022	Logging	S	S	S	S	S
A031	Fishing	3	-	-	-	-
A032	Aquaculture	24	3,322	149	2	1,047
	IVA - CALABARZON	366	128,509	970	16,474	72,322
A011	Growing of non-perennial crops	39	65,445	970	3,441	53,858
A012	Growing of perennial crops	S	S	S	S	S
A013	Plant propagation	S	S	S	S	S
A014	Animal production	250	58,713	-	12,252	18,375
A015	Support activities to agriculture and post-harvest crop activities	35	3,157	-	332	-
A031	Fishing	13	336	-	-	89
A032	Aquaculture	18	19	-	-	-
	MIMAROPA	97	18,042	-	2,392	3
A011	Growing of non-perennial crops	5	105	-	105	-
A012	Growing of perennial crops	5	275	-	270	-
A014	Animal production	15	3,669	-	2,000	-
A015	Support activities to agriculture and post-harvest crop activities	22	1,026	-	18	3
A021	Silviculture and other forestry activities	S	S	S	S	S
A024	Support services to forestry	S	S	S	S	S
A031	Fishing	32	-	-	-	-
A032	Aquaculture	17	9,001	-	-	-
	V - Bicol Region	83	5,425	-	70	4,460
A011	Growing of non-perennial crops	15	4,591	-	22	4,327
A014	Animal production	48	413	-	48	-
A015	Support activities to agriculture and post-harvest crop activities	11	164	-	-	133
A024	Support services to forestry	S	S	S	S	S
A031	Fishing	6	10	-	-	-
A032	Aquaculture	S	S	S	S	S

Table 5.7 Number of Establishments and Other Expense by Type for Agriculture, Forestry and Fishing Establishments by Region and Industry Group: Philippines, 2018

(Values are in thousand PhP, except number of establishments. Details may not add-up to total due to rounding and/or statistical disclosure control.)

Continued

2009 PSIC Code	Region / Industry Description	Number of Establishments	Other Expense			
			Total	Foreign Exchange Losses	Charitable Donations and Grants	Bad and Doubtful Debts
		(1)	(2)	(3)	(4)	(5)
VI - Western Visayas		360	71,661	235	8,563	2,757
A011	Growing of non-perennial crops	192	47,185	212	7,953	590
A012	Growing of perennial crops	12	9,300	-	-	-
A013	Plant propagation	S	S	S	S	S
A014	Animal production	97	6,246	-	244	-
A015	Support activities to agriculture and post-harvest crop activities	23	2,217	-	81	1,992
A024	Support services to forestry	S	S	S	S	S
A031	Fishing	22	5,556	-	284	11
A032	Aquaculture	11	1,012	23	-	164
VII - Central Visayas		242	30,704	87	764	914
A011	Growing of non-perennial crops	71	9,129	-	28	-
A012	Growing of perennial crops	S	S	S	S	S
A013	Plant propagation	S	S	S	S	S
A014	Animal production	108	13,626	-	606	188
A015	Support activities to agriculture and post-harvest crop activities	13	5,341	-	16	-
A031	Fishing	18	160	-	-	110
A032	Aquaculture	25	2,176	87	114	616
VIII - Eastern Visayas		126	13,360	-	779	36
A011	Growing of non-perennial crops	17	8,302	-	682	-
A012	Growing of perennial crops	6	10	-	10	-
A014	Animal production	78	4,938	-	73	-
A015	Support activities to agriculture and post-harvest crop activities	11	9	-	-	-
A021	Silviculture and other forestry activities	S	S	S	S	S
A031	Fishing	S	S	S	S	S
A032	Aquaculture	8	4	-	-	-
IX - Zamboanga Peninsula		95	27,018	618	412	600
A012	Growing of perennial crops	13	664	-	64	600
A013	Plant propagation	S	S	S	S	S
A014	Animal production	41	8,544	-	89	-
A031	Fishing	38	16,998	618	253	-
A032	Aquaculture	S	S	S	S	S
X - Northern Mindanao		336	1,354,330	331,395	28,436	12,288
A011	Growing of non-perennial crops	17	2,410	-	112	2,000
A012	Growing of perennial crops	31	1,295,382	331,387	1,450	1,701
A013	Plant propagation	S	S	S	S	S
A014	Animal production	173	32,641	8	9,001	8,060

Table 5.7 Number of Establishments and Other Expense by Type for Agriculture, Forestry and Fishing Establishments by Region and Industry Group: Philippines, 2018

(Values are in thousand PhP, except number of establishments. Details may not add-up to total due to rounding and/or statistical disclosure control.)

Continued

2009 PSIC Code	Region / Industry Description	Number of Establishments	Other Expense			
			Total	Foreign Exchange Losses	Charitable Donations and Grants	Bad and Doubtful Debts
		(1)	(2)	(3)	(4)	(5)
A015	Support activities to agriculture and post-harvest crop activities	95	7,959	-	2,020	527
A021	Silviculture and other forestry activities	S	S	S	S	S
A031	Fishing	4	23	-	-	-
A032	Aquaculture	13	15,805	-	15,805	-
	XI - Davao Region	370	1,816,867	121,656	54,238	70,150
A011	Growing of non-perennial crops	8	53,145	80	2,334	43,677
A012	Growing of perennial crops	179	1,742,155	121,576	50,931	26,473
A013	Plant propagation	S	S	S	S	S
A014	Animal production	114	11,680	-	963	-
A015	Support activities to agriculture and post-harvest crop activities	44	2,420	-	9	-
A024	Support services to forestry	S	S	S	S	S
A031	Fishing	11	79	-	-	-
A032	Aquaculture	11	7,388	-	-	-
	XII - SOCCSKSARGEN	185	2,533,642	169,711	1,187	6,903
A011	Growing of non-perennial crops	8	76,238	35,077	4	-
A012	Growing of perennial crops	37	1,768,523	122,389	446	1,714
A013	Plant propagation	4	186	-	79	-
A014	Animal production	52	443,645	-	384	63
A015	Support activities to agriculture and post-harvest crop activities	42	26,251	1,139	108	1,123
A031	Fishing	30	147,391	11,107	162	2,053
A032	Aquaculture	11	71,409	-	4	1,951
	XIII - Caraga	58	12,889	-	23	72
A011	Growing of non-perennial crops	4	10	-	5	5
A012	Growing of perennial crops	20	10,727	-	-	67
A013	Plant propagation	3	14	-	-	-
A014	Animal production	8	1,110	-	12	-
A015	Support activities to agriculture and post-harvest crop activities	15	235	-	5	-
A021	Silviculture and other forestry activities	S	S	S	S	S
A022	Logging	S	S	S	S	S
A032	Aquaculture	5	40	-	-	-
	Autonomous Region in Muslim Mindanao	88	10,849	1,212	565	2,055
A011	Growing of non-perennial crops	36	82	-	-	-
A012	Growing of perennial crops	14	9,665	1,212	65	2,055
A014	Animal production	S	S	S	S	S
A015	Support activities to agriculture and post-harvest crop activities	S	S	S	S	S

Table 5.7 Number of Establishments and Other Expense by Type for Agriculture, Forestry and Fishing Establishments by Region and Industry Group: Philippines, 2018

(Values are in thousand PhP, except number of establishments. Details may not add-up to total due to rounding and/or statistical disclosure control.)

Continued

Continued

2009 PSIC Code	Region / Industry Description	Number of Establishments	Other Expense			
			Total	Foreign Exchange Losses	Charitable Donations and Grants	Bad and Doubtful Debts
		(1)	(2)	(3)	(4)	(5)
A031	Fishing	19	10	-	10	-
A032	Aquaculture	11	1,092	-	490	-

Table 5.7 Number of Establishments and Other Expense by Type for Agriculture, Forestry and Fishing Establishments by Region and Industry Group: Philippines, 2018

(Values are in thousand PhP, except number of establishments. Details may not add-up to total due to rounding and/or statistical disclosure control.)

Continued

2009 PSIC Code	Region / Industry Description	Other Expense			
		Loss from Sale of Assets	Loss Resulting from the Change in the Fair Value of Assets, Inventories	Loss from Sale of Investment Assets and Marketable Securities	Others
		(6)	(7)	(8)	(9)
	Philippines	1,140,016	3,402,094	19,324	2,006,631
A011	Growing of non-perennial crops	856	18,073	1,961	151,201
A012	Growing of perennial crops	1,002,857	2,882,054	15,044	275,001
A013	Plant propagation	-	-	-	219
A014	Animal production	14,401	440,177	2,308	169,563
A015	Support activities to agriculture and post-harvest crop activities	6,814	5,222	10	1,304,445
A021	Silviculture and other forestry activities	-	-	-	38
A022	Logging	S	S	S	S
A024	Support services to forestry	S	S	S	S
A031	Fishing	114,942	32	-	65,268
A032	Aquaculture	146	56,536	-	35,761
	National Capital Region	104	964	-	1,283,732
A011	Growing of non-perennial crops	-	964	-	-
A014	Animal production	-	-	-	364
A015	Support activities to agriculture and post-harvest crop activities	20	-	-	1,259,168
A031	Fishing	84	-	-	24,200
A032	Aquaculture	-	-	-	-
	Cordillera Administrative Region	-	-	-	122
A011	Growing of non-perennial crops	-	-	-	-
A012	Growing of perennial crops	S	S	S	S
A014	Animal production	-	-	-	64
A015	Support activities to agriculture and post-harvest crop activities	-	-	-	57
A021	Silviculture and other forestry activities	S	S	S	S
	I - Ilocos Region	-	2,084	-	11,067
A011	Growing of non-perennial crops	-	-	-	1,119
A012	Growing of perennial crops	S	S	S	S
A014	Animal production	-	2,084	-	1,745
A015	Support activities to agriculture and post-harvest crop activities	-	-	-	7,336
A031	Fishing	S	S	S	S
A032	Aquaculture	-	-	-	822
	II - Cagayan Valley	-	-	-	5,150
A011	Growing of non-perennial crops	-	-	-	1,050
A013	Plant propagation	S	S	S	S
A014	Animal production	-	-	-	3,890
A015	Support activities to agriculture and post-harvest crop activities	-	-	-	174

Table 5.7 Number of Establishments and Other Expense by Type for Agriculture, Forestry and Fishing Establishments by Region and Industry Group: Philippines, 2018

(Values are in thousand PhP, except number of establishments. Details may not add-up to total due to rounding and/or statistical disclosure control.)

Continued

2009 PSIC Code	Region / Industry Description	Other Expense			
		Loss from Sale of Assets	Loss Resulting from the Change in the Fair Value of Assets, Inventories	Loss from Sale of Investment Assets and Marketable Securities	Others
		(6)	(7)	(8)	(9)
A032	Aquaculture	S	S	S	S
	III - Central Luzon	6,268	8,801	-	138,824
A011	Growing of non-perennial crops	-	8,643	-	49,156
A012	Growing of perennial crops	-	-	-	-
A014	Animal production	14	158	-	85,273
A015	Support activities to agriculture and post-harvest crop activities	6,254	-	-	2,209
A021	Silviculture and other forestry activities	S	S	S	S
A022	Logging	S	S	S	S
A031	Fishing	-	-	-	-
A032	Aquaculture	-	-	-	2,125
	IVA - CALABARZON	3,149	479	2,308	32,808
A011	Growing of non-perennial crops	-	261	-	6,915
A012	Growing of perennial crops	S	S	S	S
A013	Plant propagation	S	S	S	S
A014	Animal production	3,149	218	2,308	22,411
A015	Support activities to agriculture and post-harvest crop activities	-	-	-	2,825
A031	Fishing	-	-	-	247
A032	Aquaculture	-	-	-	19
	MIMAROPA	1,250	-	-	14,396
A011	Growing of non-perennial crops	-	-	-	-
A012	Growing of perennial crops	-	-	-	5
A014	Animal production	1,250	-	-	419
A015	Support activities to agriculture and post-harvest crop activities	-	-	-	1,005
A021	Silviculture and other forestry activities	S	S	S	S
A024	Support services to forestry	S	S	S	S
A031	Fishing	-	-	-	-
A032	Aquaculture	-	-	-	9,001
	V - Bicol Region	-	-	-	895
A011	Growing of non-perennial crops	-	-	-	242
A014	Animal production	-	-	-	365
A015	Support activities to agriculture and post-harvest crop activities	-	-	-	32
A024	Support services to forestry	S	S	S	S
A031	Fishing	-	-	-	10
A032	Aquaculture	S	S	S	S

Table 5.7 Number of Establishments and Other Expense by Type for Agriculture, Forestry and Fishing Establishments by Region and Industry Group: Philippines, 2018

(Values are in thousand PhP, except number of establishments. Details may not add-up to total due to rounding and/or statistical disclosure control.)

Continued

2009 PSIC Code	Region / Industry Description	Other Expense			
		Loss from Sale of Assets	Loss Resulting from the Change in the Fair Value of Assets, Inventories	Loss from Sale of Investment Assets and Marketable Securities	Others
		(6)	(7)	(8)	(9)
	VI - Western Visayas	3,168	-	1,785	55,153
A011	Growing of non-perennial crops	720	-	1,785	35,925
A012	Growing of perennial crops	498	-	-	8,802
A013	Plant propagation	S	S	S	S
A014	Animal production	1,949	-	-	4,053
A015	Support activities to agriculture and post-harvest crop activities	-	-	-	144
A024	Support services to forestry	S	S	S	S
A031	Fishing	-	-	-	5,261
A032	Aquaculture	-	-	-	824
	VII - Central Visayas	196	5,222	-	23,520
A011	Growing of non-perennial crops	-	-	-	9,101
A012	Growing of perennial crops	S	S	S	S
A013	Plant propagation	S	S	S	S
A014	Animal production	-	-	-	12,831
A015	Support activities to agriculture and post-harvest crop activities	-	5,222	-	102
A031	Fishing	50	-	-	-
A032	Aquaculture	146	-	-	1,213
	VIII - Eastern Visayas	2,632	-	-	9,912
A011	Growing of non-perennial crops	136	-	-	7,485
A012	Growing of perennial crops	-	-	-	-
A014	Animal production	2,496	-	-	2,369
A015	Support activities to agriculture and post-harvest crop activities	-	-	-	9
A021	Silviculture and other forestry activities	S	S	S	S
A031	Fishing	S	S	S	S
A032	Aquaculture	-	-	-	4
	IX - Zamboanga Peninsula	-	-	-	25,388
A012	Growing of perennial crops	-	-	-	-
A013	Plant propagation	S	S	S	S
A014	Animal production	-	-	-	8,454
A031	Fishing	-	-	-	16,127
A032	Aquaculture	S	S	S	S
	X - Northern Mindanao	6,082	887,771	17	88,341
A011	Growing of non-perennial crops	-	-	17	280
A012	Growing of perennial crops	-	887,771	-	73,073
A013	Plant propagation	S	S	S	S
A014	Animal production	5,543	-	-	10,030

Table 5.7 Number of Establishments and Other Expense by Type for Agriculture, Forestry and Fishing Establishments by Region and Industry Group: Philippines, 2018

(Values are in thousand PhP, except number of establishments. Details may not add-up to total due to rounding and/or statistical disclosure control.)

Continued

2009 PSIC Code	Region / Industry Description	Other Expense			
		Loss from Sale of Assets	Loss Resulting from the Change in the Fair Value of Assets, Inventories	Loss from Sale of Investment Assets and Marketable Securities	Others
		(6)	(7)	(8)	(9)
A015	Support activities to agriculture and post-harvest crop activities	540	-	-	4,872
A021	Silviculture and other forestry activities	S	S	S	S
A031	Fishing	-	-	-	23
A032	Aquaculture	-	-	-	-
	XI - Davao Region	-	1,395,059	9,625	166,139
A011	Growing of non-perennial crops	-	212	-	6,841
A012	Growing of perennial crops	-	1,391,791	9,625	141,759
A013	Plant propagation	S	S	S	S
A014	Animal production	-	-	-	10,717
A015	Support activities to agriculture and post-harvest crop activities	-	-	-	2,411
A024	Support services to forestry	S	S	S	S
A031	Fishing	-	-	-	79
A032	Aquaculture	-	3,055	-	4,332
	XII - SOCCSKSARGEN	1,117,166	1,101,715	5,507	131,453
A011	Growing of non-perennial crops	-	7,993	77	33,087
A012	Growing of perennial crops	1,002,358	602,491	5,419	33,705
A013	Plant propagation	-	-	-	107
A014	Animal production	-	437,718	-	5,480
A015	Support activities to agriculture and post-harvest crop activities	-	-	10	23,871
A031	Fishing	114,808	32	-	19,230
A032	Aquaculture	-	53,480	-	15,973
	XIII - Caraga	-	-	-	12,794
A011	Growing of non-perennial crops	-	-	-	-
A012	Growing of perennial crops	-	-	-	10,660
A013	Plant propagation	-	-	-	14
A014	Animal production	-	-	-	1,097
A015	Support activities to agriculture and post-harvest crop activities	-	-	-	230
A021	Silviculture and other forestry activities	S	S	S	S
A022	Logging	S	S	S	S
A032	Aquaculture	-	-	-	40
	Autonomous Region in Muslim Mindanao	-	-	82	6,936
A011	Growing of non-perennial crops	-	-	82	-
A012	Growing of perennial crops	-	-	-	6,334
A014	Animal production	S	S	S	S
A015	Support activities to agriculture and post-harvest crop activities	S	S	S	S

Table 5.7 Number of Establishments and Other Expense by Type for Agriculture, Forestry and Fishing Establishments by Region and Industry Group: Philippines, 2018*(Values are in thousand PhP, except number of establishments. Details may not add-up to total due to rounding and/or statistical disclosure control.)**Concluded*

2009 PSIC Code	Region / Industry Description	Other Expense			
		Loss from Sale of Assets	Loss Resulting from the Change in the Fair Value of Assets, Inventories	Loss from Sale of Investment Assets and Marketable Securities	Others
		(6)	(7)	(8)	(9)
A031	Fishing	-	-	-	-
A032	Aquaculture	-	-	-	602

Notes: "-" - zero value

S - suppressed

Source: Philippine Statistics Authority, 2018 Census of Philippine Business and Industry

Table 5.8 Number of Establishments and Intermediate Expense by Type for Agriculture, Forestry and Fishing Establishments by Region and Industry Group: Philippines, 2018

(Values are in thousand PhP, except number of establishments. Details may not add-up to total due to rounding and/or statistical disclosure control.)

2009 PSIC Code	Region / Industry Description	Number of Establishments	Intermediate Expense			
			Total	Materials and Supplies Purchased	Fuels, Lubricants, Oils and Greases Purchased	Electricity Purchased
		(1)	(2)	(3)	(4)	(5)
	Philippines	3,285	116,126,641	90,982,356	7,268,681	5,803,952
A011	Growing of non-perennial crops	500	7,477,678	6,304,519	280,549	157,698
A012	Growing of perennial crops	341	24,184,761	16,175,909	838,952	823,953
A013	Plant propagation	18	222,070	187,481	7,251	2,158
A014	Animal production	1,593	64,958,531	57,733,990	937,699	3,281,123
A015	Support activities to agriculture and post-harvest crop activities	413	4,152,720	2,702,177	295,804	545,145
A021	Silviculture and other forestry activities	7	19,678	9,914	2,246	3,561
A022	Logging	S	S	S	S	S
A024	Support services to forestry	S	S	S	S	S
A031	Fishing	223	9,350,452	3,146,278	4,724,544	536,007
A032	Aquaculture	183	5,748,714	4,716,128	180,363	452,957
	National Capital Region	57	6,260,868	2,686,776	2,241,361	557,519
A011	Growing of non-perennial crops	13	6,196	4,713	327	1,267
A014	Animal production	19	593,097	345,384	25,421	84,394
A015	Support activities to agriculture and post-harvest crop activities	7	1,586,595	1,086,438	79,698	199,893
A031	Fishing	10	4,046,913	1,232,797	2,127,994	271,531
A032	Aquaculture	8	28,068	17,443	7,921	434
	Cordillera Administrative Region	39	129,615	106,534	2,493	6,008
A011	Growing of non-perennial crops	7	6,139	450	213	4,392
A012	Growing of perennial crops	S	S	S	S	S
A014	Animal production	15	119,238	105,609	1,729	1,232
A015	Support activities to agriculture and post-harvest crop activities	15	1,846	404	432	367
A021	Silviculture and other forestry activities	S	S	S	S	S
	I - Ilocos Region	127	2,148,094	1,970,204	42,987	82,960
A011	Growing of non-perennial crops	18	108,657	88,472	2,000	2,722
A012	Growing of perennial crops	S	S	S	S	S
A014	Animal production	67	1,296,124	1,208,536	22,854	65,801
A015	Support activities to agriculture and post-harvest crop activities	14	203,664	164,361	9,596	12,059
A031	Fishing	S	S	S	S	S
A032	Aquaculture	14	534,291	508,458	7,030	2,201
	II - Cagayan Valley	68	982,459	486,144	57,559	58,280
A011	Growing of non-perennial crops	12	54,477	39,514	8,803	2,686
A013	Plant propagation	S	S	S	S	S
A014	Animal production	41	791,880	305,675	46,422	37,286

Continued

Table 5.8 Number of Establishments and Intermediate Expense by Type for Agriculture, Forestry and Fishing Establishments by Region and Industry Group: Philippines, 2018

(Values are in thousand PhP, except number of establishments. Details may not add-up to total due to rounding and/or statistical disclosure control.)

Continued

2009 PSIC Code	Region / Industry Description	Number of Establishments	Intermediate Expense			
			Total	Materials and Supplies Purchased	Fuels, Lubricants, Oils and Greases Purchased	Electricity Purchased
		(1)	(2)	(3)	(4)	(5)
A015	Support activities to agriculture and post-harvest crop activities	12	37,123	9,460	1,459	14,935
A032	Aquaculture	S	S	S	S	S
	III - Central Luzon	586	32,139,301	27,638,827	306,329	1,942,547
A011	Growing of non-perennial crops	39	2,385,973	2,027,417	22,894	39,118
A012	Growing of perennial crops	6	61,560	22,219	1,479	6,742
A014	Animal production	465	28,532,710	24,763,180	249,561	1,721,157
A015	Support activities to agriculture and post-harvest crop activities	47	634,204	424,120	24,001	131,066
A021	Silviculture and other forestry activities	S	S	S	S	S
A022	Logging	S	S	S	S	S
A031	Fishing	3	45,058	36,746	254	869
A032	Aquaculture	24	479,271	363,892	8,067	43,357
	IVA - CALABARZON	366	12,501,649	10,708,386	226,340	730,659
A011	Growing of non-perennial crops	39	1,208,141	1,475,181	20,626	25,047
A012	Growing of perennial crops	S	S	S	S	S
A013	Plant propagation	S	S	S	S	S
A014	Animal production	250	10,737,202	8,859,331	179,137	616,603
A015	Support activities to agriculture and post-harvest crop activities	35	345,859	211,391	19,642	57,350
A031	Fishing	13	13,223	1,710	2,680	7,485
A032	Aquaculture	18	56,374	22,760	2,965	23,298
	MIMAROPA	97	491,229	377,464	74,297	10,900
A011	Growing of non-perennial crops	5	21,956	15,800	2,835	214
A012	Growing of perennial crops	5	162,049	171,183	1,319	1,145
A014	Animal production	15	119,271	128,280	9,085	1,312
A015	Support activities to agriculture and post-harvest crop activities	22	14,279	4,588	5,913	2,187
A021	Silviculture and other forestry activities	S	S	S	S	S
A024	Support services to forestry	S	S	S	S	S
A031	Fishing	32	26,338	7,967	10,443	325
A032	Aquaculture	17	146,740	49,629	44,495	5,537
	V - Bicol Region	83	534,287	373,903	10,759	41,265
A011	Growing of non-perennial crops	15	89,997	31,247	774	1,819
A014	Animal production	48	382,103	298,097	8,260	30,617
A015	Support activities to agriculture and post-harvest crop activities	11	47,540	30,968	1,520	8,796
A024	Support services to forestry	S	S	S	S	S
A031	Fishing	6	242	35	137	-
A032	Aquaculture	S	S	S	S	S

Table 5.8 Number of Establishments and Intermediate Expense by Type for Agriculture, Forestry and Fishing Establishments by Region and Industry Group: Philippines, 2018

(Values are in thousand PhP, except number of establishments. Details may not add-up to total due to rounding and/or statistical disclosure control.)

Continued

2009 PSIC Code	Region / Industry Description	Number of Establishments	Intermediate Expense			
			Total	Materials and Supplies Purchased	Fuels, Lubricants, Oils and Greases Purchased	Electricity Purchased
		(1)	(2)	(3)	(4)	(5)
VI - Western Visayas		360	6,049,737	4,608,154	400,345	187,293
A011	Growing of non-perennial crops	192	1,466,501	705,830	139,514	39,721
A012	Growing of perennial crops	12	36,912	26,220	3,779	2,659
A013	Plant propagation	S	S	S	S	S
A014	Animal production	97	3,350,055	3,196,457	46,789	52,439
A015	Support activities to agriculture and post-harvest crop activities	23	46,576	22,224	3,446	10,536
A024	Support services to forestry	S	S	S	S	S
A031	Fishing	22	491,667	167,202	197,321	2,492
A032	Aquaculture	11	651,284	487,751	8,656	78,442
VII - Central Visayas		242	3,615,313	3,097,865	125,925	258,121
A011	Growing of non-perennial crops	71	291,653	197,069	44,913	6,006
A012	Growing of perennial crops	S	S	S	S	S
A013	Plant propagation	S	S	S	S	S
A014	Animal production	108	2,578,503	2,353,410	43,871	152,852
A015	Support activities to agriculture and post-harvest crop activities	13	147,014	114,528	4,134	19,722
A031	Fishing	18	65,116	10,374	23,144	8,639
A032	Aquaculture	25	505,208	397,869	9,393	70,476
VIII - Eastern Visayas		126	534,125	377,392	29,709	41,821
A011	Growing of non-perennial crops	17	154,512	130,628	1,869	4,679
A012	Growing of perennial crops	6	11,968	5,184	2,080	235
A014	Animal production	78	324,200	226,675	16,318	30,810
A015	Support activities to agriculture and post-harvest crop activities	11	19,984	5,309	8,842	4,290
A021	Silviculture and other forestry activities	S	S	S	S	S
A031	Fishing	S	S	S	S	S
A032	Aquaculture	8	22,246	8,938	269	1,731
IX - Zamboanga Peninsula		95	2,601,385	977,037	1,569,522	121,715
A012	Growing of perennial crops	13	97,646	52,028	14,808	7,159
A013	Plant propagation	S	S	S	S	S
A014	Animal production	41	833,147	693,965	44,359	27,218
A031	Fishing	38	1,581,939	146,250	1,505,629	76,906
A032	Aquaculture	S	S	S	S	S
X - Northern Mindanao		336	8,731,888	7,849,716	348,201	308,753
A011	Growing of non-perennial crops	17	502,068	455,807	15,008	11,061
A012	Growing of perennial crops	31	2,706,808	1,842,491	149,349	130,883
A013	Plant propagation	S	S	S	S	S
A014	Animal production	173	4,561,397	4,885,645	109,416	104,072

Table 5.8 Number of Establishments and Intermediate Expense by Type for Agriculture, Forestry and Fishing Establishments by Region and Industry Group: Philippines, 2018

(Values are in thousand PhP, except number of establishments. Details may not add-up to total due to rounding and/or statistical disclosure control.)

Continued

2009 PSIC Code	Region / Industry Description	Number of Establishments	Intermediate Expense			
			Total	Materials and Supplies Purchased	Fuels, Lubricants, Oils and Greases Purchased	Electricity Purchased
		(1)	(2)	(3)	(4)	(5)
A015	Support activities to agriculture and post-harvest crop activities	95	665,979	400,260	68,793	61,645
A021	Silviculture and other forestry activities	S	S	S	S	S
A031	Fishing	4	1,258	-	304	176
A032	Aquaculture	13	214,108	197,324	746	286
	XI - Davao Region	370	23,098,478	18,195,957	700,333	815,336
A011	Growing of non-perennial crops	8	635,828	910,859	18,563	13,004
A012	Growing of perennial crops	179	15,771,048	10,796,223	536,420	567,653
A013	Plant propagation	S	S	S	S	S
A014	Animal production	114	5,868,947	5,893,851	73,706	205,492
A015	Support activities to agriculture and post-harvest crop activities	44	248,206	98,925	60,442	14,401
A024	Support services to forestry	S	S	S	S	S
A031	Fishing	11	65,831	32,602	1,862	1,242
A032	Aquaculture	11	502,473	459,294	9,045	13,298
	XII - SOCCSKSARGEN	185	14,984,586	10,461,204	1,057,145	561,989
A011	Growing of non-perennial crops	8	541,889	220,305	1,348	5,592
A012	Growing of perennial crops	37	4,212,525	2,344,469	63,817	39,377
A013	Plant propagation	4	91,074	80,637	1,772	895
A014	Animal production	52	4,746,367	4,380,097	57,763	143,794
A015	Support activities to agriculture and post-harvest crop activities	42	146,231	126,771	7,243	7,349
A031	Fishing	30	2,908,684	1,397,518	852,061	166,018
A032	Aquaculture	11	2,337,816	1,911,407	73,143	198,963
	XIII - Caraga	58	702,423	527,534	42,021	49,565
A011	Growing of non-perennial crops	4	515	207	34	173
A012	Growing of perennial crops	20	496,465	380,277	35,667	39,353
A013	Plant propagation	3	21,938	13,319	895	308
A014	Animal production	8	124,267	89,786	3,005	6,043
A015	Support activities to agriculture and post-harvest crop activities	15	6,498	1,833	350	446
A021	Silviculture and other forestry activities	S	S	S	S	S
A022	Logging	S	S	S	S	S
A032	Aquaculture	5	41,208	38,150	162	5
	Autonomous Region in Muslim Mindanao	88	621,204	539,257	33,355	29,221
A011	Growing of non-perennial crops	36	3,175	1,019	829	196
A012	Growing of perennial crops	14	460,806	374,916	28,338	27,488
A014	Animal production	S	S	S	S	S

Table 5.8 Number of Establishments and Intermediate Expense by Type for Agriculture, Forestry and Fishing Establishments by Region and Industry Group: Philippines, 2018*(Values are in thousand PhP, except number of establishments. Details may not add-up to total due to rounding and/or statistical disclosure control.)**Continued*

2009 PSIC Code	Region / Industry Description	Number of Establishments	Intermediate Expense			
			Total	Materials and Supplies Purchased	Fuels, Lubricants, Oils and Greases Purchased	Electricity Purchased
		(1)	(2)	(3)	(4)	(5)
A015	Support activities to agriculture and post-harvest crop activities	S	S	S	S	S
A031	Fishing	19	98,493	112,646	919	233
A032	Aquaculture	11	57,586	50,067	2,972	1,196

Table 5.8 Number of Establishments and Intermediate Expense by Type for Agriculture, Forestry and Fishing Establishments by Region and Industry Group: Philippines, 2018

(Values are in thousand PhP, except number of establishments. Details may not add-up to total due to rounding and/or statistical disclosure control.)

Continued

2009 PSIC Code	Region / Industry Description	Intermediate Expense			
		Water Purchased	Agricultural, Forestry and Fishery Services Done by Others	Industrial Services Done by Others	Beginning Less Ending Inventory of Materials, Supplies and Fuels
		(6)	(7)	(8)	(9)
	Philippines	721,006	5,275,819	10,051,258	-3,976,431
A011	Growing of non-perennial crops	35,970	1,261,702	456,487	-1,019,247
A012	Growing of perennial crops	49,817	2,617,542	3,966,187	-287,601
A013	Plant propagation	1,065	3,057	20,165	893
A014	Animal production	407,097	1,319,025	3,598,549	-2,318,952
A015	Support activities to agriculture and post-harvest crop activities	82,318	48,941	499,989	-21,656
A021	Silviculture and other forestry activities	83	900	3,269	-297
A022	Logging	S	S	S	S
A024	Support services to forestry	S	S	S	S
A031	Fishing	85,718	5,323	1,107,768	-255,186
A032	Aquaculture	58,788	19,330	396,514	-75,365
	National Capital Region	55,981	9	725,868	-6,646
A011	Growing of non-perennial crops	763	-	354	-1,229
A014	Animal production	27,126	-	110,743	29
A015	Support activities to agriculture and post-harvest crop activities	11,007	-	214,833	-5,273
A031	Fishing	16,946	-	397,426	219
A032	Aquaculture	140	9	2,513	-391
	Cordillera Administrative Region	237	4,045	9,169	1,127
A011	Growing of non-perennial crops	-	-	78	1,005
A012	Growing of perennial crops	S	S	S	S
A014	Animal production	144	3,801	6,831	-107
A015	Support activities to agriculture and post-harvest crop activities	92	178	214	159
A021	Silviculture and other forestry activities	S	S	S	S
	I - Ilocos Region	10,348	18,248	52,253	-28,905
A011	Growing of non-perennial crops	677	12,032	3,794	-1,040
A012	Growing of perennial crops	S	S	S	S
A014	Animal production	7,267	2,782	24,386	-35,501
A015	Support activities to agriculture and post-harvest crop activities	1,864	1,728	13,415	641
A031	Fishing	S	S	S	S
A032	Aquaculture	455	1,700	7,505	6,942
	II - Cagayan Valley	20,943	28,057	32,296	299,180
A011	Growing of non-perennial crops	422	719	8,942	-6,609
A013	Plant propagation	S	S	S	S
A014	Animal production	13,512	23,139	19,436	346,408

Table 5.8 Number of Establishments and Intermediate Expense by Type for Agriculture, Forestry and Fishing Establishments by Region and Industry Group: Philippines, 2018

(Values are in thousand PhP, except number of establishments. Details may not add-up to total due to rounding and/or statistical disclosure control.)

Continued

2009 PSIC Code	Region / Industry Description	Intermediate Expense			
		Water Purchased	Agricultural, Forestry and Fishery Services Done by Others	Industrial Services Done by Others	Beginning Less Ending Inventory of Materials, Supplies and Fuels
		(6)	(7)	(8)	(9)
A015	Support activities to agriculture and post-harvest crop activities	5,132	2,523	3,605	9
A032	Aquaculture	S	S	S	S
	III - Central Luzon	186,888	913,764	2,009,040	-858,095
A011	Growing of non-perennial crops	8,136	486,188	78,838	-276,618
A012	Growing of perennial crops	1,630	-	27,240	2,249
A014	Animal production	154,713	419,008	1,818,120	-593,029
A015	Support activities to agriculture and post-harvest crop activities	21,775	8,569	39,036	-14,362
A021	Silviculture and other forestry activities	S	S	S	S
A022	Logging	S	S	S	S
A031	Fishing	64	-	33	7,092
A032	Aquaculture	553	-	45,613	17,789
	IVA - CALABARZON	90,803	743,761	463,112	-461,411
A011	Growing of non-perennial crops	5,613	1,293	47,364	-366,982
A012	Growing of perennial crops	S	S	S	S
A013	Plant propagation	S	S	S	S
A014	Animal production	74,752	728,335	377,932	-98,888
A015	Support activities to agriculture and post-harvest crop activities	8,905	14,108	35,135	-672
A031	Fishing	863	25	605	-146
A032	Aquaculture	520	-	1,467	5,364
	MIMAROPA	2,509	4,576	59,351	-37,869
A011	Growing of non-perennial crops	74	135	1,069	1,829
A012	Growing of perennial crops	281	384	241	-12,503
A014	Animal production	1,888	863	4,272	-26,427
A015	Support activities to agriculture and post-harvest crop activities	55	209	2,626	-1,300
A021	Silviculture and other forestry activities	S	S	S	S
A024	Support services to forestry	S	S	S	S
A031	Fishing	107	-	7,210	286
A032	Aquaculture	28	2,985	43,821	246
	V - Bicol Region	18,228	73,412	19,102	-2,383
A011	Growing of non-perennial crops	259	53,999	1,767	132
A014	Animal production	12,108	19,411	16,868	-3,259
A015	Support activities to agriculture and post-harvest crop activities	5,851	-	404	-
A024	Support services to forestry	S	S	S	S
A031	Fishing	3	2	53	13
A032	Aquaculture	S	S	S	S

Table 5.8 Number of Establishments and Intermediate Expense by Type for Agriculture, Forestry and Fishing Establishments by Region and Industry Group: Philippines, 2018

(Values are in thousand PhP, except number of establishments. Details may not add-up to total due to rounding and/or statistical disclosure control.)

Continued

2009 PSIC Code	Region / Industry Description	Intermediate Expense			
		Water Purchased	Agricultural, Forestry and Fishery Services Done by Others	Industrial Services Done by Others	Beginning Less Ending Inventory of Materials, Supplies and Fuels
		(6)	(7)	(8)	(9)
	VI - Western Visayas	29,892	396,810	487,852	-60,608
A011	Growing of non-perennial crops	9,809	363,899	210,470	-2,742
A012	Growing of perennial crops	380	960	1,382	1,531
A013	Plant propagation	S	S	S	S
A014	Animal production	6,220	24,349	70,473	-46,670
A015	Support activities to agriculture and post-harvest crop activities	478	2,671	6,846	373
A024	Support services to forestry	S	S	S	S
A031	Fishing	10,334	4,647	115,491	-5,821
A032	Aquaculture	2,622	283	81,008	-7,479
	VII - Central Visayas	22,001	6,514	141,625	-36,737
A011	Growing of non-perennial crops	2,793	5,984	22,671	12,218
A012	Growing of perennial crops	S	S	S	S
A013	Plant propagation	S	S	S	S
A014	Animal production	12,077	-	52,481	-36,188
A015	Support activities to agriculture and post-harvest crop activities	801	-	7,846	-16
A031	Fishing	50	280	21,840	788
A032	Aquaculture	6,140	-	34,223	-12,894
	VIII - Eastern Visayas	11,442	12,172	40,647	20,941
A011	Growing of non-perennial crops	848	7,157	9,365	-34
A012	Growing of perennial crops	38	3,251	1,181	-
A014	Animal production	8,691	1,556	29,087	11,063
A015	Support activities to agriculture and post-harvest crop activities	1,028	30	105	380
A021	Silviculture and other forestry activities	S	S	S	S
A031	Fishing	S	S	S	S
A032	Aquaculture	808	161	778	9,561
	IX - Zamboanga Peninsula	40,461	8,812	127,528	-243,690
A012	Growing of perennial crops	306	6,893	5,695	10,758
A013	Plant propagation	S	S	S	S
A014	Animal production	5,440	1,426	55,225	5,515
A031	Fishing	34,200	205	62,739	-243,991
A032	Aquaculture	S	S	S	S
	X - Northern Mindanao	72,842	89,447	824,035	-761,105
A011	Growing of non-perennial crops	3,825	39,345	29,692	-52,670
A012	Growing of perennial crops	15,189	23,580	591,984	-46,668
A013	Plant propagation	S	S	S	S
A014	Animal production	30,148	9,963	97,788	-675,635

Table 5.8 Number of Establishments and Intermediate Expense by Type for Agriculture, Forestry and Fishing Establishments by Region and Industry Group: Philippines, 2018

(Values are in thousand PhP, except number of establishments. Details may not add-up to total due to rounding and/or statistical disclosure control.)

Continued

2009 PSIC Code	Region / Industry Description	Intermediate Expense			
		Water Purchased	Agricultural, Forestry and Fishery Services Done by Others	Industrial Services Done by Others	Beginning Less Ending Inventory of Materials, Supplies and Fuels
		(6)	(7)	(8)	(9)
A015	Support activities to agriculture and post-harvest crop activities	23,182	16,560	87,650	7,890
A021	Silviculture and other forestry activities	S	S	S	S
A031	Fishing	85	-	73	619
A032	Aquaculture	129	-	9,204	6,419
	XI - Davao Region	57,333	1,113,511	3,287,896	-1,071,889
A011	Growing of non-perennial crops	1,739	-	7,392	-315,730
A012	Growing of perennial crops	19,442	1,057,254	2,967,512	-173,456
A013	Plant propagation	S	S	S	S
A014	Animal production	28,845	54,168	193,120	-580,236
A015	Support activities to agriculture and post-harvest crop activities	1,436	1,273	71,614	115
A024	Support services to forestry	S	S	S	S
A031	Fishing	83	140	28,662	1,240
A032	Aquaculture	5,707	676	19,512	-5,059
	XII - SOCCSKSARGEN	90,651	1,839,605	1,656,373	-682,381
A011	Growing of non-perennial crops	963	290,943	34,685	-11,946
A012	Growing of perennial crops	3,967	1,515,943	264,636	-19,684
A013	Plant propagation	321	1,408	6,545	-505
A014	Animal production	22,857	19,452	719,566	-597,161
A015	Support activities to agriculture and post-harvest crop activities	565	19	13,999	-9,715
A031	Fishing	22,735	-	469,925	427
A032	Aquaculture	39,243	11,840	147,017	-43,797
	XIII - Caraga	8,296	14,536	45,040	15,431
A011	Growing of non-perennial crops	12	-	5	85
A012	Growing of perennial crops	6,522	431	33,508	708
A013	Plant propagation	285	1,360	6,140	-369
A014	Animal production	1,310	10,772	2,222	11,129
A015	Support activities to agriculture and post-harvest crop activities	108	1,073	2,651	38
A021	Silviculture and other forestry activities	S	S	S	S
A022	Logging	S	S	S	S
A032	Aquaculture	2	-	-	2,888
	Autonomous Region in Muslim Mindanao	2,150	8,540	70,073	-61,392
A011	Growing of non-perennial crops	36	8	2	1,086
A012	Growing of perennial crops	1,806	8,532	69,620	-49,894
A014	Animal production	S	S	S	S

Table 5.8 Number of Establishments and Intermediate Expense by Type for Agriculture, Forestry and Fishing Establishments by Region and Industry Group: Philippines, 2018*(Values are in thousand PhP, except number of establishments. Details may not add-up to total due to rounding and/or statistical disclosure control.)**Concluded*

2009 PSIC Code	Region / Industry Description	Intermediate Expense			
		Water Purchased	Agricultural, Forestry and Fishery Services Done by Others	Industrial Services Done by Others	Beginning Less Ending Inventory of Materials, Supplies and Fuels
		(6)	(7)	(8)	(9)
A015	Support activities to agriculture and post-harvest crop activities	S	S	S	S
A031	Fishing	168	-	441	-15,916
A032	Aquaculture	100	-	-	3,250

Notes: "-" - zero value

S - suppressed

Source: Philippine Statistics Authority, 2018 Census of Philippine Business and Industry

Table 6 Number of Establishments and Capital Expenditures for Tangible Fixed Assets by Type for Agriculture, Forestry and Fishing Establishments by Region and Industry Group: Philippines, 2018*(Values are in thousand PhP, except number of establishments. Details may not add-up to total due to rounding and/or statistical disclosure control.)*

2009 PSIC Code	Region / Industry Description	Number of Establishments	Capital Expenditures for Tangible Fixed Assets			
			Total	Land	Aquafarm	Buildings, Other Structures and Land Improvements
		(1)	(2)	(3)	(4)	(5)
	Philippines	3,285	30,662,752	2,312,170	197,804	21,034,706
A011	Growing of non-perennial crops	500	868,352	355,309	14,257	98,767
A012	Growing of perennial crops	341	2,111,387	380,778	17,296	489,013
A013	Plant propagation	18	9,228	3,500	-	1,000
A014	Animal production	1,593	25,694,292	1,536,136	150,499	19,952,916
A015	Support activities to agriculture and post-harvest crop activities	413	781,845	18,167	1,342	342,687
A021	Silviculture and other forestry activities	7	4,024	-	-	-
A022	Logging	S	S	S	S	S
A024	Support services to forestry	S	S	S	S	S
A031	Fishing	223	974,237	13,360	223	53,156
A032	Aquaculture	183	218,841	4,920	14,187	97,167
	National Capital Region	57	1,489,814	152,657	1	916,728
A011	Growing of non-perennial crops	13	-	-	-	-
A014	Animal production	19	1,260,763	152,657	-	906,824
A015	Support activities to agriculture and post-harvest crop activities	7	40,258	-	-	-
A031	Fishing	10	188,684	-	-	9,904
A032	Aquaculture	8	109	-	1	-
	Cordillera Administrative Region	39	14,870	-	-	10,945
A011	Growing of non-perennial crops	7	-	-	-	-
A012	Growing of perennial crops	S	S	S	S	S
A014	Animal production	15	10,945	-	-	10,945
A015	Support activities to agriculture and post-harvest crop activities	15	-	-	-	-
A021	Silviculture and other forestry activities	S	S	S	S	S
	I - Ilocos Region	127	152,190	20,205	575	118,194
A011	Growing of non-perennial crops	18	20,657	16,815	-	1,354
A012	Growing of perennial crops	S	S	S	S	S
A014	Animal production	67	120,001	3,390	-	116,610
A015	Support activities to agriculture and post-harvest crop activities	14	-	-	-	-
A031	Fishing	S	S	S	S	S
A032	Aquaculture	14	7,942	-	575	230
	II - Cagayan Valley	68	419,811	569	-	356,844
A011	Growing of non-perennial crops	12	978	-	-	978
A013	Plant propagation	S	S	S	S	S
A014	Animal production	41	418,833	569	-	355,867

Continued

Table 6 Number of Establishments and Capital Expenditures for Tangible Fixed Assets by Type for Agriculture, Forestry and Fishing Establishments by Region and Industry Group: Philippines, 2018

(Values are in thousand PhP, except number of establishments. Details may not add-up to total due to rounding and/or statistical disclosure control.)

Continued

2009 PSIC Code	Region / Industry Description	Number of Establishments	Capital Expenditures for Tangible Fixed Assets			
			Total	Land	Aquafarm	Buildings, Other Structures and Land Improvements
		(1)	(2)	(3)	(4)	(5)
A015	Support activities to agriculture and post-harvest crop activities	12	-	-	-	-
A032	Aquaculture	S	S	S	S	S
III - Central Luzon		586	4,548,303	408,542	83,783	2,450,010
A011	Growing of non-perennial crops	39	100,993	28,629	-	7,576
A012	Growing of perennial crops	6	7,153	-	-	-
A014	Animal production	465	4,240,868	373,734	82,441	2,341,268
A015	Support activities to agriculture and post-harvest crop activities	47	172,159	6,179	1,342	88,404
A021	Silviculture and other forestry activities	S	S	S	S	S
A022	Logging	S	S	S	S	S
A031	Fishing	3	-	-	-	-
A032	Aquaculture	24	27,033	-	-	12,763
IVA - CALABARZON		366	1,392,908	749,540	29,950	204,121
A011	Growing of non-perennial crops	39	142,671	41,640	842	15,103
A012	Growing of perennial crops	S	S	S	S	S
A013	Plant propagation	S	S	S	S	S
A014	Animal production	250	1,239,357	707,900	29,108	186,209
A015	Support activities to agriculture and post-harvest crop activities	35	3,359	-	-	139
A031	Fishing	13	1,588	-	-	1,121
A032	Aquaculture	18	1,455	-	-	181
MIMAROPA		97	87,009	368	77	25,238
A011	Growing of non-perennial crops	5	7,713	-	-	-
A012	Growing of perennial crops	5	34,619	-	-	9
A014	Animal production	15	6,329	368	-	635
A015	Support activities to agriculture and post-harvest crop activities	22	487	-	-	-
A021	Silviculture and other forestry activities	S	S	S	S	S
A024	Support services to forestry	S	S	S	S	S
A031	Fishing	32	4,256	-	-	-
A032	Aquaculture	17	33,141	-	77	24,594
V - Bicol		83	426,165	36,345	37,059	229,566
A011	Growing of non-perennial crops	15	1,125	232	-	299
A014	Animal production	48	425,040	36,113	37,059	229,267
A015	Support activities to agriculture and post-harvest crop activities	11	-	-	-	-
A024	Support services to forestry	S	S	S	S	S
A031	Fishing	6	-	-	-	-
A032	Aquaculture	S	S	S	S	S

Table 6 Number of Establishments and Capital Expenditures for Tangible Fixed Assets by Type for Agriculture, Forestry and Fishing Establishments by Region and Industry Group: Philippines, 2018

(Values are in thousand PhP, except number of establishments. Details may not add-up to total due to rounding and/or statistical disclosure control.)

Continued

2009 PSIC Code	Region / Industry Description	Number of Establishments	Capital Expenditures for Tangible Fixed Assets			
			Total	Land	Aquafarm	Buildings, Other Structures and Land Improvements
		(1)	(2)	(3)	(4)	(5)
	VI - Western Visayas	360	307,592	39,555	12,759	70,458
A011	Growing of non-perennial crops	192	109,837	33,143	12,759	14,573
A012	Growing of perennial crops	12	1,083	-	-	490
A013	Plant propagation	S	S	S	S	S
A014	Animal production	97	84,760	2,912	-	45,107
A015	Support activities to agriculture and post-harvest crop activities	23	3,660	-	-	2,955
A024	Support services to forestry	S	S	S	S	S
A031	Fishing	22	87,604	-	-	-
A032	Aquaculture	11	11,349	-	-	6,333
	VII - Central Visayas	242	924,025	368,214	737	143,417
A011	Growing of non-perennial crops	71	338,468	175,244	591	46,138
A012	Growing of perennial crops	S	S	S	S	S
A013	Plant propagation	S	S	S	S	S
A014	Animal production	108	236,795	149,023	146	49,957
A015	Support activities to agriculture and post-harvest crop activities	13	242,422	5,097	-	32,646
A031	Fishing	18	34,650	220	-	3,039
A032	Aquaculture	25	26,376	-	-	9,223
	VIII - Eastern Visayas	126	31,051	17,384	-	5,833
A011	Growing of non-perennial crops	17	607	-	-	-
A012	Growing of perennial crops	6	-	-	-	-
A014	Animal production	78	27,742	17,384	-	5,432
A015	Support activities to agriculture and post-harvest crop activities	11	2,536	-	-	400
A021	Silviculture and other forestry activities	S	S	S	S	S
A031	Fishing	S	S	S	S	S
A032	Aquaculture	8	-	-	-	-
	IX - Zamboanga Peninsula	95	167,255	8,983	-	42,687
A012	Growing of perennial crops	13	8,861	8,383	-	335
A013	Plant propagation	S	S	S	S	S
A014	Animal production	41	62,346	-	-	25,871
A031	Fishing	38	96,048	600	-	16,481
A032	Aquaculture	S	S	S	S	S
	X - Northern Mindanao	336	807,982	32,212	-	336,383
A011	Growing of non-perennial crops	17	23,853	21,277	-	229
A012	Growing of perennial crops	31	302,659	1,293	-	48,552
A013	Plant propagation	S	S	S	S	S
A014	Animal production	173	86,001	1,115	-	29,910

Table 6 Number of Establishments and Capital Expenditures for Tangible Fixed Assets by Type for Agriculture, Forestry and Fishing Establishments by Region and Industry Group: Philippines, 2018

(Values are in thousand PhP, except number of establishments. Details may not add-up to total due to rounding and/or statistical disclosure control.)

Continued

2009 PSIC Code	Region / Industry Description	Number of Establishments	Capital Expenditures for Tangible Fixed Assets			
			Total	Land	Aquafarm	Buildings, Other Structures and Land Improvements
		(1)	(2)	(3)	(4)	(5)
A015	Support activities to agriculture and post-harvest crop activities	95	291,627	6,709	-	208,007
A021	Silviculture and other forestry activities	S	S	S	S	S
A031	Fishing	4	18,258	1,818	-	11,000
A032	Aquaculture	13	85,585	-	-	38,684
	XI - Davao	370	14,097,083	126,697	19,415	11,680,529
A011	Growing of non-perennial crops	8	102,079	33,652	-	1,592
A012	Growing of perennial crops	179	1,140,758	87,638	17,296	364,753
A013	Plant propagation	S	S	S	S	S
A014	Animal production	114	12,849,563	5,343	1,739	11,313,791
A015	Support activities to agriculture and post-harvest crop activities	44	4,292	64	-	393
A024	Support services to forestry	S	S	S	S	S
A031	Fishing	11	-	-	-	-
A032	Aquaculture	11	380	-	380	-
	XII - SOCCSKSARGEN	185	5,310,312	113,039	13,154	4,394,126
A011	Growing of non-perennial crops	8	466	-	-	202
A012	Growing of perennial crops	37	135,630	24,228	-	45,347
A013	Plant propagation	4	-	-	-	-
A014	Animal production	52	4,616,281	83,411	-	4,328,777
A015	Support activities to agriculture and post-harvest crop activities	42	13,431	-	-	8,191
A031	Fishing	30	525,498	600	-	10,557
A032	Aquaculture	11	19,005	4,800	13,154	1,051
	XIII - Caraga	58	33,270	8,274	-	17,833
A011	Growing of non-perennial crops	4	17,083	4,018	-	10,000
A012	Growing of perennial crops	20	4,929	2,012	-	-
A013	Plant propagation	3	-	-	-	-
A014	Animal production	8	8,492	2,167	-	6,325
A015	Support activities to agriculture and post-harvest crop activities	15	2,766	77	-	1,508
A021	Silviculture and other forestry activities	S	S	S	S	S
A022	Logging	S	S	S	S	S
A032	Aquaculture	5	-	-	-	-
	Autonomous Region in Muslim Mindanao	88	453,112	229,585	293	31,793
A011	Growing of non-perennial crops	36	1,824	661	65	722
A012	Growing of perennial crops	14	425,901	218,592	-	25,744
A014	Animal production	S	S	S	S	S
A015	Support activities to agriculture and post-harvest crop activities	S	S	S	S	S

Table 6 Number of Establishments and Capital Expenditures for Tangible Fixed Assets by Type for Agriculture, Forestry and Fishing Establishments by Region and Industry Group: Philippines, 2018

(Values are in thousand PhP, except number of establishments. Details may not add-up to total due to rounding and/or statistical disclosure control.)

Continued

Continued

2009 PSIC Code	Region / Industry Description	Number of Establishments	Capital Expenditures for Tangible Fixed Assets			
			Total	Land	Aquafarm	Buildings, Other Structures and Land Improvements
		(1)	(2)	(3)	(4)	(5)
A031	Fishing	19	13,897	10,122	223	1,053
A032	Aquaculture	11	6,465	120	-	4,110

Table 6 Number of Establishments and Capital Expenditures for Tangible Fixed Assets by Type for Agriculture, Forestry and Fishing Establishments by Region and Industry Group: Philippines, 2018

(Values are in thousand PhP, except number of establishments. Details may not add-up to total due to rounding and/or statistical disclosure control.)

Continued

2009 PSIC Code	Region / Industry Description	Capital Expenditures for Tangible Fixed Assets				
		Cultivated Assets	Fishing Boat/Craft/Vessel	Transport Equipment	ICT Machinery and Equipment	Specialized Industrial Machineries
		(6)	(7)	(8)	(9)	(10)
	Philippines	385,463	778,303	857,630	367,927	1,477,792
A011	Growing of non-perennial crops	19,694	-	49,791	16,053	148,299
A012	Growing of perennial crops	55,179	1,607	154,218	123,348	528,790
A013	Plant propagation	1,200	-	3,000	86	250
A014	Animal production	283,349	14,445	369,019	145,480	657,504
A015	Support activities to agriculture and post-harvest crop activities	14,555	-	223,108	22,275	110,224
A021	Silviculture and other forestry activities	3,925	-	-	-	-
A022	Logging	S	S	S	S	S
A024	Support services to forestry	S	S	S	S	S
A031	Fishing	-	761,800	41,298	19,150	21,583
A032	Aquaculture	7,561	451	17,195	41,455	11,144
	National Capital Region	-	119,288	7,542	4,288	61,136
A011	Growing of non-perennial crops	-	-	-	-	-
A014	Animal production	-	-	7,434	-	-
A015	Support activities to agriculture and post-harvest crop activities	-	-	-	-	40,258
A031	Fishing	-	119,288	108	4,272	20,878
A032	Aquaculture	-	-	-	16	-
	Cordillera Administrative Region	3,925	-	-	-	-
A011	Growing of non-perennial crops	-	-	-	-	-
A012	Growing of perennial crops	S	S	S	S	S
A014	Animal production	-	-	-	-	-
A015	Support activities to agriculture and post-harvest crop activities	-	-	-	-	-
A021	Silviculture and other forestry activities	S	S	S	S	S
	I - Ilocos Region	7,000	432	4,473	897	-
A011	Growing of non-perennial crops	-	-	1,326	897	-
A012	Growing of perennial crops	S	S	S	S	S
A014	Animal production	-	-	-	-	-
A015	Support activities to agriculture and post-harvest crop activities	-	-	-	-	-
A031	Fishing	S	S	S	S	S
A032	Aquaculture	7,000	138	-	-	-
	II - Cagayan Valley	1,625	-	21,694	387	34,756
A011	Growing of non-perennial crops	-	-	-	-	-
A013	Plant propagation	S	S	S	S	S
A014	Animal production	1,625	-	21,694	387	34,756

Table 6 Number of Establishments and Capital Expenditures for Tangible Fixed Assets by Type for Agriculture, Forestry and Fishing Establishments by Region and Industry Group: Philippines, 2018

(Values are in thousand PhP, except number of establishments. Details may not add-up to total due to rounding and/or statistical disclosure control.)

Continued

2009 PSIC Code	Region / Industry Description	Capital Expenditures for Tangible Fixed Assets				
		Cultivated Assets	Fishing Boat/Craft/Vessel	Transport Equipment	ICT Machinery and Equipment	Specialized Industrial Machineries
		(6)	(7)	(8)	(9)	(10)
A015	Support activities to agriculture and post-harvest crop activities	-	-	-	-	-
A032	Aquaculture	S	S	S	S	S
	III - Central Luzon	36,032	-	115,529	13,587	396,305
A011	Growing of non-perennial crops	-	-	14,019	142	10,520
A012	Growing of perennial crops	-	-	3,404	12	-
A014	Animal production	21,531	-	70,868	10,755	346,258
A015	Support activities to agriculture and post-harvest crop activities	14,501	-	16,374	2,538	38,262
A021	Silviculture and other forestry activities	S	S	S	S	S
A022	Logging	S	S	S	S	S
A031	Fishing	-	-	-	-	-
A032	Aquaculture	-	-	10,864	140	1,264
	IVA - CALABARZON	222,462	466	18,369	21,364	21,222
A011	Growing of non-perennial crops	-	-	8,486	538	15,904
A012	Growing of perennial crops	S	S	S	S	S
A013	Plant propagation	S	S	S	S	S
A014	Animal production	222,462	-	9,883	19,236	5,014
A015	Support activities to agriculture and post-harvest crop activities	-	-	-	1,590	-
A031	Fishing	-	466	-	-	-
A032	Aquaculture	-	-	-	-	-
	MIMAROPA	20,412	3,240	10,126	502	8,200
A011	Growing of non-perennial crops	-	-	-	-	7,713
A012	Growing of perennial crops	14,526	-	10,126	502	-
A014	Animal production	5,325	-	-	-	-
A015	Support activities to agriculture and post-harvest crop activities	-	-	-	-	487
A021	Silviculture and other forestry activities	S	S	S	S	S
A024	Support services to forestry	S	S	S	S	S
A031	Fishing	-	2,972	-	-	-
A032	Aquaculture	561	268	-	-	-
	V - Bicol	9,635	14,445	1,863	79,809	-
A011	Growing of non-perennial crops	-	-	130	-	-
A014	Animal production	9,635	14,445	1,733	79,809	-
A015	Support activities to agriculture and post-harvest crop activities	-	-	-	-	-
A024	Support services to forestry	S	S	S	S	S
A031	Fishing	-	-	-	-	-
A032	Aquaculture	S	S	S	S	S

Table 6 Number of Establishments and Capital Expenditures for Tangible Fixed Assets by Type for Agriculture, Forestry and Fishing Establishments by Region and Industry Group: Philippines, 2018

(Values are in thousand PhP, except number of establishments. Details may not add-up to total due to rounding and/or statistical disclosure control.)

Continued

2009 PSIC Code	Region / Industry Description	Capital Expenditures for Tangible Fixed Assets				
		Cultivated Assets	Fishing Boat/Craft/Vessel	Transport Equipment	ICT Machinery and Equipment	Specialized Industrial Machineries
		(6)	(7)	(8)	(9)	(10)
	VI - Western Visayas	8,994	80,118	40,681	2,092	48,917
A011	Growing of non-perennial crops	192	-	10,090	1,160	37,331
A012	Growing of perennial crops	-	-	239	-	-
A013	Plant propagation	S	S	S	S	S
A014	Animal production	7,602	-	21,804	-	6,797
A015	Support activities to agriculture and post-harvest crop activities	-	-	-	-	106
A024	Support services to forestry	S	S	S	S	S
A031	Fishing	-	80,118	5,301	755	-
A032	Aquaculture	-	-	247	22	4,433
	VII - Central Visayas	22,276	25,538	213,499	14,632	101,886
A011	Growing of non-perennial crops	18,502	-	6,048	13,225	65,266
A012	Growing of perennial crops	S	S	S	S	S
A013	Plant propagation	S	S	S	S	S
A014	Animal production	3,729	-	5,149	407	26,451
A015	Support activities to agriculture and post-harvest crop activities	-	-	196,519	-	921
A031	Fishing	-	25,538	4,650	837	180
A032	Aquaculture	-	-	589	108	5,446
	VIII - Eastern Visayas	1,308	31	2,080	473	2,953
A011	Growing of non-perennial crops	-	-	-	-	607
A012	Growing of perennial crops	-	-	-	-	-
A014	Animal production	1,268	-	-	435	2,332
A015	Support activities to agriculture and post-harvest crop activities	40	-	2,080	-	14
A021	Silviculture and other forestry activities	S	S	S	S	S
A031	Fishing	S	S	S	S	S
A032	Aquaculture	-	-	-	-	-
	IX - Zamboanga Peninsula	-	60,584	11,097	627	10,517
A012	Growing of perennial crops	-	-	126	-	-
A013	Plant propagation	S	S	S	S	S
A014	Animal production	-	-	7,674	-	10,517
A031	Fishing	-	60,584	3,298	627	-
A032	Aquaculture	S	S	S	S	S
	X - Northern Mindanao	4,274	2,440	43,283	136,616	107,020
A011	Growing of non-perennial crops	-	-	2,171	13	40
A012	Growing of perennial crops	-	-	388	76,260	62,623
A013	Plant propagation	S	S	S	S	S
A014	Animal production	4,260	-	27,626	1,154	19,906

Table 6 Number of Establishments and Capital Expenditures for Tangible Fixed Assets by Type for Agriculture, Forestry and Fishing Establishments by Region and Industry Group: Philippines, 2018

(Values are in thousand PhP, except number of establishments. Details may not add-up to total due to rounding and/or statistical disclosure control.)

Continued

2009 PSIC Code	Region / Industry Description	Capital Expenditures for Tangible Fixed Assets				
		Cultivated Assets	Fishing Boat/Craft/Vessel	Transport Equipment	ICT Machinery and Equipment	Specialized Industrial Machineries
		(6)	(7)	(8)	(9)	(10)
A015	Support activities to agriculture and post-harvest crop activities	15	-	5,154	18,021	24,452
A021	Silviculture and other forestry activities	S	S	S	S	S
A031	Fishing	-	2,440	3,000	-	-
A032	Aquaculture	-	-	4,945	41,168	-
	XI - Davao	23,480	-	94,742	41,413	542,745
A011	Growing of non-perennial crops	-	-	5,872	1	10,753
A012	Growing of perennial crops	23,480	-	57,355	8,567	359,271
A013	Plant propagation	S	S	S	S	S
A014	Animal production	-	-	31,419	32,793	172,721
A015	Support activities to agriculture and post-harvest crop activities	-	-	96	41	-
A024	Support services to forestry	S	S	S	S	S
A031	Fishing	-	-	-	-	-
A032	Aquaculture	-	-	-	-	-
	XII - SOCCSKSARGEN	20,411	469,832	227,678	12,768	41,802
A011	Growing of non-perennial crops	-	-	150	-	-
A012	Growing of perennial crops	14,499	-	43,094	85	3,878
A013	Plant propagation	-	-	-	-	-
A014	Animal production	5,912	-	163,734	504	32,750
A015	Support activities to agriculture and post-harvest crop activities	-	-	426	85	4,650
A031	Fishing	-	469,832	20,274	12,094	525
A032	Aquaculture	-	-	-	-	-
	XIII - Caraga	3,629	-	1,768	50	1,223
A011	Growing of non-perennial crops	1,000	-	1,500	50	150
A012	Growing of perennial crops	2,629	-	268	-	-
A013	Plant propagation	-	-	-	-	-
A014	Animal production	-	-	-	-	-
A015	Support activities to agriculture and post-harvest crop activities	-	-	-	-	1,073
A021	Silviculture and other forestry activities	S	S	S	S	S
A022	Logging	S	S	S	S	S
A032	Aquaculture	-	-	-	-	-
	Autonomous Region in Muslim Mindanao	-	1,889	43,204	38,423	99,109
A011	Growing of non-perennial crops	-	-	-	28	16
A012	Growing of perennial crops	-	1,607	38,675	37,867	99,093
A014	Animal production	S	S	S	S	S

Table 6 Number of Establishments and Capital Expenditures for Tangible Fixed Assets by Type for Agriculture, Forestry and Fishing Establishments by Region and Industry Group: Philippines, 2018

(Values are in thousand PhP, except number of establishments. Details may not add-up to total due to rounding and/or statistical disclosure control.)

Continued

2009 PSIC Code	Region / Industry Description	Capital Expenditures for Tangible Fixed Assets				
		Cultivated Assets	Fishing Boat/Craft/Vessel	Transport Equipment	ICT Machinery and Equipment	Specialized Industrial Machineries
		(6)	(7)	(8)	(9)	(10)
A015	Support activities to agriculture and post-harvest crop activities	S	S	S	S	S
A031	Fishing	-	237	1,520	528	-
A032	Aquaculture	-	45	550	-	-

Table 6 Number of Establishments and Capital Expenditures for Tangible Fixed Assets by Type for Agriculture, Forestry and Fishing Establishments by Region and Industry Group: Philippines, 2018

(Values are in thousand PhP, except number of establishments. Details may not add-up to total due to rounding and/or statistical disclosure control.)

Continued

2009 PSIC Code	Region / Industry Description	Capital Expenditures for Tangible Fixed Assets			
		General Industrial Machinery and Equipment	Other Machinery and Equipment	Valuables	Other Tangible Fixed Assets
		(11)	(12)	(13)	(14)
	Philippines	2,078,681	49,590	175	1,122,512
A011	Growing of non-perennial crops	17,743	2,751	125	145,562
A012	Growing of perennial crops	146,903	32	-	214,225
A013	Plant propagation	45	50	50	48
A014	Animal production	1,825,621	26,090	-	733,235
A015	Support activities to agriculture and post-harvest crop activities	33,182	2,922	-	13,384
A021	Silviculture and other forestry activities	99	-	-	-
A022	Logging	S	S	S	S
A024	Support services to forestry	S	S	S	S
A031	Fishing	42,357	16,352	-	4,959
A032	Aquaculture	12,732	1,394	-	10,634
	National Capital Region	223,063	-	-	5,110
A011	Growing of non-perennial crops	-	-	-	-
A014	Animal production	190,891	-	-	2,956
A015	Support activities to agriculture and post-harvest crop activities	-	-	-	-
A031	Fishing	32,172	-	-	2,061
A032	Aquaculture	-	-	-	92
	Cordillera Administrative Region	-	-	-	-
A011	Growing of non-perennial crops	-	-	-	-
A012	Growing of perennial crops	S	S	S	S
A014	Animal production	-	-	-	-
A015	Support activities to agriculture and post-harvest crop activities	-	-	-	-
A021	Silviculture and other forestry activities	S	S	S	S
	I - Ilocos Region	140	-	125	148
A011	Growing of non-perennial crops	140	-	125	-
A012	Growing of perennial crops	S	S	S	S
A014	Animal production	-	-	-	-
A015	Support activities to agriculture and post-harvest crop activities	-	-	-	-
A031	Fishing	S	S	S	S
A032	Aquaculture	-	-	-	-
	II - Cagayan Valley	3,936	-	-	-
A011	Growing of non-perennial crops	-	-	-	-
A013	Plant propagation	S	S	S	S
A014	Animal production	3,936	-	-	-
A015	Support activities to agriculture and post-harvest crop activities	-	-	-	-

Table 6 Number of Establishments and Capital Expenditures for Tangible Fixed Assets by Type for Agriculture, Forestry and Fishing Establishments by Region and Industry Group: Philippines, 2018

(Values are in thousand PhP, except number of establishments. Details may not add-up to total due to rounding and/or statistical disclosure control.)

Continued

2009 PSIC Code	Region / Industry Description	Capital Expenditures for Tangible Fixed Assets			
		General Industrial Machinery and Equipment	Other Machinery and Equipment	Valuables	Other Tangible Fixed Assets
		(11)	(12)	(13)	(14)
A032	Aquaculture	S	S	S	S
	III - Central Luzon	283,020	22,508	-	738,986
A011	Growing of non-perennial crops	540	-	-	39,567
A012	Growing of perennial crops	3,393	-	-	343
A014	Animal production	276,091	19,925	-	697,996
A015	Support activities to agriculture and post-harvest crop activities	1,961	2,583	-	15
A021	Silviculture and other forestry activities	S	S	S	S
A022	Logging	S	S	S	S
A031	Fishing	-	-	-	-
A032	Aquaculture	937	-	-	1,064
	IVA - CALABARZON	59,139	4,657	-	61,619
A011	Growing of non-perennial crops	2,356	529	-	57,273
A012	Growing of perennial crops	S	S	S	S
A013	Plant propagation	S	S	S	S
A014	Animal production	51,558	4,128	-	3,860
A015	Support activities to agriculture and post-harvest crop activities	1,154	-	-	476
A031	Fishing	-	-	-	-
A032	Aquaculture	1,264	-	-	10
	MIMAROPA	33	1,051	-	17,762
A011	Growing of non-perennial crops	-	-	-	-
A012	Growing of perennial crops	-	-	-	9,457
A014	Animal production	-	-	-	-
A015	Support activities to agriculture and post-harvest crop activities	-	-	-	-
A021	Silviculture and other forestry activities	S	S	S	S
A024	Support services to forestry	S	S	S	S
A031	Fishing	33	1,051	-	200
A032	Aquaculture	-	-	-	7,640
	V - Bicol Region	16,575	-	-	868
A011	Growing of non-perennial crops	-	-	-	464
A014	Animal production	16,575	-	-	404
A015	Support activities to agriculture and post-harvest crop activities	-	-	-	-
A024	Support services to forestry	S	S	S	S
A031	Fishing	-	-	-	-
A032	Aquaculture	S	S	S	S

Table 6 Number of Establishments and Capital Expenditures for Tangible Fixed Assets by Type for Agriculture, Forestry and Fishing Establishments by Region and Industry Group: Philippines, 2018

(Values are in thousand PhP, except number of establishments. Details may not add-up to total due to rounding and/or statistical disclosure control.)

Continued

2009 PSIC Code	Region / Industry Description	Capital Expenditures for Tangible Fixed Assets			
		General Industrial Machinery and Equipment	Other Machinery and Equipment	Valuables	Other Tangible Fixed Assets
		(11)	(12)	(13)	(14)
	VI - Western Visayas	2,003	50	50	1,916
A011	Growing of non-perennial crops	-	-	-	589
A012	Growing of perennial crops	-	-	-	355
A013	Plant propagation	S	S	S	S
A014	Animal production	500	-	-	38
A015	Support activities to agriculture and post-harvest crop activities	582	-	-	16
A024	Support services to forestry	S	S	S	S
A031	Fishing	728	-	-	703
A032	Aquaculture	147	-	-	167
	VII - Central Visayas	22,445	2,354	-	9,028
A011	Growing of non-perennial crops	10,504	2,076	-	874
A012	Growing of perennial crops	S	S	S	S
A013	Plant propagation	S	S	S	S
A014	Animal production	1,469	278	-	187
A015	Support activities to agriculture and post-harvest crop activities	-	-	-	7,239
A031	Fishing	85	-	-	102
A032	Aquaculture	10,384	-	-	626
	VIII - Eastern Visayas	832	32	-	125
A011	Growing of non-perennial crops	-	-	-	-
A012	Growing of perennial crops	-	-	-	-
A014	Animal production	761	7	-	123
A015	Support activities to agriculture and post-harvest crop activities	-	-	-	2
A021	Silviculture and other forestry activities	S	S	S	S
A031	Fishing	S	S	S	S
A032	Aquaculture	-	-	-	-
	IX - Zamboanga Peninsula	2,100	12,278	-	18,382
A012	Growing of perennial crops	-	17	-	-
A013	Plant propagation	S	S	S	S
A014	Animal production	41	-	-	18,243
A031	Fishing	2,059	12,261	-	139
A032	Aquaculture	S	S	S	S
	X - Northern Mindanao	115,628	1,680	-	28,445
A011	Growing of non-perennial crops	123	-	-	-
A012	Growing of perennial crops	89,223	-	-	24,320
A013	Plant propagation	S	S	S	S
A014	Animal production	598	1,405	-	27

Table 6 Number of Establishments and Capital Expenditures for Tangible Fixed Assets by Type for Agriculture, Forestry and Fishing Establishments by Region and Industry Group: Philippines, 2018

(Values are in thousand PhP, except number of establishments. Details may not add-up to total due to rounding and/or statistical disclosure control.)

Continued

2009 PSIC Code	Region / Industry Description	Capital Expenditures for Tangible Fixed Assets			
		General Industrial Machinery and Equipment	Other Machinery and Equipment	Valuables	Other Tangible Fixed Assets
		(11)	(12)	(13)	(14)
A015	Support activities to agriculture and post-harvest crop activities	25,684	275	-	3,310
A021	Silviculture and other forestry activities	S	S	S	S
A031	Fishing	-	-	-	-
A032	Aquaculture	-	-	-	788
	XI - Davao	1,339,924	411	-	227,727
A011	Growing of non-perennial crops	3,701	-	-	46,508
A012	Growing of perennial crops	49,949	-	-	172,450
A013	Plant propagation	S	S	S	S
A014	Animal production	1,282,661	347	-	8,750
A015	Support activities to agriculture and post-harvest crop activities	3,613	64	-	19
A024	Support services to forestry	S	S	S	S
A031	Fishing	-	-	-	-
A032	Aquaculture	-	-	-	-
	XII - SOCCSKSARGEN	8,036	2,983	-	6,483
A011	Growing of non-perennial crops	18	96	-	-
A012	Growing of perennial crops	275	-	-	4,224
A013	Plant propagation	-	-	-	-
A014	Animal production	541	-	-	652
A015	Support activities to agriculture and post-harvest crop activities	80	-	-	-
A031	Fishing	7,122	2,888	-	1,607
A032	Aquaculture	-	-	-	-
	XIII - Caraga	357	50	-	85
A011	Growing of non-perennial crops	250	50	-	65
A012	Growing of perennial crops	-	-	-	20
A013	Plant propagation	-	-	-	-
A014	Animal production	-	-	-	-
A015	Support activities to agriculture and post-harvest crop activities	107	-	-	-
A021	Silviculture and other forestry activities	S	S	S	S
A022	Logging	S	S	S	S
A032	Aquaculture	-	-	-	-
	Autonomous Region in Muslim Mindanao	1,449	1,537	-	5,830
A011	Growing of non-perennial crops	111	-	-	221
A012	Growing of perennial crops	1,252	15	-	3,055
A014	Animal production	S	S	S	S
A015	Support activities to agriculture and post-harvest crop activities	S	S	S	S

Table 6 Number of Establishments and Capital Expenditures for Tangible Fixed Assets by Type for Agriculture, Forestry and Fishing Establishments by Region and Industry Group: Philippines, 2018

(Values are in thousand PhP, except number of establishments. Details may not add-up to total due to rounding and/or statistical disclosure control.)

Concluded

2009 PSIC Code	Region / Industry Description	Capital Expenditures for Tangible Fixed Assets			
		General Industrial Machinery and Equipment	Other Machinery and Equipment	Valuables	Other Tangible Fixed Assets
		(11)	(12)	(13)	(14)
A031	Fishing	86	128	-	-
A032	Aquaculture	-	1,394	-	246

Notes: "-" - zero value

S - suppressed

Source: Philippine Statistics Authority, 2018 Census of Philippine Business and Industry

Table 6.1 Number of Establishments and Capital Expenditures for Directly Imported Tangible Fixed Assets by Type for Agriculture, Forestry and Fishing Establishments by Region and Industry Group: Philippines, 2018

(Values are in thousand PhP, except number of establishments. Details may not add-up to total due to rounding and/or statistical disclosure control.)

2009 PSIC Code	Region / Industry Description	Number of Establishments	Directly Imported Tangible Fixed Assets			
			Total	Cultivated Assets	Fishing Boat/Craft/Vessel	Transport Equipment
		(1)	(2)	(3)	(4)	(5)
	Philippines	3,285	5,584	-	680	-
A011	Growing of non-perennial crops	500	-	-	-	-
A012	Growing of perennial crops	341	-	-	-	-
A013	Plant propagation	18	-	-	-	-
A014	Animal production	1,593	-	-	-	-
A015	Support activities to agriculture and post-harvest crop activities	413	-	-	-	-
A021	Silviculture and other forestry activities	7	-	-	-	-
A022	Logging	S	S	S	S	S
A024	Support services to forestry	S	S	S	S	S
A031	Fishing	223	5,584	-	680	-
A032	Aquaculture	183	-	-	-	-
	National Capital Region	57	-	-	-	-
A011	Growing of non-perennial crops	13	-	-	-	-
A014	Animal production	19	-	-	-	-
A015	Support activities to agriculture and post-harvest crop activities	7	-	-	-	-
A031	Fishing	10	-	-	-	-
A032	Aquaculture	8	-	-	-	-
	Cordillera Administrative Region	39	-	-	-	-
A011	Growing of non-perennial crops	7	-	-	-	-
A012	Growing of perennial crops	S	S	S	S	S
A014	Animal production	15	-	-	-	-
A015	Support activities to agriculture and post-harvest crop activities	15	-	-	-	-
A021	Silviculture and other forestry activities	S	S	S	S	S
	I - Ilocos Region	127	-	-	-	-
A011	Growing of non-perennial crops	18	-	-	-	-
A012	Growing of perennial crops	S	S	S	S	S
A014	Animal production	67	-	-	-	-
A015	Support activities to agriculture and post-harvest crop activities	14	-	-	-	-
A031	Fishing	S	S	S	S	S
A032	Aquaculture	14	-	-	-	-
	II - Cagayan Valley	68	-	-	-	-
A011	Growing of non-perennial crops	12	-	-	-	-
A013	Plant propagation	S	S	S	S	S
A014	Animal production	41	-	-	-	-

Continued

Table 6.1 Number of Establishments and Capital Expenditures for Directly Imported Tangible Fixed Assets by Type for Agriculture, Forestry and Fishing Establishments by Region and Industry Group: Philippines, 2018

(Values are in thousand PhP, except number of establishments. Details may not add-up to total due to rounding and/or statistical disclosure control.)

Continued

2009 PSIC Code	Region / Industry Description	Number of Establishments	Directly Imported Tangible Fixed Assets			
			Total	Cultivated Assets	Fishing Boat/Craft/Vessel	Transport Equipment
		(1)	(2)	(3)	(4)	(5)
A014	Animal production	41	-	-	-	-
A015	Support activities to agriculture and post-harvest crop activities	12	-	-	-	-
A032	Aquaculture	S	S	S	S	S
	III - Central Luzon	586	-	-	-	-
A011	Growing of non-perennial crops	39	-	-	-	-
A012	Growing of perennial crops	6	-	-	-	-
A014	Animal production	465	-	-	-	-
A015	Support activities to agriculture and post-harvest crop activities	47	-	-	-	-
A021	Silviculture and other forestry activities	S	S	S	S	S
A022	Logging	S	S	S	S	S
A031	Fishing	3	-	-	-	-
A032	Aquaculture	24	-	-	-	-
	IVA - CALABARZON	366	-	-	-	-
A011	Growing of non-perennial crops	39	-	-	-	-
A012	Growing of perennial crops	S	S	S	S	S
A013	Plant propagation	S	S	S	S	S
A014	Animal production	250	-	-	-	-
A015	Support activities to agriculture and post-harvest crop activities	35	-	-	-	-
A031	Fishing	13	-	-	-	-
A032	Aquaculture	18	-	-	-	-
	MIMAROPA	97	680	-	680	-
A011	Growing of non-perennial crops	5	-	-	-	-
A012	Growing of perennial crops	5	-	-	-	-
A014	Animal production	15	-	-	-	-
A015	Support activities to agriculture and post-harvest crop activities	22	-	-	-	-
A021	Silviculture and other forestry activities	S	S	S	S	S
A024	Support services to forestry	S	S	S	S	S
A031	Fishing	32	680	-	680	-
A032	Aquaculture	17	-	-	-	-
	V - Bicol Region	83	-	-	-	-
A011	Growing of non-perennial crops	15	-	-	-	-
A014	Animal production	48	-	-	-	-
A015	Support activities to agriculture and post-harvest crop activities	11	-	-	-	-
A024	Support services to forestry	S	S	S	S	S
A031	Fishing	6	-	-	-	-
A032	Aquaculture	S	S	S	S	S

Table 6.1 Number of Establishments and Capital Expenditures for Directly Imported Tangible Fixed Assets by Type for Agriculture, Forestry and Fishing Establishments by Region and Industry Group: Philippines, 2018

(Values are in thousand PhP, except number of establishments. Details may not add-up to total due to rounding and/or statistical disclosure control.)

Continued

2009 PSIC Code	Region / Industry Description	Number of Establishments	Directly Imported Tangible Fixed Assets			
			Total	Cultivated Assets	Fishing Boat/Craft/Vessel	Transport Equipment
		(1)	(2)	(3)	(4)	(5)
	VI - Western Visayas	360	-	-	-	-
A011	Growing of non-perennial crops	192	-	-	-	-
A012	Growing of perennial crops	12	-	-	-	-
A013	Plant propagation	S	S	S	S	S
A014	Animal production	97	-	-	-	-
A015	Support activities to agriculture and post-harvest crop activities	23	-	-	-	-
A024	Support services to forestry	S	S	S	S	S
A031	Fishing	22	-	-	-	-
A032	Aquaculture	11	-	-	-	-
	VII - Central Visayas	242	-	-	-	-
A011	Growing of non-perennial crops	71	-	-	-	-
A012	Growing of perennial crops	S	S	S	S	S
A013	Plant propagation	S	S	S	S	S
A014	Animal production	108	-	-	-	-
A015	Support activities to agriculture and post-harvest crop activities	13	-	-	-	-
A031	Fishing	18	-	-	-	-
A032	Aquaculture	25	-	-	-	-
	VIII - Eastern Visayas	126	-	-	-	-
A011	Growing of non-perennial crops	17	-	-	-	-
A012	Growing of perennial crops	6	-	-	-	-
A014	Animal production	78	-	-	-	-
A015	Support activities to agriculture and post-harvest crop activities	11	-	-	-	-
A021	Silviculture and other forestry activities	S	S	S	S	S
A031	Fishing	S	S	S	S	S
A032	Aquaculture	8	-	-	-	-
	IX - Zamboanga Peninsula	95	4,904	-	-	-
A012	Growing of perennial crops	13	-	-	-	-
A013	Plant propagation	S	S	S	S	S
A014	Animal production	41	-	-	-	-
A031	Fishing	38	4,904	-	-	-
A032	Aquaculture	S	S	S	S	S
	X - Northern Mindanao	336	-	-	-	-
A011	Growing of non-perennial crops	17	-	-	-	-
A012	Growing of perennial crops	31	-	-	-	-
A013	Plant propagation	S	S	S	S	S

Table 6.1 Number of Establishments and Capital Expenditures for Directly Imported Tangible Fixed Assets by Type for Agriculture, Forestry and Fishing Establishments by Region and Industry Group: Philippines, 2018

(Values are in thousand PhP, except number of establishments. Details may not add-up to total due to rounding and/or statistical disclosure control.)

Continued

2009 PSIC Code	Region / Industry Description	Number of Establishments	Directly Imported Tangible Fixed Assets			
			Total	Cultivated Assets	Fishing Boat/Craft/Vessel	Transport Equipment
		(1)	(2)	(3)	(4)	(5)
A014	Animal production	173	-	-	-	-
A015	Support activities to agriculture and post-harvest crop activities	95	-	-	-	-
	Silviculture and other forestry activities	S	S	S	S	S
A031	Fishing	4	-	-	-	-
A032	Aquaculture	13	-	-	-	-
	XI - Davao Region	370	-	-	-	-
A011	Growing of non-perennial crops	8	-	-	-	-
A012	Growing of perennial crops	179	-	-	-	-
A013	Plant propagation	S	S	S	S	S
A014	Animal production	114	-	-	-	-
A015	Support activities to agriculture and post-harvest crop activities	44	-	-	-	-
A024	Support services to forestry	S	S	S	S	S
A031	Fishing	11	-	-	-	-
A032	Aquaculture	11	-	-	-	-
	XII - SOCCSKSARGEN	185	-	-	-	-
A011	Growing of non-perennial crops	8	-	-	-	-
A012	Growing of perennial crops	37	-	-	-	-
A013	Plant propagation	4	-	-	-	-
A014	Animal production	52	-	-	-	-
A015	Support activities to agriculture and post-harvest crop activities	42	-	-	-	-
A031	Fishing	30	-	-	-	-
A032	Aquaculture	11	-	-	-	-
	XIII - Caraga	58	-	-	-	-
A011	Growing of non-perennial crops	4	-	-	-	-
A012	Growing of perennial crops	20	-	-	-	-
A013	Plant propagation	3	-	-	-	-
A014	Animal production	8	-	-	-	-
A015	Support activities to agriculture and post-harvest crop activities	15	-	-	-	-
A021	Silviculture and other forestry activities	S	S	S	S	S
A022	Logging	S	S	S	S	S
A032	Aquaculture	5	-	-	-	-
	Autonomous Region in Muslim Mindanao	88	-	-	-	-
A011	Growing of non-perennial crops	36	-	-	-	-
A012	Growing of perennial crops	14	-	-	-	-
A014	Animal production	S	S	S	S	S

Table 6.1 Number of Establishments and Capital Expenditures for Directly Imported Tangible Fixed Assets by Type for Agriculture, Forestry and Fishing Establishments by Region and Industry Group: Philippines, 2018*(Values are in thousand PhP, except number of establishments. Details may not add-up to total due to rounding and/or statistical disclosure control.)**Continued*

2009 PSIC Code	Region / Industry Description	Number of Establishments	Directly Imported Tangible Fixed Assets			
			Total	Cultivated Assets	Fishing Boat/Craft/Vessel	Transport Equipment
		(1)	(2)	(3)	(4)	(5)
A015	Support activities to agriculture and post-harvest crop activities	S	S	S	S	S
A031	Fishing	19	-	-	-	-
A032	Aquaculture	11	-	-	-	-

Table 6.1 Number of Establishments and Capital Expenditures for Directly Imported Tangible Fixed Assets by Type for Agriculture, Forestry and Fishing Establishments by Region and Industry Group: Philippines, 2018

(Values are in thousand PhP, except number of establishments. Details may not add-up to total due to rounding and/or statistical disclosure control.)

Continued

2009 PSIC Code	Region / Industry Description	Directly Imported Tangible Fixed Assets					
		ICT Machinery and Equipment	Specialized Industrial Machineries	General Industrial Machinery and Equipment	Other Machinery and Equipment	Valuables	Other Tangible Fixed Assets
		(6)	(7)	(8)	(9)	(10)	(11)
	Philippines	-	-	-	4,904	-	-
A011	Growing of non-perennial crops	-	-	-	-	-	-
A012	Growing of perennial crops	-	-	-	-	-	-
A013	Plant propagation	-	-	-	-	-	-
A014	Animal production	-	-	-	-	-	-
A015	Support activities to agriculture and post-harvest crop activities	-	-	-	-	-	-
A021	Silviculture and other forestry activities	-	-	-	-	-	-
A022	Logging	S	S	S	S	S	S
A024	Support services to forestry	S	S	S	S	S	S
A031	Fishing	-	-	-	4,904	-	-
A032	Aquaculture	-	-	-	-	-	-
	National Capital Region	-	-	-	-	-	-
A011	Growing of non-perennial crops	-	-	-	-	-	-
A014	Animal production	-	-	-	-	-	-
A015	Support activities to agriculture and post-harvest crop activities	-	-	-	-	-	-
A031	Fishing	-	-	-	-	-	-
A032	Aquaculture	-	-	-	-	-	-
	Cordillera Administrative Region	-	-	-	-	-	-
A011	Growing of non-perennial crops	-	-	-	-	-	-
A012	Growing of perennial crops	S	S	S	S	S	S
A014	Animal production	-	-	-	-	-	-
A015	Support activities to agriculture and post-harvest crop activities	-	-	-	-	-	-
A021	Silviculture and other forestry activities	S	S	S	S	S	S
	I - Ilocos Region	-	-	-	-	-	-
A011	Growing of non-perennial crops	-	-	-	-	-	-
A012	Growing of perennial crops	S	S	S	S	S	S
A014	Animal production	-	-	-	-	-	-
A015	Support activities to agriculture and post-harvest crop activities	-	-	-	-	-	-
A031	Fishing	S	S	S	S	S	S
A032	Aquaculture	-	-	-	-	-	-
	II - Cagayan Valley	-	-	-	-	-	-
A011	Growing of non-perennial crops	-	-	-	-	-	-
A013	Plant propagation	S	S	S	S	S	S
A014	Animal production	-	-	-	-	-	-
A015	Support activities to agriculture and post-harvest crop activities	-	-	-	-	-	-

Table 6.1 Number of Establishments and Capital Expenditures for Directly Imported Tangible Fixed Assets by Type for Agriculture, Forestry and Fishing Establishments by Region and Industry Group: Philippines, 2018

(Values are in thousand PhP, except number of establishments. Details may not add-up to total due to rounding and/or statistical disclosure control.)

Continued

2009 PSIC Code	Region / Industry Description	Directly Imported Tangible Fixed Assets					
		ICT Machinery and Equipment	Specialized Industrial Machineries	General Industrial Machinery and Equipment	Other Machinery and Equipment	Valuables	Other Tangible Fixed Assets
		(6)	(7)	(8)	(9)	(10)	(11)
A032	Aquaculture	S	S	S	S	S	S
	III - Central Luzon	-	-	-	-	-	-
A011	Growing of non-perennial crops	-	-	-	-	-	-
A012	Growing of perennial crops	-	-	-	-	-	-
A014	Animal production	-	-	-	-	-	-
A015	Support activities to agriculture and post-harvest crop activities	-	-	-	-	-	-
A021	Silviculture and other forestry activities	S	S	S	S	S	S
A022	Logging	S	S	S	S	S	S
A031	Fishing	-	-	-	-	-	-
A032	Aquaculture	-	-	-	-	-	-
	IVA - CALABARZON	-	-	-	-	-	-
A011	Growing of non-perennial crops	-	-	-	-	-	-
A012	Growing of perennial crops	S	S	S	S	S	S
A013	Plant propagation	S	S	S	S	S	S
A014	Animal production	-	-	-	-	-	-
A015	Support activities to agriculture and post-harvest crop activities	-	-	-	-	-	-
A031	Fishing	-	-	-	-	-	-
A032	Aquaculture	-	-	-	-	-	-
	MIMAROPA	-	-	-	-	-	-
A011	Growing of non-perennial crops	-	-	-	-	-	-
A012	Growing of perennial crops	-	-	-	-	-	-
A014	Animal production	-	-	-	-	-	-
A015	Support activities to agriculture and post-harvest crop activities	-	-	-	-	-	-
A021	Silviculture and other forestry activities	S	S	S	S	S	S
A024	Support services to forestry	S	S	S	S	S	S
A031	Fishing	-	-	-	-	-	-
A032	Aquaculture	-	-	-	-	-	-
	V - Bicol Region	-	-	-	-	-	-
A011	Growing of non-perennial crops	-	-	-	-	-	-
A014	Animal production	-	-	-	-	-	-
A015	Support activities to agriculture and post-harvest crop activities	-	-	-	-	-	-
A024	Support services to forestry	S	S	S	S	S	S
A031	Fishing	-	-	-	-	-	-
A032	Aquaculture	S	S	S	S	S	S

Table 6.1 Number of Establishments and Capital Expenditures for Directly Imported Tangible Fixed Assets by Type for Agriculture, Forestry and Fishing Establishments by Region and Industry Group: Philippines, 2018

(Values are in thousand PhP, except number of establishments. Details may not add-up to total due to rounding and/or statistical disclosure control.)

Continued

2009 PSIC Code	Region / Industry Description	Directly Imported Tangible Fixed Assets					
		ICT Machinery and Equipment	Specialized Industrial Machineries	General Industrial Machinery and Equipment	Other Machinery and Equipment	Valuables	Other Tangible Fixed Assets
		(6)	(7)	(8)	(9)	(10)	(11)
	VI - Western Visayas	-	-	-	-	-	-
A011	Growing of non-perennial crops	-	-	-	-	-	-
A012	Growing of perennial crops	-	-	-	-	-	-
A013	Plant propagation	S	S	S	S	S	S
A014	Animal production	-	-	-	-	-	-
A015	Support activities to agriculture and post-harvest crop activities	-	-	-	-	-	-
A024	Support services to forestry	S	S	S	S	S	S
A031	Fishing	-	-	-	-	-	-
A032	Aquaculture	-	-	-	-	-	-
	VII - Central Visayas	-	-	-	-	-	-
A011	Growing of non-perennial crops	-	-	-	-	-	-
A012	Growing of perennial crops	S	S	S	S	S	S
A013	Plant propagation	S	S	S	S	S	S
A014	Animal production	-	-	-	-	-	-
A015	Support activities to agriculture and post-harvest crop activities	-	-	-	-	-	-
A031	Fishing	-	-	-	-	-	-
A032	Aquaculture	-	-	-	-	-	-
	VIII - Eastern Visayas	-	-	-	-	-	-
A011	Growing of non-perennial crops	-	-	-	-	-	-
A012	Growing of perennial crops	-	-	-	-	-	-
A014	Animal production	-	-	-	-	-	-
A015	Support activities to agriculture and post-harvest crop activities	-	-	-	-	-	-
A021	Silviculture and other forestry activities	S	S	S	S	S	S
A031	Fishing	S	S	S	S	S	S
A032	Aquaculture	-	-	-	-	-	-
	IX - Zamboanga Peninsula	-	-	-	4,904	-	-
A012	Growing of perennial crops	-	-	-	-	-	-
A013	Plant propagation	S	S	S	S	S	S
A014	Animal production	-	-	-	-	-	-
A031	Fishing	-	-	-	4,904	-	-
A032	Aquaculture	S	S	S	S	S	S
	X - Northern Mindanao	-	-	-	-	-	-
A011	Growing of non-perennial crops	-	-	-	-	-	-
A012	Growing of perennial crops	-	-	-	-	-	-
A013	Plant propagation	S	S	S	S	S	S
A014	Animal production	-	-	-	-	-	-

Table 6.1 Number of Establishments and Capital Expenditures for Directly Imported Tangible Fixed Assets by Type for Agriculture, Forestry and Fishing Establishments by Region and Industry Group: Philippines, 2018

(Values are in thousand PhP, except number of establishments. Details may not add-up to total due to rounding and/or statistical disclosure control.)

Continued

2009 PSIC Code	Region / Industry Description	Directly Imported Tangible Fixed Assets					
		ICT Machinery and Equipment	Specialized Industrial Machineries	General Industrial Machinery and Equipment	Other Machinery and Equipment	Valuables	Other Tangible Fixed Assets
		(6)	(7)	(8)	(9)	(10)	(11)
A015	Support activities to agriculture and post-harvest crop activities	-	-	-	-	-	-
A021	Silviculture and other forestry activities	S	S	S	S	S	S
A031	Fishing	-	-	-	-	-	-
A032	Aquaculture	-	-	-	-	-	-
	XI - Davao Region	-	-	-	-	-	-
A011	Growing of non-perennial crops	-	-	-	-	-	-
A012	Growing of perennial crops	-	-	-	-	-	-
A013	Plant propagation	S	S	S	S	S	S
A014	Animal production	-	-	-	-	-	-
A015	Support activities to agriculture and post-harvest crop activities	-	-	-	-	-	-
A024	Support services to forestry	S	S	S	S	S	S
A031	Fishing	-	-	-	-	-	-
A032	Aquaculture	-	-	-	-	-	-
	XII - SOCCSKSARGEN	-	-	-	-	-	-
A011	Growing of non-perennial crops	-	-	-	-	-	-
A012	Growing of perennial crops	-	-	-	-	-	-
A013	Plant propagation	-	-	-	-	-	-
A014	Animal production	-	-	-	-	-	-
A015	Support activities to agriculture and post-harvest crop activities	-	-	-	-	-	-
A031	Fishing	-	-	-	-	-	-
A032	Aquaculture	-	-	-	-	-	-
	XIII - Caraga	-	-	-	-	-	-
A011	Growing of non-perennial crops	-	-	-	-	-	-
A012	Growing of perennial crops	-	-	-	-	-	-
A013	Plant propagation	-	-	-	-	-	-
A014	Animal production	-	-	-	-	-	-
A015	Support activities to agriculture and post-harvest crop activities	-	-	-	-	-	-
A021	Silviculture and other forestry activities	S	S	S	S	S	S
A022	Logging	S	S	S	S	S	S
A032	Aquaculture	-	-	-	-	-	-
	Autonomous Region in Muslim Mindanao	-	-	-	-	-	-
A011	Growing of non-perennial crops	-	-	-	-	-	-
A012	Growing of perennial crops	-	-	-	-	-	-
A014	Animal production	S	S	S	S	S	S
A015	Support activities to agriculture and post-harvest crop activities	S	S	S	S	S	S

Table 6.1 Number of Establishments and Capital Expenditures for Directly Imported Tangible Fixed Assets by Type for Agriculture, Forestry and Fishing Establishments by Region and Industry Group: Philippines, 2018

(Values are in thousand PhP, except number of establishments. Details may not add-up to total due to rounding and/or statistical disclosure control.)

Concluded

2009 PSIC Code	Region / Industry Description	Directly Imported Tangible Fixed Assets					
		ICT Machinery and Equipment	Specialized Industrial Machineries	General Industrial Machinery and Equipment	Other Machinery and Equipment	Valuables	Other Tangible Fixed Assets
		(6)	(7)	(8)	(9)	(10)	(11)
A031	Fishing	-	-	-	-	-	-
A032	Aquaculture	-	-	-	-	-	-

Notes: "-" - zero value

S - suppressed

Source: Philippine Statistics Authority, 2018 Census of Philippine Business and Industry

Table 6.2 Number of Establishments and Capital Expenditures for Tangible Fixed Assets by Mode of Acquisition for Agriculture, Forestry and Fishing Establishments by Region and Industry Group: Philippines, 2018

(Values are in thousand pesos, except number of establishments. Details may not add-up to total due to rounding and/or statistical disclosure control.)

2009 PSIC Code	Region / Industry Description	Number of Establish- ments	Capital Expenditures for Tangible Fixed Assets by Mode of Acquisition				
			Total	New Fixed Assets	Major Alterations and Improvements	Land and Used Fixed Assets	Produced on Own Account
		(1)	(2)	(3)	(4)	(5)	(6)
	Philippines	3,285	30,662,752	12,829,737	13,845,587	2,779,785	1,207,644
A011	Growing of non-perennial crops	500	868,352	182,380	26,631	519,093	140,248
A012	Growing of perennial crops	341	2,111,387	1,311,239	304,214	386,548	109,387
A013	Plant propagation	18	9,228	1,660	1,000	3,500	3,068
A014	Animal production	1,593	25,694,292	10,016,673	13,002,981	1,741,359	933,279
A015	Support activities to agriculture and post-harvest crop activities	413	781,845	444,304	263,097	65,720	8,724
A021	Silviculture and other forestry activities	7	4,024	99	-	-	3,925
A022	Logging	S	S	S	S	S	S
A024	Support services to forestry	S	S	S	S	S	S
A031	Fishing	223	974,237	687,338	227,565	58,597	738
A032	Aquaculture	183	218,841	185,499	20,100	4,967	8,275
	National Capital Region	57	1,489,814	1,232,067	105,090	152,657	-
A011	Growing of non-perennial crops	13	-	-	-	-	-
A014	Animal production	19	1,260,763	1,108,106	-	152,657	-
A015	Support activities to agriculture and post-harvest crop activities	7	40,258	39,839	419	-	-
A031	Fishing	10	188,684	84,013	104,670	-	-
A032	Aquaculture	8	109	108	1	-	-
	Cordillera Administrative Region	39	14,870	10,945	-	-	3,925
A011	Growing of non-perennial crops	7	-	-	-	-	-
A012	Growing of perennial crops	S	S	S	S	S	S
A014	Animal production	15	10,945	10,945	-	-	-
A015	Support activities to agriculture and post-harvest crop activities	15	-	-	-	-	-
A021	Silviculture and other forestry activities	S	S	S	S	S	S
	I - Ilocos Region	127	152,190	124,868	4,769	20,410	2,143
A011	Growing of non-perennial crops	18	20,657	140	1,354	17,020	2,143
A012	Growing of perennial crops	S	S	S	S	S	S
A014	Animal production	67	120,001	114,000	2,610	3,390	-
A015	Support activities to agriculture and post-harvest crop activities	14	-	-	-	-	-
A031	Fishing	S	S	S	S	S	S
A032	Aquaculture	14	7,942	7,138	804	-	-
	II - Cagayan Valley	68	419,811	206,738	166,778	44,582	1,712
A011	Growing of non-perennial crops	12	978	-	978	-	-
A013	Plant propagation	S	S	S	S	S	S
A014	Animal production	41	418,833	206,738	165,801	44,582	1,712

Continued

Table 6.2 Number of Establishments and Capital Expenditures for Tangible Fixed Assets by Mode of Acquisition for Agriculture, Forestry and Fishing Establishments by Region and Industry Group: Philippines, 2018

(Values are in thousand PhP, except number of establishments. Details may not add-up to total due to rounding and/or statistical disclosure control.)

Continued

2009 PSIC Code	Region / Industry Description	Number of Establish- ments	Capital Expenditures for Tangible Fixed Assets by Mode of Acquisition				
			Total	New Fixed Assets	Major Alterations and Improvements	Land and Used Fixed Assets	Produced on Own Account
		(1)	(2)	(3)	(4)	(5)	(6)
A015	Support activities to agriculture and post-harvest crop activities	12	-	-	-	-	-
A032	Aquaculture	S	S	S	S	S	S
	III - Central Luzon	586	4,548,303	2,048,860	1,102,429	589,883	807,132
A011	Growing of non-perennial crops	39	100,993	28,974	6329	28,629	37,061
A012	Growing of perennial crops	6	7,153	7,153	-	-	-
A014	Animal production	465	4,240,868	1,882,677	1,075,290	512,830	770,071
A015	Support activities to agriculture and post-harvest crop activities	47	172,159	102,925	20,809	48,424	-
A021	Silviculture and other forestry activities	S	S	S	S	S	S
A022	Logging	S	S	S	S	S	S
A031	Fishing	3	-	-	-	-	-
A032	Aquaculture	24	27,033	27,033	-	-	-
	IVA - CALABARZON	366	1,392,908	381,577	198,649	749,540	63,143
A011	Growing of non-perennial crops	39	142,671	42,544	3,995	41,640	54,492
A012	Growing of perennial crops	S	S	S	S	S	S
A013	Plant propagation	S	S	S	S	S	S
A014	Animal production	250	1,239,357	330,327	192,480	707,900	8,651
A015	Support activities to agriculture and post-harvest crop activities	35	3,359	3,220	139	-	-
A031	Fishing	13	1,588	1,102	486	-	-
A032	Aquaculture	18	1,455	1,274	181	-	-
	MIMAROPA	97	87,009	69,852	6,312	2,368	8,477
A011	Growing of non-perennial crops	5	7,713	7,713	-	-	-
A012	Growing of perennial crops	5	34,619	34,611	9	-	-
A014	Animal production	15	6,329	1,325	2,635	2,368	-
A015	Support activities to agriculture and post-harvest crop activities	22	487	487	-	-	-
A021	Silviculture and other forestry activities	S	S	S	S	S	S
A024	Support services to forestry	S	S	S	S	S	S
A031	Fishing	32	4,256	3,432	622	-	202
A032	Aquaculture	17	33,141	21,820	3,046	-	8,275
	V - Bicol Region	83	426,165	30,065	262,642	36,345	97,114
A011	Growing of non-perennial crops	15	1,125	407	299	232	187
A014	Animal production	48	425,040	29,658	262,343	36,113	96,927
A015	Support activities to agriculture and post-harvest crop activities	11	-	-	-	-	-
A024	Support services to forestry	S	S	S	S	S	S

Table 6.2 Number of Establishments and Capital Expenditures for Tangible Fixed Assets by Mode of Acquisition for Agriculture, Forestry and Fishing Establishments by Region and Industry Group: Philippines, 2018

(Values are in thousand PhP, except number of establishments. Details may not add-up to total due to rounding and/or statistical disclosure control.)

Continued

2009 PSIC Code	Region / Industry Description	Number of Establish- ments	Capital Expenditures for Tangible Fixed Assets by Mode of Acquisition				
			Total	New Fixed Assets	Major Alterations and Improvements	Land and Used Fixed Assets	Produced on Own Account
		(1)	(2)	(3)	(4)	(5)	(6)
A031	Fishing	6	-	-	-	-	-
A032	Aquaculture	S	S	S	S	S	S
VI - Western Visayas		360	307,592	177,525	85,101	40,943	4,024
A011	Growing of non-perennial crops	192	109,837	63,039	11,668	34,175	956
A012	Growing of perennial crops	12	1,083	239	490	355	-
A013	Plant propagation	S	S	S	S	S	S
A014	Animal production	97	84,760	36,741	45,107	2,912	-
A015	Support activities to agriculture and post-harvest crop activities	23	3,660	2823	837	-	-
A024	Support services to forestry	3	80	80	-	-	-
A031	Fishing	22	87,604	61,604	26,000	-	-
A032	Aquaculture	11	11,349	11,349	-	-	-
VII - Central Visayas		242	924,025	285,148	66,227	571,416	1,233
A011	Growing of non-perennial crops	71	338,468	704	-	337,764	-
A012	Growing of perennial crops	S	S	S	S	S	S
A013	Plant propagation	S	S	S	S	S	S
A014	Animal production	108	236,795	55,807	31,151	149,023	814
A015	Support activities to agriculture and post-harvest crop activities	13	242,422	201953	31372	9,098	-
A031	Fishing	18	34,650	1,920	1,989	30,322	419
A032	Aquaculture	25	26,376	24,661	1,716	-	-
VIII - Eastern Visayas		126	31,051	13,195	431	17,384	40
A011	Growing of non-perennial crops	17	607	607	-	-	-
A012	Growing of perennial crops	6	-	-	-	-	-
A014	Animal production	78	27,742	10,358	-	17,384	-
A015	Support activities to agriculture and post-harvest crop activities	11	2,536	2,096	400	-	40
A021	Silviculture and other forestry activities	S	S	S	S	S	S
A031	Fishing	S	S	S	S	S	S
A032	Aquaculture	8	-	-	-	-	-
IX - Zamboanga Peninsula		95	167,255	74,551	74,564	8,983	9,157
A012	Growing of perennial crops	13	8,861	-	478	8,383	-
A013	Plant propagation	S	S	S	S	S	S
A014	Animal production	41	62,346	53,189	-	-	9,157
A031	Fishing	38	96,048	21,361	74,087	600	-
A032	Aquaculture	S	S	S	S	S	S
X - Northern Mindanao		336	807,982	442,349	305,513	53,634	6,486
A011	Growing of non-perennial crops	17	23,853	2,346	229	21,277	-
A012	Growing of perennial crops	31	302,659	252,813	48,552	1,293	-

Table 6.2 Number of Establishments and Capital Expenditures for Tangible Fixed Assets by Mode of Acquisition for Agriculture, Forestry and Fishing Establishments by Region and Industry Group: Philippines, 2018

(Values are in thousand PhP, except number of establishments. Details may not add-up to total due to rounding and/or statistical disclosure control.)

Continued

2009 PSIC Code	Region / Industry Description	Number of Establish- ments	Capital Expenditures for Tangible Fixed Assets by Mode of Acquisition				
			Total	New Fixed Assets	Major Alterations and Improvements	Land and Used Fixed Assets	Produced on Own Account
		(1)	(2)	(3)	(4)	(5)	(6)
A013	Plant propagation	S	S	S	S	S	S
A014	Animal production	173	86,001	4,350	56,033	21,230	4,389
A015	Support activities to agriculture and post-harvest crop activities	95	291,627	80,814	200,699	8,017	2,097
A021	Silviculture and other forestry activities	S	S	S	S	S	S
A031	Fishing	4	18,258	16,440	-	1,818	-
A032	Aquaculture	13	85,585	85,585	-	-	-
	XI - Davao Region	370	14,097,083	2,458,220	11,328,060	125,533	185,270
A011	Growing of non-perennial crops	8	102,079	25,419	1	33,652	43,007
A012	Growing of perennial crops	179	1,140,758	737,527	210,141	86,473	106,616
A013	Plant propagation	S	S	S	S	S	S
A014	Animal production	114	12,849,563	1,691,050	11,117,524	5,343	35,646
A015	Support activities to agriculture and post-harvest crop activities	44	4,292	3,834	393	64	-
A024	Support services to forestry	S	S	S	S	S	S
A031	Fishing	11	-	-	-	-	-
A032	Aquaculture	11	380	380	-	-	-
	XII - SOCCSKSARGEN	185	5,310,312	5,048,227	121,320	128,175	12,591
A011	Growing of non-perennial crops	8	466	267	-	-	199
A012	Growing of perennial crops	37	135,630	71,095	40,307	24,228	-
A013	Plant propagation	4	-	-	-	-	-
A014	Animal production	52	4,616,281	4,481,401	45,557	83,411	5,912
A015	Support activities to agriculture and post-harvest crop activities	42	13,431	5,241	1,711	-	6,480
A031	Fishing	30	525,498	490,223	19,540	15,735	-
A032	Aquaculture	11	19,005	-	14,205	4,800	-
	XIII - Caraga	58	33,270	13,990	8,833	8,274	2,172
A011	Growing of non-perennial crops	4	17,083	10,000	1,000	4,018	2,065
A012	Growing of perennial crops	20	4,929	2,917	-	2,012	-
A013	Plant propagation	3	-	-	-	-	-
A014	Animal production	8	8,492	-	6,325	2,167	-
A015	Support activities to agriculture and post-harvest crop activities	15	2,766	1,073	1,508	77	107
A021	Silviculture and other forestry activities	S	S	S	S	S	S
A022	Logging	S	S	S	S	S	S
A032	Aquaculture	5	-	-	-	-	-
	Autonomous Region in Muslim Mindanao	88	453,112	211,559	8,868	229,659	3,025
A011	Growing of non-perennial crops	36	1,824	221	778	687	137
A012	Growing of perennial crops	14	425,901	201,670	2,869	218,592	2,771
A014	Animal production	S	S	S	S	S	S

Table 6.2 Number of Establishments and Capital Expenditures for Tangible Fixed Assets by Mode of Acquisition for Agriculture, Forestry and Fishing Establishments by Region and Industry Group: Philippines, 2018*(Values are in thousand PhP, except number of establishments. Details may not add-up to total due to rounding and/or statistical disclosure control.)**Concluded*

2009 PSIC Code	Region / Industry Description	Number of Establish- ments	Capital Expenditures for Tangible Fixed Assets by Mode of Acquisition				
			Total	New Fixed Assets	Major Alterations and Improvements	Land and Used Fixed Assets	Produced on Own Account
		(1)	(2)	(3)	(4)	(5)	(6)
A015	Support activities to agriculture and post-harvest crop activities	S	S	S	S	S	S
A031	Fishing	19	13,897	3,518	140	10,122	116
A032	Aquaculture	11	6,465	6,150	147	167	-

Notes: "-" - zero value

S - suppressed

Source: Philippine Statistics Authority, 2018 Census of Philippine Business and Industry

Table 7 Number of Establishments and Capital Expenditures for Intangible Assets by Type for Agriculture, Forestry and Fishing Establishments by Region and Industry Group: Philippines, 2018

(Values are in thousand PhP, except number of establishments. Details may not add-up to total due to rounding and/or statistical disclosure control.)

2009 PSIC Code	Region / Industry Description	Number of Establishments	Capital Expenditures for Intangible Assets		
			Total	Intangible Non- Produced Assets	Computer Software and Databases
		(1)	(2)	(3)	(4)
	Philippines	3,285	102,565	9,778	3,157
A011	Growing of non-perennial crops	500	84,868	-	-
A012	Growing of perennial crops	341	1,056	-	1,056
A013	Plant propagation	18	-	-	-
A014	Animal production	1,593	14,404	8,328	2,045
A015	Support activities to agriculture and post-harvest crop activities	413	-	-	-
A021	Silviculture and other forestry activities	7	-	-	-
A022	Logging	S	S	S	S
A024	Support services to forestry	S	S	S	S
A031	Fishing	223	206	150	56
A032	Aquaculture	183	2,030	1,300	-
	National Capital Region	57	-	-	-
A011	Growing of non-perennial crops	13	-	-	-
A014	Animal production	19	-	-	-
A015	Support activities to agriculture and post-harvest crop activities	7	-	-	-
A031	Fishing	10	-	-	-
A032	Aquaculture	8	-	-	-
	Cordillera Administrative Region	39	2,738	2,738	-
A011	Growing of non-perennial crops	7	-	-	-
A012	Growing of perennial crops	S	S	S	S
A014	Animal production	15	2,738	2,738	-
A015	Support activities to agriculture and post-harvest crop activities	15	-	-	-
A021	Silviculture and other forestry activities	S	S	S	S
	I - Ilocos Region	127	3,130	2,400	-
A011	Growing of non-perennial crops	18	-	-	-
A012	Growing of perennial crops	S	S	S	S
A014	Animal production	67	1,100	1,100	-
A015	Support activities to agriculture and post-harvest crop activities	14	-	-	-
A031	Fishing	S	S	S	S
A032	Aquaculture	14	2,030	1,300	-
	II - Cagayan Valley	68	1,845	-	-
A011	Growing of non-perennial crops	12	-	-	-
A013	Plant propagation	S	S	S	S
A014	Animal production	41	1,845	-	-
A015	Support activities to agriculture and post-harvest crop activities	12	-	-	-
A032	Aquaculture	S	S	S	S

Continued

Table 7 Number of Establishments and Capital Expenditures for Intangible Assets by Type for Agriculture, Forestry and Fishing Establishments by Region and Industry Group: Philippines, 2018

(Values are in thousand PhP, except number of establishments. Details may not add-up to total due to rounding and/or statistical disclosure control.)

Continued

2009 PSIC Code	Region / Industry Description	Number of Establishments	Capital Expenditures for Intangible Assets		
			Total	Intangible Non- Produced Assets	Computer Software and Databases
		(1)	(2)	(3)	(4)
	III - Central Luzon	586	27,647	3,827	333
A011	Growing of non-perennial crops	39	21,300	-	-
A012	Growing of perennial crops	6	333	-	333
A014	Animal production	465	6,014	3,827	-
A015	Support activities to agriculture and post-harvest crop activities	47	-	-	-
A021	Silviculture and other forestry activities	S	S	S	S
A022	Logging	S	S	S	S
A031	Fishing	3	-	-	-
A032	Aquaculture	24	-	-	-
	IVA - CALABARZON	366	32,486	629	1,091
A011	Growing of non-perennial crops	39	30,766	-	-
A012	Growing of perennial crops	S	S	S	S
A013	Plant propagation	S	S	S	S
A014	Animal production	250	1,720	629	1,091
A015	Support activities to agriculture and post-harvest crop activities	35	-	-	-
A031	Fishing	13	-	-	-
A032	Aquaculture	18	-	-	-
	MIMAROPA	97	500	-	500
A011	Growing of non-perennial crops	5	-	-	-
A012	Growing of perennial crops	5	-	-	-
A014	Animal production	15	500	-	500
A015	Support activities to agriculture and post-harvest crop activities	22	-	-	-
A021	Silviculture and other forestry activities	S	S	S	S
A024	Support services to forestry	S	S	S	S
A031	Fishing	32	-	-	-
A032	Aquaculture	17	-	-	-
	V - Bicol Region	83	-	-	-
A011	Growing of non-perennial crops	15	-	-	-
A014	Animal production	48	-	-	-
A015	Support activities to agriculture and post-harvest crop activities	11	-	-	-
A024	Support services to forestry	S	S	S	S
A031	Fishing	6	-	-	-
A032	Aquaculture	S	S	S	S
	VI - Western Visayas	360	-	-	-
A011	Growing of non-perennial crops	192	-	-	-
A012	Growing of perennial crops	12	-	-	-
A013	Plant propagation	S	S	S	S
A014	Animal production	97	-	-	-

Table 7 Number of Establishments and Capital Expenditures for Intangible Assets by Type for Agriculture, Forestry and Fishing Establishments by Region and Industry Group: Philippines, 2018

(Values are in thousand PhP, except number of establishments. Details may not add-up to total due to rounding and/or statistical disclosure control.)

Continued

2009 PSIC Code	Region / Industry Description	Number of Establishments	Capital Expenditures for Intangible Assets		
			Total	Intangible Non- Produced Assets	Computer Software and Databases
		(1)	(2)	(3)	(4)
A015	Support activities to agriculture and post-harvest crop activities	23	-	-	-
A024	Support services to forestry	S	S	S	S
A031	Fishing	22	-	-	-
A032	Aquaculture	11	-	-	-
	VII - Central Visayas	242	-	-	-
A011	Growing of non-perennial crops	71	-	-	-
A012	Growing of perennial crops	S	S	S	S
A013	Plant propagation	S	S	S	S
A014	Animal production	108	-	-	-
A015	Support activities to agriculture and post-harvest crop activities	13	-	-	-
A031	Fishing	18	-	-	-
A032	Aquaculture	25	-	-	-
	VIII - Eastern Visayas	126	206	150	56
A011	Growing of non-perennial crops	17	-	-	-
A012	Growing of perennial crops	6	-	-	-
A014	Animal production	78	-	-	-
A015	Support activities to agriculture and post-harvest crop activities	11	-	-	-
A021	Silviculture and other forestry activities	S	S	S	S
A031	Fishing	S	S	S	S
A032	Aquaculture	8	-	-	-
	IX - Zamboanga Peninsula	95	-	-	-
A012	Growing of perennial crops	13	-	-	-
A013	Plant propagation	S	S	S	S
A014	Animal production	41	-	-	-
A031	Fishing	38	-	-	-
A032	Aquaculture	S	S	S	S
	X - Northern Mindanao	336	488	34	454
A011	Growing of non-perennial crops	17	-	-	-
A012	Growing of perennial crops	31	-	-	-
A013	Plant propagation	S	S	S	S
A014	Animal production	173	488	34	454
A015	Support activities to agriculture and post-harvest crop activities	95	-	-	-
A021	Silviculture and other forestry activities	S	S	S	S
A031	Fishing	4	-	-	-
A032	Aquaculture	13	-	-	-
	XI - Davao Region	370	25,760	-	724
A011	Growing of non-perennial crops	8	25,037	-	-
A012	Growing of perennial crops	179	724	-	724

Table 7 Number of Establishments and Capital Expenditures for Intangible Assets by Type for Agriculture, Forestry and Fishing Establishments by Region and Industry Group: Philippines, 2018

(Values are in thousand PhP, except number of establishments. Details may not add-up to total due to rounding and/or statistical disclosure control.)

Continued

2009 PSIC Code	Region / Industry Description	Number of Establishments	Capital Expenditures for Intangible Assets		
			Total	Intangible Non- Produced Assets	Computer Software and Databases
		(1)	(2)	(3)	(4)
A013	Plant propagation	S	S	S	S
A014	Animal production	114	-	-	-
A015	Support activities to agriculture and post-harvest crop activities	44	-	-	-
A024	Support services to forestry	S	S	S	S
A031	Fishing	11	-	-	-
A032	Aquaculture	11	-	-	-
	XII - SOCCSKSARGEN	185	7,765	-	-
A011	Growing of non-perennial crops	8	7,765	-	-
A012	Growing of perennial crops	37	-	-	-
A013	Plant propagation	4	-	-	-
A014	Animal production	52	-	-	-
A015	Support activities to agriculture and post-harvest crop activities	42	-	-	-
A031	Fishing	30	-	-	-
A032	Aquaculture	11	-	-	-
	XIII - Caraga	58	-	-	-
A011	Growing of non-perennial crops	4	-	-	-
A012	Growing of perennial crops	20	-	-	-
A013	Plant propagation	3	-	-	-
A014	Animal production	8	-	-	-
A015	Support activities to agriculture and post-harvest crop activities	15	-	-	-
A021	Silviculture and other forestry activities	S	S	S	S
A022	Logging	S	S	S	S
A032	Aquaculture	5	-	-	-
	Autonomous Region in Muslim Mindanao	88	-	-	-
A011	Growing of non-perennial crops	36	-	-	-
A012	Growing of perennial crops	14	-	-	-
A014	Animal production	S	S	S	S
A015	Support activities to agriculture and post-harvest crop activities	S	S	S	S
A031	Fishing	19	-	-	-
A032	Aquaculture	11	-	-	-

Table 7 Number of Establishments and Capital Expenditures for Intangible Assets by Type for Agriculture, Forestry and Fishing Establishments by Region and Industry Group: Philippines, 2018

(Values are in thousand PhP, except number of establishments. Details may not add-up to total due to rounding and/or statistical disclosure control.)

Continued

2009 PSIC Code	Region / Industry Description	Capital Expenditures for Intangible Assets		
		Entertainment, Literary and Artistics Originals	Research and Development	Other Intangible Assets
		(5)	(6)	(7)
	Philippines	2,187	85,268	2,175
A011	Growing of non-perennial crops	-	84,868	-
A012	Growing of perennial crops	-	-	-
A013	Plant propagation	-	-	-
A014	Animal production	2,187	-	1,845
A015	Support activities to agriculture and post-harvest crop activities	-	-	-
A021	Silviculture and other forestry activities	-	-	-
A022	Logging	S	S	S
A024	Support services to forestry	S	S	S
A031	Fishing	-	-	-
A032	Aquaculture	-	400	330
	National Capital Region	-	-	-
A011	Growing of non-perennial crops	-	-	-
A014	Animal production	-	-	-
A015	Support activities to agriculture and post-harvest crop activities	-	-	-
A031	Fishing	-	-	-
A032	Aquaculture	-	-	-
	Cordillera Administrative Region	-	-	-
A011	Growing of non-perennial crops	-	-	-
A012	Growing of perennial crops	S	S	S
A014	Animal production	-	-	-
A015	Support activities to agriculture and post-harvest crop activities	-	-	-
A021	Silviculture and other forestry activities	S	S	S
	I - Ilocos Region	-	400	330
A011	Growing of non-perennial crops	-	-	-
A012	Growing of perennial crops	S	S	S
A014	Animal production	-	-	-
A015	Support activities to agriculture and post-harvest crop activities	-	-	-
A031	Fishing	S	S	S
A032	Aquaculture	-	400	330
	II - Cagayan Valley	-	-	1,845
A011	Growing of non-perennial crops	-	-	-
A013	Plant propagation	S	S	S
A014	Animal production	-	-	1,845
A015	Support activities to agriculture and post-harvest crop activities	-	-	-
A032	Aquaculture	S	S	S

Table 7 Number of Establishments and Capital Expenditures for Intangible Assets by Type for Agriculture, Forestry and Fishing Establishments by Region and Industry Group: Philippines, 2018

(Values are in thousand PhP, except number of establishments. Details may not add-up to total due to rounding and/or statistical disclosure control.)

Continued

2009 PSIC Code	Region / Industry Description	Capital Expenditures for Intangible Assets		
		Entertainment, Literary and Artistics Originals	Research and Development	Other Intangible Assets
		(5)	(6)	(7)
	III - Central Luzon	2,187	21,300	-
A011	Growing of non-perennial crops	-	21,300	-
A012	Growing of perennial crops	-	-	-
A014	Animal production	2,187	-	-
A015	Support activities to agriculture and post-harvest crop activities	-	-	-
A021	Silviculture and other forestry activities	S	S	S
A022	Logging	S	S	S
A031	Fishing	-	-	-
A032	Aquaculture	-	-	-
	IVA - CALABARZON	-	30,766	-
A011	Growing of non-perennial crops	-	30,766	-
A012	Growing of perennial crops	S	S	S
A013	Plant propagation	S	S	S
A014	Animal production	-	-	-
A015	Support activities to agriculture and post-harvest crop activities	-	-	-
A031	Fishing	-	-	-
A032	Aquaculture	-	-	-
	MIMAROPA	-	-	-
A011	Growing of non-perennial crops	-	-	-
A012	Growing of perennial crops	-	-	-
A014	Animal production	-	-	-
A015	Support activities to agriculture and post-harvest crop activities	-	-	-
A021	Silviculture and other forestry activities	S	S	S
A024	Support services to forestry	S	S	S
A031	Fishing	-	-	-
A032	Aquaculture	-	-	-
	V - Bicol	-	-	-
A011	Growing of non-perennial crops	-	-	-
A014	Animal production	-	-	-
A015	Support activities to agriculture and post-harvest crop activities	-	-	-
A024	Support services to forestry	S	S	S
A031	Fishing	-	-	-
A032	Aquaculture	S	S	S
	VI - Western Visayas	-	-	-
A011	Growing of non-perennial crops	-	-	-
A012	Growing of perennial crops	-	-	-
A013	Plant propagation	S	S	S
A014	Animal production	-	-	-

Table 7 Number of Establishments and Capital Expenditures for Intangible Assets by Type for Agriculture, Forestry and Fishing Establishments by Region and Industry Group: Philippines, 2018

(Values are in thousand PhP, except number of establishments. Details may not add-up to total due to rounding and/or statistical disclosure control.)

Continued

2009 PSIC Code	Region / Industry Description	Capital Expenditures for Intangible Assets		
		Entertainment, Literary and Artistics Originals	Research and Development	Other Intangible Assets
		(5)	(6)	(7)
A015	Support activities to agriculture and post-harvest crop activities	-	-	-
A024	Support services to forestry	S	S	S
A031	Fishing	-	-	-
A032	Aquaculture	-	-	-
	VII - Central Visayas	-	-	-
A011	Growing of non-perennial crops	-	-	-
A012	Growing of perennial crops	S	S	S
A013	Plant propagation	S	S	S
A014	Animal production	-	-	-
A015	Support activities to agriculture and post-harvest crop activities	-	-	-
A031	Fishing	-	-	-
A032	Aquaculture	-	-	-
	VIII - Eastern Visayas	-	-	-
A011	Growing of non-perennial crops	-	-	-
A012	Growing of perennial crops	-	-	-
A014	Animal production	-	-	-
A015	Support activities to agriculture and post-harvest crop activities	-	-	-
A021	Silviculture and other forestry activities	S	S	S
A031	Fishing	S	S	S
A032	Aquaculture	-	-	-
	IX - Zamboanga Peninsula	-	-	-
A012	Growing of perennial crops	-	-	-
A013	Plant propagation	S	S	S
A014	Animal production	-	-	-
A031	Fishing	-	-	-
A032	Aquaculture	S	S	S
	X - Northern Mindanao	-	-	-
A011	Growing of non-perennial crops	-	-	-
A012	Growing of perennial crops	-	-	-
A013	Plant propagation	S	S	S
A014	Animal production	-	-	-
A015	Support activities to agriculture and post-harvest crop activities	-	-	-
A021	Silviculture and other forestry activities	S	S	S
A031	Fishing	-	-	-
A032	Aquaculture	-	-	-
	XI - Davao	-	25,037	-
A011	Growing of non-perennial crops	-	25,037	-
A012	Growing of perennial crops	-	-	-

Table 7 Number of Establishments and Capital Expenditures for Intangible Assets by Type for Agriculture, Forestry and Fishing Establishments by Region and Industry Group: Philippines, 2018

(Values are in thousand PhP, except number of establishments. Details may not add-up to total due to rounding and/or statistical disclosure control.)

Concluded

2009 PSIC Code	Region / Industry Description	Capital Expenditures for Intangible Assets		
		Entertainment, Literary and Artistics Originals	Research and Development	Other Intangible Assets
		(5)	(6)	(7)
A013	Plant propagation	S	S	S
A014	Animal production	-	-	-
A015	Support activities to agriculture and post-harvest crop activities	-	-	-
A024	Support services to forestry	S	S	S
A031	Fishing	-	-	-
A032	Aquaculture	-	-	-
	XII - SOCCSKSARGEN	-	7,765	-
A011	Growing of non-perennial crops	-	7,765	-
A012	Growing of perennial crops	-	-	-
A013	Plant propagation	-	-	-
A014	Animal production	-	-	-
A015	Support activities to agriculture and post-harvest crop activities	-	-	-
A031	Fishing	-	-	-
A032	Aquaculture	-	-	-
	XIII - Caraga	-	-	-
A011	Growing of non-perennial crops	-	-	-
A012	Growing of perennial crops	-	-	-
A013	Plant propagation	-	-	-
A014	Animal production	-	-	-
A015	Support activities to agriculture and post-harvest crop activities	-	-	-
A021	Silviculture and other forestry activities	S	S	S
A022	Logging	S	S	S
A032	Aquaculture	-	-	-
	Autonomous Region in Muslim Mindanao	-	-	-
A011	Growing of non-perennial crops	-	-	-
A012	Growing of perennial crops	-	-	-
A014	Animal production	S	S	S
A015	Support activities to agriculture and post-harvest crop activities	S	S	S
A031	Fishing	-	-	-
A032	Aquaculture	-	-	-

Notes: "-" - zero value

S - suppressed

Source: Philippine Statistics Authority, 2018 Census of Philippine Business and Industry

Table 8 Number of Establishments and Gross Addition to Tangible Fixed Assets by Type for Agriculture, Forestry and Fishing Establishments by Region and Industry Group: Philippines, 2018

(Values are in thousand PhP, except number of establishments. Details may not add-up to total due to rounding and/or statistical disclosure control.)

2009 PSIC Code	Region / Industry Description	Number of Establishments	Gross Addition to Tangible Fixed Assets	Capital Expenditures for Tangible Fixed Assets	Sale of Tangible Fixed Assets
		(1)	(2)	(3)	(4)
	Philippines	3,285	30,498,071	30,662,752	164,682
A011	Growing of non-perennial crops	500	854,750	868,352	13,603
A012	Growing of perennial crops	341	2,096,574	2,111,387	14,813
A013	Plant propagation	18	9,228	9,228	-
A014	Animal production	1,593	25,681,145	25,694,292	13,147
A015	Support activities to agriculture and post-harvest crop activities	413	781,845	781,845	-
A021	Silviculture and other forestry activities	7	4,024	4,024	-
A022	Logging	S	S	S	S
A024	Support services to forestry	S	S	S	S
A031	Fishing	223	863,490	974,237	110,747
A032	Aquaculture	183	206,492	218,841	12,349
	National Capital Region	57	1,489,814	1,489,814	-
A011	Growing of non-perennial crops	13	-	-	-
A014	Animal production	19	1,260,763	1,260,763	-
A015	Support activities to agriculture and post-harvest crop activities	7	40,258	40,258	-
A031	Fishing	10	188,684	188,684	-
A032	Aquaculture	8	109	109	-
	Cordillera Administrative Region	39	14,870	14,870	-
A011	Growing of non-perennial crops	7	-	-	-
A012	Growing of perennial crops	S	S	S	S
A014	Animal production	15	10,945	10,945	-
A015	Support activities to agriculture and post-harvest crop activities	15	-	-	-
A021	Silviculture and other forestry activities	S	S	S	S
	I - Ilocos Region	127	151,678	152,190	512
A011	Growing of non-perennial crops	18	20,145	20,657	512
A012	Growing of perennial crops	S	S	S	S
A014	Animal production	67	120,001	120,001	-
A015	Support activities to agriculture and post-harvest crop activities	14	-	-	-
A031	Fishing	S	S	S	S
A032	Aquaculture	14	7,942	7,942	-
	II - Cagayan Valley	68	419,811	419,811	-
A011	Growing of non-perennial crops	12	978	978	-
A013	Plant propagation	S	S	S	S
A014	Animal production	41	418,833	418,833	-
A015	Support activities to agriculture and post-harvest crop activities	12	-	-	-
A032	Aquaculture	S	S	S	S

Continued

Table 8 Number of Establishments and Gross Addition to Tangible Fixed Assets by Type for Agriculture, Forestry and Fishing Establishments by Region and Industry Group: Philippines, 2018

(Values are in thousand PhP, except number of establishments. Details may not add-up to total due to rounding and/or statistical disclosure control.)

Continued

2009 PSIC Code	Region / Industry Description	Number of Establishments	Gross Addition to Tangible Fixed Assets	Capital Expenditures for Tangible Fixed Assets	Sale of Tangible Fixed Assets
		(1)	(2)	(3)	(4)
	III - Central Luzon	586	4,541,701	4,548,303	6,602
A011	Growing of non-perennial crops	39	96,570	100,993	4,422
A012	Growing of perennial crops	6	6,896	7,153	257
A014	Animal production	465	4,239,017	4,240,868	1,851
A015	Support activities to agriculture and post-harvest crop activities	47	172,159	172,159	-
A021	Silviculture and other forestry activities	S	S	S	S
A022	Logging	S	S	S	S
A031	Fishing	3	-	-	-
A032	Aquaculture	24	26,961	27,033	71
	IVA - CALABARZON	366	1,379,139	1,392,908	13,770
A011	Growing of non-perennial crops	39	140,052	142,671	2,619
A012	Growing of perennial crops	S	S	S	S
A013	Plant propagation	S	S	S	S
A014	Animal production	250	1,228,206	1,239,357	11,151
A015	Support activities to agriculture and post-harvest crop activities	35	3,359	3,359	-
A031	Fishing	13	1,588	1,588	-
A032	Aquaculture	18	1,455	1,455	-
	MIMAROPA	97	86,111	87,009	898
A011	Growing of non-perennial crops	5	7,713	7,713	-
A012	Growing of perennial crops	5	34,619	34,619	-
A014	Animal production	15	6,329	6,329	-
A015	Support activities to agriculture and post-harvest crop activities	22	487	487	-
A021	Silviculture and other forestry activities	S	S	S	S
A024	Support services to forestry	S	S	S	S
A031	Fishing	32	3,380	4,256	876
A032	Aquaculture	17	33,141	33,141	-
	V - Bicol	83	426,165	426,165	-
A011	Growing of non-perennial crops	15	1,125	1,125	-
A014	Animal production	48	425,040	425,040	-
A015	Support activities to agriculture and post-harvest crop activities	11	-	-	-
A024	Support services to forestry	S	S	S	S
A031	Fishing	6	-	-	-
A032	Aquaculture	S	S	S	S
	VI - Western Visayas	360	294,745	307,592	12,847
A011	Growing of non-perennial crops	192	109,226	109,837	612
A012	Growing of perennial crops	12	1,083	1,083	-
A013	Plant propagation	S	S	S	S
A014	Animal production	97	84,760	84,760	-

Table 8 Number of Establishments and Gross Addition to Tangible Fixed Assets by Type for Agriculture, Forestry and Fishing Establishments by Region and Industry Group: Philippines, 2018

(Values are in thousand PhP, except number of establishments. Details may not add-up to total due to rounding and/or statistical disclosure control.)

Continued

2009 PSIC Code	Region / Industry Description	Number of Establishments	Gross Addition to Tangible Fixed Assets	Capital Expenditures for Tangible Fixed Assets	Sale of Tangible Fixed Assets
		(1)	(2)	(3)	(4)
A015	Support activities to agriculture and post-harvest crop activities	23	3,660	3,660	-
A024	Support services to forestry	S	S	S	S
A031	Fishing	22	87,604	87,604	-
A032	Aquaculture	11	-887	11,349	12,236
	VII - Central Visayas	242	923,837	924,025	187
A011	Growing of non-perennial crops	71	338,468	338,468	-
A012	Growing of perennial crops	S	S	S	S
A013	Plant propagation	S	S	S	S
A014	Animal production	108	236,650	236,795	145
A015	Support activities to agriculture and post-harvest crop activities	13	242,422	242,422	-
A031	Fishing	18	34,650	34,650	-
A032	Aquaculture	25	26,334	26,376	42
	VIII - Eastern Visayas	126	31,051	31,051	-
A011	Growing of non-perennial crops	17	607	607	-
A012	Growing of perennial crops	6	-	-	-
A014	Animal production	78	27,742	27,742	-
A015	Support activities to agriculture and post-harvest crop activities	11	2,536	2,536	-
A021	Silviculture and other forestry activities	S	S	S	S
A031	Fishing	S	S	S	S
A032	Aquaculture	8	-	-	-
	IX - Zamboanga Peninsula	95	167,255	167,255	-
A012	Growing of perennial crops	13	8,861	8,861	-
A013	Plant propagation	S	S	S	S
A014	Animal production	41	62,346	62,346	-
A031	Fishing	38	96,048	96,048	-
A032	Aquaculture	S	S	S	S
	X - Northern Mindanao	336	806,749	807,982	1,233
A011	Growing of non-perennial crops	17	23,853	23,853	-
A012	Growing of perennial crops	31	301,426	302,659	1,233
A013	Plant propagation	S	S	S	S
A014	Animal production	173	86,001	86,001	-
A015	Support activities to agriculture and post-harvest crop activities	95	291,627	291,627	-
A021	Silviculture and other forestry activities	S	S	S	S
A031	Fishing	4	18,258	18,258	-
A032	Aquaculture	13	85,585	85,585	-
	XI - Davao Region	370	14,080,740	14,097,083	16,343
A011	Growing of non-perennial crops	8	97,694	102,079	4,385
A012	Growing of perennial crops	179	1,128,800	1,140,758	11,958

Table 8 Number of Establishments and Gross Addition to Tangible Fixed Assets by Type for Agriculture, Forestry and Fishing Establishments by Region and Industry Group: Philippines, 2018

(Values are in thousand PhP, except number of establishments. Details may not add-up to total due to rounding and/or statistical disclosure control.)

Concluded

2009 PSIC Code	Region / Industry Description	Number of Establishments	Gross Addition to Tangible Fixed Assets	Capital Expenditures for Tangible Fixed Assets	Sale of Tangible Fixed Assets
		(1)	(2)	(3)	(4)
A013	Plant propagation	S	S	S	S
A014	Animal production	114	12,849,563	12,849,563	-
A015	Support activities to agriculture and post-harvest crop activities	44	4,292	4,292	-
A024	Support services to forestry	S	S	S	S
A031	Fishing	11	-	-	-
A032	Aquaculture	11	380	380	-
	XII - SOCCSKSARGEN	185	5,198,340	5,310,312	111,972
A011	Growing of non-perennial crops	8	-587	466	1,053
A012	Growing of perennial crops	37	134,583	135,630	1,047
A013	Plant propagation	4	-	-	-
A014	Animal production	52	4,616,281	4,616,281	-
A015	Support activities to agriculture and post-harvest crop activities	42	13,431	13,431	-
A031	Fishing	30	415,626	525,498	109,872
A032	Aquaculture	11	19,005	19,005	-
	XIII - Caraga	58	33,270	33,270	-
A011	Growing of non-perennial crops	4	17,083	17,083	-
A012	Growing of perennial crops	20	4,929	4,929	-
A013	Plant propagation	3	-	-	-
A014	Animal production	8	8,492	8,492	-
A015	Support activities to agriculture and post-harvest crop activities	15	2,766	2,766	-
A021	Silviculture and other forestry activities	S	S	S	S
A022	Logging	S	S	S	S
A032	Aquaculture	5	-	-	-
	Autonomous Region in Muslim Mindanao	88	452,794	453,112	318
A011	Growing of non-perennial crops	36	1,824	1,824	-
A012	Growing of perennial crops	14	425,584	425,901	318
A014	Animal production	S	S	S	S
A015	Support activities to agriculture and post-harvest crop activities	S	S	S	S
A031	Fishing	19	13,897	13,897	-
A032	Aquaculture	11	6,465	6,465	-

Notes: "-" - zero value

S - suppressed

Source: Philippine Statistics Authority, 2018 Census of Philippine Business and Industry

Table 8.1 Number of Establishments and Sale of Tangible Fixed Assets by Type for Agriculture, Forestry and Fishing Establishments by Region and Industry Group: Philippines, 2018

(Values are in thousand PhP, except number of establishments. Details may not add-up to total due to rounding and/or statistical disclosure control.)

2009 PSIC Code	Region / Industry Description	Number of Establishments	Sale of Tangible Fixed Assets			
			Total	Land	Aqua Farm	Buildings, Other Structures and Land Improvements
		(1)	(2)	(3)	(4)	(5)
	Philippines	3,285	164,682	6,787	-	204
A011	Growing of non-perennial crops	500	13,603	-	-	204
A012	Growing of perennial crops	341	14,813	3,447	-	-
A013	Plant propagation	18	-	-	-	-
A014	Animal production	1,593	13,147	-	-	-
A015	Support activities to agriculture and post-harvest crop activities	413	-	-	-	-
A021	Silviculture and other forestry activities	7	-	-	-	-
A022	Logging	S	S	S	S	S
A024	Support services to forestry	6	23	-	-	-
A031	Fishing	223	110,747	682	-	-
A032	Aquaculture	183	12,349	2,657	-	-
	National Capital Region	57	-	-	-	-
A011	Growing of non-perennial crops	13	-	-	-	-
A014	Animal production	19	-	-	-	-
A015	Support activities to agriculture and post-harvest crop activities	7	-	-	-	-
A031	Fishing	10	-	-	-	-
A032	Aquaculture	8	-	-	-	-
	Cordillera Administrative Region	39	-	-	-	-
A011	Growing of non-perennial crops	7	-	-	-	-
A012	Growing of perennial crops	S	S	S	S	S
A014	Animal production	15	-	-	-	-
A015	Support activities to agriculture and post-harvest crop activities	15	-	-	-	-
A021	Silviculture and other forestry activities	S	S	S	S	S
	I - Ilocos Region	127	512	-	-	204
A011	Growing of non-perennial crops	18	512	-	-	204
A012	Growing of perennial crops	S	S	S	S	S
A014	Animal production	67	-	-	-	-
A015	Support activities to agriculture and post-harvest crop activities	14	-	-	-	-
A031	Fishing	S	S	S	S	S
A032	Aquaculture	14	-	-	-	-
	II - Cagayan Valley	68	-	-	-	-
A011	Growing of non-perennial crops	12	-	-	-	-
A013	Plant propagation	S	S	S	S	S
A014	Animal production	41	-	-	-	-
A015	Support activities to agriculture and post-harvest crop activities	12	-	-	-	-

Continued

Table 8.1 Number of Establishments and Sale of Tangible Fixed Assets by Type for Agriculture, Forestry and Fishing Establishments by Region and Industry Group: Philippines, 2018

(Values are in thousand PhP, except number of establishments. Details may not add-up to total due to rounding and/or statistical disclosure control.)

Continued

2009 PSIC Code	Region / Industry Description	Number of Establishments	Sale of Tangible Fixed Assets			
			Total	Land	Aqua Farm	Buildings, Other Structures and Land Improvements
		(1)	(2)	(3)	(4)	(5)
A032	Aquaculture	S	S	S	S	S
	III - Central Luzon	586	6,602	-	-	-
A011	Growing of non-perennial crops	39	4,422	-	-	-
A012	Growing of perennial crops	6	257	-	-	-
A014	Animal production	465	1,851	-	-	-
A015	Support activities to agriculture and post-harvest crop activities	47	-	-	-	-
A021	Silviculture and other forestry activities	S	S	S	S	S
A022	Logging	S	S	S	S	S
A031	Fishing	3	-	-	-	-
A032	Aquaculture	24	71	-	-	-
	IVA - CALABARZON	366	13,770	-	-	-
A011	Growing of non-perennial crops	39	2,619	-	-	-
A012	Growing of perennial crops	S	S	S	S	S
A013	Plant propagation	S	S	S	S	S
A014	Animal production	250	11,151	-	-	-
A015	Support activities to agriculture and post-harvest crop activities	35	-	-	-	-
A031	Fishing	13	-	-	-	-
A032	Aquaculture	18	-	-	-	-
	MIMAROPA	97	898	-	-	-
A011	Growing of non-perennial crops	5	-	-	-	-
A012	Growing of perennial crops	5	-	-	-	-
A014	Animal production	15	-	-	-	-
A015	Support activities to agriculture and post-harvest crop activities	22	-	-	-	-
A021	Silviculture and other forestry activities	S	S	S	S	S
A024	Support services to forestry	S	S	S	S	S
A031	Fishing	32	876	-	-	-
A032	Aquaculture	17	-	-	-	-
	V - Bicol Region	83	-	-	-	-
A011	Growing of non-perennial crops	15	-	-	-	-
A014	Animal production	48	-	-	-	-
A015	Support activities to agriculture and post-harvest crop activities	11	-	-	-	-
A024	Support services to forestry	S	S	S	S	S
A031	Fishing	6	-	-	-	-
A032	Aquaculture	S	S	S	S	S
	VI - Western Visayas	360	12,847	2,657	-	-
A011	Growing of non-perennial crops	192	612	-	-	-

Table 8.1 Number of Establishments and Sale of Tangible Fixed Assets by Type for Agriculture, Forestry and Fishing Establishments by Region and Industry Group: Philippines, 2018

(Values are in thousand PhP, except number of establishments. Details may not add-up to total due to rounding and/or statistical disclosure control.)

Continued

2009 PSIC Code	Region / Industry Description	Number of Establishments	Sale of Tangible Fixed Assets			
			Total	Land	Aqua Farm	Buildings, Other Structures and Land Improvements
		(1)	(2)	(3)	(4)	(5)
A012	Growing of perennial crops	12	-	-	-	-
A013	Plant propagation	S	S	S	S	S
A014	Animal production	97	-	-	-	-
A015	Support activities to agriculture and post-harvest crop activities	23	-	-	-	-
A024	Support services to forestry	S	S	S	S	S
A031	Fishing	22	-	-	-	-
A032	Aquaculture	11	12,236	2,657	-	-
	VII - Central Visayas	242	187	-	-	-
A011	Growing of non-perennial crops	71	-	-	-	-
A012	Growing of perennial crops	S	S	S	S	S
A013	Plant propagation	S	S	S	S	S
A014	Animal production	108	145	-	-	-
A015	Support activities to agriculture and post-harvest crop activities	13	-	-	-	-
A031	Fishing	18	-	-	-	-
A032	Aquaculture	25	42	-	-	-
	VIII - Eastern Visayas	126	-	-	-	-
A011	Growing of non-perennial crops	17	-	-	-	-
A012	Growing of perennial crops	6	-	-	-	-
A014	Animal production	78	-	-	-	-
A015	Support activities to agriculture and post-harvest crop activities	11	-	-	-	-
A021	Silviculture and other forestry activities	S	S	S	S	S
A031	Fishing	S	S	S	S	S
A032	Aquaculture	8	-	-	-	-
	IX - Zamboanga Peninsula	95	-	-	-	-
A012	Growing of perennial crops	13	-	-	-	-
A013	Plant propagation	S	S	S	S	S
A014	Animal production	41	-	-	-	-
A031	Fishing	38	-	-	-	-
A032	Aquaculture	S	S	S	S	S
	X - Northern Mindanao	336	1,233	-	-	-
A011	Growing of non-perennial crops	17	-	-	-	-
A012	Growing of perennial crops	31	1,233	-	-	-
A013	Plant propagation	S	S	S	S	S
A014	Animal production	173	-	-	-	-
A015	Support activities to agriculture and post-harvest crop activities	95	-	-	-	-
A021	Silviculture and other forestry activities	S	S	S	S	S
A031	Fishing	4	-	-	-	-
A032	Aquaculture	13	-	-	-	-

Table 8.1 Number of Establishments and Sale of Tangible Fixed Assets by Type for Agriculture, Forestry and Fishing Establishments by Region and Industry Group: Philippines, 2018

(Values are in thousand PhP, except number of establishments. Details may not add-up to total due to rounding and/or statistical disclosure control.)

Continued

2009 PSIC Code	Region / Industry Description	Number of Establishments	Sale of Tangible Fixed Assets			
			Total	Land	Aqua Farm	Buildings, Other Structures and Land Improvements
		(1)	(2)	(3)	(4)	(5)
	XI - Davao Region	370	16,343	3,447	-	-
A011	Growing of non-perennial crops	8	4,385	-	-	-
A012	Growing of perennial crops	179	11,958	3,447	-	-
A013	Plant propagation	S	S	S	S	S
A014	Animal production	114	-	-	-	-
A015	Support activities to agriculture and post-harvest crop activities	44	-	-	-	-
A024	Support services to forestry	S	S	S	S	S
A031	Fishing	11	-	-	-	-
A032	Aquaculture	11	-	-	-	-
	XII - SOCCSKSARGEN	185	111,972	682	-	-
A011	Growing of non-perennial crops	8	1,053	-	-	-
A012	Growing of perennial crops	37	1,047	-	-	-
A013	Plant propagation	4	-	-	-	-
A014	Animal production	52	-	-	-	-
A015	Support activities to agriculture and post-harvest crop activities	42	-	-	-	-
A031	Fishing	30	109,872	682	-	-
A032	Aquaculture	11	-	-	-	-
	XIII - Caraga	58	-	-	-	-
A011	Growing of non-perennial crops	4	-	-	-	-
A012	Growing of perennial crops	20	-	-	-	-
A013	Plant propagation	3	-	-	-	-
A014	Animal production	8	-	-	-	-
A015	Support activities to agriculture and post-harvest crop activities	15	-	-	-	-
A021	Silviculture and other forestry activities	S	S	S	S	S
A022	Logging	S	S	S	S	S
A032	Aquaculture	5	-	-	-	-
	Autonomous Region in Muslim Mindanao	88	318	-	-	-
A011	Growing of non-perennial crops	36	-	-	-	-
A012	Growing of perennial crops	14	318	-	-	-
A014	Animal production	S	S	S	S	S
A015	Support activities to agriculture and post-harvest crop activities	S	S	S	S	S
A031	Fishing	19	-	-	-	-
A032	Aquaculture	11	-	-	-	-

Table 8.1 Number of Establishments and Sale of Tangible Fixed Assets by Type for Agriculture, Forestry and Fishing Establishments by Region and Industry Group: Philippines, 2018

(Values are in thousand PhP, except number of establishments. Details may not add-up to total due to rounding and/or statistical disclosure control.)

Continued

2009 PSIC Code	Region / Industry Description	Sale of Tangible Fixed Assets			
		Cultivated Assets	Fishing Boat/Craft/Vessel	Transport Equipment	ICT Machinery and Equipment
		(6)	(7)	(8)	(9)
	Philippines	11,151	110,065	25,974	-
A011	Growing of non-perennial crops	-	-	8,749	-
A012	Growing of perennial crops	-	-	7,412	-
A013	Plant propagation	-	-	-	-
A014	Animal production	11,151	-	1,992	-
A015	Support activities to agriculture and post-harvest crop activities	-	-	-	-
A021	Silviculture and other forestry activities	-	-	-	-
A022	Logging	S	S	S	S
A024	Support services to forestry	-	-	-	-
A031	Fishing	-	110,065	-	-
A032	Aquaculture	-	-	7,820	-
	National Capital Region	-	-	-	-
A011	Growing of non-perennial crops	-	-	-	-
A014	Animal production	-	-	-	-
A015	Support activities to agriculture and post-harvest crop activities	-	-	-	-
A031	Fishing	-	-	-	-
A032	Aquaculture	-	-	-	-
	Cordillera Administrative Region	-	-	-	-
A011	Growing of non-perennial crops	-	-	-	-
A012	Growing of perennial crops	S	S	S	S
A014	Animal production	-	-	-	-
A015	Support activities to agriculture and post-harvest crop activities	-	-	-	-
A021	Silviculture and other forestry activities	S	S	S	S
	I - Ilocos Region	-	-	102	-
A011	Growing of non-perennial crops	-	-	102	-
A012	Growing of perennial crops	S	S	S	S
A014	Animal production	-	-	-	-
A015	Support activities to agriculture and post-harvest crop activities	-	-	-	-
A031	Fishing	S	S	S	S
A032	Aquaculture	-	-	-	-
	II - Cagayan Valley	-	-	-	-
A011	Growing of non-perennial crops	-	-	-	-
A013	Plant propagation	S	S	S	S
A014	Animal production	-	-	-	-
A015	Support activities to agriculture and post-harvest crop activities	-	-	-	-
A032	Aquaculture	S	S	S	S

Table 8.1 Number of Establishments and Sale of Tangible Fixed Assets by Type for Agriculture, Forestry and Fishing Establishments by Region and Industry Group: Philippines, 2018

(Values are in thousand PhP, except number of establishments. Details may not add-up to total due to rounding and/or statistical disclosure control.)

Continued

2009 PSIC Code	Region / Industry Description	Sale of Tangible Fixed Assets			
		Cultivated Assets	Fishing Boat/Craft/Vessel	Transport Equipment	ICT Machinery and Equipment
		(6)	(7)	(8)	(9)
	III - Central Luzon	-	-	3,981	-
A011	Growing of non-perennial crops	-	-	1,806	-
A012	Growing of perennial crops	-	-	257	-
A014	Animal production	-	-	1,847	-
A015	Support activities to agriculture and post-harvest crop activities	-	-	-	-
A021	Silviculture and other forestry activities	S	S	S	S
A022	Logging	S	S	S	S
A031	Fishing	-	-	-	-
A032	Aquaculture	-	-	71	-
	IVA - CALABARZON	11,151	-	2,619	-
A011	Growing of non-perennial crops	-	-	2,619	-
A012	Growing of perennial crops	S	S	S	S
A013	Plant propagation	S	S	S	S
A014	Animal production	11,151	-	-	-
A015	Support activities to agriculture and post-harvest crop activities	-	-	-	-
A031	Fishing	-	-	-	-
A032	Aquaculture	-	-	-	-
	MIMAROPA	-	876	-	-
A011	Growing of non-perennial crops	-	-	-	-
A012	Growing of perennial crops	-	-	-	-
A014	Animal production	-	-	-	-
A015	Support activities to agriculture and post-harvest crop activities	-	-	-	-
A021	Silviculture and other forestry activities	S	S	S	S
A024	Support services to forestry	S	S	S	S
A031	Fishing	-	876	-	-
A032	Aquaculture	-	-	-	-
	V - Bicol Region	-	-	-	-
A011	Growing of non-perennial crops	-	-	-	-
A014	Animal production	-	-	-	-
A015	Support activities to agriculture and post-harvest crop activities	-	-	-	-
A024	Support services to forestry	S	S	S	S
A031	Fishing	-	-	-	-
A032	Aquaculture	S	S	S	S
	VI - Western Visayas	-	-	7,707	-
A011	Growing of non-perennial crops	-	-	-	-
A012	Growing of perennial crops	-	-	-	-
A013	Plant propagation	S	S	S	S

Table 8.1 Number of Establishments and Sale of Tangible Fixed Assets by Type for Agriculture, Forestry and Fishing Establishments by Region and Industry Group: Philippines, 2018

(Values are in thousand PhP, except number of establishments. Details may not add-up to total due to rounding and/or statistical disclosure control.)

Continued

2009 PSIC Code	Region / Industry Description	Sale of Tangible Fixed Assets			
		Cultivated Assets	Fishing Boat/Craft/Vessel	Transport Equipment	ICT Machinery and Equipment
		(6)	(7)	(8)	(9)
A014	Animal production	-	-	-	-
A015	Support activities to agriculture and post-harvest crop activities	-	-	-	-
A024	Support services to forestry	S	S	S	S
A031	Fishing	-	-	-	-
A032	Aquaculture	-	-	7,707	-
	VII - Central Visayas	-	-	187	-
A011	Growing of non-perennial crops	-	-	-	-
A012	Growing of perennial crops	S	S	S	S
A013	Plant propagation	S	S	S	S
A014	Animal production	-	-	145	-
A015	Support activities to agriculture and post-harvest crop activities	-	-	-	-
A031	Fishing	-	-	-	-
A032	Aquaculture	-	-	42	-
	VIII - Eastern Visayas	-	-	-	-
A011	Growing of non-perennial crops	-	-	-	-
A012	Growing of perennial crops	-	-	-	-
A014	Animal production	-	-	-	-
A015	Support activities to agriculture and post-harvest crop activities	-	-	-	-
A021	Silviculture and other forestry activities	S	S	S	S
A031	Fishing	S	S	S	S
A032	Aquaculture	-	-	-	-
	IX - Zamboanga Peninsula	-	-	-	-
A012	Growing of perennial crops	-	-	-	-
A013	Plant propagation	S	S	S	S
A014	Animal production	-	-	-	-
A031	Fishing	-	-	-	-
A032	Aquaculture	S	S	S	S
	X - Northern Mindanao	-	-	-	-
A011	Growing of non-perennial crops	-	-	-	-
A012	Growing of perennial crops	-	-	-	-
A013	Plant propagation	S	S	S	S
A014	Animal production	-	-	-	-
A015	Support activities to agriculture and post-harvest crop activities	-	-	-	-
A021	Silviculture and other forestry activities	S	S	S	S
A031	Fishing	-	-	-	-
A032	Aquaculture	-	-	-	-

Table 8.1 Number of Establishments and Sale of Tangible Fixed Assets by Type for Agriculture, Forestry and Fishing Establishments by Region and Industry Group: Philippines, 2018

(Values are in thousand PhP, except number of establishments. Details may not add-up to total due to rounding and/or statistical disclosure control.)

Continued

2009 PSIC Code	Region / Industry Description	Sale of Tangible Fixed Assets			
		Cultivated Assets	Fishing Boat/Craft/Vessel	Transport Equipment	ICT Machinery and Equipment
		(6)	(7)	(8)	(9)
	XI - Davao Region	-	-	11,377	-
A011	Growing of non-perennial crops	-	-	4,222	-
A012	Growing of perennial crops	-	-	7,155	-
A013	Plant propagation	S	S	S	S
A014	Animal production	-	-	-	-
A015	Support activities to agriculture and post-harvest crop activities	-	-	-	-
A024	Support services to forestry	S	S	S	S
A031	Fishing	-	-	-	-
A032	Aquaculture	-	-	-	-
	XII - SOCCSKSARGEN	-	109,189	-	-
A011	Growing of non-perennial crops	-	-	-	-
A012	Growing of perennial crops	-	-	-	-
A013	Plant propagation	-	-	-	-
A014	Animal production	-	-	-	-
A015	Support activities to agriculture and post-harvest crop activities	-	-	-	-
A031	Fishing	-	109,189	-	-
A032	Aquaculture	-	-	-	-
	XIII - Caraga	-	-	-	-
A011	Growing of non-perennial crops	-	-	-	-
A012	Growing of perennial crops	-	-	-	-
A013	Plant propagation	-	-	-	-
A014	Animal production	-	-	-	-
A015	Support activities to agriculture and post-harvest crop activities	-	-	-	-
A021	Silviculture and other forestry activities	S	S	S	S
A022	Logging	S	S	S	S
A032	Aquaculture	-	-	-	-
	Autonomous Region in Muslim Mindanao	-	-	-	-
A011	Growing of non-perennial crops	-	-	-	-
A012	Growing of perennial crops	-	-	-	-
A014	Animal production	S	S	S	S
A015	Support activities to agriculture and post-harvest crop activities	S	S	S	S
A031	Fishing	-	-	-	-
A032	Aquaculture	-	-	-	-

Table 8.1 Number of Establishments and Sale of Tangible Fixed Assets by Type for Agriculture, Forestry and Fishing Establishments by Region and Industry Group: Philippines, 2018

(Values are in thousand PhP, except number of establishments. Details may not add-up to total due to rounding and/or statistical disclosure control.)

Continued

2009 PSIC Code	Region / Industry Description	Sale of Tangible Fixed Assets				
		Specialized Industrial Machineries	General Industrial Machinery and Equipment	Other Machinery and Equipment	Valuables	Other Tangible Fixed Assets
		(10)	(11)	(12)	(13)	(14)
	Philippines	6,875	2,477	31	45	1,074
A011	Growing of non-perennial crops	2,097	2,477	31	45	-
A012	Growing of perennial crops	2,906	-	-	-	1,047
A013	Plant propagation	-	-	-	-	-
A014	Animal production	-	-	-	-	4
A015	Support activities to agriculture and post-harvest crop activities	-	-	-	-	-
A021	Silviculture and other forestry activities	-	-	-	-	-
A022	Logging	S	S	S	S	S
A024	Support services to forestry	-	-	-	-	23
A031	Fishing	-	-	-	-	-
A032	Aquaculture	1,871	-	-	-	-
	National Capital Region	-	-	-	-	-
A011	Growing of non-perennial crops	-	-	-	-	-
A014	Animal production	-	-	-	-	-
A015	Support activities to agriculture and post-harvest crop activities	-	-	-	-	-
A031	Fishing	-	-	-	-	-
A032	Aquaculture	-	-	-	-	-
	Cordillera Administrative Region	-	-	-	-	-
A011	Growing of non-perennial crops	-	-	-	-	-
A012	Growing of perennial crops	S	S	S	S	S
A014	Animal production	-	-	-	-	-
A015	Support activities to agriculture and post-harvest crop activities	-	-	-	-	-
A021	Silviculture and other forestry activities	S	S	S	S	S
	I - Ilocos Region	115	45	-	45	-
A011	Growing of non-perennial crops	115	45	-	45	-
A012	Growing of perennial crops	S	S	S	S	S
A014	Animal production	-	-	-	-	-
A015	Support activities to agriculture and post-harvest crop activities	-	-	-	-	-
A031	Fishing	S	S	S	S	S
A032	Aquaculture	-	-	-	-	-
	II - Cagayan Valley	-	-	-	-	-
A011	Growing of non-perennial crops	-	-	-	-	-
A013	Plant propagation	S	S	S	S	S
A014	Animal production	-	-	-	-	-
A015	Support activities to agriculture and post-harvest crop activities	-	-	-	-	-
A032	Aquaculture	S	S	S	S	S

Table 8.1 Number of Establishments and Sale of Tangible Fixed Assets by Type for Agriculture, Forestry and Fishing Establishments by Region and Industry Group: Philippines, 2018

(Values are in thousand PhP, except number of establishments. Details may not add-up to total due to rounding and/or statistical disclosure control.)

Continued

2009 PSIC Code	Region / Industry Description	Sale of Tangible Fixed Assets				
		Specialized Industrial Machineries	General Industrial Machinery and Equipment	Other Machinery and Equipment	Valuables	Other Tangible Fixed Assets
		(10)	(11)	(12)	(13)	(14)
	III - Central Luzon	1,378	1,239	-	-	4
A011	Growing of non-perennial crops	1,378	1,239	-	-	-
A012	Growing of perennial crops	-	-	-	-	-
A014	Animal production	-	-	-	-	4
A015	Support activities to agriculture and post-harvest crop activities	-	-	-	-	-
A021	Silviculture and other forestry activities	S	S	S	S	S
A022	Logging	S	S	S	S	S
A031	Fishing	-	-	-	-	-
A032	Aquaculture	-	-	-	-	-
	IVA - CALABARZON	-	-	-	-	-
A011	Growing of non-perennial crops	-	-	-	-	-
A012	Growing of perennial crops	S	S	S	S	S
A013	Plant propagation	S	S	S	S	S
A014	Animal production	-	-	-	-	-
A015	Support activities to agriculture and post-harvest crop activities	-	-	-	-	-
A031	Fishing	-	-	-	-	-
A032	Aquaculture	-	-	-	-	-
	MIMAROPA	-	-	-	-	23
A011	Growing of non-perennial crops	-	-	-	-	-
A012	Growing of perennial crops	-	-	-	-	-
A014	Animal production	-	-	-	-	-
A015	Support activities to agriculture and post-harvest crop activities	-	-	-	-	-
A021	Silviculture and other forestry activities	S	S	S	S	S
A024	Support services to forestry	S	S	S	S	S
A031	Fishing	-	-	-	-	-
A032	Aquaculture	-	-	-	-	-
	V - Bicol Region	-	-	-	-	-
A011	Growing of non-perennial crops	-	-	-	-	-
A014	Animal production	-	-	-	-	-
A015	Support activities to agriculture and post-harvest crop activities	-	-	-	-	-
A024	Support services to forestry	S	S	S	S	S
A031	Fishing	-	-	-	-	-
A032	Aquaculture	S	S	S	S	S
	VI - Western Visayas	2,475	7	-	-	-
A011	Growing of non-perennial crops	604	7	-	-	-
A012	Growing of perennial crops	-	-	-	-	-
A013	Plant propagation	S	S	S	S	S

Table 8.1 Number of Establishments and Sale of Tangible Fixed Assets by Type for Agriculture, Forestry and Fishing Establishments by Region and Industry Group: Philippines, 2018

(Values are in thousand PhP, except number of establishments. Details may not add-up to total due to rounding and/or statistical disclosure control.)

Continued

2009 PSIC Code	Region / Industry Description	Sale of Tangible Fixed Assets				
		Specialized Industrial Machineries	General Industrial Machinery and Equipment	Other Machinery and Equipment	Valuables	Other Tangible Fixed Assets
		(10)	(11)	(12)	(13)	(14)
A014	Animal production	-	-	-	-	-
A015	Support activities to agriculture and post-harvest crop activities	-	-	-	-	-
A024	Support services to forestry	S	S	S	S	S
A031	Fishing	-	-	-	-	-
A032	Aquaculture	1,871	-	-	-	-
	VII - Central Visayas	-	-	-	-	-
A011	Growing of non-perennial crops	-	-	-	-	-
A012	Growing of perennial crops	S	S	S	S	S
A013	Plant propagation	S	S	S	S	S
A014	Animal production	-	-	-	-	-
A015	Support activities to agriculture and post-harvest crop activities	-	-	-	-	-
A031	Fishing	-	-	-	-	-
A032	Aquaculture	-	-	-	-	-
	VIII - Eastern Visayas	-	-	-	-	-
A011	Growing of non-perennial crops	-	-	-	-	-
A012	Growing of perennial crops	-	-	-	-	-
A014	Animal production	-	-	-	-	-
A015	Support activities to agriculture and post-harvest crop activities	-	-	-	-	-
A021	Silviculture and other forestry activities	S	S	S	S	S
A031	Fishing	S	S	S	S	S
A032	Aquaculture	-	-	-	-	-
	IX - Zamboanga Peninsula	-	-	-	-	-
A012	Growing of perennial crops	-	-	-	-	-
A013	Plant propagation	S	S	S	S	S
A014	Animal production	-	-	-	-	-
A031	Fishing	-	-	-	-	-
A032	Aquaculture	S	S	S	S	S
	X - Northern Mindanao	1,233	-	-	-	-
A011	Growing of non-perennial crops	-	-	-	-	-
A012	Growing of perennial crops	1,233	-	-	-	-
A013	Plant propagation	S	S	S	S	S
A014	Animal production	-	-	-	-	-
A015	Support activities to agriculture and post-harvest crop activities	-	-	-	-	-
A021	Silviculture and other forestry activities	S	S	S	S	S
A031	Fishing	-	-	-	-	-
A032	Aquaculture	-	-	-	-	-

Table 8.1 Number of Establishments and Sale of Tangible Fixed Assets by Type for Agriculture, Forestry and Fishing Establishments by Region and Industry Group: Philippines, 2018

(Values are in thousand PhP, except number of establishments. Details may not add-up to total due to rounding and/or statistical disclosure control.)

Concluded

2009 PSIC Code	Region / Industry Description	Sale of Tangible Fixed Assets				
		Specialized Industrial Machineries	General Industrial Machinery and Equipment	Other Machinery and Equipment	Valuables	Other Tangible Fixed Assets
		(10)	(11)	(12)	(13)	(14)
	XI - Davao Region	1,356	132	31	-	-
A011	Growing of non-perennial crops	-	132	31	-	-
A012	Growing of perennial crops	1,356	-	-	-	-
A013	Plant propagation	S	S	S	S	S
A014	Animal production	-	-	-	-	-
A015	Support activities to agriculture and post-harvest crop activities	-	-	-	-	-
A024	Support services to forestry	S	S	S	S	S
A031	Fishing	-	-	-	-	-
A032	Aquaculture	-	-	-	-	-
	XII - SOCCSKSARGEN	-	1,053	-	-	1,047
A011	Growing of non-perennial crops	-	1,053	-	-	-
A012	Growing of perennial crops	-	-	-	-	1,047
A013	Plant propagation	-	-	-	-	-
A014	Animal production	-	-	-	-	-
A015	Support activities to agriculture and post-harvest crop activities	-	-	-	-	-
A031	Fishing	-	-	-	-	-
A032	Aquaculture	-	-	-	-	-
	XIII - Caraga	-	-	-	-	-
A011	Growing of non-perennial crops	-	-	-	-	-
A012	Growing of perennial crops	-	-	-	-	-
A013	Plant propagation	-	-	-	-	-
A014	Animal production	-	-	-	-	-
A015	Support activities to agriculture and post-harvest crop activities	-	-	-	-	-
A021	Silviculture and other forestry activities	S	S	S	S	S
A022	Logging	S	S	S	S	S
A032	Aquaculture	-	-	-	-	-
	Autonomous Region in Muslim Mindanao	318	-	-	-	-
A011	Growing of non-perennial crops	-	-	-	-	-
A012	Growing of perennial crops	318	-	-	-	-
A014	Animal production	S	S	S	S	S
A015	Support activities to agriculture and post-harvest crop activities	S	S	S	S	S
A031	Fishing	-	-	-	-	-
A032	Aquaculture	-	-	-	-	-

Notes: "-" - zero value

S - suppressed

Source: Philippine Statistics Authority, 2018 Census of Philippine Business and Industry

Table 8.2 Number of Establishments and Losses and Damages to Tangible Fixed Assets by Type for Agriculture, Forestry and Fishing Establishments by Region and Industry Group: Philippines, 2018

(Values are in thousand PhP, except number of establishments. Details may not add-up to total due to rounding and/or statistical disclosure control.)

2009 PSIC Code	Region / Industry Description	Number of Establishments	Losses and Damages to Tangible Fixed Assets			
			Total	Land	Aqua Farm	Buildings, Other Structures and Land Improvements
		(1)	(2)	(3)	(4)	(5)
	Philippines	3,285	2,379,413	-	349	1,617,449
A011	Growing of non-perennial crops	500	4,940	-	-	152
A012	Growing of perennial crops	341	2,073,228	-	-	1,541,547
A013	Plant propagation	18	-	-	-	-
A014	Animal production	1,593	184,409	-	-	64,460
A015	Support activities to agriculture and post-harvest crop activities	413	19,217	-	91	442
A021	Silviculture and other forestry activities	7	-	-	-	-
A022	Logging	S	S	S	S	S
A024	Support services to forestry	S	S	S	S	S
A031	Fishing	223	64,472	-	-	-
A032	Aquaculture	183	26,412	-	258	9,055
	National Capital Region	57	86	-	-	-
A011	Growing of non-perennial crops	13	-	-	-	-
A014	Animal production	19	-	-	-	-
A015	Support activities to agriculture and post-harvest crop activities	7	86	-	-	-
A031	Fishing	10	-	-	-	-
A032	Aquaculture	8	-	-	-	-
	Cordillera Administrative Region	39	-	-	-	-
A011	Growing of non-perennial crops	7	-	-	-	-
A012	Growing of perennial crops	S	S	S	S	S
A014	Animal production	15	-	-	-	-
A015	Support activities to agriculture and post-harvest crop activities	15	-	-	-	-
A021	Silviculture and other forestry activities	S	S	S	S	S
	I - Ilocos Region	127	805	-	-	518
A011	Growing of non-perennial crops	18	74	-	-	39
A012	Growing of perennial crops	S	S	S	S	S
A014	Animal production	67	731	-	-	479
A015	Support activities to agriculture and post-harvest crop activities	14	-	-	-	-
A031	Fishing	S	S	S	S	S
A032	Aquaculture	14	-	-	-	-
	II - Cagayan Valley	68	-	-	-	-
A011	Growing of non-perennial crops	12	-	-	-	-
A013	Plant propagation	S	S	S	S	S
A014	Animal production	41	-	-	-	-
A015	Support activities to agriculture and post-harvest crop activities	12	-	-	-	-

Continued

Table 8.2 Number of Establishments and Losses and Damages to Tangible Fixed Assets by Type for Agriculture, Forestry and Fishing Establishments by Region and Industry Group: Philippines, 2018

(Values are in thousand PhP, except number of establishments. Details may not add-up to total due to rounding and/or statistical disclosure control.)

Continued

2009 PSIC Code	Region / Industry Description	Number of Establishments	Losses and Damages to Tangible Fixed Assets			
			Total	Land	Aqua Farm	Buildings, Other Structures and Land Improvements
		(1)	(2)	(3)	(4)	(5)
A032	Aquaculture	S	S	S	S	S
	III - Central Luzon	586	101,085	-	91	34,233
A011	Growing of non-perennial crops	39	-	-	-	-
A012	Growing of perennial crops	6	-	-	-	-
A014	Animal production	465	91,705	-	-	33,175
A015	Support activities to agriculture and post-harvest crop activities	47	6,245	-	91	145
A021	Silviculture and other forestry activities	S	S	S	S	S
A022	Logging	S	S	S	S	S
A031	Fishing	3	-	-	-	-
A032	Aquaculture	24	3,134	-	-	913
	IVA - CALABARZON	366	91,290	-	-	30,124
A011	Growing of non-perennial crops	39	-	-	-	-
A012	Growing of perennial crops	S	S	S	S	S
A013	Plant propagation	S	S	S	S	S
A014	Animal production	250	91,290	-	-	30,124
A015	Support activities to agriculture and post-harvest crop activities	35	-	-	-	-
A031	Fishing	13	-	-	-	-
A032	Aquaculture	18	-	-	-	-
	MIMAROPA	97	-	-	-	-
A011	Growing of non-perennial crops	5	-	-	-	-
A012	Growing of perennial crops	5	-	-	-	-
A014	Animal production	15	-	-	-	-
A015	Support activities to agriculture and post-harvest crop activities	22	-	-	-	-
A021	Silviculture and other forestry activities	S	S	S	S	S
A024	Support services to forestry	S	S	S	S	S
A031	Fishing	32	-	-	-	-
A032	Aquaculture	17	-	-	-	-
	V - Bicol Region	83	-	-	-	-
A011	Growing of non-perennial crops	15	-	-	-	-
A014	Animal production	48	-	-	-	-
A015	Support activities to agriculture and post-harvest crop activities	11	-	-	-	-
A024	Support services to forestry	S	S	S	S	S
A031	Fishing	6	-	-	-	-
A032	Aquaculture	S	S	S	S	S
	VI - Western Visayas	360	7,933	-	-	256
A011	Growing of non-perennial crops	192	4,866	-	-	112

Table 8.2 Number of Establishments and Losses and Damages to Tangible Fixed Assets by Type for Agriculture, Forestry and Fishing Establishments by Region and Industry Group: Philippines, 2018

(Values are in thousand PhP, except number of establishments. Details may not add-up to total due to rounding and/or statistical disclosure control.)

Continued

2009 PSIC Code	Region / Industry Description	Number of Establishments	Losses and Damages to Tangible Fixed Assets			
			Total	Land	Aqua Farm	Buildings, Other Structures and Land Improvements
		(1)	(2)	(3)	(4)	(5)
A012	Growing of perennial crops	12	2,575	-	-	-
A013	Plant propagation	S	S	S	S	S
A014	Animal production	97	-	-	-	-
A015	Support activities to agriculture and post-harvest crop activities	23	-	-	-	-
A024	Support services to forestry	S	S	S	S	S
A031	Fishing	22	-	-	-	-
A032	Aquaculture	11	493	-	-	143
	VII - Central Visayas	242	86,822	-	258	7,999
A011	Growing of non-perennial crops	71	-	-	-	-
A012	Growing of perennial crops	S	S	S	S	S
A013	Plant propagation	S	S	S	S	S
A014	Animal production	108	-	-	-	-
A015	Support activities to agriculture and post-harvest crop activities	13	-	-	-	-
A031	Fishing	18	64,036	-	-	-
A032	Aquaculture	25	22,786	-	258	7,999
	VIII - Eastern Visayas	126	-	-	-	-
A011	Growing of non-perennial crops	17	-	-	-	-
A012	Growing of perennial crops	6	-	-	-	-
A014	Animal production	78	-	-	-	-
A015	Support activities to agriculture and post-harvest crop activities	11	-	-	-	-
A021	Silviculture and other forestry activities	S	S	S	S	S
A031	Fishing	S	S	S	S	S
A032	Aquaculture	8	-	-	-	-
	IX - Zamboanga Peninsula	95	-	-	-	-
A012	Growing of perennial crops	13	-	-	-	-
A013	Plant propagation	S	S	S	S	S
A014	Animal production	41	-	-	-	-
A031	Fishing	38	-	-	-	-
A032	Aquaculture	S	S	S	S	S
	X - Northern Mindanao	336	12,887	-	-	297
A011	Growing of non-perennial crops	17	-	-	-	-
A012	Growing of perennial crops	31	-	-	-	-
A013	Plant propagation	S	S	S	S	S
A014	Animal production	173	-	-	-	-
A015	Support activities to agriculture and post-harvest crop activities	95	12,887	-	-	297
A021	Silviculture and other forestry activities	S	S	S	S	S
A031	Fishing	4	-	-	-	-
A032	Aquaculture	13	-	-	-	-

Table 8.2 Number of Establishments and Losses and Damages to Tangible Fixed Assets by Type for Agriculture, Forestry and Fishing Establishments by Region and Industry Group: Philippines, 2018

(Values are in thousand PhP, except number of establishments. Details may not add-up to total due to rounding and/or statistical disclosure control.)

Continued

2009 PSIC Code	Region / Industry Description	Number of Establishments	Losses and Damages to Tangible Fixed Assets			
			Total	Land	Aqua Farm	Buildings, Other Structures and Land Improvements
		(1)	(2)	(3)	(4)	(5)
	XI - Davao Region	370	2,070,946	-	-	1,541,547
A011	Growing of non-perennial crops	8	-	-	-	-
A012	Growing of perennial crops	179	2,070,511	-	-	1,541,547
A013	Plant propagation	S	S	S	S	S
A014	Animal production	114	-	-	-	-
A015	Support activities to agriculture and post-harvest crop activities	44	-	-	-	-
A024	Support services to forestry	S	S	S	S	S
A031	Fishing	11	435	-	-	-
A032	Aquaculture	11	-	-	-	-
	XII - SOCCSKSARGEN	185	142	-	-	-
A011	Growing of non-perennial crops	8	-	-	-	-
A012	Growing of perennial crops	37	142	-	-	-
A013	Plant propagation	4	-	-	-	-
A014	Animal production	52	-	-	-	-
A015	Support activities to agriculture and post-harvest crop activities	42	-	-	-	-
A031	Fishing	30	-	-	-	-
A032	Aquaculture	11	-	-	-	-
	XIII - Caraga	58	7,418	-	-	2,476
A011	Growing of non-perennial crops	4	-	-	-	-
A012	Growing of perennial crops	20	-	-	-	-
A013	Plant propagation	3	-	-	-	-
A014	Animal production	8	683	-	-	683
A015	Support activities to agriculture and post-harvest crop activities	15	-	-	-	-
A021	Silviculture and other forestry activities	S	S	S	S	S
A022	Logging	S	S	S	S	S
A032	Aquaculture	5	-	-	-	-
	Autonomous Region in Muslim Mindanao	88	-	-	-	-
A011	Growing of non-perennial crops	36	-	-	-	-
A012	Growing of perennial crops	14	-	-	-	-
A014	Animal production	S	S	S	S	S
A015	Support activities to agriculture and post-harvest crop activities	S	S	S	S	S
A031	Fishing	19	-	-	-	-
A032	Aquaculture	11	-	-	-	-

Table 8.2 Number of Establishments and Losses and Damages to Tangible Fixed Assets by Type for Agriculture, Forestry and Fishing Establishments by Region and Industry Group: Philippines, 2018

(Values are in thousand PhP, except number of establishments. Details may not add-up to total due to rounding and/or statistical disclosure control.)

Continued

2009 PSIC Code	Region / Industry Description	Losses and Damages to Tangible Fixed Assets				
		Cultivated Assets	Fishing Boat/Craft/Vessel	Transport Equipment	ICT Machinery and Equipment	Specialized Industrial Machineries
		(6)	(7)	(8)	(9)	(10)
	Philippines	33,144	64,058	33,606	735	569,099
A011	Growing of non-perennial crops	-	-	836	1	3,788
A012	Growing of perennial crops	142	-	21,784	-	502,666
A013	Plant propagation	-	-	-	-	-
A014	Animal production	32,108	-	6,849	243	57,158
A015	Support activities to agriculture and post-harvest crop activities	357	-	1,467	355	681
A021	Silviculture and other forestry activities	-	-	-	-	-
A022	Logging	S	S	S	S	S
A024	Support services to forestry	S	S	S	S	S
A031	Fishing	-	64,058	185	-	-
A032	Aquaculture	537	-	33	136	2,316
	National Capital Region	-	-	-	-	86
A011	Growing of non-perennial crops	-	-	-	-	-
A014	Animal production	-	-	-	-	-
A015	Support activities to agriculture and post-harvest crop activities	-	-	-	-	86
A031	Fishing	-	-	-	-	-
A032	Aquaculture	-	-	-	-	-
	Cordillera Administrative Region	-	-	-	-	-
A011	Growing of non-perennial crops	-	-	-	-	-
A012	Growing of perennial crops	S	S	S	S	S
A014	Animal production	-	-	-	-	-
A015	Support activities to agriculture and post-harvest crop activities	-	-	-	-	-
A021	Silviculture and other forestry activities	S	S	S	S	S
	I - Ilocos Region	-	-	20	-	-
A011	Growing of non-perennial crops	-	-	20	-	-
A012	Growing of perennial crops	S	S	S	S	S
A014	Animal production	-	-	-	-	-
A015	Support activities to agriculture and post-harvest crop activities	-	-	-	-	-
A031	Fishing	S	S	S	S	S
A032	Aquaculture	-	-	-	-	-
	II - Cagayan Valley	-	-	-	-	-
A011	Growing of non-perennial crops	-	-	-	-	-
A013	Plant propagation	S	S	S	S	S
A014	Animal production	-	-	-	-	-
A015	Support activities to agriculture and post-harvest crop activities	-	-	-	-	-
A032	Aquaculture	S	S	S	S	S

Table 8.2 Number of Establishments and Losses and Damages to Tangible Fixed Assets by Type for Agriculture, Forestry and Fishing Establishments by Region and Industry Group: Philippines, 2018

(Values are in thousand PhP, except number of establishments. Details may not add-up to total due to rounding and/or statistical disclosure control.)

Continued

2009 PSIC Code	Region / Industry Description	Losses and Damages to Tangible Fixed Assets				
		Cultivated Assets	Fishing Boat/Craft/Vessel	Transport Equipment	ICT Machinery and Equipment	Specialized Industrial Machineries
		(6)	(7)	(8)	(9)	(10)
	III - Central Luzon	548	-	159	500	36,323
A011	Growing of non-perennial crops	-	-	-	-	-
A012	Growing of perennial crops	-	-	-	-	-
A014	Animal production	548	-	-	243	34,401
A015	Support activities to agriculture and post-harvest crop activities	-	-	159	253	596
A021	Silviculture and other forestry activities	S	S	S	S	S
A022	Logging	S	S	S	S	S
A031	Fishing	-	-	-	-	-
A032	Aquaculture	-	-	-	4	1,327
	IVA - CALABARZON	31,560	-	6,849	-	22,757
A011	Growing of non-perennial crops	-	-	-	-	-
A012	Growing of perennial crops	S	S	S	S	S
A013	Plant propagation	S	S	S	S	S
A014	Animal production	31,560	-	6,849	-	22,757
A015	Support activities to agriculture and post-harvest crop activities	-	-	-	-	-
A031	Fishing	-	-	-	-	-
A032	Aquaculture	-	-	-	-	-
	MIMAROPA	-	-	-	-	-
A011	Growing of non-perennial crops	-	-	-	-	-
A012	Growing of perennial crops	-	-	-	-	-
A014	Animal production	-	-	-	-	-
A015	Support activities to agriculture and post-harvest crop activities	-	-	-	-	-
A021	Silviculture and other forestry activities	S	S	S	S	S
A024	Support services to forestry	S	S	S	S	S
A031	Fishing	-	-	-	-	-
A032	Aquaculture	-	-	-	-	-
	V - Bicol	-	-	-	-	-
A011	Growing of non-perennial crops	-	-	-	-	-
A014	Animal production	-	-	-	-	-
A015	Support activities to agriculture and post-harvest crop activities	-	-	-	-	-
A024	Support services to forestry	S	S	S	S	S
A031	Fishing	-	-	-	-	-
A032	Aquaculture	S	S	S	S	S
	VI - Western Visayas	-	-	1,136	3	6,251
A011	Growing of non-perennial crops	-	-	816	1	3,788
A012	Growing of perennial crops	-	-	320	-	2,255
A013	Plant propagation	S	S	S	S	S

Table 8.2 Number of Establishments and Losses and Damages to Tangible Fixed Assets by Type for Agriculture, Forestry and Fishing Establishments by Region and Industry Group: Philippines, 2018

(Values are in thousand PhP, except number of establishments. Details may not add-up to total due to rounding and/or statistical disclosure control.)

Continued

2009 PSIC Code	Region / Industry Description	Losses and Damages to Tangible Fixed Assets				
		Cultivated Assets	Fishing Boat/Craft/Vessel	Transport Equipment	ICT Machinery and Equipment	Specialized Industrial Machineries
		(6)	(7)	(8)	(9)	(10)
A014	Animal production	-	-	-	-	-
A015	Support activities to agriculture and post-harvest crop activities	-	-	-	-	-
A024	Support services to forestry	S	S	S	S	S
A031	Fishing	-	-	-	-	-
A032	Aquaculture	-	-	-	1	208
	VII - Central Visayas	537	63,808	33	131	781
A011	Growing of non-perennial crops	-	-	-	-	-
A012	Growing of perennial crops	S	S	S	S	S
A013	Plant propagation	S	S	S	S	S
A014	Animal production	-	-	-	-	-
A015	Support activities to agriculture and post-harvest crop activities	-	-	-	-	-
A031	Fishing	-	63,808	-	-	-
A032	Aquaculture	537	-	33	131	781
	VIII - Eastern Visayas	-	-	-	-	-
A011	Growing of non-perennial crops	-	-	-	-	-
A012	Growing of perennial crops	-	-	-	-	-
A014	Animal production	-	-	-	-	-
A015	Support activities to agriculture and post-harvest crop activities	-	-	-	-	-
A021	Silviculture and other forestry activities	S	S	S	S	S
A031	Fishing	S	S	S	S	S
A032	Aquaculture	-	-	-	-	-
	IX - Zamboanga Peninsula	-	-	-	-	-
A012	Growing of perennial crops	-	-	-	-	-
A013	Plant propagation	S	S	S	S	S
A014	Animal production	-	-	-	-	-
A031	Fishing	-	-	-	-	-
A032	Aquaculture	S	S	S	S	S
	X - Northern Mindanao	357	-	1,308	101	-
A011	Growing of non-perennial crops	-	-	-	-	-
A012	Growing of perennial crops	-	-	-	-	-
A013	Plant propagation	S	S	S	S	S
A014	Animal production	-	-	-	-	-
A015	Support activities to agriculture and post-harvest crop activities	357	-	1,308	101	-
A021	Silviculture and other forestry activities	S	S	S	S	S
A031	Fishing	-	-	-	-	-
A032	Aquaculture	-	-	-	-	-

Table 8.2 Number of Establishments and Losses and Damages to Tangible Fixed Assets by Type for Agriculture, Forestry and Fishing Establishments by Region and Industry Group: Philippines, 2018

(Values are in thousand PhP, except number of establishments. Details may not add-up to total due to rounding and/or statistical disclosure control.)

Continued

2009 PSIC Code	Region / Industry Description	Losses and Damages to Tangible Fixed Assets				
		Cultivated Assets	Fishing Boat/Craft/Vessel	Transport Equipment	ICT Machinery and Equipment	Specialized Industrial Machineries
		(6)	(7)	(8)	(9)	(10)
	XI - Davao	-	250	21,649	-	500,411
A011	Growing of non-perennial crops	-	-	-	-	-
A012	Growing of perennial crops	-	-	21,464	-	500,411
A013	Plant propagation	S	S	S	S	S
A014	Animal production	-	-	-	-	-
A015	Support activities to agriculture and post-harvest crop activities	-	-	-	-	-
A024	Support services to forestry	S	S	S	S	S
A031	Fishing	-	250	185	-	-
A032	Aquaculture	-	-	-	-	-
	XII - SOCCSKSARGEN	142	-	-	-	-
A011	Growing of non-perennial crops	-	-	-	-	-
A012	Growing of perennial crops	142	-	-	-	-
A013	Plant propagation	-	-	-	-	-
A014	Animal production	-	-	-	-	-
A015	Support activities to agriculture and post-harvest crop activities	-	-	-	-	-
A031	Fishing	-	-	-	-	-
A032	Aquaculture	-	-	-	-	-
	XIII - Caraga	-	-	2,452	-	2,490
A011	Growing of non-perennial crops	-	-	-	-	-
A012	Growing of perennial crops	-	-	-	-	-
A013	Plant propagation	-	-	-	-	-
A014	Animal production	-	-	-	-	-
A015	Support activities to agriculture and post-harvest crop activities	-	-	-	-	-
A021	Silviculture and other forestry activities	S	S	S	S	S
A022	Logging	S	S	S	S	S
A032	Aquaculture	-	-	-	-	-
	Autonomous Region in Muslim Mindanao	-	-	-	-	-
A011	Growing of non-perennial crops	-	-	-	-	-
A012	Growing of perennial crops	-	-	-	-	-
A014	Animal production	S	S	S	S	S
A015	Support activities to agriculture and post-harvest crop activities	S	S	S	S	S
A031	Fishing	-	-	-	-	-
A032	Aquaculture	-	-	-	-	-

Table 8.2 Number of Establishments and Losses and Damages to Tangible Fixed Assets by Type for Agriculture, Forestry and Fishing Establishments by Region and Industry Group: Philippines, 2018

(Values are in thousand PhP, except number of establishments. Details may not add-up to total due to rounding and/or statistical disclosure control.)

Continued

2009 PSIC Code	Region / Industry Description	Losses and Damages to Tangible Fixed Assets			
		General Industrial Machinery and Equipment	Other Machinery and Equipment	Valuables	Other Tangible Fixed Assets
		(11)	(12)	(13)	(14)
	Philippines	53,191	223	5	7,556
A011	Growing of non-perennial crops	10	-	5	149
A012	Growing of perennial crops	-	-	-	7,089
A013	Plant propagation	-	-	-	-
A014	Animal production	23,339	223	-	29
A015	Support activities to agriculture and post-harvest crop activities	15,824	-	-	-
A021	Silviculture and other forestry activities	-	-	-	-
A022	Logging	S	S	S	S
A024	Support services to forestry	S	S	S	S
A031	Fishing	-	-	-	228
A032	Aquaculture	14,018	-	-	61
	National Capital Region	-	-	-	-
A011	Growing of non-perennial crops	-	-	-	-
A014	Animal production	-	-	-	-
A015	Support activities to agriculture and post-harvest crop activities	-	-	-	-
A031	Fishing	-	-	-	-
A032	Aquaculture	-	-	-	-
	Cordillera Administrative Region	-	-	-	-
A011	Growing of non-perennial crops	-	-	-	-
A012	Growing of perennial crops	S	S	S	S
A014	Animal production	-	-	-	-
A015	Support activities to agriculture and post-harvest crop activities	-	-	-	-
A021	Silviculture and other forestry activities	S	S	S	S
	I - Ilocos Region	10	223	5	29
A011	Growing of non-perennial crops	10	-	5	-
A012	Growing of perennial crops	S	S	S	S
A014	Animal production	-	223	-	29
A015	Support activities to agriculture and post-harvest crop activities	-	-	-	-
A031	Fishing	S	S	S	S
A032	Aquaculture	-	-	-	-
	II - Cagayan Valley	-	-	-	-
A011	Growing of non-perennial crops	-	-	-	-
A013	Plant propagation	S	S	S	S
A014	Animal production	-	-	-	-
A015	Support activities to agriculture and post-harvest crop activities	-	-	-	-
A032	Aquaculture	S	S	S	S

Table 8.2 Number of Establishments and Losses and Damages to Tangible Fixed Assets by Type for Agriculture, Forestry and Fishing Establishments by Region and Industry Group: Philippines, 2018

(Values are in thousand PhP, except number of establishments. Details may not add-up to total due to rounding and/or statistical disclosure control.)

Continued

2009 PSIC Code	Region / Industry Description	Losses and Damages to Tangible Fixed Assets			
		General Industrial Machinery and Equipment	Other Machinery and Equipment	Valuables	Other Tangible Fixed Assets
		(11)	(12)	(13)	(14)
	III - Central Luzon	29,230	-	-	-
A011	Growing of non-perennial crops	-	-	-	-
A012	Growing of perennial crops	-	-	-	-
A014	Animal production	23,339	-	-	-
A015	Support activities to agriculture and post-harvest crop activities	5,000	-	-	-
A021	Silviculture and other forestry activities	S	S	S	S
A022	Logging	S	S	S	S
A031	Fishing	-	-	-	-
A032	Aquaculture	891	-	-	-
	IVA - CALABARZON	-	-	-	-
A011	Growing of non-perennial crops	-	-	-	-
A012	Growing of perennial crops	S	S	S	S
A013	Plant propagation	S	S	S	S
A014	Animal production	-	-	-	-
A015	Support activities to agriculture and post-harvest crop activities	-	-	-	-
A031	Fishing	-	-	-	-
A032	Aquaculture	-	-	-	-
	MIMAROPA	-	-	-	-
A011	Growing of non-perennial crops	-	-	-	-
A012	Growing of perennial crops	-	-	-	-
A014	Animal production	-	-	-	-
A015	Support activities to agriculture and post-harvest crop activities	-	-	-	-
A021	Silviculture and other forestry activities	S	S	S	S
A024	Support services to forestry	S	S	S	S
A031	Fishing	-	-	-	-
A032	Aquaculture	-	-	-	-
	V - Bicol Region	-	-	-	-
A011	Growing of non-perennial crops	-	-	-	-
A014	Animal production	-	-	-	-
A015	Support activities to agriculture and post-harvest crop activities	-	-	-	-
A024	Support services to forestry	S	S	S	S
A031	Fishing	-	-	-	-
A032	Aquaculture	S	S	S	S
	VI - Western Visayas	140	-	-	149
A011	Growing of non-perennial crops	-	-	-	149
A012	Growing of perennial crops	-	-	-	-
A013	Plant propagation	S	S	S	S

Table 8.2 Number of Establishments and Losses and Damages to Tangible Fixed Assets by Type for Agriculture, Forestry and Fishing Establishments by Region and Industry Group: Philippines, 2018

(Values are in thousand PhP, except number of establishments. Details may not add-up to total due to rounding and/or statistical disclosure control.)

Continued

2009 PSIC Code	Region / Industry Description	Losses and Damages to Tangible Fixed Assets			
		General Industrial Machinery and Equipment	Other Machinery and Equipment	Valuables	Other Tangible Fixed Assets
		(11)	(12)	(13)	(14)
A014	Animal production	-	-	-	-
A015	Support activities to agriculture and post-harvest crop activities	-	-	-	-
A024	Support services to forestry	S	S	S	S
A031	Fishing	-	-	-	-
A032	Aquaculture	140	-	-	-
	VII - Central Visayas	12,987	-	-	289
A011	Growing of non-perennial crops	-	-	-	-
A012	Growing of perennial crops	S	S	S	S
A013	Plant propagation	S	S	S	S
A014	Animal production	-	-	-	-
A015	Support activities to agriculture and post-harvest crop activities	-	-	-	-
A031	Fishing	-	-	-	228
A032	Aquaculture	12,987	-	-	61
	VIII - Eastern Visayas	-	-	-	-
A011	Growing of non-perennial crops	-	-	-	-
A012	Growing of perennial crops	-	-	-	-
A014	Animal production	-	-	-	-
A015	Support activities to agriculture and post-harvest crop activities	-	-	-	-
A021	Silviculture and other forestry activities	S	S	S	S
A031	Fishing	S	S	S	S
A032	Aquaculture	-	-	-	-
	IX - Zamboanga Peninsula	-	-	-	-
A012	Growing of perennial crops	-	-	-	-
A013	Plant propagation	S	S	S	S
A014	Animal production	-	-	-	-
A031	Fishing	-	-	-	-
A032	Aquaculture	S	S	S	S
	X - Northern Mindanao	10,824	-	-	-
A011	Growing of non-perennial crops	-	-	-	-
A012	Growing of perennial crops	-	-	-	-
A013	Plant propagation	S	S	S	S
A014	Animal production	-	-	-	-
A015	Support activities to agriculture and post-harvest crop activities	10,824	-	-	-
A021	Silviculture and other forestry activities	S	S	S	S
A031	Fishing	-	-	-	-
A032	Aquaculture	-	-	-	-

Table 8.2 Number of Establishments and Losses and Damages to Tangible Fixed Assets by Type for Agriculture, Forestry and Fishing Establishments by Region and Industry Group: Philippines, 2018

(Values are in thousand PhP, except number of establishments. Details may not add-up to total due to rounding and/or statistical disclosure control.)

Concluded

2009 PSIC Code	Region / Industry Description	Losses and Damages to Tangible Fixed Assets			
		General Industrial Machinery and Equipment	Other Machinery and Equipment	Valuables	Other Tangible Fixed Assets
		(11)	(12)	(13)	(14)
	XI - Davao Region	-	-	-	7,089
A011	Growing of non-perennial crops	-	-	-	-
A012	Growing of perennial crops	-	-	-	7,089
A013	Plant propagation	S	S	S	S
A014	Animal production	-	-	-	-
A015	Support activities to agriculture and post-harvest crop activities	-	-	-	-
A024	Support services to forestry	S	S	S	S
A031	Fishing	-	-	-	-
A032	Aquaculture	-	-	-	-
	XII - SOCCSKSARGEN	-	-	-	-
A011	Growing of non-perennial crops	-	-	-	-
A012	Growing of perennial crops	-	-	-	-
A013	Plant propagation	-	-	-	-
A014	Animal production	-	-	-	-
A015	Support activities to agriculture and post-harvest crop activities	-	-	-	-
A031	Fishing	-	-	-	-
A032	Aquaculture	-	-	-	-
	XIII - Caraga	-	-	-	-
A011	Growing of non-perennial crops	-	-	-	-
A012	Growing of perennial crops	-	-	-	-
A013	Plant propagation	-	-	-	-
A014	Animal production	-	-	-	-
A015	Support activities to agriculture and post-harvest crop activities	-	-	-	-
A021	Silviculture and other forestry activities	S	S	S	S
A022	Logging	S	S	S	S
A032	Aquaculture	-	-	-	-
	Autonomous Region in Muslim Mindanao	-	-	-	-
A011	Growing of non-perennial crops	-	-	-	-
A012	Growing of perennial crops	-	-	-	-
A014	Animal production	S	S	S	S
A015	Support activities to agriculture and post-harvest crop activities	S	S	S	S
A031	Fishing	-	-	-	-
A032	Aquaculture	-	-	-	-

Notes: "-" - zero value

S - suppressed

Source: Philippine Statistics Authority, 2018 Census of Philippine Business and Industry

Table 9 Number of Establishments and Book Value of Tangible Fixed Assets by Type for Agriculture, Forestry and Fishing Establishments by Region and Industry Group: Philippines, 2018

(Values are in thousand PhP, except number of establishments. Details may not add-up to total due to rounding and/or statistical disclosure control.)

2009 PSIC Code	Region / Industry Description	Number of Establishments	Book Value of Tangible Fixed Assets as of 31 December 2018			
			Total	Land	Aqua Farm	Buildings, Other Structures and Land Improvements
		(1)	(2)	(3)	(4)	(5)
	Philippines	3,285	404,143,028	23,095,343	1,255,302	327,418,344
A011	Growing of non-perennial crops	500	6,939,312	1,756,655	53,077	2,020,123
A012	Growing of perennial crops	341	20,676,406	3,332,402	167,399	6,416,199
A013	Plant propagation	18	183,142	77,000	587	11,999
A014	Animal production	1,593	87,390,720	8,914,623	457,513	53,397,578
A015	Support activities to agriculture and post-harvest crop activities	413	275,203,821	7,486,777	12,006	262,769,632
A021	Silviculture and other forestry activities	7	88,086	7,410	-	23,489
A022	Logging	S	S	S	S	S
A024	Support services to forestry	S	S	S	S	S
A031	Fishing	223	9,989,400	1,173,106	92,647	1,886,437
A032	Aquaculture	183	3,617,001	338,820	472,073	886,350
	National Capital Region	57	276,272,180	6,873,931	635	263,323,725
A011	Growing of non-perennial crops	13	26,487	-	-	-
A014	Animal production	19	2,976,553	647,387	-	1,825,648
A015	Support activities to agriculture and post-harvest crop activities	7	268,659,419	5,853,109	-	260,079,818
A031	Fishing	10	4,488,099	349,607	142	1,417,688
A032	Aquaculture	8	121,622	23,829	493	571
	Cordillera Administrative Region	39	194,105	47,906	1,721	95,692
A011	Growing of non-perennial crops	7	19,770	2,406	-	14,668
A012	Growing of perennial crops	S	S	S	S	S
A014	Animal production	15	152,952	40,725	1,721	76,818
A015	Support activities to agriculture and post-harvest crop activities	15	15,021	4,775	-	4,206
A021	Silviculture and other forestry activities	S	S	S	S	S
	I - Ilocos Region	127	2,972,650	440,574	92,578	1,850,193
A011	Growing of non-perennial crops	18	57,959	26,267	945	10,437
A012	Growing of perennial crops	S	S	S	S	S
A014	Animal production	67	2,182,845	299,877	52,574	1,431,995
A015	Support activities to agriculture and post-harvest crop activities	14	516,924	85,452	-	345,283
A031	Fishing	S	S	S	S	S
A032	Aquaculture	14	182,650	18,995	38,924	55,298
	II - Cagayan Valley	68	1,910,316	226,591	22,922	1,212,738
A011	Growing of non-perennial crops	12	35,793	3,027	-	10,034
A013	Plant propagation	S	S	S	S	S
A014	Animal production	41	1,435,267	147,090	17,342	1,071,779
A015	Support activities to agriculture and post-harvest crop activities	12	161,068	25,823	-	48,624

Continued

Table 9 Number of Establishments and Book Value of Tangible Fixed Assets by Type for Agriculture, Forestry and Fishing Establishments by Region and Industry Group: Philippines, 2018

(Values are in thousand PhP, except number of establishments. Details may not add-up to total due to rounding and/or statistical disclosure control.)

Continued

2009 PSIC Code	Region / Industry Description	Number of Establishments	Book Value of Tangible Fixed Assets as of 31 December 2018			
			Total	Land	Aqua Farm	Buildings, Other Structures and Land Improvements
		(1)	(2)	(3)	(4)	(5)
A032	Aquaculture	S	S	S	S	S
	III - Central Luzon	586	32,577,465	2,603,329	180,956	16,632,523
A011	Growing of non-perennial crops	39	1,427,441	162,964	1,312	611,330
A012	Growing of perennial crops	6	81,937	639	560	50,468
A014	Animal production	465	29,391,930	2,310,143	121,161	15,138,562
A015	Support activities to agriculture and post-harvest crop activities	47	1,137,546	123,126	6,885	635,807
A021	Silviculture and other forestry activities	S	S	S	S	S
A022	Logging	S	S	S	S	S
A031	Fishing	3	8,472	2,150	-	981
A032	Aquaculture	24	490,530	210	51,037	186,303
	IVA - CALABARZON	366	7,784,896	2,385,282	20,598	2,755,464
A011	Growing of non-perennial crops	39	914,762	309,797	9,626	251,739
A012	Growing of perennial crops	S	S	S	S	S
A013	Plant propagation	S	S	S	S	S
A014	Animal production	250	6,336,480	1,983,448	10,325	2,240,287
A015	Support activities to agriculture and post-harvest crop activities	35	347,421	64,818	-	185,946
A031	Fishing	13	42,766	-	-	32,922
A032	Aquaculture	18	68,218	5,523	648	36,037
	MIMAROPA	97	1,259,512	132,323	20,281	187,888
A011	Growing of non-perennial crops	5	55,042	33,533	-	2,886
A012	Growing of perennial crops	5	643,564	6,419	-	8,717
A014	Animal production	15	113,813	13,049	1,000	71,246
A015	Support activities to agriculture and post-harvest crop activities	22	71,175	1,977	-	21,189
A021	Silviculture and other forestry activities	S	S	S	S	S
A024	Support services to forestry	S	S	S	S	S
A031	Fishing	32	102,102	11,443	121	8,232
A032	Aquaculture	17	272,091	65,357	19,160	75,618
	V - Bicol Region	83	1,170,888	287,208	61,975	491,671
A011	Growing of non-perennial crops	15	20,085	2,144	849	6,079
A014	Animal production	48	1,087,515	278,200	59,562	449,388
A015	Support activities to agriculture and post-harvest crop activities	11	60,692	6,858	-	35,923
A024	Support services to forestry	S	S	S	S	S
A031	Fishing	6	2,306	-	1,555	15
A032	Aquaculture	S	S	S	S	S
	VI - Western Visayas	360	5,460,642	1,735,501	148,053	1,356,697
A011	Growing of non-perennial crops	192	2,245,500	686,033	36,690	592,475

Table 9 Number of Establishments and Book Value of Tangible Fixed Assets by Type for Agriculture, Forestry and Fishing Establishments by Region and Industry Group: Philippines, 2018

(Values are in thousand PhP, except number of establishments. Details may not add-up to total due to rounding and/or statistical disclosure control.)

Continued

2009 PSIC Code	Region / Industry Description	Number of Establishments	Book Value of Tangible Fixed Assets as of 31 December 2018			
			Total	Land	Aqua Farm	Buildings, Other Structures and Land Improvements
		(1)	(2)	(3)	(4)	(5)
A012	Growing of perennial crops	12	558,002	29,192	-	253,220
A013	Plant propagation	S	S	S	S	S
A014	Animal production	97	904,692	275,195	-	366,175
A015	Support activities to agriculture and post-harvest crop activities	23	739,784	643,328	2,414	43,895
A024	Support services to forestry	S	S	S	S	S
A031	Fishing	22	625,630	33,874	11,962	33,020
A032	Aquaculture	11	368,842	58,779	96,987	66,704
	VII - Central Visayas	242	4,146,756	903,208	151,867	1,443,792
A011	Growing of non-perennial crops	71	684,262	219,575	591	82,046
A012	Growing of perennial crops	S	S	S	S	S
A013	Plant propagation	S	S	S	S	S
A014	Animal production	108	2,380,457	563,515	129,190	1,025,635
A015	Support activities to agriculture and post-harvest crop activities	13	361,288	46,324	-	178,867
A031	Fishing	18	88,236	1,762	-	10,673
A032	Aquaculture	25	354,587	27,998	22,085	139,902
	VIII - Eastern Visayas	126	653,640	140,020	1,340	279,715
A011	Growing of non-perennial crops	17	136,840	32,943	-	40,737
A012	Growing of perennial crops	6	8,835	2,900	-	3,400
A014	Animal production	78	459,530	87,640	950	228,028
A015	Support activities to agriculture and post-harvest crop activities	11	36,215	12,280	-	6,611
A021	Silviculture and other forestry activities	S	S	S	S	S
A031	Fishing	S	S	S	S	S
A032	Aquaculture	8	7,289	3,675	390	30
	IX - Zamboanga Peninsula	95	1,912,635	287,129	3,129	309,797
A012	Growing of perennial crops	13	434,103	157,143	3,067	65,299
A013	Plant propagation	S	S	S	S	S
A014	Animal production	41	360,227	21,350	-	148,616
A031	Fishing	38	1,077,111	93,144	62	84,460
A032	Aquaculture	S	S	S	S	S
	X - Northern Mindanao	336	9,314,885	1,142,144	30,591	3,669,166
A011	Growing of non-perennial crops	17	256,744	112,652	3,000	17,442
A012	Growing of perennial crops	31	3,253,491	75,459	-	900,117
A013	Plant propagation	S	S	S	S	S
A014	Animal production	173	3,080,420	409,942	17,496	1,691,700
A015	Support activities to agriculture and post-harvest crop activities	95	2,477,512	521,184	2,707	990,305
A021	Silviculture and other forestry activities	S	S	S	S	S
A031	Fishing	4	20,297	2,160	228	11,430
A032	Aquaculture	13	129,276	13,581	6,760	49,473

Table 9 Number of Establishments and Book Value of Tangible Fixed Assets by Type for Agriculture, Forestry and Fishing Establishments by Region and Industry Group: Philippines, 2018

(Values are in thousand PhP, except number of establishments. Details may not add-up to total due to rounding and/or statistical disclosure control.)

Continued

2009 PSIC Code	Region / Industry Description	Number of Establishments	Book Value of Tangible Fixed Assets as of 31 December 2018			
			Total	Land	Aqua Farm	Buildings, Other Structures and Land Improvements
		(1)	(2)	(3)	(4)	(5)
	XI - Davao Region	370	36,530,607	3,486,559	268,262	21,270,009
A011	Growing of non-perennial crops	8	436,491	109,395	-	109,701
A012	Growing of perennial crops	179	9,617,128	2,174,717	163,358	2,416,961
A013	Plant propagation	S	S	S	S	S
A014	Animal production	114	25,992,737	1,113,938	28,593	18,671,455
A015	Support activities to agriculture and post-harvest crop activities	44	194,863	65,486	-	27,640
A024	Support services to forestry	S	S	S	S	S
A031	Fishing	11	139,342	5,279	1,620	24,560
A032	Aquaculture	11	131,446	5,090	74,692	16,719
	XII - SOCCSKSARGEN	185	19,821,803	1,965,581	173,168	12,253,214
A011	Growing of non-perennial crops	8	600,219	50,474	-	257,999
A012	Growing of perennial crops	37	4,203,773	501,593	360	2,614,707
A013	Plant propagation	4	18,262	11,100	187	708
A014	Animal production	52	10,284,040	659,525	17,594	8,845,612
A015	Support activities to agriculture and post-harvest crop activities	42	284,635	24,506	-	118,168
A031	Fishing	30	3,222,828	638,164	-	250,197
A032	Aquaculture	11	1,208,046	80,220	155,027	165,824
	XIII - Caraga	58	1,221,775	190,285	280	253,775
A011	Growing of non-perennial crops	4	20,117	4,803	-	11,831
A012	Growing of perennial crops	20	725,160	97,728	-	62,905
A013	Plant propagation	3	16,363	10,860	-	174
A014	Animal production	8	251,136	63,581	-	114,535
A015	Support activities to agriculture and post-harvest crop activities	15	139,260	7,690	-	47,307
A021	Silviculture and other forestry activities	S	S	S	S	S
A022	Logging	S	S	S	S	S
A032	Aquaculture	5	2,923	60	280	120
	Autonomous Region in Muslim Mindanao	88	938,273	247,772	76,947	32,285
A011	Growing of non-perennial crops	36	1,800	642	65	719
A012	Growing of perennial crops	14	794,511	218,592	-	25,737
A014	Animal production	S	S	S	S	S
A015	Support activities to agriculture and post-harvest crop activities	S	S	S	S	S
A031	Fishing	19	139,613	28,376	76,877	5,185
A032	Aquaculture	11	1,225	102	-	501

Table 9 Number of Establishments and Book Value of Tangible Fixed Assets by Type for Agriculture, Forestry and Fishing Establishments by Region and Industry Group: Philippines, 2018

(Values are in thousand PhP, except number of establishments. Details may not add-up to total due to rounding and/or statistical disclosure control.)

Continued

2009 PSIC Code	Region / Industry Description	Book Value of Tangible Fixed Assets as of 31 December 2018				
		Cultivated Assets	Fishing Boat/Craft/Vessel	Transport Equipment	ICT Machinery and Equipment	Specialized Industrial Machineries
		(6)	(7)	(8)	(9)	(10)
	Philippines	6,181,033	4,818,099	4,262,959	2,202,600	11,518,625
A011	Growing of non-perennial crops	136,914	13,467	575,011	58,159	1,663,095
A012	Growing of perennial crops	3,347,354	1,530	875,986	338,834	3,041,574
A013	Plant propagation	58,853	-	14,110	1,137	748
A014	Animal production	2,329,420	35,188	1,659,748	1,053,654	4,651,673
A015	Support activities to agriculture and post-harvest crop activities	35,486	57,431	617,922	316,623	1,322,580
A021	Silviculture and other forestry activities	19,992	-	5,052	478	8,271
A022	Logging	S	S	S	S	S
A024	Support services to forestry	S	S	S	S	S
A031	Fishing	-	4,637,705	289,158	314,337	266,170
A032	Aquaculture	243,449	72,779	212,206	119,217	552,263
	National Capital Region	5,762	1,529,072	235,597	508,199	695,776
A011	Growing of non-perennial crops	-	-	4,991	5,176	-
A014	Animal production	5,762	-	10,897	3,724	1,071
A015	Support activities to agriculture and post-harvest crop activities	-	-	173,758	242,118	566,795
A031	Fishing	-	1,500,062	45,951	220,116	124,312
A032	Aquaculture	-	29,010	-	37,065	3,598
	Cordillera Administrative Region	22,760	2,825	12,360	491	1,630
A011	Growing of non-perennial crops	340	-	1,412	76	353
A012	Growing of perennial crops	S	S	S	S	S
A014	Animal production	15,819	-	10,947	414	1,219
A015	Support activities to agriculture and post-harvest crop activities	1,049	2,825	-	-	-
A021	Silviculture and other forestry activities	S	S	S	S	S
	I - Ilocos Region	78,543	16,485	73,350	7,239	98,824
A011	Growing of non-perennial crops	-	7,806	1,361	2,546	7,923
A012	Growing of perennial crops	S	S	S	S	S
A014	Animal production	59,430	1	16,294	4,195	78,603
A015	Support activities to agriculture and post-harvest crop activities	-	-	5,975	47	12,299
A031	Fishing	S	S	S	S	S
A032	Aquaculture	19,012	6,973	37,024	402	-
	II - Cagayan Valley	31,131	38	148,249	9,576	51,803
A011	Growing of non-perennial crops	4,204	-	15,236	74	1,595
A013	Plant propagation	S	S	S	S	S
A014	Animal production	25,532	-	124,563	4,426	37,399
A015	Support activities to agriculture and post-harvest crop activities	-	-	-	3,066	12,808
A032	Aquaculture	S	S	S	S	S

Table 9 Number of Establishments and Book Value of Tangible Fixed Assets by Type for Agriculture, Forestry and Fishing Establishments by Region and Industry Group: Philippines, 2018

(Values are in thousand PhP, except number of establishments. Details may not add-up to total due to rounding and/or statistical disclosure control.)

Continued

Continued

2009 PSIC Code	Region / Industry Description	Book Value of Tangible Fixed Assets as of 31 December 2018				
		Cultivated Assets	Fishing Boat/Craft/Vessel	Transport Equipment	ICT Machinery and Equipment	Specialized Industrial Machineries
		(6)	(7)	(8)	(9)	(10)
	III - Central Luzon	444,561	4,983	583,969	395,919	3,527,707
A011	Growing of non-perennial crops	-	-	53,958	28,098	441,850
A012	Growing of perennial crops	352	-	6,361	742	116
A014	Animal production	419,186	1,443	401,694	354,903	2,782,972
A015	Support activities to agriculture and post-harvest crop activities	15,458	-	58,767	4,018	226,078
A021	Silviculture and other forestry activities	S	S	S	S	S
A022	Logging	S	S	S	S	S
A031	Fishing	-	3,540	1,010	18	219
A032	Aquaculture	-	-	51,489	8,121	74,211
	IVA - CALABARZON	614,864	12,827	291,414	257,495	547,204
A011	Growing of non-perennial crops	29,938	659	36,854	4,508	76,496
A012	Growing of perennial crops	S	S	S	S	S
A013	Plant propagation	S	S	S	S	S
A014	Animal production	551,383	5,165	239,064	248,178	434,573
A015	Support activities to agriculture and post-harvest crop activities	11,234	3,031	7,524	3,912	16,263
A031	Fishing	-	3,972	385	582	4,608
A032	Aquaculture	4,024	-	1,276	-	7,181
	MIMAROPA	529,382	69,945	91,319	15,649	39,193
A011	Growing of non-perennial crops	-	-	9,379	386	8,233
A012	Growing of perennial crops	514,535	-	22,635	779	10,955
A014	Animal production	12,042	-	4,527	373	5,109
A015	Support activities to agriculture and post-harvest crop activities	-	-	8,825	5,832	14,460
A021	Silviculture and other forestry activities	S	S	S	S	S
A024	Support services to forestry	S	S	S	S	S
A031	Fishing	-	43,212	27,005	2,536	435
A032	Aquaculture	2,805	26,733	18,948	5,743	-
	V - Bicol Region	37,254	15,016	59,910	172,397	9,793
A011	Growing of non-perennial crops	343	-	859	63	9,351
A014	Animal production	36,911	14,445	41,606	172,207	358
A015	Support activities to agriculture and post-harvest crop activities	-	-	17,438	-	84
A024	Support services to forestry	S	S	S	S	S
A031	Fishing	-	570	-	127	-
A032	Aquaculture	S	S	S	S	S
	VI - Western Visayas	103,852	393,524	420,489	29,042	952,510
A011	Growing of non-perennial crops	25,358	4,821	209,952	5,523	602,357
A012	Growing of perennial crops	600	-	60,895	385	190,437
A013	Plant propagation	S	S	S	S	S

Table 9 Number of Establishments and Book Value of Tangible Fixed Assets by Type for Agriculture, Forestry and Fishing Establishments by Region and Industry Group: Philippines, 2018

(Values are in thousand PhP, except number of establishments. Details may not add-up to total due to rounding and/or statistical disclosure control.)

Continued

2009 PSIC Code	Region / Industry Description	Book Value of Tangible Fixed Assets as of 31 December 2018				
		Cultivated Assets	Fishing Boat/Craft/Vessel	Transport Equipment	ICT Machinery and Equipment	Specialized Industrial Machineries
		(6)	(7)	(8)	(9)	(10)
A014	Animal production	62,369	1,083	80,257	9,104	28,584
A015	Support activities to agriculture and post-harvest crop activities	1,483	-	3,124	179	31,838
A024	Support services to forestry	S	S	S	S	S
A031	Fishing	-	387,619	46,385	8,004	-
A032	Aquaculture	11,393	-	16,577	5,667	98,943
	VII - Central Visayas	322,360	45,382	317,214	65,089	374,905
A011	Growing of non-perennial crops	40,594	181	192,685	2,548	109,567
A012	Growing of perennial crops	S	S	S	S	S
A013	Plant propagation	S	S	S	S	S
A014	Animal production	58,862	56	86,421	53,043	145,010
A015	Support activities to agriculture and post-harvest crop activities	396	-	10,078	74	73,383
A031	Fishing	-	44,959	16,208	4,810	552
A032	Aquaculture	426	186	11,279	4,316	42,752
	VIII - Eastern Visayas	4,534	2,815	49,686	13,999	80,233
A011	Growing of non-perennial crops	272	-	5,094	169	54,463
A012	Growing of perennial crops	-	-	1,771	87	544
A014	Animal production	4,222	-	23,220	13,565	24,902
A015	Support activities to agriculture and post-harvest crop activities	40	-	16,520	-	324
A021	Silviculture and other forestry activities	S	S	S	S	S
A031	Fishing	S	S	S	S	S
A032	Aquaculture	-	-	2,630	139	-
	IX - Zamboanga Peninsula	141,075	617,834	155,812	19,162	118,661
A012	Growing of perennial crops	126,462	170	50,598	9,482	4,651
A013	Plant propagation	S	S	S	S	S
A014	Animal production	4,913	-	66,174	1,949	108,667
A031	Fishing	-	617,664	38,436	6,968	5,343
A032	Aquaculture	S	S	S	S	S
	X - Northern Mindanao	973,371	67,213	640,035	420,277	660,709
A011	Growing of non-perennial crops	18,869	-	17,484	7,685	36,350
A012	Growing of perennial crops	577,114	-	231,130	174,575	298,766
A013	Plant propagation	S	S	S	S	S
A014	Animal production	317,400	8,670	161,085	136,088	159,699
A015	Support activities to agriculture and post-harvest crop activities	4,305	51,576	214,922	52,848	165,239
A021	Silviculture and other forestry activities	S	S	S	S	S
A031	Fishing	-	2,440	3,000	1,039	-
A032	Aquaculture	-	4,527	5,413	47,682	644

Table 9 Number of Establishments and Book Value of Tangible Fixed Assets by Type for Agriculture, Forestry and Fishing Establishments by Region and Industry Group: Philippines, 2018

(Values are in thousand PhP, except number of establishments. Details may not add-up to total due to rounding and/or statistical disclosure control.)

Continued

2009 PSIC Code	Region / Industry Description	Book Value of Tangible Fixed Assets as of 31 December 2018				
		Cultivated Assets	Fishing Boat/Craft/Vessel	Transport Equipment	ICT Machinery and Equipment	Specialized Industrial Machineries
		(6)	(7)	(8)	(9)	(10)
	XI - Davao Region	1,755,756	106,848	551,626	163,330	2,525,679
A011	Growing of non-perennial crops	7,600	-	19,284	20	38,242
A012	Growing of perennial crops	1,127,282	-	300,043	111,204	1,952,534
A013	Plant propagation	S	S	S	S	S
A014	Animal production	618,689	4,325	128,719	46,892	524,360
A015	Support activities to agriculture and post-harvest crop activities	66	-	74,649	3,475	9,973
A024	Support services to forestry	S	S	S	S	S
A031	Fishing	-	97,278	8,499	204	5
A032	Aquaculture	2,119	5,245	17,907	1,368	411
	XII - SOCCSKSARGEN	629,118	1,906,861	544,841	83,299	1,221,186
A011	Growing of non-perennial crops	8,396	-	4,648	1,208	276,096
A012	Growing of perennial crops	284,144	-	138,006	2,064	91,792
A013	Plant propagation	3,150	-	2,092	405	-
A014	Animal production	130,149	-	257,708	3,925	279,305
A015	Support activities to agriculture and post-harvest crop activities	1,456	-	17,991	494	118,774
A031	Fishing	-	1,906,861	85,708	69,318	130,697
A032	Aquaculture	201,823	-	38,688	5,884	324,523
	XIII - Caraga	486,709	21	44,260	3,016	146,064
A011	Growing of non-perennial crops	1,000	-	1,814	50	202
A012	Growing of perennial crops	474,771	-	19,746	1,081	13,416
A013	Plant propagation	3,353	-	1,220	382	88
A014	Animal production	6,750	-	6,573	667	39,843
A015	Support activities to agriculture and post-harvest crop activities	-	-	7,696	560	74,263
A021	Silviculture and other forestry activities	S	S	S	S	S
A022	Logging	S	S	S	S	S
A032	Aquaculture	450	21	1,840	152	-
	Autonomous Region in Muslim Mindanao	-	26,412	42,826	38,423	466,750
A011	Growing of non-perennial crops	-	-	-	28	16
A012	Growing of perennial crops	-	1,360	38,675	37,867	466,734
A014	Animal production	S	S	S	S	S
A015	Support activities to agriculture and post-harvest crop activities	S	S	S	S	S
A031	Fishing	-	25,008	3,425	528	-
A032	Aquaculture	-	45	70	-	-

Table 9 Number of Establishments and Book Value of Tangible Fixed Assets by Type for Agriculture, Forestry and Fishing Establishments by Region and Industry Group: Philippines, 2018

(Values are in thousand PhP, except number of establishments. Details may not add-up to total due to rounding and/or statistical disclosure control.)

Continued

2009 PSIC Code	Region / Industry Description	Book Value of Tangible Fixed Assets as of 31 December 2018			
		General Industrial Machinery and Equipment	Other Machinery and Equipment	Valuables	Other Tangible Fixed Assets
		(11)	(12)	(13)	(14)
	Philippines	13,726,459	5,840,794	11,088	3,812,383
A011	Growing of non-perennial crops	113,138	7,835	80	541,758
A012	Growing of perennial crops	1,419,193	65,619	-	1,670,316
A013	Plant propagation	17,164	67	50	1,427
A014	Animal production	9,197,119	4,660,685	10,958	1,022,561
A015	Support activities to agriculture and post-harvest crop activities	1,256,370	1,013,253	-	315,740
A021	Silviculture and other forestry activities	20,432	-	-	2,963
A022	Logging	S	S	S	S
A024	Support services to forestry	S	S	S	S
A031	Fishing	1,155,329	35,687	-	138,825
A032	Aquaculture	547,704	54,854	-	117,286
	National Capital Region	2,124,044	631,134	-	344,305
A011	Growing of non-perennial crops	-	-	-	16,320
A014	Animal production	458,504	-	-	23,561
A015	Support activities to agriculture and post-harvest crop activities	868,399	629,332	-	246,090
A031	Fishing	775,353	60	-	54,809
A032	Aquaculture	21,788	1,742	-	3,525
	Cordillera Administrative Region	5,004	-	-	3,717
A011	Growing of non-perennial crops	278	-	-	235
A012	Growing of perennial crops	S	S	S	S
A014	Animal production	4,679	-	-	609
A015	Support activities to agriculture and post-harvest crop activities	-	-	-	2,166
A021	Silviculture and other forestry activities	S	S	S	S
	I - Ilocos Region	83,493	216,548	80	14,741
A011	Growing of non-perennial crops	130	-	80	464
A012	Growing of perennial crops	S	S	S	S
A014	Animal production	75,847	155,928	-	8,101
A015	Support activities to agriculture and post-harvest crop activities	4,396	60,591	-	2,880
A031	Fishing	S	S	S	S
A032	Aquaculture	2,881	-	-	3,141
	II - Cagayan Valley	182,180	6,208	-	18,879
A011	Growing of non-perennial crops	420	-	-	1,203
A013	Plant propagation	S	S	S	S
A014	Animal production	6,422	40	-	676
A015	Support activities to agriculture and post-harvest crop activities	47,902	6,168	-	16,677
A032	Aquaculture	S	S	S	S

Table 9 Number of Establishments and Book Value of Tangible Fixed Assets by Type for Agriculture, Forestry and Fishing Establishments by Region and Industry Group: Philippines, 2018

(Values are in thousand PhP, except number of establishments. Details may not add-up to total due to rounding and/or statistical disclosure control.)

Continued

Continued

2009 PSIC Code		Region / Industry Description	Book Value of Tangible Fixed Assets as of 31 December 2018			
			General Industrial Machinery and Equipment	Other Machinery and Equipment	Valuables	Other Tangible Fixed Assets
			(11)	(12)	(13)	(14)
		III - Central Luzon	2,849,876	4,460,055	10,229	883,359
A011	Growing of non-perennial crops	979	437	-	126,513	
A012	Growing of perennial crops	20,151	-	-	2,549	
A014	Animal production	2,650,712	4,453,427	10,229	747,498	
A015	Support activities to agriculture and post-harvest crop activities	62,291	4,078	-	1,037	
A021	Silviculture and other forestry activities	S	S	S	S	
A022	Logging	S	S	S	S	
A031	Fishing	494	-	-	61	
A032	Aquaculture	115,151	220	-	3,787	
		IVA - CALABARZON	617,709	11,377	358	270,305
A011	Growing of non-perennial crops	11,094	2,575	-	181,476	
A012	Growing of perennial crops	S	S	S	S	
A013	Plant propagation	S	S	S	S	
A014	Animal production	532,618	7,836	358	83,245	
A015	Support activities to agriculture and post-harvest crop activities	48,695	902	-	5,097	
A031	Fishing	191	64	-	42	
A032	Aquaculture	13,188	-	-	340	
		MIMAROPA	27,260	5,935	5	140,332
A011	Growing of non-perennial crops	-	-	-	624	
A012	Growing of perennial crops	263	-	-	79,260	
A014	Animal production	1,576	697	5	4,188	
A015	Support activities to agriculture and post-harvest crop activities	9,851	926	-	8,115	
A021	Silviculture and other forestry activities	S	S	S	S	
A024	Support services to forestry	S	S	S	S	
A031	Fishing	1,412	4,313	-	3,394	
A032	Aquaculture	14,158	-	-	43,568	
		V - Bicol Region	32,146	2,219	-	1,300
A011	Growing of non-perennial crops	-	-	-	398	
A014	Animal production	31,722	2,219	-	898	
A015	Support activities to agriculture and post-harvest crop activities	385	-	-	4	
A024	Support services to forestry	S	S	S	S	
A031	Fishing	38	-	-	-	
A032	Aquaculture	S	S	S	S	
		VI - Western Visayas	224,024	5,842	115	90,994
A011	Growing of non-perennial crops	24,310	2,080	-	55,901	
A012	Growing of perennial crops	1,200	-	-	22,072	
A013	Plant propagation	S	S	S	S	

Table 9 Number of Establishments and Book Value of Tangible Fixed Assets by Type for Agriculture, Forestry and Fishing Establishments by Region and Industry Group: Philippines, 2018

(Values are in thousand PhP, except number of establishments. Details may not add-up to total due to rounding and/or statistical disclosure control.)

Continued

2009 PSIC Code	Region / Industry Description	Book Value of Tangible Fixed Assets as of 31 December 2018			
		General Industrial Machinery and Equipment	Other Machinery and Equipment	Valuables	Other Tangible Fixed Assets
		(11)	(12)	(13)	(14)
A014	Animal production	74,908	112	65	6,840
A015	Support activities to agriculture and post-harvest crop activities	11,991	1,207	-	324
A024	Support services to forestry	S	S	S	S
A031	Fishing	99,234	1,492	-	4,039
A032	Aquaculture	12,333	-	-	1,459
	VII - Central Visayas	417,822	12,678	-	92,440
A011	Growing of non-perennial crops	22,918	2,076	-	11,482
A012	Growing of perennial crops	S	S	S	S
A013	Plant propagation	S	S	S	S
A014	Animal production	286,444	6,394	-	25,889
A015	Support activities to agriculture and post-harvest crop activities	44,565	2,166	-	5,434
A031	Fishing	7,426	1,500	-	345
A032	Aquaculture	56,076	541	-	49,024
	VIII - Eastern Visayas	36,105	345	8	44,840
A011	Growing of non-perennial crops	2,720	16	-	426
A012	Growing of perennial crops	73	-	-	59
A014	Animal production	32,512	168	8	44,315
A015	Support activities to agriculture and post-harvest crop activities	295	136	-	9
A021	Silviculture and other forestry activities	S	S	S	S
A031	Fishing	S	S	S	S
A032	Aquaculture	424	-	-	-
	IX - Zamboanga Peninsula	187,644	18,298	-	54,093
A012	Growing of perennial crops	5,567	4,159	-	7,505
A013	Plant propagation	S	S	S	S
A014	Animal production	956	87	-	7,516
A031	Fishing	178,068	14,040	-	38,926
A032	Aquaculture	S	S	S	S
	X - Northern Mindanao	727,504	324,897	139	658,839
A011	Growing of non-perennial crops	38,762	275	-	4,225
A012	Growing of perennial crops	382,142	366	-	613,822
A013	Plant propagation	S	S	S	S
A014	Animal production	145,171	16,638	139	16,392
A015	Support activities to agriculture and post-harvest crop activities	143,797	307,618	-	23,011
A021	Silviculture and other forestry activities	S	S	S	S
A031	Fishing	-	-	-	-
A032	Aquaculture	322	-	-	875

Table 9 Number of Establishments and Book Value of Tangible Fixed Assets by Type for Agriculture, Forestry and Fishing Establishments by Region and Industry Group: Philippines, 2018

(Values are in thousand PhP, except number of establishments. Details may not add-up to total due to rounding and/or statistical disclosure control.)

Concluded

2009 PSIC Code	Region / Industry Description	Book Value of Tangible Fixed Assets as of 31 December 2018			
		General Industrial Machinery and Equipment	Other Machinery and Equipment	Valuables	Other Tangible Fixed Assets
		(11)	(12)	(13)	(14)
	XI - Davao Region	5,255,557	57,794	-	1,089,186
A011	Growing of non-perennial crops	9,879	231	-	142,139
A012	Growing of perennial crops	418,465	41,347	-	911,216
A013	Plant propagation	S	S	S	S
A014	Animal production	4,809,362	14,254	-	32,149
A015	Support activities to agriculture and post-harvest crop activities	10,457	129	-	2,989
A024	Support services to forestry	S	S	S	S
A031	Fishing	1,730	116	-	51
A032	Aquaculture	5,654	1,718	-	522
	XII - SOCCSKSARGEN	885,832	86,765	156	71,783
A011	Growing of non-perennial crops	1,236	96	-	67
A012	Growing of perennial crops	536,028	19,680	-	15,400
A013	Plant propagation	30	5	-	585
A014	Animal production	80,181	2,886	156	7,000
A015	Support activities to agriculture and post-harvest crop activities	2,043	-	-	1,203
A031	Fishing	90,992	13,920	-	36,972
A032	Aquaculture	175,323	50,178	-	10,555
	XIII - Caraga	68,807	102	-	28,456
A011	Growing of non-perennial crops	302	50	-	65
A012	Growing of perennial crops	41,684	52	-	13,776
A013	Plant propagation	14	-	-	272
A014	Animal production	5,505	-	-	13,682
A015	Support activities to agriculture and post-harvest crop activities	1,302	-	-	443
A021	Silviculture and other forestry activities	S	S	S	S
A022	Logging	S	S	S	S
A032	Aquaculture	-	-	-	-
	Autonomous Region in Muslim Mindanao	1,448	597	-	4,813
A011	Growing of non-perennial crops	110	-	-	221
A012	Growing of perennial crops	1,252	15	-	4,278
A014	Animal production	S	S	S	S
A015	Support activities to agriculture and post-harvest crop activities	S	S	S	S
A031	Fishing	86	128	-	-
A032	Aquaculture	-	454	-	53

Notes: "-" - zero value

S - suppressed

Source: Philippine Statistics Authority, 2018 Census of Philippine Business and Industry

Table 10 Number of Establishments and Book Value of Intangible Assets by Type for Agriculture, Forestry and Fishing Establishments by Region and Industry Group: Philippines, 2018

(Values are in thousand PhP, except number of establishments. Details may not add-up to total due to rounding and/or statistical disclosure control.)

2009 PSIC Code	Region / Industry Description	Number of Establishments	Book Value of Intangible Assets as of 31 December 2018		
			Total	Intangible Non- produced Assets	Computer Software and Databases
		(1)	(2)	(3)	(4)
	Philippines	3,285	74,229,117	19,006	33,270
A011	Growing of non-perennial crops	500	1,363,244	150	-
A012	Growing of perennial crops	341	11,875	5,666	6,209
A013	Plant propagation	18	-	-	-
A014	Animal production	1,593	101,543	11,740	25,679
A015	Support activities to agriculture and post-harvest crop activities	413	72,748,893	-	-
A021	Silviculture and other forestry activities	7	-	-	-
A022	Logging	S	S	S	S
A024	Support services to forestry	S	S	S	S
A031	Fishing	223	206	150	56
A032	Aquaculture	183	3,356	1,300	1,326
	National Capital Region	57	72,748,893	-	-
A011	Growing of non-perennial crops	13	-	-	-
A014	Animal production	19	-	-	-
A015	Support activities to agriculture and post-harvest crop activities	7	72,748,893	-	-
A031	Fishing	10	-	-	-
A032	Aquaculture	8	-	-	-
	Cordillera Administrative Region	39	2,738	2,738	-
A011	Growing of non-perennial crops	7	-	-	-
A012	Growing of perennial crops	S	S	S	S
A014	Animal production	15	2,738	2,738	-
A015	Support activities to agriculture and post-harvest crop activities	15	-	-	-
A021	Silviculture and other forestry activities	S	S	S	S
	I - Ilocos Region	127	3,236	2,506	-
A011	Growing of non-perennial crops	18	-	-	-
A012	Growing of perennial crops	S	S	S	S
A014	Animal production	67	1,206	1,206	-
A015	Support activities to agriculture and post-harvest crop activities	14	-	-	-
A031	Fishing	S	S	S	S
A032	Aquaculture	14	2,030	1,300	-
	II - Cagayan Valley	68	-	-	-
A011	Growing of non-perennial crops	12	-	-	-
A013	Plant propagation	S	S	S	S
A014	Animal production	41	-	-	-
A015	Support activities to agriculture and post-harvest crop activities	12	-	-	-

Table 10 Number of Establishments and Book Value of Intangible Assets by Type for Agriculture, Forestry and Fishing Establishments by Region and Industry Group: Philippines, 2018

(Values are in thousand PhP, except number of establishments. Details may not add-up to total due to rounding and/or statistical disclosure control.)

Continued

2009 PSIC Code	Region / Industry Description	Number of Establishments	Book Value of Intangible Assets as of 31 December 2018		
			Total	Intangible Non- produced Assets	Computer Software and Databases
		(1)	(2)	(3)	(4)
A032	Aquaculture	S	S	S	S
	III - Central Luzon	586	431,696	7,108	16,196
A011	Growing of non-perennial crops	39	373,052	-	-
A012	Growing of perennial crops	6	550	-	550
A014	Animal production	465	57,513	7,108	15,065
A015	Support activities to agriculture and post-harvest crop activities	47	-	-	-
A021	Silviculture and other forestry activities	S	S	S	S
A022	Logging	S	S	S	S
A031	Fishing	3	-	-	-
A032	Aquaculture	24	581	-	581
	IVA - CALABARZON	366	566,181	779	4,249
A011	Growing of non-perennial crops	39	539,003	150	-
A012	Growing of perennial crops	S	S	S	S
A013	Plant propagation	S	S	S	S
A014	Animal production	250	27,177	629	4,249
A015	Support activities to agriculture and post-harvest crop activities	35	-	-	-
A031	Fishing	13	-	-	-
A032	Aquaculture	18	-	-	-
	MIMAROPA	97	412	-	412
A011	Growing of non-perennial crops	5	-	-	-
A012	Growing of perennial crops	5	-	-	-
A014	Animal production	15	100	-	100
A015	Support activities to agriculture and post-harvest crop activities	22	-	-	-
A021	Silviculture and other forestry activities	S	S	S	S
A024	Support services to forestry	S	S	S	S
A031	Fishing	32	-	-	-
A032	Aquaculture	17	312	-	312
	V - Bicol	83	-	-	-
A011	Growing of non-perennial crops	15	-	-	-
A014	Animal production	48	-	-	-
A015	Support activities to agriculture and post-harvest crop activities	11	-	-	-
A024	Support services to forestry	S	S	S	S
A031	Fishing	6	-	-	-
A032	Aquaculture	S	S	S	S
	VI - Western Visayas	360	91	-	91
A011	Growing of non-perennial crops	192	-	-	-

Table 10 Number of Establishments and Book Value of Intangible Assets by Type for Agriculture, Forestry and Fishing Establishments by Region and Industry Group: Philippines, 2018

(Values are in thousand PhP, except number of establishments. Details may not add-up to total due to rounding and/or statistical disclosure control.)

Continued

2009 PSIC Code	Region / Industry Description	Number of Establishments	Book Value of Intangible Assets as of 31 December 2018		
			Total	Intangible Non- produced Assets	Computer Software and Databases
		(1)	(2)	(3)	(4)
A012	Growing of perennial crops	12	-	-	-
A013	Plant propagation	S	S	S	S
A014	Animal production	97	-	-	-
A015	Support activities to agriculture and post-harvest crop activities	23	-	-	-
A024	Support services to forestry	S	S	S	S
A031	Fishing	22	-	-	-
A032	Aquaculture	11	91	-	91
	VII - Central Visayas	242	6,823	-	342
A011	Growing of non-perennial crops	71	-	-	-
A012	Growing of perennial crops	S	S	S	S
A013	Plant propagation	S	S	S	S
A014	Animal production	108	6,482	-	-
A015	Support activities to agriculture and post-harvest crop activities	13	-	-	-
A031	Fishing	18	-	-	-
A032	Aquaculture	25	342	-	342
	VIII - Eastern Visayas	126	206	150	56
A011	Growing of non-perennial crops	17	-	-	-
A012	Growing of perennial crops	6	-	-	-
A014	Animal production	78	-	-	-
A015	Support activities to agriculture and post-harvest crop activities	11	-	-	-
A021	Silviculture and other forestry activities	S	S	S	S
A031	Fishing	S	S	S	S
A032	Aquaculture	8	-	-	-
	IX - Zamboanga Peninsula	95	-	-	-
A012	Growing of perennial crops	13	-	-	-
A013	Plant propagation	S	S	S	S
A014	Animal production	41	-	-	-
A031	Fishing	38	-	-	-
A032	Aquaculture	S	S	S	S
	X - Northern Mindanao	336	6,714	60	6,651
A011	Growing of non-perennial crops	17	-	-	-
A012	Growing of perennial crops	31	386	-	386
A013	Plant propagation	S	S	S	S
A014	Animal production	173	6,328	60	6,265
A015	Support activities to agriculture and post-harvest crop activities	95	-	-	-
A021	Silviculture and other forestry activities	S	S	S	S
A031	Fishing	4	-	-	-
A032	Aquaculture	13	-	-	-

Table 10 Number of Establishments and Book Value of Intangible Assets by Type for Agriculture, Forestry and Fishing Establishments by Region and Industry Group: Philippines, 2018

(Values are in thousand PhP, except number of establishments. Details may not add-up to total due to rounding and/or statistical disclosure control.)

Continued

2009 PSIC Code	Region / Industry Description	Number of Establishments	Book Value of Intangible Assets as of 31 December 2018		
			Total	Intangible Non- produced Assets	Computer Software and Databases
		(1)	(2)	(3)	(4)
	XI - Davao	370	449,439	5,666	5,272
A011	Growing of non-perennial crops	8	438,500	-	-
A012	Growing of perennial crops	179	10,938	5,666	5,272
A013	Plant propagation	S	S	S	S
A014	Animal production	114	-	-	-
A015	Support activities to agriculture and post-harvest crop activities	44	-	-	-
A024	Support services to forestry	S	S	S	S
A031	Fishing	11	-	-	-
A032	Aquaculture	11	-	-	-
	XII - SOCCSKSARGEN	185	12,689	-	-
A011	Growing of non-perennial crops	8	12,689	-	-
A012	Growing of perennial crops	37	-	-	-
A013	Plant propagation	4	-	-	-
A014	Animal production	52	-	-	-
A015	Support activities to agriculture and post-harvest crop activities	42	-	-	-
A031	Fishing	30	-	-	-
A032	Aquaculture	11	-	-	-
	XIII - Caraga	58	-	-	-
A011	Growing of non-perennial crops	4	-	-	-
A012	Growing of perennial crops	20	-	-	-
A013	Plant propagation	3	-	-	-
A014	Animal production	8	-	-	-
A015	Support activities to agriculture and post-harvest crop activities	15	-	-	-
A021	Silviculture and other forestry activities	S	S	S	S
A022	Logging	S	S	S	S
A032	Aquaculture	5	-	-	-
	Autonomous Region in Muslim Mindanao	88	-	-	-
A011	Growing of non-perennial crops	36	-	-	-
A012	Growing of perennial crops	14	-	-	-
A014	Animal production	S	S	S	S
A015	Support activities to agriculture and post-harvest crop activities	S	S	S	S
A031	Fishing	19	-	-	-
A032	Aquaculture	11	-	-	-

Table 10 Number of Establishments and Book Value of Intangible Assets by Type for Agriculture, Forestry and Fishing Establishments by Region and Industry Group: Philippines, 2018

(Values are in thousand PhP, except number of establishments. Details may not add-up to total due to rounding and/or statistical disclosure control.)

Continued

2009 PSIC Code	Region / Industry Description	Book Value of Intangible Assets as of 31 December 2018		
		Entertainment, Literary and Artistic Originals	Research and Development	Other Intangible Assets
		(5)	(6)	(7)
	Philippines	11,482	1,409,655	72,755,705
A011	Growing of non-perennial crops	-	1,363,094	-
A012	Growing of perennial crops	-	-	-
A013	Plant propagation	-	-	-
A014	Animal production	11,482	46,161	6,482
A015	Support activities to agriculture and post-harvest crop activities	-	-	72,748,893
A021	Silviculture and other forestry activities	-	-	-
A022	Logging	S	S	S
A024	Support services to forestry	S	S	S
A031	Fishing	-	-	-
A032	Aquaculture	-	400	330
	National Capital Region	-	-	72,748,893
A011	Growing of non-perennial crops	-	-	-
A014	Animal production	-	-	-
A015	Support activities to agriculture and post-harvest crop activities	-	-	72,748,893
A031	Fishing	-	-	-
A032	Aquaculture	-	-	-
	Cordillera Administrative Region	-	-	-
A011	Growing of non-perennial crops	-	-	-
A012	Growing of perennial crops	S	S	S
A014	Animal production	-	-	-
A015	Support activities to agriculture and post-harvest crop activities	-	-	-
A021	Silviculture and other forestry activities	S	S	S
	I - Ilocos Region	-	400	330
A011	Growing of non-perennial crops	-	-	-
A012	Growing of perennial crops	S	S	S
A014	Animal production	-	-	-
A015	Support activities to agriculture and post-harvest crop activities	-	-	-
A031	Fishing	S	S	S
A032	Aquaculture	-	400	330
	II - Cagayan Valley	-	-	-
A011	Growing of non-perennial crops	-	-	-
A013	Plant propagation	S	S	S
A014	Animal production	-	-	-
A015	Support activities to agriculture and post-harvest crop activities	-	-	-
A032	Aquaculture	S	S	S

Table 10 Number of Establishments and Book Value of Intangible Assets by Type for Agriculture, Forestry and Fishing Establishments by Region and Industry Group: Philippines, 2018

(Values are in thousand PhP, except number of establishments. Details may not add-up to total due to rounding and/or statistical disclosure control.)

Continued

2009 PSIC Code	Region / Industry Description	Book Value of Intangible Assets as of 31 December 2018		
		Entertainment, Literary and Artistic Originals	Research and Development	Other Intangible Assets
		(5)	(6)	(7)
	III - Central Luzon	11,482	396,910	-
A011	Growing of non-perennial crops	-	373,052	-
A012	Growing of perennial crops	-	-	-
A014	Animal production	11,482	23,858	-
A015	Support activities to agriculture and post-harvest crop activities	-	-	-
A021	Silviculture and other forestry activities	S	S	S
A022	Logging	S	S	S
A031	Fishing	-	-	-
A032	Aquaculture	-	-	-
	IVA - CALABARZON	-	561,153	-
A011	Growing of non-perennial crops	-	538,853	-
A012	Growing of perennial crops	S	S	S
A013	Plant propagation	S	S	S
A014	Animal production	-	22,300	-
A015	Support activities to agriculture and post-harvest crop activities	-	-	-
A031	Fishing	-	-	-
A032	Aquaculture	-	-	-
	MIMAROPA	-	-	-
A011	Growing of non-perennial crops	-	-	-
A012	Growing of perennial crops	-	-	-
A014	Animal production	-	-	-
A015	Support activities to agriculture and post-harvest crop activities	-	-	-
A021	Silviculture and other forestry activities	S	S	S
A024	Support services to forestry	S	S	S
A031	Fishing	-	-	-
A032	Aquaculture	-	-	-
	V - Bicol Region	-	-	-
A011	Growing of non-perennial crops	-	-	-
A014	Animal production	-	-	-
A015	Support activities to agriculture and post-harvest crop activities	-	-	-
A024	Support services to forestry	S	S	S
A031	Fishing	-	-	-
A032	Aquaculture	S	S	S
	VI - Western Visayas	-	-	-
A011	Growing of non-perennial crops	-	-	-
A012	Growing of perennial crops	-	-	-
A013	Plant propagation	S	S	S

Table 10 Number of Establishments and Book Value of Intangible Assets by Type for Agriculture, Forestry and Fishing Establishments by Region and Industry Group: Philippines, 2018

(Values are in thousand PhP, except number of establishments. Details may not add-up to total due to rounding and/or statistical disclosure control.)

Continued

2009 PSIC Code	Region / Industry Description	Book Value of Intangible Assets as of 31 December 2018		
		Entertainment, Literary and Artistic Originals	Research and Development	Other Intangible Assets
		(5)	(6)	(7)
A014	Animal production	-	-	-
A015	Support activities to agriculture and post-harvest crop activities	-	-	-
A024	Support services to forestry	S	S	S
A031	Fishing	-	-	-
A032	Aquaculture	-	-	-
	VII - Central Visayas	-	-	6,482
A011	Growing of non-perennial crops	-	-	-
A012	Growing of perennial crops	S	S	S
A013	Plant propagation	S	S	S
A014	Animal production	-	-	6,482
A015	Support activities to agriculture and post-harvest crop activities	-	-	-
A031	Fishing	-	-	-
A032	Aquaculture	-	-	-
	VIII - Eastern Visayas	-	-	-
A011	Growing of non-perennial crops	-	-	-
A012	Growing of perennial crops	-	-	-
A014	Animal production	-	-	-
A015	Support activities to agriculture and post-harvest crop activities	-	-	-
A021	Silviculture and other forestry activities	S	S	S
A031	Fishing	S	S	S
A032	Aquaculture	-	-	-
	IX - Zamboanga Peninsula	-	-	-
A012	Growing of perennial crops	-	-	-
A013	Plant propagation	S	S	S
A014	Animal production	-	-	-
A031	Fishing	-	-	-
A032	Aquaculture	S	S	S
	X - Northern Mindanao	-	3	-
A011	Growing of non-perennial crops	-	-	-
A012	Growing of perennial crops	-	-	-
A013	Plant propagation	S	S	S
A014	Animal production	-	3	-
A015	Support activities to agriculture and post-harvest crop activities	-	-	-
A021	Silviculture and other forestry activities	S	S	S
A031	Fishing	-	-	-
A032	Aquaculture	-	-	-

Table 10 Number of Establishments and Book Value of Intangible Assets by Type for Agriculture, Forestry and Fishing Establishments by Region and Industry Group: Philippines, 2018

(Values are in thousand PhP, except number of establishments. Details may not add-up to total due to rounding and/or statistical disclosure control.)

Continued

2009 PSIC Code	Region / Industry Description	Book Value of Intangible Assets as of 31 December 2018		
		Entertainment, Literary and Artistic Originals	Research and Development	Other Intangible Assets
		(5)	(6)	(7)
	XI - Davao Region	-	438,500	-
A011	Growing of non-perennial crops	-	438,500	-
A012	Growing of perennial crops	-	-	-
A013	Plant propagation	S	S	S
A014	Animal production	-	-	-
A015	Support activities to agriculture and post-harvest crop activities	-	-	-
A024	Support services to forestry	S	S	S
A031	Fishing	-	-	-
A032	Aquaculture	-	-	-
	XII - SOCCSKSARGEN	-	12,689	-
A011	Growing of non-perennial crops	-	12,689	-
A012	Growing of perennial crops	-	-	-
A013	Plant propagation	-	-	-
A014	Animal production	-	-	-
A015	Support activities to agriculture and post-harvest crop activities	-	-	-
A031	Fishing	-	-	-
A032	Aquaculture	-	-	-
	XIII - Caraga	-	-	-
A011	Growing of non-perennial crops	-	-	-
A012	Growing of perennial crops	-	-	-
A013	Plant propagation	-	-	-
A014	Animal production	-	-	-
A015	Support activities to agriculture and post-harvest crop activities	-	-	-
A021	Silviculture and other forestry activities	S	S	S
A022	Logging	S	S	S
A032	Aquaculture	-	-	-
	Autonomous Region in Muslim Mindanao	-	-	-
A011	Growing of non-perennial crops	-	-	-
A012	Growing of perennial crops	-	-	-
A014	Animal production	S	S	S
A015	Support activities to agriculture and post-harvest crop activities	S	S	S
A031	Fishing	-	-	-
A032	Aquaculture	-	-	-

Notes: "-" - zero value

S - suppressed

Source: Philippine Statistics Authority, 2018 Census of Philippine Business and Industry

Table 11 Number of Establishments and Value of Inventories by Type for Agriculture, Forestry and Fishing Establishments by Region and Industry Group: Philippines, 2018*(Values are in thousand PhP, except number of establishments. Details may not add-up to total due to rounding and/or statistical disclosure control.)*

2009 PSIC Code	Region / Industry Description	Number of Establishments	Value of Inventories as of 1 January 2018			
			Total	Finished Products	Work-in- Progress	Goods for Resale
		(1)	(2)	(3)	(4)	(5)
	Philippines	3,285	30,903,518	8,037,235	6,552,945	901,931
A011	Growing of non-perennial crops	500	7,435,104	2,922,279	1,321,922	21,708
A012	Growing of perennial crops	341	4,774,604	524,850	496,670	247,251
A013	Plant propagation	18	49,236	605	101	263
A014	Animal production	1,593	16,349,306	4,104,209	4,164,623	590,058
A015	Support activities to agriculture and post-harvest crop activities	413	571,967	104,972	172,673	14,197
A021	Silviculture and other forestry activities	7	123,734	9,085	6,199	-
A022	Logging	S	S	S	S	S
A024	Support services to forestry	S	S	S	S	S
A031	Fishing	223	377,988	15,768	22,233	9,358
A032	Aquaculture	183	1,217,298	352,453	368,524	19,097
	National Capital Region	57	316,964	13,841	85,710	22,427
A011	Growing of non-perennial crops	13	22,313	-	-	-
A014	Animal production	19	87,801	13,841	-	22,427
A015	Support activities to agriculture and post-harvest crop activities	7	111,516	-	-	-
A031	Fishing	10	7,284	-	-	-
A032	Aquaculture	8	88,051	-	85,710	-
	Cordillera Administrative Region	39	17,971	3,160	1,896	-
A011	Growing of non-perennial crops	7	9,165	1,438	1,115	-
A012	Growing of perennial crops	S	S	S	S	S
A014	Animal production	15	7,417	1,723	780	-
A015	Support activities to agriculture and post-harvest crop activities	15	1,268	-	-	-
A021	Silviculture and other forestry activities	S	S	S	S	S
	I - Ilocos Region	127	347,250	82,818	93,948	16,023
A011	Growing of non-perennial crops	18	50,590	2,259	38,839	1,702
A012	Growing of perennial crops	S	S	S	S	S
A014	Animal production	67	159,342	60,093	18,271	5,280
A015	Support activities to agriculture and post-harvest crop activities	14	5,267	467	-	142
A031	Fishing	S	S	S	S	S
A032	Aquaculture	14	131,711	20,000	36,838	8,854
	II - Cagayan Valley	68	449,757	11,293	529	27,430
A011	Growing of non-perennial crops	12	10,862	104	420	3,845
A013	Plant propagation	S	S	S	S	S
A014	Animal production	41	423,696	11,060	108	17,098
A015	Support activities to agriculture and post-harvest crop activities	12	1,188	-	-	1,152

Continued

Table 11 Number of Establishments and Value of Inventories by Type for Agriculture, Forestry and Fishing Establishments by Region and Industry Group: Philippines, 2018

(Values are in thousand PhP, except number of establishments. Details may not add-up to total due to rounding and/or statistical disclosure control.)

Continued

2009 PSIC Code	Region / Industry Description	Number of Establishments	Value of Inventories as of 1 January 2018			
			Total	Finished Products	Work-in- Progress	Goods for Resale
		(1)	(2)	(3)	(4)	(5)
A032	Aquaculture	S	S	S	S	S
	III - Central Luzon	586	9,571,997	1,964,935	3,348,345	182,085
A011	Growing of non-perennial crops	39	2,353,275	837,688	667,692	841
A012	Growing of perennial crops	6	9,703	7,156	-	184
A014	Animal production	465	6,785,557	1,094,369	2,579,636	180,902
A015	Support activities to agriculture and post-harvest crop activities	47	101,429	3,257	13,850	73
A021	Silviculture and other forestry activities	S	S	S	S	S
A022	Logging	S	S	S	S	S
A031	Fishing	3	43,867	-	22,233	85
A032	Aquaculture	24	179,783	19,160	64,935	-
	IVA - CALABARZON	366	4,733,253	1,697,537	565,518	192,090
A011	Growing of non-perennial crops	39	2,184,173	1,048,376	27,284	-
A012	Growing of perennial crops	S	S	S	S	S
A013	Plant propagation	S	S	S	S	S
A014	Animal production	250	2,509,461	637,363	528,864	192,090
A015	Support activities to agriculture and post-harvest crop activities	35	15,061	4,896	-	-
A031	Fishing	13	235	-	-	-
A032	Aquaculture	18	23,698	6,845	9,360	-
	MIMAROPA	97	216,682	20,212	98,738	15,806
A011	Growing of non-perennial crops	5	7,445	251	-	-
A012	Growing of perennial crops	5	14,629	-	1,954	282
A014	Animal production	15	49,859	17,091	327	-
A015	Support activities to agriculture and post-harvest crop activities	22	17,051	-	-	11,591
A021	Silviculture and other forestry activities	S	S	S	S	S
A024	Support services to forestry	S	S	S	S	S
A031	Fishing	32	1,208	-	-	-
A032	Aquaculture	17	117,210	2,869	96,457	3,932
	V - Bicol	83	114,810	14,703	20,750	797
A011	Growing of non-perennial crops	15	5,939	336	-	197
A014	Animal production	48	107,557	14,367	20,750	317
A015	Support activities to agriculture and post-harvest crop activities	11	283	-	-	283
A024	Support services to forestry	S	S	S	S	S
A031	Fishing	6	38	-	-	-
A032	Aquaculture	S	S	S	S	S
	VI - Western Visayas	360	893,769	282,126	328,030	47,230
A011	Growing of non-perennial crops	192	418,709	97,433	250,088	14,266

Table 11 Number of Establishments and Value of Inventories by Type for Agriculture, Forestry and Fishing Establishments by Region and Industry Group: Philippines, 2018

(Values are in thousand PhP, except number of establishments. Details may not add-up to total due to rounding and/or statistical disclosure control.)

Continued

2009 PSIC Code	Region / Industry Description	Number of Establishments	Value of Inventories as of 1 January 2018			
			Total	Finished Products	Work-in- Progress	Goods for Resale
		(1)	(2)	(3)	(4)	(5)
A012	Growing of perennial crops	12	132,392	43,717	56,672	16,825
A013	Plant propagation	S	S	S	S	S
A014	Animal production	97	145,873	27,059	12,277	12,403
A015	Support activities to agriculture and post-harvest crop activities	23	3,463	14	-	608
A024	Support services to forestry	S	S	S	S	S
A031	Fishing	22	15,439	226	-	3,098
A032	Aquaculture	11	177,062	113,377	8,993	-
	VII - Central Visayas	242	668,466	96,369	274,229	65,508
A011	Growing of non-perennial crops	71	116,264	6,809	52,833	514
A012	Growing of perennial crops	S	S	S	S	S
A013	Plant propagation	S	S	S	S	S
A014	Animal production	108	429,584	63,727	164,450	63,422
A015	Support activities to agriculture and post-harvest crop activities	13	367	-	232	-
A031	Fishing	18	10,076	-	-	-
A032	Aquaculture	25	106,948	21,908	56,617	1,209
	VIII - Eastern Visayas	126	122,204	9,187	10,621	54
A011	Growing of non-perennial crops	17	67,478	359	9,864	-
A012	Growing of perennial crops	6	100	-	100	-
A014	Animal production	78	34,599	8,815	-	-
A015	Support activities to agriculture and post-harvest crop activities	11	549	-	-	-
A021	Silviculture and other forestry activities	S	S	S	S	S
A031	Fishing	S	S	S	S	S
A032	Aquaculture	8	19,333	-	657	-
	IX - Zamboanga Peninsula	95	400,128	74,997	60,453	4,151
A012	Growing of perennial crops	13	116,731	48,984	43,805	969
A013	Plant propagation	S	S	S	S	S
A014	Animal production	41	103,651	18,501	16,557	3,182
A031	Fishing	38	161,845	-	-	-
A032	Aquaculture	S	S	S	S	S
	X - Northern Mindanao	336	2,815,228	886,671	258,615	82,744
A011	Growing of non-perennial crops	17	67,063	12,404	32,180	-
A012	Growing of perennial crops	31	853,505	117,487	6,244	208
A013	Plant propagation	S	S	S	S	S
A014	Animal production	173	1,595,987	687,761	64,646	82,519
A015	Support activities to agriculture and post-harvest crop activities	95	233,249	68,919	141,209	17
A021	Silviculture and other forestry activities	S	S	S	S	S
A031	Fishing	4	806	-	-	-
A032	Aquaculture	13	15,514	-	8,618	-

Table 11 Number of Establishments and Value of Inventories by Type for Agriculture, Forestry and Fishing Establishments by Region and Industry Group: Philippines, 2018

(Values are in thousand PhP, except number of establishments. Details may not add-up to total due to rounding and/or statistical disclosure control.)

Continued

2009 PSIC Code	Region / Industry Description	Number of Establishments	Value of Inventories as of 1 January 2018			
			Total	Finished Products	Work-in- Progress	Goods for Resale
		(1)	(2)	(3)	(4)	(5)
	XI - Davao	370	7,962,100	2,354,666	857,794	224,908
A011	Growing of non-perennial crops	8	1,817,452	813,246	81,746	-
A012	Growing of perennial crops	179	3,242,239	264,366	359,503	224,630
A013	Plant propagation	S	S	S	S	S
A014	Animal production	114	2,823,037	1,265,752	414,893	-
A015	Support activities to agriculture and post-harvest crop activities	44	5,059	-	1,652	-
A024	Support services to forestry	S	S	S	S	S
A031	Fishing	11	2,590	-	-	278
A032	Aquaculture	11	70,401	11,284	-	-
	XII - SOCCSKSARGEN	185	1,899,516	466,671	505,878	10,463
A011	Growing of non-perennial crops	8	301,339	101,353	159,710	9
A012	Growing of perennial crops	37	168,625	29,726	212	579
A013	Plant propagation	4	1,055	-	-	-
A014	Animal production	52	1,012,915	165,164	329,886	4,033
A015	Support activities to agriculture and post-harvest crop activities	42	68,105	20,930	15,730	-
A031	Fishing	30	102,174	-	-	5,843
A032	Aquaculture	11	245,304	149,498	340	-
	XIII - Caraga	58	167,897	42,284	39,016	7,499
A011	Growing of non-perennial crops	4	836	200	150	268
A012	Growing of perennial crops	20	66,986	9,276	25,206	516
A013	Plant propagation	3	643	-	-	-
A014	Animal production	8	72,962	17,525	13,178	6,385
A015	Support activities to agriculture and post-harvest crop activities	15	7,219	6,490	-	330
A021	Silviculture and other forestry activities	S	S	S	S	S
A022	Logging	S	S	S	S	S
A032	Aquaculture	5	6,799	-	-	-
	Autonomous Region in Muslim Mindanao	88	205,526	15,767	2,876	2,718
A011	Growing of non-perennial crops	36	2,202	25	-	67
A012	Growing of perennial crops	14	163,759	213	2,876	2,651
A014	Animal production	S	S	S	S	S
A015	Support activities to agriculture and post-harvest crop activities	S	S	S	S	S
A031	Fishing	19	32,036	15,529	-	-
A032	Aquaculture	11	6,628	-	-	-

Table 11 Number of Establishments and Value of Inventories by Type for Agriculture, Forestry and Fishing Establishments by Region and Industry Group: Philippines, 2018

(Values are in thousand PhP, except number of establishments. Details may not add-up to total due to rounding and/or statistical disclosure control.)

Continued

2009 PSIC Code	Region / Industry Description	Value of Inventories as of 1 January 2018		
		Materials and Supplies	Fuel, Lubricants, Oils and Greases	Others
		(6)	(7)	(8)
	Philippines	14,395,738	149,693	865,975
A011	Growing of non-perennial crops	3,133,421	17,295	18,478
A012	Growing of perennial crops	2,756,618	28,695	720,520
A013	Plant propagation	48,262	5	-
A014	Animal production	7,424,511	9,680	56,226
A015	Support activities to agriculture and post-harvest crop activities	214,554	4,440	61,131
A021	Silviculture and other forestry activities	98,196	975	9,279
A022	Logging	S	S	S
A024	Support services to forestry	S	S	S
A031	Fishing	248,702	81,875	53
A032	Aquaculture	470,496	6,728	-
	National Capital Region	131,844	2,799	60,343
A011	Growing of non-perennial crops	22,313	-	-
A014	Animal production	51,533	-	-
A015	Support activities to agriculture and post-harvest crop activities	49,041	2,131	60,343
A031	Fishing	6,616	668	-
A032	Aquaculture	2,341	-	-
	Cordillera Administrative Region	12,660	255	-
A011	Growing of non-perennial crops	6,461	150	-
A012	Growing of perennial crops	S	S	S
A014	Animal production	4,859	55	-
A015	Support activities to agriculture and post-harvest crop activities	1,221	47	-
A021	Silviculture and other forestry activities	S	S	S
	I - Ilocos Region	149,827	3,021	1,613
A011	Growing of non-perennial crops	6,415	170	1,206
A012	Growing of perennial crops	S	S	S
A014	Animal production	75,039	253	407
A015	Support activities to agriculture and post-harvest crop activities	4,649	9	-
A031	Fishing	S	S	S
A032	Aquaculture	63,429	2,589	-
	II - Cagayan Valley	409,587	473	445
A011	Growing of non-perennial crops	6,079	63	351
A013	Plant propagation	S	S	S
A014	Animal production	394,962	374	94
A015	Support activities to agriculture and post-harvest crop activities	-	36	-
A032	Aquaculture	S	S	S

Table 11 Number of Establishments and Value of Inventories by Type for Agriculture, Forestry and Fishing Establishments by Region and Industry Group: Philippines, 2018

(Values are in thousand PhP, except number of establishments. Details may not add-up to total due to rounding and/or statistical disclosure control.)

Continued

2009 PSIC Code	Region / Industry Description	Value of Inventories as of 1 January 2018		
		Materials and Supplies	Fuel, Lubricants, Oils and Greases	Others
		(6)	(7)	(8)
	III - Central Luzon	4,011,364	3,060	62,208
A011	Growing of non-perennial crops	832,625	-	14,430
A012	Growing of perennial crops	2,353	10	-
A014	Animal production	2,880,035	2,837	47,777
A015	Support activities to agriculture and post-harvest crop activities	84,035	213	-
A021	Silviculture and other forestry activities	S	S	S
A022	Logging	S	S	S
A031	Fishing	21,549	-	-
A032	Aquaculture	95,688	-	-
	IVA - CALABARZON	2,271,251	1,451	5,406
A011	Growing of non-perennial crops	1,108,458	55	-
A012	Growing of perennial crops	S	S	S
A013	Plant propagation	S	S	S
A014	Animal production	1,144,365	1,374	5,406
A015	Support activities to agriculture and post-harvest crop activities	10,148	17	-
A031	Fishing	235	-	-
A032	Aquaculture	7,493	-	-
	MIMAROPA	66,770	719	14,437
A011	Growing of non-perennial crops	7,194	-	-
A012	Growing of perennial crops	9,735	-	2,658
A014	Animal production	29,862	79	2,500
A015	Support activities to agriculture and post-harvest crop activities	5,426	33	-
A021	Silviculture and other forestry activities	S	S	S
A024	Support services to forestry	S	S	S
A031	Fishing	1,204	4	-
A032	Aquaculture	13,348	604	-
	V - Bicol Region	78,099	460	-
A011	Growing of non-perennial crops	5,008	397	-
A014	Animal production	72,060	63	-
A015	Support activities to agriculture and post-harvest crop activities	-	-	-
A024	Support services to forestry	S	S	S
A031	Fishing	38	-	-
A032	Aquaculture	S	S	S
	VI - Western Visayas	226,017	9,828	537
A011	Growing of non-perennial crops	49,842	6,543	537
A012	Growing of perennial crops	13,839	1,339	-
A013	Plant propagation	S	S	S

Table 11 Number of Establishments and Value of Inventories by Type for Agriculture, Forestry and Fishing Establishments by Region and Industry Group: Philippines, 2018

(Values are in thousand PhP, except number of establishments. Details may not add-up to total due to rounding and/or statistical disclosure control.)

Continued

2009 PSIC Code	Region / Industry Description	Value of Inventories as of 1 January 2018		
		Materials and Supplies	Fuel, Lubricants, Oils and Greases	Others
		(6)	(7)	(8)
A014	Animal production	93,972	162	-
A015	Support activities to agriculture and post-harvest crop activities	2,491	351	-
A024	Support services to forestry	S	S	S
A031	Fishing	10,681	1,434	-
A032	Aquaculture	54,693	-	-
	VII - Central Visayas	220,878	11,352	131
A011	Growing of non-perennial crops	48,881	7,095	131
A012	Growing of perennial crops	S	S	S
A013	Plant propagation	S	S	S
A014	Animal production	136,860	1,125	-
A015	Support activities to agriculture and post-harvest crop activities	114	20	-
A031	Fishing	7,476	2,600	-
A032	Aquaculture	26,916	299	-
	VIII - Eastern Visayas	101,830	501	12
A011	Growing of non-perennial crops	57,254	-	-
A012	Growing of perennial crops	-	-	-
A014	Animal production	25,316	468	-
A015	Support activities to agriculture and post-harvest crop activities	549	-	-
A021	Silviculture and other forestry activities	S	S	S
A031	Fishing	S	S	S
A032	Aquaculture	18,677	-	-
	IX - Zamboanga Peninsula	189,476	71,051	-
A012	Growing of perennial crops	22,751	222	-
A013	Plant propagation	S	S	S
A014	Animal production	65,412	-	-
A031	Fishing	91,016	70,829	-
A032	Aquaculture	S	S	S
	X - Northern Mindanao	1,459,783	13,442	113,973
A011	Growing of non-perennial crops	18,539	2,116	1,823
A012	Growing of perennial crops	610,312	7,104	112,150
A013	Plant propagation	S	S	S
A014	Animal production	758,524	2,537	-
A015	Support activities to agriculture and post-harvest crop activities	21,646	1,458	-
A021	Silviculture and other forestry activities	S	S	S
A031	Fishing	806	-	-
A032	Aquaculture	6,669	226	-

Table 11 Number of Establishments and Value of Inventories by Type for Agriculture, Forestry and Fishing Establishments by Region and Industry Group: Philippines, 2018

(Values are in thousand PhP, except number of establishments. Details may not add-up to total due to rounding and/or statistical disclosure control.)

Continued

2009 PSIC Code	Region / Industry Description	Value of Inventories as of 1 January 2018		
		Materials and Supplies	Fuel, Lubricants, Oils and Greases	Others
		(6)	(7)	(8)
	XI - Davao Region	3,905,694	17,966	601,073
A011	Growing of non-perennial crops	922,460	-	-
A012	Growing of perennial crops	1,774,814	17,853	601,073
A013	Plant propagation	S	S	S
A014	Animal production	1,142,361	31	-
A015	Support activities to agriculture and post-harvest crop activities	3,325	82	-
A024	Support services to forestry	S	S	S
A031	Fishing	2,312	-	-
A032	Aquaculture	59,117	-	-
	XII - SOCCSKSARGEN	906,500	7,545	2,460
A011	Growing of non-perennial crops	40,267	-	-
A012	Growing of perennial crops	134,188	1,543	2,377
A013	Plant propagation	1,055	-	-
A014	Animal production	513,472	318	41
A015	Support activities to agriculture and post-harvest crop activities	31,445	-	-
A031	Fishing	90,645	5,645	41
A032	Aquaculture	95,428	38	-
	XIII - Caraga	75,288	1,262	2,549
A011	Growing of non-perennial crops	211	8	-
A012	Growing of perennial crops	29,447	280	2,262
A013	Plant propagation	643	-	-
A014	Animal production	35,875	-	-
A015	Support activities to agriculture and post-harvest crop activities	396	2	-
A021	Silviculture and other forestry activities	S	S	S
A022	Logging	S	S	S
A032	Aquaculture	6,799	-	-
	Autonomous Region in Muslim Mindanao	178,871	4,507	787
A011	Growing of non-perennial crops	1,413	697	-
A012	Growing of perennial crops	157,888	131	-
A014	Animal production	S	S	S
A015	Support activities to agriculture and post-harvest crop activities	S	S	S
A031	Fishing	15,845	662	-
A032	Aquaculture	3,655	2,972	-

Table 11 Number of Establishments and Value of Inventories by Type for Agriculture, Forestry and Fishing Establishments by Region and Industry Group: Philippines, 2018

(Values are in thousand PhP, except number of establishments. Details may not add-up to total due to rounding and/or statistical disclosure control.)

Continued

2009 PSIC Code	Region / Industry Description	Value of Inventories as of 31 December 2018			
		Total	Finished Products	Work-in-Progress	Goods for Resale
		(9)	(10)	(11)	(12)
	Philippines	37,204,458	9,849,592	7,313,726	893,203
A011	Growing of non-perennial crops	9,754,434	3,991,342	1,546,422	21,503
A012	Growing of perennial crops	4,730,554	465,556	459,141	243,476
A013	Plant propagation	48,442	686	171	211
A014	Animal production	19,864,974	4,803,683	4,719,200	548,840
A015	Support activities to agriculture and post-harvest crop activities	576,344	167,037	90,799	16,490
A021	Silviculture and other forestry activities	122,505	7,048	6,710	-
A022	Logging	S	S	S	S
A024	Support services to forestry	S	S	S	S
A031	Fishing	634,165	16,951	16,233	15,151
A032	Aquaculture	1,469,228	394,059	475,049	47,532
	National Capital Region	321,963	14,482	78,748	26,695
A011	Growing of non-perennial crops	23,542	-	-	-
A014	Animal production	92,681	14,482	-	26,695
A015	Support activities to agriculture and post-harvest crop activities	117,195	-	-	-
A031	Fishing	7,065	-	-	-
A032	Aquaculture	81,480	-	78,748	-
	Cordillera Administrative Region	16,820	2,983	2,050	-
A011	Growing of non-perennial crops	7,571	1,163	802	-
A012	Growing of perennial crops	S	S	S	S
A014	Animal production	8,089	1,820	1,248	-
A015	Support activities to agriculture and post-harvest crop activities	1,109	-	-	-
A021	Silviculture and other forestry activities	S	S	S	S
	I - Ilocos Region	412,668	100,164	107,926	20,656
A011	Growing of non-perennial crops	69,772	4,077	53,732	2,653
A012	Growing of perennial crops	S	S	S	S
A014	Animal production	211,338	74,651	18,523	6,886
A015	Support activities to agriculture and post-harvest crop activities	5,654	1,436	-	201
A031	Fishing	S	S	S	S
A032	Aquaculture	125,637	20,000	35,670	10,890
	II - Cagayan Valley	196,495	27,700	2,230	55,139
A011	Growing of non-perennial crops	19,033	123	462	5,263
A013	Plant propagation	S	S	S	S
A014	Animal production	94,279	27,456	1,767	16,016
A015	Support activities to agriculture and post-harvest crop activities	1,173	-	-	1,146
A032	Aquaculture	S	S	S	S

Table 11 Number of Establishments and Value of Inventories by Type for Agriculture, Forestry and Fishing Establishments by Region and Industry Group: Philippines, 2018

(Values are in thousand PhP, except number of establishments. Details may not add-up to total due to rounding and/or statistical disclosure control.)

Continued

2009 PSIC Code		Region / Industry Description	Value of Inventories as of 31 December 2018			
			Total	Finished Products	Work-in-Progress	Goods for Resale
III - Central Luzon		11,094,096	2,244,338	3,733,469	196,561	
A011	Growing of non-perennial crops	3,046,893	1,174,296	742,183	1,009	
A012	Growing of perennial crops	12,834	12,420	-	300	
A014	Animal production	7,604,879	1,022,929	2,883,976	195,028	
A015	Support activities to agriculture and post-harvest crop activities	112,044	3,391	9,927	114	
A021	Silviculture and other forestry activities	S	S	S	S	
A022	Logging	S	S	S	S	
A031	Fishing	30,800	-	16,233	110	
A032	Aquaculture	190,236	31,186	81,150	-	
IVA - CALABARZON		6,112,499	2,391,604	766,416	214,143	
A011	Growing of non-perennial crops	3,031,350	1,413,069	142,786	-	
A012	Growing of perennial crops	S	S	S	S	
A013	Plant propagation	S	S	S	S	
A014	Animal production	3,041,665	961,521	615,151	214,143	
A015	Support activities to agriculture and post-harvest crop activities	15,895	5,058	-	-	
A031	Fishing	381	-	-	-	
A032	Aquaculture	22,491	11,896	8,467	-	
MIMAROPA		269,406	35,223	92,219	17,962	
A011	Growing of non-perennial crops	5,432	67	-	-	
A012	Growing of perennial crops	27,156	-	1,438	315	
A014	Animal production	95,414	32,344	501	-	
A015	Support activities to agriculture and post-harvest crop activities	20,991	-	-	14,232	
A021	Silviculture and other forestry activities	S	S	S	S	
A024	Support services to forestry	S	S	S	S	
A031	Fishing	921	-	-	-	
A032	Aquaculture	110,213	2,812	90,281	3,414	
V - Bicol Region		143,124	30,113	31,568	500	
A011	Growing of non-perennial crops	5,671	336	-	61	
A014	Animal production	137,166	29,777	31,568	439	
A015	Support activities to agriculture and post-harvest crop activities	-	-	-	-	
A024	Support services to forestry	S	S	S	S	
A031	Fishing	25	-	-	-	
A032	Aquaculture	S	S	S	S	
VI - Western Visayas		1,099,667	276,018	481,838	44,848	
A011	Growing of non-perennial crops	481,462	111,497	298,858	11,469	
A012	Growing of perennial crops	173,714	51,616	94,052	14,400	
A013	Plant propagation	S	S	S	S	

Table 11 Number of Establishments and Value of Inventories by Type for Agriculture, Forestry and Fishing Establishments by Region and Industry Group: Philippines, 2018

(Values are in thousand PhP, except number of establishments. Details may not add-up to total due to rounding and/or statistical disclosure control.)

Continued

2009 PSIC Code	Region / Industry Description	Value of Inventories as of 31 December 2018			
		Total	Finished Products	Work-in-Progress	Goods for Resale
		(9)	(10)	(11)	(12)
A014	Animal production	222,643	34,173	32,797	14,868
A015	Support activities to agriculture and post-harvest crop activities	2,520	18	-	33
A024	Support services to forestry	S	S	S	S
A031	Fishing	22,364	377	-	4,052
A032	Aquaculture	196,389	78,087	56,130	-
	VII - Central Visayas	779,075	118,718	335,935	55,338
A011	Growing of non-perennial crops	101,960	10,134	47,324	626
A012	Growing of perennial crops	S	S	S	S
A013	Plant propagation	S	S	S	S
A014	Animal production	528,583	75,330	225,226	53,855
A015	Support activities to agriculture and post-harvest crop activities	512	-	361	-
A031	Fishing	9,288	-	-	-
A032	Aquaculture	131,640	28,025	62,807	700
	VIII - Eastern Visayas	106,172	11,526	13,215	21
A011	Growing of non-perennial crops	70,012	238	12,485	-
A012	Growing of perennial crops	25	-	25	-
A014	Animal production	25,993	11,272	-	-
A015	Support activities to agriculture and post-harvest crop activities	169	-	-	-
A021	Silviculture and other forestry activities	S	S	S	S
A031	Fishing	S	S	S	S
A032	Aquaculture	9,820	-	704	-
	IX - Zamboanga Peninsula	668,789	83,068	76,068	5,437
A012	Growing of perennial crops	129,274	58,517	57,901	642
A013	Plant propagation	S	S	S	S
A014	Animal production	101,791	19,090	18,008	4,795
A031	Fishing	406,247	411	-	-
A032	Aquaculture	S	S	S	S
	X - Northern Mindanao	3,450,420	904,795	191,489	5,901
A011	Growing of non-perennial crops	111,937	13,163	23,155	-
A012	Growing of perennial crops	854,383	71,779	5,955	956
A013	Plant propagation	S	S	S	S
A014	Animal production	2,171,948	695,500	34,820	4,932
A015	Support activities to agriculture and post-harvest crop activities	200,794	124,103	61,465	13
A021	Silviculture and other forestry activities	S	S	S	S
A031	Fishing	187	-	-	-
A032	Aquaculture	59,952	-	59,475	-

Table 11 Number of Establishments and Value of Inventories by Type for Agriculture, Forestry and Fishing Establishments by Region and Industry Group: Philippines, 2018

(Values are in thousand PhP, except number of establishments. Details may not add-up to total due to rounding and/or statistical disclosure control.)

Continued

2009 PSIC Code	Region / Industry Description	Value of Inventories as of 31 December 2018			
		Total	Finished Products	Work-in-Progress	Goods for Resale
		(9)	(10)	(11)	(12)
	XI - Davao Region	9,486,601	2,941,769	955,606	223,840
A011	Growing of non-perennial crops	2,517,205	1,109,277	169,737	-
A012	Growing of perennial crops	3,050,822	220,388	270,905	223,571
A013	Plant propagation	S	S	S	S
A014	Animal production	3,832,235	1,597,143	512,464	-
A015	Support activities to agriculture and post-harvest crop activities	5,792	-	2,500	-
A024	Support services to forestry	S	S	S	S
A031	Fishing	1,342	-	-	269
A032	Aquaculture	78,201	14,025	-	-
	XII - SOCCSKSARGEN	2,600,591	581,987	403,594	16,007
A011	Growing of non-perennial crops	260,596	153,672	54,697	14
A012	Growing of perennial crops	191,861	33,340	207	412
A013	Plant propagation	1,559	-	-	-
A014	Animal production	1,607,604	161,199	330,528	4,882
A015	Support activities to agriculture and post-harvest crop activities	88,504	30,798	16,546	-
A031	Fishing	106,608	-	-	10,699
A032	Aquaculture	343,858	202,979	1,616	-
	XIII - Caraga	177,404	67,358	38,110	7,868
A011	Growing of non-perennial crops	877	150	200	393
A012	Growing of perennial crops	67,755	10,747	25,197	425
A013	Plant propagation	1,012	-	-	-
A014	Animal production	88,665	44,997	12,623	6,300
A015	Support activities to agriculture and post-harvest crop activities	3,344	2,233	-	750
A021	Silviculture and other forestry activities	S	S	S	S
A022	Logging	S	S	S	S
A032	Aquaculture	3,911	-	-	-
	Autonomous Region in Muslim Mindanao	268,669	17,747	3,246	2,288
A011	Growing of non-perennial crops	1,120	80	-	15
A012	Growing of perennial crops	214,952	1,520	3,246	2,273
A014	Animal production	S	S	S	S
A015	Support activities to agriculture and post-harvest crop activities	S	S	S	S
A031	Fishing	48,570	16,146	-	-
A032	Aquaculture	3,378	-	-	-

Table 11 Number of Establishments and Value of Inventories by Type for Agriculture, Forestry and Fishing Establishments by Region and Industry Group: Philippines, 2018

(Values are in thousand PhP, except number of establishments. Details may not add-up to total due to rounding and/or statistical disclosure control.)

Continued

2009 PSIC Code	Region / Industry Description	Value of Inventories as of 31 December 2018		
		Materials and Supplies	Fuel, Lubricants, Oils and Greases	Others
		(13)	(14)	(15)
	Philippines	18,044,983	476,879	626,073
A011	Growing of non-perennial crops	4,154,205	15,759	25,203
A012	Growing of perennial crops	3,043,087	29,827	489,467
A013	Plant propagation	47,369	5	-
A014	Animal production	9,746,738	6,405	40,106
A015	Support activities to agriculture and post-harvest crop activities	232,612	8,037	61,369
A021	Silviculture and other forestry activities	98,748	720	9,279
A022	Logging	S	S	S
A024	Support services to forestry	S	S	S
A031	Fishing	173,630	412,133	67
A032	Aquaculture	548,595	3,994	-
	National Capital Region	134,508	6,780	60,749
A011	Growing of non-perennial crops	23,542	-	-
A014	Animal production	51,504	-	-
A015	Support activities to agriculture and post-harvest crop activities	49,754	6,691	60,749
A031	Fishing	6,975	89	-
A032	Aquaculture	2,732	-	-
	Cordillera Administrative Region	11,641	147	-
A011	Growing of non-perennial crops	5,502	105	-
A012	Growing of perennial crops	S	S	S
A014	Animal production	5,007	14	-
A015	Support activities to agriculture and post-harvest crop activities	1,095	14	-
A021	Silviculture and other forestry activities	S	S	S
	I - Ilocos Region	178,575	3,179	2,169
A011	Growing of non-perennial crops	7,416	209	1,685
A012	Growing of perennial crops	S	S	S
A014	Animal production	110,431	363	484
A015	Support activities to agriculture and post-harvest crop activities	4,004	13	-
A031	Fishing	S	S	S
A032	Aquaculture	56,482	2,595	-
	II - Cagayan Valley	110,351	530	545
A011	Growing of non-perennial crops	12,678	73	433
A013	Plant propagation	S	S	S
A014	Animal production	48,498	430	111
A015	Support activities to agriculture and post-harvest crop activities	-	27	-
A032	Aquaculture	S	S	S

Table 11 Number of Establishments and Value of Inventories by Type for Agriculture, Forestry and Fishing Establishments by Region and Industry Group: Philippines, 2018

(Values are in thousand PhP, except number of establishments. Details may not add-up to total due to rounding and/or statistical disclosure control.)

Continued

2009 PSIC Code	Region / Industry Description	Value of Inventories as of 31 December 2018		
		Materials and Supplies	Fuel, Lubricants, Oils and Greases	Others
		(13)	(14)	(15)
	III - Central Luzon	4,870,921	1,598	47,209
A011	Growing of non-perennial crops	1,109,243	-	20,163
A012	Growing of perennial crops	102	12	-
A014	Animal production	3,474,512	1,389	27,045
A015	Support activities to agriculture and post-harvest crop activities	98,415	197	1
A021	Silviculture and other forestry activities	S	S	S
A022	Logging	S	S	S
A031	Fishing	14,457	-	-
A032	Aquaculture	77,900	-	-
	IVA - CALABARZON	2,732,306	1,807	6,224
A011	Growing of non-perennial crops	1,475,449	46	-
A012	Growing of perennial crops	S	S	S
A013	Plant propagation	S	S	S
A014	Animal production	1,242,881	1,746	6,224
A015	Support activities to agriculture and post-harvest crop activities	10,827	10	-
A031	Fishing	381	-	-
A032	Aquaculture	2,129	-	-
	MIMAROPA	104,438	919	18,644
A011	Growing of non-perennial crops	5,365	-	-
A012	Growing of perennial crops	22,238	-	3,165
A014	Animal production	56,349	20	6,200
A015	Support activities to agriculture and post-harvest crop activities	6,734	25	-
A021	Silviculture and other forestry activities	S	S	S
A024	Support services to forestry	S	S	S
A031	Fishing	918	3	-
A032	Aquaculture	12,833	872	-
	V - Bicol Region	80,880	63	-
A011	Growing of non-perennial crops	5,274	-	-
A014	Animal production	75,320	63	-
A015	Support activities to agriculture and post-harvest crop activities	-	-	-
A024	Support services to forestry	S	S	S
A031	Fishing	25	-	-
A032	Aquaculture	S	S	S
	VI - Western Visayas	286,118	10,336	511
A011	Growing of non-perennial crops	53,316	5,811	511
A012	Growing of perennial crops	12,267	1,380	-
A013	Plant propagation	S	S	S

Table 11 Number of Establishments and Value of Inventories by Type for Agriculture, Forestry and Fishing Establishments by Region and Industry Group: Philippines, 2018

(Values are in thousand PhP, except number of establishments. Details may not add-up to total due to rounding and/or statistical disclosure control.)

Continued

2009 PSIC Code	Region / Industry Description	Value of Inventories as of 31 December 2018		
		Materials and Supplies	Fuel, Lubricants, Oils and Greases	Others
		(13)	(14)	(15)
A014	Animal production	140,659	146	-
A015	Support activities to agriculture and post-harvest crop activities	2,065	404	-
A024	Support services to forestry	S	S	S
A031	Fishing	15,340	2,595	-
A032	Aquaculture	62,172	-	-
	VII - Central Visayas	257,978	10,988	118
A011	Growing of non-perennial crops	36,837	6,922	118
A012	Growing of perennial crops	S	S	S
A013	Plant propagation	S	S	S
A014	Animal production	173,076	1,097	-
A015	Support activities to agriculture and post-harvest crop activities	136	14	-
A031	Fishing	6,678	2,610	-
A032	Aquaculture	39,909	200	-
	VIII - Eastern Visayas	80,876	513	21
A011	Growing of non-perennial crops	57,289	-	-
A012	Growing of perennial crops	-	-	-
A014	Animal production	14,252	468	-
A015	Support activities to agriculture and post-harvest crop activities	169	-	-
A021	Silviculture and other forestry activities	S	S	S
A031	Fishing	S	S	S
A032	Aquaculture	9,115	-	-
	IX - Zamboanga Peninsula	115,630	388,586	-
A012	Growing of perennial crops	12,204	11	-
A013	Plant propagation	S	S	S
A014	Animal production	59,897	-	-
A031	Fishing	17,261	388,575	-
A032	Aquaculture	S	S	S
	X - Northern Mindanao	2,224,369	9,962	113,904
A011	Growing of non-perennial crops	71,261	2,065	2,294
A012	Growing of perennial crops	657,241	6,842	111,610
A013	Plant propagation	S	S	S
A014	Animal production	1,436,250	446	-
A015	Support activities to agriculture and post-harvest crop activities	14,628	585	-
A021	Silviculture and other forestry activities	S	S	S
A031	Fishing	164	24	-
A032	Aquaculture	477	-	-

Table 11 Number of Establishments and Value of Inventories by Type for Agriculture, Forestry and Fishing Establishments by Region and Industry Group: Philippines, 2018

(Values are in thousand PhP, except number of establishments. Details may not add-up to total due to rounding and/or statistical disclosure control.)

Concluded

2009 PSIC Code	Region / Industry Description	Value of Inventories as of 31 December 2018		
		Materials and Supplies	Fuel, Lubricants, Oils and Greases	Others
		(13)	(14)	(15)
	XI - Davao Region	4,975,563	19,986	369,836
A011	Growing of non-perennial crops	1,238,191	-	-
A012	Growing of perennial crops	1,946,191	19,932	369,836
A013	Plant propagation	S	S	S
A014	Animal production	1,722,610	19	-
A015	Support activities to agriculture and post-harvest crop activities	3,257	35	-
A024	Support services to forestry	S	S	S
A031	Fishing	1,072	-	-
A032	Aquaculture	64,176	-	-
	XII - SOCCSKSARGEN	1,577,282	19,143	2,575
A011	Growing of non-perennial crops	52,213	-	-
A012	Growing of perennial crops	154,218	1,197	2,488
A013	Plant propagation	1,559	-	-
A014	Animal production	1,110,747	205	41
A015	Support activities to agriculture and post-harvest crop activities	41,152	7	-
A031	Fishing	78,181	17,682	46
A032	Aquaculture	139,211	53	-
	XIII - Caraga	60,228	891	2,949
A011	Growing of non-perennial crops	128	5	-
A012	Growing of perennial crops	28,854	165	2,368
A013	Plant propagation	1,012	-	-
A014	Animal production	24,745	-	-
A015	Support activities to agriculture and post-harvest crop activities	359	1	-
A021	Silviculture and other forestry activities	S	S	S
A022	Logging	S	S	S
A032	Aquaculture	3,910	1	-
	Autonomous Region in Muslim Mindanao	243,319	1,451	618
A011	Growing of non-perennial crops	501	523	-
A012	Growing of perennial crops	207,784	129	-
A014	Animal production	S	S	S
A015	Support activities to agriculture and post-harvest crop activities	S	S	S
A031	Fishing	31,913	511	-
A032	Aquaculture	3,104	274	-

Notes: "-" - zero value

S - suppressed

Source: Philippine Statistics Authority, 2018 Census of Philippine Business and Industry

Table 12 Number of Establishments and Research and Development (R&D) Personnel by Sex, Expense and Intangible Assets by Type for Agriculture, Forestry and Fishing Establishments by Region and Industry Group: Philippines, 2018

(Values are in thousand PhP, except number of establishments. Details may not add-up to total due to rounding and/or statistical disclosure control.)

2009 PSIC Code	Region/ Industry Description	Number of Establishments	R & D Personnel as of 15 November 2018			
			Total		Researchers	
			Male	Female	Male	Female
		(1)	(2)	(3)	(4)	(5)
	Philippines	3,285	744	227	125	71
A011	Growing of non-perennial crops	500	131	45	46	15
A012	Growing of perennial crops	341	496	132	42	28
A013	Plant propagation	18	4	1	3	1
A014	Animal production	1,593	62	14	14	8
A015	Support activities to agriculture and post-harvest crop activities	413	39	30	20	18
A021	Silviculture and other forestry activities	7	-	-	-	-
A022	Logging	S	S	S	S	S
A024	Support services to forestry	S	S	S	S	S
A031	Fishing	223	6	-	-	-
A032	Aquaculture	183	3	-	-	-
	National Capital Region	57	20	22	19	17
A011	Growing of non-perennial crops	13	-	-	-	-
A014	Animal production	19	-	-	-	-
A015	Support activities to agriculture and post-harvest crop activities	7	20	22	19	17
A031	Fishing	10	-	-	-	-
A032	Aquaculture	8	-	-	-	-
	Cordillera Administrative Region	39	-	-	-	-
A011	Growing of non-perennial crops	7	-	-	-	-
A012	Growing of perennial crops	S	S	S	S	S
A014	Animal production	15	-	-	-	-
A015	Support activities to agriculture and post-harvest crop activities	15	-	-	-	-
A021	Silviculture and other forestry activities	S	S	S	S	S
	I - Ilocos Region	127	6	5	1	2
A011	Growing of non-perennial crops	18	2	-	-	-
A012	Growing of perennial crops	S	S	S	S	S
A014	Animal production	67	3	5	1	2
A015	Support activities to agriculture and post-harvest crop activities	14	-	-	-	-
A031	Fishing	S	S	S	S	S
A032	Aquaculture	14	1	-	-	-
	II - Cagayan Valley	68	51	18	1	-
A011	Growing of non-perennial crops	12	51	18	1	-
A013	Plant propagation	S	S	S	S	S
A014	Animal production	41	-	-	-	-
A015	Support activities to agriculture and post-harvest crop activities	12	-	-	-	-
A032	Aquaculture	S	S	S	S	S

Continued

Table 12 Number of Establishments and Research and Development (R&D) Personnel by Sex, Expense and Intangible Assets by Type for Agriculture, Forestry and Fishing Establishments by Region and Industry Group: Philippines, 2018

(Values are in thousand PhP, except number of establishments. Details may not add-up to total due to rounding and/or statistical disclosure control.)

Continued

2009 PSIC Code	Region/ Industry Description	Number of Establishments	R & D Personnel as of 15 November 2018			
			Total		Researchers	
			Male	Female	Male	Female
		(1)	(2)	(3)	(4)	(5)
	III - Central Luzon	586	31	14	23	11
A011	Growing of non-perennial crops	39	26	7	23	7
A012	Growing of perennial crops	6	-	5	-	4
A014	Animal production	465	3	1	-	-
A015	Support activities to agriculture and post-harvest crop activities	47	2	1	-	-
A021	Silviculture and other forestry activities	S	S	S	S	S
A022	Logging	S	S	S	S	S
A031	Fishing	3	-	-	-	-
A032	Aquaculture	24	-	-	-	-
	IVA - CALABARZON	366	13	6	6	4
A011	Growing of non-perennial crops	39	4	3	3	3
A012	Growing of perennial crops	S	S	S	S	S
A013	Plant propagation	S	S	S	S	S
A014	Animal production	250	9	3	3	1
A015	Support activities to agriculture and post-harvest crop activities	35	-	-	-	-
A031	Fishing	13	-	-	-	-
A032	Aquaculture	18	-	-	-	-
	MIMAROPA	97	2	2	-	-
A011	Growing of non-perennial crops	5	2	2	-	-
A012	Growing of perennial crops	5	-	-	-	-
A014	Animal production	15	-	-	-	-
A015	Support activities to agriculture and post-harvest crop activities	22	-	-	-	-
A021	Silviculture and other forestry activities	S	S	S	S	S
A024	Support services to forestry	S	S	S	S	S
A031	Fishing	32	-	-	-	-
A032	Aquaculture	17	-	-	-	-
	V - Bicol Region	83	14	5	2	5
A011	Growing of non-perennial crops	15	2	2	2	2
A014	Animal production	48	2	3	-	3
A015	Support activities to agriculture and post-harvest crop activities	11	3	-	-	-
A024	Support services to forestry	S	S	S	S	S
A031	Fishing	6	6	-	-	-
A032	Aquaculture	S	S	S	S	S
	VI - Western Visayas	360	9	6	-	2
A011	Growing of non-perennial crops	192	6	-	-	-
A012	Growing of perennial crops	12	-	-	-	-
A013	Plant propagation	S	S	S	S	S
A014	Animal production	97	-	1	-	-

Table 12 Number of Establishments and Research and Development (R&D) Personnel by Sex, Expense and Intangible Assets by Type for Agriculture, Forestry and Fishing Establishments by Region and Industry Group: Philippines, 2018

(Values are in thousand PhP, except number of establishments. Details may not add-up to total due to rounding and/or statistical disclosure control.)

Continued

2009 PSIC Code	Region/ Industry Description	Number of Establishments	R & D Personnel as of 15 November 2018			
			Total		Researchers	
			Male	Female	Male	Female
		(1)	(2)	(3)	(4)	(5)
A015	Support activities to agriculture and post-harvest crop activities	23	-	-	-	-
A024	Support services to forestry	S	S	S	S	S
A031	Fishing	22	-	-	-	-
A032	Aquaculture	11	-	-	-	-
	VII - Central Visayas	242	1	-	-	-
A011	Growing of non-perennial crops	71	-	-	-	-
A012	Growing of perennial crops	S	S	S	S	S
A013	Plant propagation	S	S	S	S	S
A014	Animal production	108	1	-	-	-
A015	Support activities to agriculture and post-harvest crop activities	13	-	-	-	-
A031	Fishing	18	-	-	-	-
A032	Aquaculture	25	-	-	-	-
	VIII - Eastern Visayas	126	-	-	-	-
A011	Growing of non-perennial crops	17	-	-	-	-
A012	Growing of perennial crops	6	-	-	-	-
A014	Animal production	78	-	-	-	-
A015	Support activities to agriculture and post-harvest crop activities	11	-	-	-	-
A021	Silviculture and other forestry activities	S	S	S	S	S
A031	Fishing	S	S	S	S	S
A032	Aquaculture	8	-	-	-	-
	IX - Zamboanga Peninsula	95	3	6	2	6
A012	Growing of perennial crops	13	3	6	2	6
A013	Plant propagation	S	S	S	S	S
A014	Animal production	41	-	-	-	-
A031	Fishing	38	-	-	-	-
A032	Aquaculture	S	S	S	S	S
	X - Northern Mindanao	336	88	21	27	5
A011	Growing of non-perennial crops	17	14	11	2	-
A012	Growing of perennial crops	31	31	5	22	3
A013	Plant propagation	S	S	S	S	S
A014	Animal production	173	36	1	2	1
A015	Support activities to agriculture and post-harvest crop activities	95	8	5	1	1
A021	Silviculture and other forestry activities	S	S	S	S	S
A031	Fishing	4	-	-	-	-
A032	Aquaculture	13	-	-	-	-
	XI - Davao Region	370	487	119	34	16
A011	Growing of non-perennial crops	8	11	-	8	-
A012	Growing of perennial crops	179	461	115	18	15

Table 12 Number of Establishments and Research and Development (R&D) Personnel by Sex, Expense and Intangible Assets by Type for Agriculture, Forestry and Fishing Establishments by Region and Industry Group: Philippines, 2018

(Values are in thousand PhP, except number of establishments. Details may not add-up to total due to rounding and/or statistical disclosure control.)

Continued

2009 PSIC Code	Region/ Industry Description	Number of Establishments	R & D Personnel as of 15 November 2018			
			Total		Researchers	
			Male	Female	Male	Female
		(1)	(2)	(3)	(4)	(5)
A013	Plant propagation	S	S	S	S	S
A014	Animal production	114	8	1	8	1
A015	Support activities to agriculture and post-harvest crop activities	44	6	2	-	-
A024	Support services to forestry	S	S	S	S	S
A031	Fishing	11	-	-	-	-
A032	Aquaculture	11	-	-	-	-
	XII - SOCCSKSARGEN	185	10	4	9	4
A011	Growing of non-perennial crops	8	7	3	7	3
A012	Growing of perennial crops	37	-	-	-	-
A013	Plant propagation	4	3	1	2	1
A014	Animal production	52	-	-	-	-
A015	Support activities to agriculture and post-harvest crop activities	42	-	-	-	-
A031	Fishing	30	-	-	-	-
A032	Aquaculture	11	-	-	-	-
	XIII - Caraga	58	1	-	1	-
A011	Growing of non-perennial crops	4	-	-	-	-
A012	Growing of perennial crops	20	-	-	-	-
A013	Plant propagation	3	1	-	1	-
A014	Animal production	8	-	-	-	-
A015	Support activities to agriculture and post-harvest crop activities	15	-	-	-	-
A021	Silviculture and other forestry activities	S	S	S	S	S
A022	Logging	S	S	S	S	S
A032	Aquaculture	5	-	-	-	-
	Autonomous Region in Muslim Mindanao	88	9	1	-	-
A011	Growing of non-perennial crops	36	7	-	-	-
A012	Growing of perennial crops	14	1	1	-	-
A014	Animal production	S	S	S	S	S
A015	Support activities to agriculture and post-harvest crop activities	S	S	S	S	S
A031	Fishing	19	-	-	-	-
A032	Aquaculture	11	1	-	-	-

Table 12 Number of Establishments and Research and Development (R&D) Personnel by Sex, Expense and Intangible Assets by Type for Agriculture, Forestry and Fishing Establishments by Region and Industry Group: Philippines, 2018

(Values are in thousand PhP, except number of establishments. Details may not add-up to total due to rounding and/or statistical disclosure control.)

Continued

2009 PSIC Code	Region/ Industry Description	R & D Personnel as of 15 November 2018			
		Technicians		Other R & D Personnel	
		Male	Female	Male	Female
		(6)	(7)	(8)	(9)
	Philippines	243	50	376	106
A011	Growing of non-perennial crops	59	8	26	23
A012	Growing of perennial crops	123	31	330	74
A013	Plant propagation	1	-	-	-
A014	Animal production	43	5	5	1
A015	Support activities to agriculture and post-harvest crop activities	8	4	11	8
A021	Silviculture and other forestry activities	-	-	-	-
A022	Logging	S	S	S	S
A024	Support services to forestry	S	S	S	S
A031	Fishing	3	-	3	-
A032	Aquaculture	2	-	1	-
	National Capital Region	-	-	1	5
A011	Growing of non-perennial crops	-	-	-	-
A014	Animal production	-	-	-	-
A015	Support activities to agriculture and post-harvest crop activities	-	-	1	5
A031	Fishing	-	-	-	-
A032	Aquaculture	-	-	-	-
	Cordillera Administrative Region	-	-	-	-
A011	Growing of non-perennial crops	-	-	-	-
A012	Growing of perennial crops	S	S	S	S
A014	Animal production	-	-	-	-
A015	Support activities to agriculture and post-harvest crop activities	-	-	-	-
A021	Silviculture and other forestry activities	S	S	S	S
	I - Ilocos Region	5	3	-	-
A011	Growing of non-perennial crops	2	-	-	-
A012	Growing of perennial crops	S	S	S	S
A014	Animal production	2	3	-	-
A015	Support activities to agriculture and post-harvest crop activities	-	-	-	-
A031	Fishing	S	S	S	S
A032	Aquaculture	1	-	-	-
	II - Cagayan Valley	37	3	13	15
A011	Growing of non-perennial crops	37	3	13	15
A013	Plant propagation	S	S	S	S
A014	Animal production	-	-	-	-
A015	Support activities to agriculture and post-harvest crop activities	-	-	-	-
A032	Aquaculture	S	S	S	S

Table 12 Number of Establishments and Research and Development (R&D) Personnel by Sex, Expense and Intangible Assets by Type for Agriculture, Forestry and Fishing Establishments by Region and Industry Group: Philippines, 2018

(Values are in thousand PhP, except number of establishments. Details may not add-up to total due to rounding and/or statistical disclosure control.)

Continued

2009 PSIC Code	Region/ Industry Description	R & D Personnel as of 15 November 2018			
		Technicians		Other R & D Personnel	
		Male	Female	Male	Female
		(6)	(7)	(8)	(9)
	III - Central Luzon	4	-	4	3
A011	Growing of non-perennial crops	3	-	-	-
A012	Growing of perennial crops	-	-	-	1
A014	Animal production	1	-	2	1
A015	Support activities to agriculture and post-harvest crop activities	-	-	2	1
A021	Silviculture and other forestry activities	S	S	S	S
A022	Logging	S	S	S	S
A031	Fishing	-	-	-	-
A032	Aquaculture	-	-	-	-
	IVA - CALABARZON	5	1	3	-
A011	Growing of non-perennial crops	1	-	-	-
A012	Growing of perennial crops	S	S	S	S
A013	Plant propagation	S	S	S	S
A014	Animal production	4	1	3	-
A015	Support activities to agriculture and post-harvest crop activities	-	-	-	-
A031	Fishing	-	-	-	-
A032	Aquaculture	-	-	-	-
	MIMAROPA	-	-	2	2
A011	Growing of non-perennial crops	-	-	2	2
A012	Growing of perennial crops	-	-	-	-
A014	Animal production	-	-	-	-
A015	Support activities to agriculture and post-harvest crop activities	-	-	-	-
A021	Silviculture and other forestry activities	S	S	S	S
A024	Support services to forestry	S	S	S	S
A031	Fishing	-	-	-	-
A032	Aquaculture	-	-	-	-
	V - Bicol Region	9	-	3	-
A011	Growing of non-perennial crops	-	-	-	-
A014	Animal production	2	-	-	-
A015	Support activities to agriculture and post-harvest crop activities	S	S	S	S
A024	Support services to forestry	-	-	-	-
A031	Fishing	3	-	3	-
A032	Aquaculture	S	S	S	S
	VI - Western Visayas	9	4	-	-
A011	Growing of non-perennial crops	6	-	-	-
A012	Growing of perennial crops	-	-	-	-
A013	Plant propagation	S	S	S	S
A014	Animal production	-	1	-	-

Table 12 Number of Establishments and Research and Development (R&D) Personnel by Sex, Expense and Intangible Assets by Type for Agriculture, Forestry and Fishing Establishments by Region and Industry Group: Philippines, 2018

(Values are in thousand PhP, except number of establishments. Details may not add-up to total due to rounding and/or statistical disclosure control.)

Continued

2009 PSIC Code	Region/ Industry Description	R & D Personnel as of 15 November 2018			
		Technicians		Other R & D Personnel	
		Male	Female	Male	Female
		(6)	(7)	(8)	(9)
A015	Support activities to agriculture and post-harvest crop activities	-	-	-	-
A024	Support services to forestry	S	S	S	S
A031	Fishing	-	-	-	-
A032	Aquaculture	-	-	-	-
	VII - Central Visayas	1	-	-	-
A011	Growing of non-perennial crops	-	-	-	-
A012	Growing of perennial crops	S	S	S	S
A013	Plant propagation	S	S	S	S
A014	Animal production	1	-	-	-
A015	Support activities to agriculture and post-harvest crop activities	-	-	-	-
A031	Fishing	-	-	-	-
A032	Aquaculture	-	-	-	-
	VIII - Eastern Visayas	-	-	-	-
A011	Growing of non-perennial crops	-	-	-	-
A012	Growing of perennial crops	-	-	-	-
A014	Animal production	-	-	-	-
A015	Support activities to agriculture and post-harvest crop activities	-	-	-	-
A021	Silviculture and other forestry activities	S	S	S	S
A031	Fishing	S	S	S	S
A032	Aquaculture	-	-	-	-
	IX - Zamboanga Peninsula	1	-	-	-
A012	Growing of perennial crops	1	-	-	-
A013	Plant propagation	S	S	S	S
A014	Animal production	-	-	-	-
A031	Fishing	-	-	-	-
A032	Aquaculture	S	S	S	S
	X - Northern Mindanao	45	9	15	8
A011	Growing of non-perennial crops	7	5	5	6
A012	Growing of perennial crops	-	-	8	2
A013	Plant propagation	S	S	S	S
A014	Animal production	34	-	-	-
A015	Support activities to agriculture and post-harvest crop activities	5	4	2	-
A021	Silviculture and other forestry activities	S	S	S	S
A031	Fishing	-	-	-	-
A032	Aquaculture	-	-	-	-
	XI - Davao Region	122	31	330	73
A011	Growing of non-perennial crops	-	-	3	-
A012	Growing of perennial crops	122	31	321	70

Table 12 Number of Establishments and Research and Development (R&D) Personnel by Sex, Expense and Intangible Assets by Type for Agriculture, Forestry and Fishing Establishments by Region and Industry Group: Philippines, 2018

(Values are in thousand PhP, except number of establishments. Details may not add-up to total due to rounding and/or statistical disclosure control.)

Continued

2009 PSIC Code	Region/ Industry Description	R & D Personnel as of 15 November 2018			
		Technicians		Other R & D Personnel	
		Male	Female	Male	Female
		(6)	(7)	(8)	(9)
A013	Plant propagation	S	S	S	S
A014	Animal production	-	-	-	-
A015	Support activities to agriculture and post-harvest crop activities	-	-	6	2
A024	Support services to forestry	S	S	S	S
A031	Fishing	-	-	-	-
A032	Aquaculture	-	-	-	-
	XII - SOCCSKSARGEN	1	-	-	-
A011	Growing of non-perennial crops	-	-	-	-
A012	Growing of perennial crops	-	-	-	-
A013	Plant propagation	1	-	-	-
A014	Animal production	-	-	-	-
A015	Support activities to agriculture and post-harvest crop activities	-	-	-	-
A031	Fishing	-	-	-	-
A032	Aquaculture	-	-	-	-
	XIII - Caraga	-	-	-	-
A011	Growing of non-perennial crops	-	-	-	-
A012	Growing of perennial crops	-	-	-	-
A013	Plant propagation	-	-	-	-
A014	Animal production	-	-	-	-
A015	Support activities to agriculture and post-harvest crop activities	-	-	-	-
A021	Silviculture and other forestry activities	S	S	S	S
A022	Logging	S	S	S	S
A032	Aquaculture	-	-	-	-
	Autonomous Region in Muslim Mindanao	3	-	5	1
A011	Growing of non-perennial crops	3	-	3	-
A012	Growing of perennial crops	-	-	1	1
A014	Animal production	S	S	S	S
A015	Support activities to agriculture and post-harvest crop activities	S	S	S	S
A031	Fishing	-	-	-	-
A032	Aquaculture	-	-	1	-

Table 12 Number of Establishments and Research and Development (R&D) Personnel by Sex, Expense and Intangible Assets by Type for Agriculture, Forestry and Fishing Establishments by Region and Industry Group: Philippines, 2018

(Values are in thousand PhP, except number of establishments. Details may not add-up to total due to rounding and/or statistical disclosure control.)

Continued

2009 PSIC Code	Region/ Industry Description	Compensation of R&D Personnel	R&D Expense	Intangible Assets for R&D	
				Capital Expenditures	Book Value as of 31 December 2018
		(10)	(11)	(12)	(13)
	Philippines	284,144	106,817	85,268	1,409,655
A011	Growing of non-perennial crops	133,089	23,581	84,868	1,363,094
A012	Growing of perennial crops	125,962	22,897	-	-
A013	Plant propagation	863	-	-	-
A014	Animal production	12,393	325	-	46,161
A015	Support activities to agriculture and post-harvest crop activities	9,844	56,487	-	-
A021	Silviculture and other forestry activities	S	S	S	S
A022	Logging	S	S	S	S
A024	Support services to forestry	1,630	3,356	-	-
A031	Fishing	117	52	-	-
A032	Aquaculture	246	120	400	400
	National Capital Region	6,077	56,111	-	-
A011	Growing of non-perennial crops	-	-	-	-
A014	Animal production	-	-	-	-
A015	Support activities to agriculture and post-harvest crop activities	6,077	56,111	-	-
A031	Fishing	-	-	-	-
A032	Aquaculture	-	-	-	-
	Cordillera Administrative Region	-	-	-	-
A011	Growing of non-perennial crops	-	-	-	-
A012	Growing of perennial crops	S	S	S	S
A014	Animal production	-	-	-	-
A015	Support activities to agriculture and post-harvest crop activities	-	-	-	-
A021	Silviculture and other forestry activities	S	S	S	S
	I - Ilocos Region	728	215	400	400
A011	Growing of non-perennial crops	182	-	-	-
A012	Growing of perennial crops	S	S	S	S
A014	Animal production	413	-	-	-
A015	Support activities to agriculture and post-harvest crop activities	-	95	-	-
A031	Fishing	S	S	S	S
A032	Aquaculture	133	120	400	400
	II - Cagayan Valley	81,096	-	-	-
A011	Growing of non-perennial crops	81,096	-	-	-
A013	Plant propagation	S	S	S	S
A014	Animal production	-	-	-	-
A015	Support activities to agriculture and post-harvest crop activities	-	-	-	-
A032	Aquaculture	S	S	S	S

Table 12 Number of Establishments and Research and Development (R&D) Personnel by Sex, Expense and Intangible Assets by Type for Agriculture, Forestry and Fishing Establishments by Region and Industry Group: Philippines, 2018

(Values are in thousand PhP, except number of establishments. Details may not add-up to total due to rounding and/or statistical disclosure control.)

Continued

2009 PSIC Code	Region/ Industry Description	Compensation of R&D Personnel	R&D Expense	Intangible Assets for R&D	
				Capital Expenditures	Book Value as of 31 December 2018
		(10)	(11)	(12)	(13)
	III - Central Luzon	25,970	11,357	21,300	396,910
A011	Growing of non-perennial crops	23,913	10,977	21,300	373,052
A012	Growing of perennial crops	518	279	-	-
A014	Animal production	1,529	-	-	23,858
A015	Support activities to agriculture and post-harvest crop activities	10	102	-	-
A021	Silviculture and other forestry activities	S	S	S	S
A022	Logging	S	S	S	S
A031	Fishing	-	-	-	-
A032	Aquaculture	-	-	-	-
	IVA - CALABARZON	2,073	830	30,766	561,153
A011	Growing of non-perennial crops	922	532	30,766	538,853
A012	Growing of perennial crops	S	S	S	S
A013	Plant propagation	S	S	S	S
A014	Animal production	1,150	297	-	22,300
A015	Support activities to agriculture and post-harvest crop activities	-	-	-	-
A031	Fishing	-	-	-	-
A032	Aquaculture	-	-	-	-
	MIMAROPA	537	-	-	-
A011	Growing of non-perennial crops	537	-	-	-
A012	Growing of perennial crops	-	-	-	-
A014	Animal production	-	-	-	-
A015	Support activities to agriculture and post-harvest crop activities	-	-	-	-
A021	Silviculture and other forestry activities	S	S	S	S
A024	Support services to forestry	S	S	S	S
A031	Fishing	-	-	-	-
A032	Aquaculture	-	-	-	-
	V - Bicol Region	1,023	186	-	-
A011	Growing of non-perennial crops	168	168	-	-
A014	Animal production	599	-	-	-
A015	Support activities to agriculture and post-harvest crop activities	50	5	-	-
A024	Support services to forestry	S	S	S	S
A031	Fishing	117	-	-	-
A032	Aquaculture	S	S	S	S
	VI - Western Visayas	1,826	3,343	-	-
A011	Growing of non-perennial crops	-	-	-	-
A012	Growing of perennial crops	-	-	-	-
A013	Plant propagation	S	S	S	S
A014	Animal production	196	-	-	-

Table 12 Number of Establishments and Research and Development (R&D) Personnel by Sex, Expense and Intangible Assets by Type for Agriculture, Forestry and Fishing Establishments by Region and Industry Group: Philippines, 2018

(Values are in thousand PhP, except number of establishments. Details may not add-up to total due to rounding and/or statistical disclosure control.)

Continued

2009 PSIC Code	Region/ Industry Description	Compensation of R&D Personnel	R&D Expense	Intangible Assets for R&D	
				Capital Expenditures	Book Value as of 31 December 2018
		(10)	(11)	(12)	(13)
A015	Support activities to agriculture and post-harvest crop activities	-	-	-	-
A024	Support services to forestry	S	S	S	S
A031	Fishing	-	-	-	-
A032	Aquaculture	-	-	-	-
	VII - Central Visayas	165	16	-	-
A011	Growing of non-perennial crops	-	16	-	-
A012	Growing of perennial crops	S	S	S	S
A013	Plant propagation	S	S	S	S
A014	Animal production	165	-	-	-
A015	Support activities to agriculture and post-harvest crop activities	-	-	-	-
A031	Fishing	-	-	-	-
A032	Aquaculture	-	-	-	-
	VIII - Eastern Visayas	-	-	-	-
A011	Growing of non-perennial crops	-	-	-	-
A012	Growing of perennial crops	-	-	-	-
A014	Animal production	-	-	-	-
A015	Support activities to agriculture and post-harvest crop activities	-	-	-	-
A021	Silviculture and other forestry activities	S	S	S	S
A031	Fishing	S	S	S	S
A032	Aquaculture	-	-	-	-
	IX - Zamboanga Peninsula	2,045	-	-	-
A012	Growing of perennial crops	2,045	-	-	-
A013	Plant propagation	S	S	S	S
A014	Animal production	-	-	-	-
A031	Fishing	-	-	-	-
A032	Aquaculture	S	S	S	S
	X - Northern Mindanao	20,650	24,614	-	3
A011	Growing of non-perennial crops	5,886	2,539	-	-
A012	Growing of perennial crops	5,297	21,885	-	-
A013	Plant propagation	S	S	S	S
A014	Animal production	6,366	21	-	3
A015	Support activities to agriculture and post-harvest crop activities	3,101	169	-	-
A021	Silviculture and other forestry activities	S	S	S	S
A031	Fishing	-	-	-	-
A032	Aquaculture	-	-	-	-
	XI - Davao Region	120,649	616	25,037	438,500
A011	Growing of non-perennial crops	148	-	25,037	438,500
A012	Growing of perennial crops	117,921	604	-	-

Table 12 Number of Establishments and Research and Development (R&D) Personnel by Sex, Expense and Intangible Assets by Type for Agriculture, Forestry and Fishing Establishments by Region and Industry Group: Philippines, 2018

(Values are in thousand PhP, except number of establishments. Details may not add-up to total due to rounding and/or statistical disclosure control.)

Concluded

2009 PSIC Code	Region/ Industry Description	Compensation of R&D Personnel	R&D Expense	Intangible Assets for R&D	
				Capital Expenditures	Book Value as of 31 December 2018
		(10)	(11)	(12)	(13)
A013	Plant propagation	S	S	S	S
A014	Animal production	1,976	7	-	-
A015	Support activities to agriculture and post-harvest crop activities	605	5	-	-
A024	Support services to forestry	S	S	S	S
A031	Fishing	-	-	-	-
A032	Aquaculture	-	-	-	-
	XII - SOCCSKSARGEN	20,651	9,330	7,765	12,689
A011	Growing of non-perennial crops	20,219	9,330	7,765	12,689
A012	Growing of perennial crops	-	-	-	-
A013	Plant propagation	432	-	-	-
A014	Animal production	-	-	-	-
A015	Support activities to agriculture and post-harvest crop activities	-	-	-	-
A031	Fishing	-	-	-	-
A032	Aquaculture	-	-	-	-
	XIII - Caraga	432	128	-	-
A011	Growing of non-perennial crops	-	-	-	-
A012	Growing of perennial crops	-	128	-	-
A013	Plant propagation	432	-	-	-
A014	Animal production	-	-	-	-
A015	Support activities to agriculture and post-harvest crop activities	-	-	-	-
A021	Silviculture and other forestry activities	S	S	S	S
A022	Logging	S	S	S	S
A032	Aquaculture	-	-	-	-
	Autonomous Region in Muslim Mindanao	222	70	-	-
A011	Growing of non-perennial crops	17	19	-	-
A012	Growing of perennial crops	180	-	-	-
A014	Animal production	S	S	S	S
A015	Support activities to agriculture and post-harvest crop activities	S	S	S	S
A031	Fishing	-	52	-	-
A032	Aquaculture	24	-	-	-

Notes: "-" - zero value

S - suppressed

Source: Philippine Statistics Authority, 2018 Census of Philippine Business and Industry

APPENDIX

Appendix 1

2018 Census of Philippine Business and Industry (CPBI Form No. 1)



REPUBLIC OF THE PHILIPPINES
PHILIPPINE STATISTICS AUTHORITY

CPBI Form 1
PSA Approval No. PSA-1907-01
Expires on 31 March 2020



2018 CENSUS OF PHILIPPINE BUSINESS AND INDUSTRY

AGRICULTURE, FORESTRY AND FISHING

January – December 2018

Dear Sir/Madam:

The Philippine Statistics Authority (PSA) is conducting the **2018 Census of Philippine Business and Industry (CPBI)**. The **2018 CPBI** aims to provide key measures on the levels, structure, performance and trends of businesses and industries that will be used for planning and policy formulation by the government and private sectors.

This Office is authorized to collect information from businesses and industries under **Republic Act No. 10625 (RA 10625)**. Section 25 of the same law obliges the establishments to provide the required data. The information collected shall be kept strictly confidential and shall not be used for purposes of taxation, investigation or regulation as provided in Section 26.

We appreciate your utmost cooperation by accomplishing this questionnaire and providing PSA with a copy of the 2018 Financial Statement of your establishment. You may also accomplish this questionnaire online at PSA website (<https://cpbi.psa.gov.ph>).

Thank you very much.

Lisa Grace S. Bersales
LISA GRACE S. BERSALES, Ph.D.
Undersecretary
National Statistician and Civil Registrar General

For inquiries, contact:

Telephone Number: _____

E-mail Address: _____

or cpbi@psa.gov.ph

FOR PSA USE ONLY															
FN	QN	QS	QR	ECN											
IND				PROV-MUN				BGY				SZ	LO	EO	

Page 2	PLEASE ENTER ON THE APPROPRIATE SPACE OR BOX THE DATA REQUESTED.	2018 CPBI F1
--------	--	--------------

GENERAL INSTRUCTIONS

⇒ Provide data required in this questionnaire based on the records of this establishment.

⇒ Provide best estimates if exact figures are not available in your records. Indicate N.A. for items which are not applicable.

⇒ Refer to the relevant explanatory notes and definitions provided in specific items when providing responses for each item/question.

⇒ Include only Philippine-based activities, including imports and exports, of this establishment.

⇒ Mark only one box using a check (✓) unless instructed otherwise.

GENERAL INFORMATION ABOUT THIS ESTABLISHMENT

1. Business and Registered Names, Business Tax Identification Number (TIN) and Address, Company Website and Social Media Account/s of this Establishment in 2018

A. Business Name: _____

B. Registered Name: _____

C. Business TIN: — — —

D. Business Address: _____

E. Company Website: _____

F. Social Media Account/s:

Others, *specify*: _____

Do Not Fill (For PSA Use Only)

PROV	MUN	BGY

2. Economic Activity or Business in 2018

⇒ Describe in detail the main economic activity, secondary activities and ancillary activities of this establishment.

A. Main Economic Activity *(Refers to the activity that contributes the biggest or major portion of the gross revenue of this establishment.)*

A.1. Major products/goods produced or sold or type of service rendered
Specify:

Do Not Fill (For PSA Use Only)

2009 PSIC		

LN
NO

B. Secondary Activities *(Refer to activities carried out by this establishment in addition to the main activity and in which the output, like that of the main activity, must be suitable for delivery outside this establishment.)*

01

C. Ancillary Activities *(Refer to activities that exist to support the main productive activities of this establishment by providing non-durable goods or services entirely or primarily for the use of this establishment.)*

02

B. Secondary Activities *(Refer to activities carried out by this establishment in addition to the main activity and in which the output, like that of the main activity, must be suitable for delivery outside this establishment.)*

03

C. Ancillary Activities *(Refer to activities that exist to support the main productive activities of this establishment by providing non-durable goods or services entirely or primarily for the use of this establishment.)*

04

Continued on Page 3

2018 CPBI F1	PLEASE ENTER ON THE APPROPRIATE SPACE OR BOX THE DATA REQUESTED.	Page 3
--------------	--	--------

GENERAL INFORMATION ABOUT THIS ESTABLISHMENT (continued)

3. Year Started Operation
 ⇒ Indicate the year when this establishment started its operation regardless of location in the Philippines.

4. Legal Organization in 2018
 ⇒ Mark (✓) the box corresponding to the description of the legal organization of this establishment.

1 <input type="checkbox"/> Single Proprietorship	5 <input type="checkbox"/> Non-stock, Non-profit Corporation
2 <input type="checkbox"/> Partnership	6 <input type="checkbox"/> Cooperative
3 <input type="checkbox"/> Government Corporation	7 <input type="checkbox"/> Others, <i>specify</i> : _____
4 <input type="checkbox"/> Stock Corporation	

5. Economic Organization in 2018
 ⇒ Mark (✓) the box corresponding to the description of the economic organization of this establishment.

1 <input type="checkbox"/> Single Establishment 2 <input type="checkbox"/> Branch only ⇒ Provide details of Main Office below. 3 <input type="checkbox"/> Establishment and Main Office both located in the same address and with branch/es elsewhere ⇒ Provide details of branches in Item 22. 4 <input type="checkbox"/> Main Office only ⇒ Provide details of branches in Item 22. 5 <input type="checkbox"/> Ancillary Unit other than Main Office ⇒ Provide details of Main Office below.	<p><i>Single Establishment is an establishment which has neither branch nor main office. It may have ancillary unit/s other than main office, located elsewhere.</i></p> <p><i>Branch is an establishment which has a separate main office located elsewhere.</i></p> <p><i>Main office is the unit which controls, supervises and directs one or more establishments of an enterprise.</i></p> <p><i>Ancillary unit is the unit that operates primarily or exclusively for a related establishment or group of related establishments or its parent establishment and provides services that supports those establishments.</i></p>
---	--

A. Registered Name of Main Office

Do Not Fill (For PSA Use Only)

ECN

--	--	--	--	--	--	--	--	--	--	--	--

B. Address of Main Office

Do Not Fill (For PSA Use Only)

PROV	MUN	BGY

C. Contact Person in the Main Office

(1) Name: _____	(4) Fax No.: _____
(2) Title/Designation: _____	(5) E-mail Address: _____
(3) Telephone No.: _____	

6. Capital Participation as of 31 December 2018

Capital participation refers to the claims of foreign and/or local investors against capital/equity.

⇒ Indicate the percent share of the stockholders by nationality.

1 Filipino _____%	5 Chinese _____%	9 Malaysian _____%
2 American _____%	6 German _____%	10 Singaporean _____%
3 Australian _____%	7 Japanese _____%	11 Taiwanese _____%
4 British _____%	8 Korean _____%	12 Others, <i>specify</i> : _____%

Continued on Page 4

EMPLOYMENT

7. Employment as of 15 November 2018

Total Employment refers to the total number of persons, whether **paid** or **unpaid**, who work in or for this establishment as of 15 November 2018.

EXCLUDE:

- Members of cooperative who are not involved in the operation of the cooperative
- Workers on sub-contract agreement or under manpower agencies/contractors (**to be reported in Item 8**)

Paid employees are all full-time and part-time employees working in or for the establishment and receiving regular pay, as well as those working away from this establishment and paid by and under the control of this establishment.

INCLUDE:

- ✓ Employees on sick or maternity leave
- ✓ Employees on paid vacation or holiday
- ✓ Employees on strike/lockout
- ✓ Directors of corporations working for pay
- ✓ Executives/managers and other officers of the same category
- ✓ Working owners receiving regular pay
- ✓ Apprentices and learners receiving regular pay
- ✓ Persons hired only during peak seasons like planting, harvesting, and the like
- ✓ Any other employee receiving regular pay not reported above

EXCLUDE:

- Directors paid solely for their attendance in meetings of Board of Directors
- Consultants
- Workers on indefinite leave
- Working owners who do not receive regular pay
- Homeworkers not in the payroll of this establishment
- Workers receiving commissions only
- Other workers not in the payroll of this establishment

Unpaid workers are working owners who do not receive regular pay, apprentices and learners without regular pay, and persons working for at least 1/3 of the working time normal to this establishment without regular pay.

EXCLUDE: Silent or inactive business partners

Employment Type	Male (1)	Female (2)	Total (3)	LN NO
a. Paid Employees				01
b. Unpaid Workers				02
c. Total (sum of a and b)				03

WORKERS ON SUB-CONTRACT AGREEMENT OR UNDER MANPOWER AGENCIES/CONTRACTORS

8. Workers on Sub-Contract Agreement or Under Manpower Agencies/Contractors as of 15 November 2018

Workers on sub-contract agreement or under manpower agencies/contractors are workers employed by the contractors to perform or complete a job, work or service within the premise of this establishment pursuant to a service agreement. These are workers which are **not in the payroll** of this establishment.

	Male (1)	Female (2)	Total (3)	LN NO
Workers on Sub-Contract Agreement or Under Manpower Agencies/Contractors				01

Continued on Page 5

2018 CPBI F1	PLEASE ENTER ON THE APPROPRIATE SPACE OR BOX THE DATA REQUESTED.	Page 5
--------------	--	--------

RESEARCH AND DEVELOPMENT (R&D) PERSONNEL

9. R&D Personnel as of 15 November 2018

Research and Development (R&D) refers to creative work undertaken as a systematic basis in order to increase the stock of knowledge, including knowledge of man, culture and society, and the use of this stock of knowledge to devise new applications.

R&D personnel are all persons employed directly on R&D as well as those providing direct services such as R&D managers, administrators and clerical staff. R&D personnel are classified into three categories: researchers, technicians and other R&D personnel.

Researcher refers to person working in those capacities, who uses or creates scientific knowledge and engineering and technological principles; i.e. person with scientific or technological training who is engaged in work in R&D, who directs the execution of R&D.

Technician refers to person engaged in that capacity in R&D who had vocational or technical training in any branch of knowledge and technology.

Other R&D personnel refers to persons who are directly associated with the performance of R&D; clerical, secretarial and administrative personnel, skilled, semi-skilled and unskilled workers in various trades and all other supporting workers.

R&D Personnel of this Establishment	Male (1)	Female (2)	Total (3)	LN NO
a. Researchers				01
b. Technicians				02
c. Other R&D Personnel				03
d. Total (sum of a to c)				04

PRODUCTION/CONSTRUCTION WORKERS AND HOURS WORKED

10. Number of Production/Construction Workers as of 15 November 2018 (Not Applicable)

11. Total Hours Worked by Production Workers in 2018 (Not Applicable)

REVENUE AND EXPENSE ACCOUNT

12. Revenue in 2018

TYPE OF REVENUE	VALUE IN PESOS (Omit centavos)	LN NO
a. Sale of products and by-products (sum of 1 to 4)		01
1. Sales to domestic market (Sale of products/by-products of this establishment to another establishment including, producer, wholesaler and retailer, of a different enterprise)		02
2. Interplant transfers (Shipment of products produced to other establishments belonging to the same enterprise as this establishment. These should be valued as though sold)		03
3. Direct exports (Products produced and shipped directly outside the country by this establishment)		04
4. Sales to exporters (Sale of products/by-products locally to exporters by this establishment)		05
b. Agricultural, forestry and fishery services rendered (INCLUDE: Revenue from operation of irrigation systems, fertilizer application, chemical and mechanical weed control, disease and pest control, artificial insemination, post-harvest crop services, contract animal growing on a fee basis, egg-hatching, farm/forest management, forest inventories, timber evaluation, forest firefighting and protection, fish weighing/scaling; rental income from farm machinery with drivers and crew; and other similar services)		06
c. Sale of goods (Revenue from goods sold in similar condition as purchased.)		07

Continued on Page 6

Page 6	PLEASE ENTER ON THE APPROPRIATE SPACE OR BOX THE DATA REQUESTED.	2018 CPBI F1
REVENUE AND EXPENSE ACCOUNT (continued)		
12. Revenue in 2018		
TYPE OF REVENUE	VALUE IN PESOS (Omit centavos)	LN NO
d. Revenue from industrial service done for others (sum of 1 and 2)		08
1. Contract and commission work done for others (Revenue from outsourcing activities done on materials owned and controlled by another establishment .)		09
2. Industrial repair, maintenance and installation work		10
e. Revenue from non-industrial service done for others (sum of 1 to 8)		11
1. Rent income from land		12
2. Rental income from aquafarm		13
3. Rental income from buildings, warehouses, and other structures		14
4. Rental income from fishing boat/craft/vessel		15
5. Rental income from machinery and transport equipment		16
6. Rental income from office equipment		17
7. Other rental income, specify: _____		18
8. Other non-industrial service done for others (sum of a and b) Specify:		19
a.) _____		20
b.) _____		21
f. Interest income (INCLUDE: Interest on finance leases; earnings on discounted bills; interest from deposits in banks and other financial institutions; interest/discounts on loans, deposits, financing, bonds, money market; etc.)		22
g. Dividend income		23
h. Commissions and fees earned		24
i. Royalty income (Income received for trademarks, copyrights, patents or concessions.)		25
j. Franchise income (Income received to distribute or sell a product or service.)		26
k. Delivery charges separately invoiced to customers		27

Continued on Page 7

2018 CPBI F1	PLEASE ENTER ON THE APPROPRIATE SPACE OR BOX THE DATA REQUESTED.	Page 7
--------------	--	--------

REVENUE AND EXPENSE ACCOUNT (continued)		
12. Revenue in 2018		
TYPE OF INCOME	VALUE IN PESOS (Omit centavos)	LN NO
I. Other revenue (sum of 1 to 5)		28
1. Foreign exchange gains		29
2. Gain from sale of assets		30
3. Gain resulting from the change in the fair value of assets, inventories		31
4. Gain from sale of investment assets and marketable securities		32
5. Others (sum of a to c) <i>Specify:</i>		33
a) _____		34
b) _____		35
c) _____		36
m. Total Revenue (sum of a to I)		37
13. Subsidies Received from the Government in 2018		
<p><i>Subsidies refer to special grants received from the government in the form of financial assistance or tax exemption or tax privilege to aid and develop an industry.</i></p> <p>Mark (✓) applicable box/es corresponding to the types of subsidies received from the government.</p> <div style="display: flex; flex-wrap: wrap;"> <div style="width: 50%;"> <p>1 <input type="checkbox"/> Price support and price discount</p> <p>2 <input type="checkbox"/> Interest rate subsidy</p> <p>3 <input type="checkbox"/> Import subsidies</p> <p>4 <input type="checkbox"/> Direct subsidies on export</p> <p>5 <input type="checkbox"/> Subsidies resulting from multiple exchange rate</p> <p>6 <input type="checkbox"/> Tax exemption/tax privilege/tax deduction</p> </div> <div style="width: 50%;"> <p>7 <input type="checkbox"/> Subsidies to public corporations and quasi-corporations</p> <p>8 <input type="checkbox"/> Subsidies on products used domestically</p> <p>9 <input type="checkbox"/> Subsidies on payroll or workforce</p> <p>10 <input type="checkbox"/> Subsidies to reduce pollution</p> <p>11 <input type="checkbox"/> Others, <i>specify</i> _____</p> </div> </div>		
		01
14. Expense in 2018		
TYPE OF EXPENSE	VALUE IN PESOS (Omit centavos)	LN NO
a. Cost of products/by-products sold (sum of 1 to 4 less 5)		01
1. Direct materials and supplies used (sum of a and b less c) <i>(INCLUDE: Seeds/seedlings, young animals and fowls, fry/fingerlings; feeds and rice bran; veterinary supplies; fertilizers, soil dressing and pesticides; non-durable fishing gears, nets, ropes, twines and other cordage; containers and packing materials; Ice/ice gel; etc.)</i>		02
a. Direct materials and supplies inventories, beginning		03
b. Direct materials and supplies purchased		04
c. Direct materials and supplies inventories, ending		05

Continued on Page 8

Page 8	PLEASE ENTER ON THE APPROPRIATE SPACE OR BOX THE DATA REQUESTED.	2018 CPBI F1
--------	--	--------------

REVENUE AND EXPENSE ACCOUNT (continued)		
14. Expense in 2018		
TYPE OF EXPENSE	VALUE IN PESOS (Omit centavos)	LN NO
2. Compensation for direct labor (EXCLUDE: R&D personnel) (sum of a to c)		06
a. Gross salaries and wages (Refer to payments in cash or in kind prior to any deductions for employee's contributions to SSS/GSIS, withholding tax, etc.)		07
b. Separation/retirement/terminal pay, gratuities, etc.		08
c. Total employer's contribution to SSS/GSIS, ECC, etc. (INCLUDE: Employer's contribution paid by this establishment to SSS/GSIS, Employees' Compensation Commission (ECC), PhilHealth, PAG-IBIG, etc.)		09
3. Overhead expense (sum of a to l)		10
a. Electricity		11
b. Water		12
c. Fuels, lubricants, oils and greases		13
d. Industrial service done by others (sum of 1 and 2)		14
1) Industrial repair, maintenance and installation work done by others		15
2) Contract and commission work done by others		16
e. Non-industrial service done by others (sum of 1 to 7)		17
1) Rent expense for land		18
2) Rental expense for aquafarm		19
3) Rental expense for buildings, warehouses and other structures		20
4) Rental expense for fishing boat/craft/vessel		21
5) Rental expense for machinery and transport		22
6) Other rental expense, <i>specify:</i> _____		23
7) Non-industrial service done by others with respect to production		24
f. Taxes on products and other taxes on production (sum of 1 and 2)		25
1) Taxes on products (Taxes paid on products by producer or by the purchaser of the product. INCLUDE: Import tax, export tax, excise tax, value added tax, sales tax, gross receipts tax, etc.)		26
2) Other taxes on production (Taxes paid by the producer due to production. INCLUDE: Business licenses, real estate tax, road tax, environmental tax, etc. EXCLUDE: Income tax.)		27

Continued on Page 9

2018 CPBI F1	PLEASE ENTER ON THE APPROPRIATE SPACE OR BOX THE DATA REQUESTED.	Page 9
REVENUE AND EXPENSE ACCOUNT (continued)		
14. Expense in 2018		
TYPE OF EXPENSE	VALUE IN PESOS (Omit centavos)	LN NO
g. Depreciation for machineries and equipment used in production		28
h. Amortization for intangible assets used in production		29
i. Other overhead cost, <i>specify:</i> _____		30
4. Finished products and work-in-progress inventories, beginning		31
5. Finished products and work-in-progress inventories, ending		32
b. Cost of agricultural, forestry and fishery services done by others (<i>INCLUDE: Fees for irrigation, fertilizer application, chemical and mechanical weed control, disease and pest control, artificial insemination, post-harvest crop services, egg-hatching, farm/forest management, forest inventories, timber evaluation, forest firefighting and protection, fish weighing/scaling, etc.</i>)		33
c. Cost of goods sold (sum of 1 and 2 less 3)		34
1. Goods for resale inventories, beginning		35
2. Goods purchased for resale (<i>Acquisition cost of goods purchased for resale without transformation or processing.</i>)		36
3. Goods for resale inventories, ending		37
d. Interest expense (<i>Interest paid for loans obtained from banks and other financial institutions.</i>)		38
e. General administrative and other operating expenses (sum of 1 to 16)		39
1. Compensation for indirect labor (sum of a to c)		40
a) Gross salaries and wages		41
b) Separation/retirement/terminal pay, gratuities, etc.		42
c) Total employer's contribution to SSS/GSIS, ECC, etc.		43
2. Compensation of R&D Personnel (sum of a to c)		44
a) Gross salaries and wages		45
b) Separation/retirement/terminal pay, gratuities, etc.		46
c) Total employer's contribution to SSS/GSIS, ECC, etc.		47
3. Materials and supplies		48
4. Electricity		49
5. Water		50
6. Other fuels, lubricants, oils and greases		51
7. Industrial service done by others (sum of a and b)		52
a) Contract and commission work done by others		53
b) Industrial repair, maintenance and installation work		54

Continued on Page 10

Page 10	PLEASE ENTER ON THE APPROPRIATE SPACE OR BOX THE DATA REQUESTED.	2018 CPBI F1
REVENUE AND EXPENSE ACCOUNT (continued)		
14. Expense in 2018		
TYPE OF EXPENSE	VALUE IN PESOS (Omit centavos)	LN NO
8. Non-industrial service done by others (sum of a to k)		55
a) Rent expense for land		56
b) Rental expense for buildings, warehouses and other structures		57
c) Rental expense for machinery and transport equipment		58
d) Rental expense for office equipment		59
e) Other rental expense, <i>specify</i> : _____		60
f) Insurance expense		61
g) Communication expense		62
h) Transport service expense (<i>INCLUDE: Stevedoring, forwarding and freight charges.</i>)		63
i) Other non-industrial service done by others (<i>INCLUDE: Transportation and representation expense; bank charges; professional, business and other service fees; storage and warehousing fees; advertising and promotional expenses; management fee; janitorial, security and messengerial service fee; etc.</i>)		64
9. Other taxes and licenses		65
10. Research and development (R&D) expense (Amount spent on any systematic, scientific and creative work undertaken to increase the stock of knowledge and the use of this knowledge to create new or improved products, processes, services, and other applications. <i>EXCLUDE: Market research, testing analysis for quality control, minor alterations to existing products, legal and administrative work in connection with patent applications; R&D capitalized.</i>) (Mark (✓) applicable box/es corresponding to the types of R&D expenses incurred. 1 <input type="checkbox"/> In-house R&D 2 <input type="checkbox"/> Outsourced R&D 3 <input type="checkbox"/> Acquisition of external knowledge 4 <input type="checkbox"/> Training expenses related to R&D 5 <input type="checkbox"/> Materials and supplies related to R&D 6 <input type="checkbox"/> Others, <i>specify</i> : _____		66
11. Environmental protection expense (Amount spent for the prevention, reduction and elimination of pollution as well as any degradation of the environment such as environmental protection services like wastewater treatment, reforestation, etc.)		67
12. Royalty fee (Expense for trademarks, copyrights, patents or concessions)		68

Continued on Page 11

2018 CPBI F1	PLEASE ENTER ON THE APPROPRIATE SPACE OR BOX THE DATA REQUESTED.	Page 11
REVENUE AND EXPENSE ACCOUNT (continued)		
14. Expense in 2018		
TYPE OF EXPENSE	VALUE IN PESOS (Omit centavos)	LN NO
13. Franchise fee (Expense made for license to make, distribute or sell a product or service)		69
14. Other depreciation expense		70
15. Other amortization expense		71
16. Other expense (sum of a to g)		72
a) Foreign exchange losses		73
b) Charitable donations and grants		74
c) Bad and doubtful debts (Report net of bad debts recovered.)		75
d) Loss from sale of assets		76
e) Loss resulting from the change in fair value of assets, inventories		77
f) Loss from sale of investment assets and marketable securities		78
g) Others (sum of 1 to 3) Specify:		79
1) _____		80
2) _____		81
3) _____		82
f. Total Expense (sum of a to e)		83
E-COMMERCE TRANSACTIONS		
15. Sales from E-commerce Transactions in 2018 <i>E-commerce refers to the sale of goods and services, whether between businesses, households, individuals, government, and other public or private organizations, conducted over computer-mediated networks. The goods and services are ordered over those networks, but the payment and the ultimate delivery of the good or service may be conducted on or offline.</i> INCLUDE: Orders made in web pages, extranet or Electronic Data Interchange (EDI). EXCLUDE: Orders made by telephone calls, facsimile, or manually typed e-mail.	PERCENT SHARE TO TOTAL REVENUE IN 2018	LN NO
a. Percentage share of e-commerce transaction via internet to the total revenue in 2018	_____ %	01
b. Percentage share of e-commerce transaction via network channels other than internet to the total revenue in 2018	_____ %	02

Continued on Page 12

Page 12	PLEASE ENTER ON THE APPROPRIATE SPACE OR BOX THE DATA REQUESTED.				2018 CPBI F1
---------	--	--	--	--	--------------

CAPITAL EXPENDITURES, SALE AND BOOK VALUE OF TANGIBLE FIXED ASSETS, INCLUDING LOSSES AND DAMAGES						
16. Capital Expenditures, Sale and Book Value of Tangible Fixed Assets, Including Losses and Damages in 2018						
<p>Tangible Fixed Assets refer to physical assets acquired and for use of this establishment and expected to have a productive life of more than one year. These include land; aquafarm; buildings, other structures and land improvements; cultivated assets in the form of livestock and plantations of trees yielding repeat products, orchards, vineyards etc.; transport, machinery and other equipment; and other tangible fixed assets.</p> <p>INCLUDE:</p> <ul style="list-style-type: none"> ✓ Tangible fixed assets received from other establishments belonging to the same enterprise as this establishment should be valued as though purchased. ✓ Delivery charges and installation costs, taxes and other necessary fees (import duties, registration fees, etc.). <p>EXCLUDE:</p> <ul style="list-style-type: none"> ✗ Financing costs <p>Capital expenditures for tangible fixed assets refer to the full value of tangible fixed assets acquired during the year whether or not full payments have been made.</p> <p>Sale of tangible fixed assets refers to the actual amount received/realized (not book value) from the sale of tangible fixed assets during the year including the value of tangible fixed assets transferred to other establishments of the same enterprise.</p> <p>Losses and damages refer to the decrease in the book value of tangible fixed assets due to theft, major catastrophe, and other accidental destructions.</p> <p>Book value refers to the initial or acquisition cost of tangible fixed assets less accumulated depreciation charges. Include in Book Value as of 31 December 2018 the capital expenditures for the corresponding tangible fixed assets.</p>						
TYPE OF TANGIBLE FIXED ASSETS	VALUE IN PESOS (Omit centavos)					LN NO
	CAPITAL EXPENDITURES FOR TANGIBLE FIXED ASSETS		SALE OF TANGIBLE FIXED ASSETS	LOSSES AND DAMAGES	BOOK VALUE AS OF 31 DECEMBER 2018	
	TOTAL (1)	PERCENT Directly Imported (2)				
a. Land						01
b. Aquafarm (INCLUDE: Fish ponds, fish pens, fish cages, fish tanks, etc.)						02
c. Buildings, other structures and land improvements (INCLUDE: Leasehold improvements; major repair, renovations and additions.)						03
d. Cultivated assets (INCLUDE: Livestock for breeding (including fish and layer), dairy and working animals; vineyards, fruit trees, rubber trees, palm trees and other plantation of trees yielding repeat products.)						04
e. Fishing boat/craft/vessel (INCLUDE: Fish processing ships/vessels or factory ships.)						05
f. Transport equipment (INCLUDE: Aircrafts, trains, buses, cars and trucks.)						06
g. Machinery and equipment (sum of 1 to 4)						07
1. ICT machinery and equipment (INCLUDE: Computer and peripherals; telecommunications equipment and apparatus.)						08
2. Specialized industrial machinery and equipment (INCLUDE: Agricultural machineries; tractors; logging machineries.)						09
3. General industrial machinery and equipment (INCLUDE: Air-conditioning and refrigeration equipment; pumps and compressor; power generating equipment; electronic machinery and equipment other than telecommunications.)						10
4. Other machinery and equipment (INCLUDE: Professional and scientific and controlling instruments; photographic equipment and optical goods; and others.)						11
h. Valuables (INCLUDE: Precious stones and metals; paintings; antiques; sculptures; etc.)						12
i. Other tangible fixed assets (INCLUDE: Furniture and fixtures and other fixed asset not specified above.)						13
j. Total (sum of a to i)						14

Continued on Page 13

CAPITAL EXPENDITURES FOR ALL TANGIBLE FIXED ASSETS BY MODE OF ACQUISITION

17. Capital Expenditures for All Tangible Fixed Assets by Mode of Acquisition in 2018

⇒ Report the full value of all tangible fixed assets **acquired in 2018** by mode of acquisition. Total in this item should be equal to the **Total** reported in Item 16 column 1.

New tangible fixed assets refer to brand new tangible fixed assets **acquired during the year**, including directly/newly imported tangible fixed assets. **Directly/newly imported tangible fixed assets** are considered new whether or not they were used before they were imported.

Major alterations and improvements on tangible fixed assets are done to increase the performance or capacity of existing tangible fixed assets or to significantly extend their previous expected service lives.

Used tangible fixed assets refer to those that have been previously used within the country.

Tangible fixed assets produced on own account refer to the physical assets produced by the establishment for its own use. It should be valued as the cost of all work put in place including overhead cost.

MODE OF ACQUISITION	VALUE IN PESOS (Omit centavos)	LN NO
a. New tangible fixed assets		01
b. Major alterations and improvements on tangible fixed assets		02
c. Land and used tangible fixed assets		03
d. Tangible fixed assets produced on own account		04
e. Total (sum of a to d)		05

CAPITAL EXPENDITURES AND BOOK VALUE FOR INTANGIBLE ASSETS

18. Capital Expenditures and Book Value for Intangible Assets in 2018

⇒ Report the full value of all intangible fixed assets **acquired in 2018** and **book value as of 31 December 2018**.

Intangible assets are assets that are not physical in nature. Corporate intellectual property such as patents, trademarks, copyrights and business methodologies; goodwill; and brand recognition are all common intangible assets. This type of assets also includes computer software and databases; and entertainment, literary and artistic originals.

TYPE OF INTANGIBLE ASSETS	VALUE IN PESOS (Omit centavos)		LN NO
	CAPITAL EXPENDITURES (1)	BOOK VALUE AS OF 31 DECEMBER 2018 (2)	
a. Intangible non-produced assets (<i>INCLUDE: Purchased goodwill; patents; trademarks; franchises; licenses; processes; copyrights; concessions; leases and other transferable contracts.</i>)			01
b. Computer software and databases (<i>INCLUDE: Computer programs; Systems and applications software purchased; computer software developed in-house; computer databases purchased, and computer databases developed in-house.</i>)			02
c. Entertainment, literary and artistic originals (<i>INCLUDE: Original films, sound recordings, manuscripts, tapes, models, etc., on which drama performances, radio and television programming, musical performances, sporting events, literary and artistic output, etc., are recorded.</i>)			03
d. Research and development			04
e. Other intangible assets			05
f. Total (sum of a to e)			06

Continued on Page 14

Page 14	PLEASE ENTER ON THE APPROPRIATE SPACE OR BOX THE DATA REQUESTED.		2018 CPBI F1
TOTAL ASSETS		VALUE IN PESOS (Omit Centavos)	LN NO
19. Total Assets as of 31 December 2018 ⇒ Report the value of total assets of this establishment as of 31 December 2018. <i>Total assets are resources including land owned and/or controlled by the establishment as a result of past transactions and events from which future economic benefits are expected to flow to the establishment.</i>			01
CAPACITY UTILIZATION			
20. Average Capacity Utilization Rate of this Establishment in 2018 (Not Applicable)			
INVENTORIES			
21. Inventories in 2018 <i>Inventories refer to stocks of goods owned by or under the control of the establishment as of a fixed date, regardless of where the stocks are located.</i> Stocks of materials, fuels and supplies should be at current replacement cost in purchaser price at the indicated dates. Finished products, work-in progress and goods for resale should be valued at producer price . <i>Replacement cost is the cost of an item in terms of its present price rather than its original price.</i> <i>Work-in-progress refers to the value of goods of the establishment that have not yet reached the final desired state and are not ready for sale/shipment.</i>			
TYPE OF INVENTORIES	VALUE IN PESOS (Omit Centavos)		LN NO
	As of 1 January 2018 (1)	As of 31 December 2018 (2)	
a. Finished products (<i>INCLUDE: Harvested agricultural crops; slaughtered animals; livestock, poultry, forestry, logging and fishery products.</i>)			01
b. Work-in-progress (<i>INCLUDE: Growing crops as well as standing timber; young animals and fowls not yet ready for sale; stocks of fish; work-in progress for the account of others irrespective of the arrangement of financing.</i>)			02
c. Goods for resale			03
d. Materials and supplies (<i>INCLUDE: Feeds and rice bran; veterinary supplies; fertilizers; non-durable fishing gears; etc.</i>)			04
e. Fuels, lubricants, oils and greases			05
f. Others, <i>specify:</i> _____			06
g. Total (sum of a to f)			07

Continued on Page 15

22. Branches, Divisions and Plants Owned or Controlled (for Main

⇒ Indicate the total number of branches, divisions and plants owned or controlled by this establishment. List the name, address, main economic activity, total employment as of 15 November 2018 and year started operation of branches, divisions, plants, or other establishments that this establishment owns or controls.

Total Number of Branches/Divisions/Plants in the Philippines

NAME OF BRANCH/DIVISION/ PLANT	ADDRESS	MAIN ECONOMIC ACTIVITY	TOTAL EMPLOY- MENT as of 15 November 2018	YEAR STARTED OPERA- TION	Do Not Fill (For PSA Use Only) PROV/MUN/BGY ECN
	(1)	(2)	(3)	(4)	(5)
1					
2					
3					
4					
5					
6					
7					
8					

23. Remarks

⇒

Continued on Page 16

Page 16	PLEASE ENTER ON THE APPROPRIATE SPACE OR BOX THE DATA REQUESTED.	2018 CPBI F1
---------	--	--------------

24. Certification

I hereby certify that this report for the period _____ to _____ has been completed as accurately as the records of this establishment allow and with the best estimates in instances when data are not available from the records of this establishment.

Name _____ Signature _____

Title/Designation _____ Date _____

25. Contact Person

Person to be contacted for queries regarding entries in this questionnaire:

Name _____ Address _____

Title/Designation _____

Tel. No. _____ Fax No. _____ E-mail Address _____

THANK YOU FOR ACCOMPLISHING THIS QUESTIONNAIRE!

26. Processing Information: Do Not Fill (For PSA Use Only)

Activity	Name	Signature	Number of Items with Errors	Date
Provincial Office:				
Distributed by				/ /
Collected/Field Edited by				/ /
Manually Processed by				/ /
Machine Processed by				/ /
RSSO:				
Validated by				/ /
Central Office:				
Validated by				/ /

For Inquiries:

PHILIPPINE STATISTICS AUTHORITY

PSA Complex, East Avenue, Diliman, Quezon City, Philippines 1101

Tel. No. +63(2) 84626600 loc. 820 • Telefax No. +63(2) 84626600 loc. 839

E-mail address: info@psa.gov.ph • kmcd.staff@psa.gov.ph



Visit us on
www.psa.gov.ph



Like us on Facebook
[/PSAgovph](https://www.facebook.com/PSAgovph)



Follow us on Twitter
[@PSAgovph](https://twitter.com/PSAgovph)