



ISSN-1656-4979

REPUBLIC OF THE PHILIPPINES

PHILIPPINE STATISTICS AUTHORITY

2018 Census of Philippine Business and Industry

Volume III

Manufacturing



Volume III

ISSN 1656 - 4979

2018 CENSUS OF PHILIPPINE BUSINESS AND INDUSTRY

MANUFACTURING



REPUBLIC OF THE PHILIPPINES

PHILIPPINE STATISTICS AUTHORITY



REPUBLIC OF THE PHILIPPINES

PRESIDENT RODRIGO ROA DUTERTE



Republic of the Philippines
Philippine Statistics Authority

DENNIS S. MAPA, Ph.D.

Undersecretary

National Statistician and Civil Registrar General

Copyright © 2021 by Philippine Statistics Authority
PSA CVEA Building, East Avenue, Diliman Quezon City,
Philippines

FOREWORD

This publication presents the results of the **2018 Census of Philippine Business and Industry (CPBI)**. The 2018 CPBI was conducted nationwide by the Philippine Statistics Authority (PSA) in 2019, with 2018 as the reference period for all data items. It is the PSA's intent that the 2018 CPBI serve as a prime and recent source of information and data on businesses and industries in the Philippines.

Among the data items contained in the 2018 CPBI are: the number of establishments in the country, figures on employment, compensation, revenues, expenses, tangible fixed assets, intangible assets, and inventories, as well as information on value-added, and e-commerce transactions. These data items are presented from the viewpoint of the national and regional levels and disaggregated by industry.

The PSA expects that the 2018 CPBI becomes a useful resource material to both the government and the private sector in the formulation of policies and economic development plans. The results of the 2018 CPBI would not have been realized without the trust accorded to the PSA by the sample establishments. The PSA sincerely recognizes the cooperation of all the establishments in providing and entrusting their data to us for statistical purposes.

DENNIS S. MAPA, Ph.D.

Undersecretary

National Statistician and Civil Registrar General

Quezon City, Philippines
December 2021

TABLE OF CONTENTS

	Page
FOREWORD	iii
TABLE OF CONTENTS	v
EXPLANATORY TEXT.....	xi
Introduction.....	xi
Uses of CPBI Data.....	xi
Legal Authority.....	xii
Confidentiality of Information	xiii
Unit of Enumeration	xiii
Taxonomy of Establishments	xiv
Economic Organization	xiv
Legal Organization	xv
Industrial Classification	xvi
Size of Establishments	xviii
Geographic Classification	xix
Scope and Coverage	xix
Sampling Frame	xxii
Sampling Method	xxiii
Sampling Units.....	xxiii
Sampling Domains	xxiv
Industry Domain	xxiv
Employment Stratum	xxv
Geographic Domain	xxvi
Sample Size and Allocation.....	xxvii
Response Rate	xxxii
Estimation Procedures	xxxiv
Weight Adjustments	xxxiv
The Questionnaires	xxxv
The Data Items	xxxvi
Limitations of Data	xxxvii
Concepts and Definitions	xxxviii
Publication Volumes.....	xliv
Symbols and Abbreviations Used in Statistical Tables	xlv
Description of Industries for Manufacturing	xlvi

TABLE OF CONTENTS – *Continued*

	Page
BRIEF ANALYSIS	xlvii
Figure 1 Percent Distribution of Manufacturing Establishments: Philippines, 2018 CPBI	xlvii
Figure 2 Total Employment of the Top Five Industry Groups for Manufacturing Establishments: Philippines, 2018 CPBI	xlviii
Figure 3 Annual Compensation for the Top Five Industry Groups in Manufacturing, Philippines, 2018 CPBI.....	xlix
Figure 4 Total Revenue and Total Expense for the Top Five Industry Groups in Manufacturing: Philippines, 2018 CPBI	l
Figure 5 Value of Output and Intermediate Expense for Manufacturing Establishments by Region, Philippines: 2018 CPBI	li
Figure 6 Value Added for the Top Six Industry Groups in Manufacturing, Philippines: 2018 CPBI	lii
Table A Comparative Statistics for Manufacturing Establishments by Industry Group: Philippines, 2018 and 2012 CPBI	liv
Table B Selected Indicators for Manufacturing Establishments by Industry Group: Philippines, 2018 CPBI	lxxviii
Table C Selected Indicators for Manufacturing Establishments by Region: Philippines, 2018 CPBI	lxxx

TABLE OF CONTENTS – *Continued*

LIST OF STATISTICAL TABLES

Table No	Table Title	Page
Table 1	Summary Statistics for Manufacturing Establishments by Region and Industry Group: Philippines, 2018.....	1
Table 2	Number of Establishments and Employment by Type and Sex for Manufacturing Establishments by Region and Industry Group: Philippines, 2018.....	77
Table 2.1	Number of Establishments and Research and Development (R&D) Personnel by Sex for Manufacturing Establishments by Region and Industry Group: Philippines, 2018.....	101
Table 2.2	Number of Establishments and Total Hours Worked by Production Workers by Sex for Manufacturing Establishments by Region and Industry Group: Philippines, 2018.....	143
Table 3	Number of Establishments and Compensation by Type for Manufacturing Establishments by Region and Industry Group: Philippines, 2018.....	189
Table 3.1	Number of Establishments and Compensation for Direct Labor and Indirect Labor by Type for Manufacturing Establishments by Region and Industry Group: Philippines, 2018.....	214
Table 3.2	Number of Establishments and Indirect Labor in General Administrative and Operating Expenses by Type for Manufacturing Establishments by Region and Industry Group: Philippines, 2018.....	239
Table 4	Number of Establishments and Revenue by Type for Manufacturing Establishments by Region and Industry Group: Philippines, 2018.....	265
Table 4.1	Number of Establishments and Sale of Products and By-Products by Mode of Sale for Manufacturing Establishments by Region and Industry Group: Philippines, 2018.....	367
Table 4.2	Number of Establishments and Revenue from Industrial Service Done for Others by Type for Manufacturing Establishments by Region and Industry Group: Philippines, 2018	398
Table 4.3	Number of Establishments and Income from Non-Industrial Service Done for Others by Type for Manufacturing Establishments by Region and Industry Group: Philippines, 2018	425
Table 4.4	Number of Establishments and Value of Output for Manufacturing Establishments by Region and Industry Group: Philippines, 2018	475

TABLE OF CONTENTS – *Continued*

LIST OF STATISTICAL TABLES

Table No	Table Title	Page
Table 5	Number of Establishments and Expense by Type for Manufacturing Establishments by Region and Industry Group: Philippines, 2018.....	527
Table 5.1	Number of Establishments and Cost of Products and By-Products Sold and Contract and Commission Work Done for Others by Type for Manufacturing Establishments by Region and Industry Group: Philippines, 2018.....	579
Table 5.2	Number of Establishments and Overhead Expense by Type for Manufacturing Establishments by Region and Industry Group: Philippines, 2018.....	620
Table 5.3	Number of Establishments and General Administrative and Other Operating Expenses by Type for Manufacturing Establishments by Region and Industry Group: Philippines, 2018.....	708
Table 5.4	Number of Establishments and Expenses for Industrial Service Done by Others by Type for Manufacturing Establishments by Region and Industry Group: Philippines, 2018.....	844
Table 5.5	Number of Establishments and Expenses for Non-Industrial Service Done by Others for Manufacturing Establishments by Region and Industry Group: Philippines, 2018.....	870
Table 5.6	Number of Establishments and Cost by Type for Manufacturing Establishments by Region and Industry Group: Philippines, 2018.....	948
Table 5.7	Number of Establishments and Intermediate Expense by Type for Manufacturing Establishments by Region and Industry Group: Philippines, 2018.....	1104
Table 6	Number of Establishments and Capital Expenditures by Type of Tangible Fixed Assets for Manufacturing Establishments by Region and Industry Group: Philippines, 2018.....	1156
Table 6.1	Number of Establishments and Capital Expenditures for Directly Imported Tangible Fixed Assets for Manufacturing Establishments by Region and Industry Group: Philippines, 2018.....	1206
Table 6.2	Number of Establishments and Capital Expenditures for Tangible Fixed Assets by Mode of Acquisition for Manufacturing Establishments by Region and Industry Group: Philippines, 2018	1256

TABLE OF CONTENTS – *Concluded*

LIST OF STATISTICAL TABLES

Table No	Table Title	Page
Table 7	Number of Establishments and Capital Expenditures for Intangible Assets by Type for Manufacturing Establishments by Region and Industry Group: Philippines, 2018.....	1302
Table 8	Number of Establishments and Gross Addition to Tangible Fixed Assets for Manufacturing Establishments by Region and Industry Group: Philippines, 2018.....	1346
Table 8.1	Number of Establishments and Sale of Tangible Fixed Assets for Manufacturing Establishments by Region and Industry Group: Philippines, 2018.....	1369
Table 8.2	Number of Establishments and Losses and Damages to Tangible Fixed Assets for Manufacturing Establishments by Region and Industry Group: Philippines, 2018.....	1419
Table 9	Number of Establishments and Book Value of Tangible Fixed Assets by Type for Manufacturing Establishments by Region and Industry Group: Philippines, 2018.....	1465
Table 10	Number of Establishments and Book Value of Intangible Assets by Type for Manufacturing Establishments by Region and Industry Group: Philippines, 2018.....	1535
Table 11	Number of Establishments and Value of Inventories for Manufacturing Establishments by Region and Industry Group: Philippines, 2018.....	1579
Table 12	Number of Establishments and Research and Development (R&D) Personnel by Sex, Expense and Intangible Assets for Manufacturing Establishments by Region and Industry Group: Philippines, 2018	1668
Table 13	Number of Establishments and Capacity Utilization for Manufacturing Establishments by Region and Industry Group: Philippines, 2018.....	1710
Appendix 1	CPBI Form 2	1757

EXPLANATORY TEXT

Introduction

The Census of Philippine Business and Industry (CPBI) is one of the three national censuses being conducted by the Philippine Statistics Authority (PSA) as per Republic Act No. 10625 (RA 10625). The CPBI is also a designated statistical activity as per Executive Order No. 352 (EO No. 352), series of 1996.

The 2018 CPBI was the 16th in the series of economic censuses in the country and preceded by those of 2012, 2006, 1999, 1994, 1988, 1983, 1978, 1975, 1972, 1967, 1961, 1948, 1939, 1918, and 1903.

In general, the CPBI aims to collect and generate information on the levels, structure, performance, and trends of economic activities of the formal sector in the entire country for the year 2018. It also serves as benchmark information for the overall revision and rebasing of the National Accounts to 2018.

Specifically, the 2018 CPBI aims:

1. To collect and generate information on employment, revenue, expense, capital expenditures, and total assets of the establishments by industry and by region;
2. To generate indicators such as value added, labor productivity, profitability, and other indicators which are necessary for the evaluation of the performance of industries at the national and regional levels;
3. To generate information on MSME (micro, small and medium establishments/enterprises) based on employment grouping;
4. To generate gender disaggregated statistics on employment;
5. To generate statistics on the research and development (R & D) employment and expenditures of establishments; and
6. To update basic information of establishments and enterprises for the improvement of the Statistical Business Register (SBR).

The 2018 CPBI was conducted from May to September 2019. The reference period of all information gathered is for the whole year of 2018, except for total employment which took a snapshot of the establishment's number of employees as of 15 November 2018.

Uses of CPBI Data

The data collected from the CPBI can be used by the government and the private sector to formulate policies and economic development plans.

Specifically, the CPBI results are used by the:

1. **Policy makers and national and local government units** in the formulation and monitoring of policies and plans based on the economy-wide and sub-national statistics; and, in formulating strategies and plans for the national and regional economic development;
2. **Business community** in evaluating business options, assessing opportunities for new investments, and estimating market shares for their products; and, in the formulation of government strategies to support the industry based on the industry-level statistics;
3. **Researchers/Academe** in studying the technology employed in the production process in terms of input-output relationships and productivity analysis by detailed economic activity, by employment size, by geographical characteristics for regional, national and international analysis, and ownership structure;
4. **Compilers of national accounts** in measuring the annual input/output and valued added generated by economic activities and in compiling supply and use tables by product and industry; and
5. **General public** who are interested in knowing and in evaluating conditions of the economy in order to make more informed decisions.

Legal Authority

The conduct of the 2018 CPBI is authorized by:

- ❖ **Republic Act No. 10625** also known as the **Philippine Statistical Act of 2013** dated September 12, 2013: An act reorganizing and strengthening the Philippine Statistical System (PSS) and its agencies and instrumentalities. It shall be the policy of the State to effect the necessary and proper changes in the organizational and functional structures of the PSS in order to rationalize and promote efficiency and effectiveness in the delivery of statistical services.

Section 6 of RA 10625 states that “the Philippine Statistics Authority (PSA) shall be primarily responsible for all national censuses and surveys, sectoral statistics, consolidation of administrative recording system, and compilation of national accounts.” Specifically, Section 6 (b) of this Act mandates the PSA “to prepare and conduct periodic censuses on population, housing, agriculture, fisheries, **business, industry**, and other sectors of the economy.”

Section 25 of RA 10625 declares that all respondents shall be liable to reply to the statistical inquiry or survey. The respondents under this Act are required to give truthful and complete answers to statistical inquiries or surveys of the PSA and other statistical offices of the PSS.

Section 27 of RA 10625 states that:

“...Respondents of primary data collection activities such as censuses and sample surveys are obliged to give truthful and complete answers to statistical inquiries. The gathering, consolidation and analysis of such data shall likewise be done in the most truthful and credible manner. Any violation of this Act shall result in the imposition of the penalty of one (1) year imprisonment and a fine of One hundred thousand pesos (P100,000.00). In cases where the respondent fails to give truthful and complete answers to such statistical inquiries is a corporation, the above

penalty shall be imposed against the responsible officer, director, manager and/or agent of said corporation. In addition, such erring corporation, enterprise or business concerned, shall be imposed a fine ranging from One hundred thousand pesos (P100,000.00) to Five hundred thousand pesos (P500,000.00)..."

- ❖ **Executive Order No. 352** dated July 1, 1996: **Designation of Statistical Activities that will generate critical data for decision-making by the Government and the Private Sector**

EO 352 ordered the approval of the designated activities and statistics that have been designated by the National Statistical Coordination Board (NSCB) for adoption by the government. Among others, the CPBI is a designated statistical activity and the results generated from the census are designated statistics.

Confidentiality of Information

- ❖ **Republic Act No. 10625 (Philippine Statistical Act of 2013), Section 26** states that:

"...all data furnished by a respondent to statistical inquiries, surveys and censuses of the PSA shall be considered privileged communication and as such shall be inadmissible as evidence in any proceeding. The PSA may release aggregated information from statistical inquiries, surveys and censuses in the form of summaries or statistical tables in which no reference to an individual, corporation, association, partnership, institution or business enterprise shall appear."

Further, **Section 27 of RA 10625** states that:

"...Any person, including parties within the PSA Board and the PSA, who breach the confidentiality of information, whether by carelessness, improper behavior, behavior with malicious intent, and use of confidential information for profit, are considered guilty of an offense and shall be liable to fines as prescribed by the PSA Board which shall not be less than Five thousand pesos (P5,000.00) nor more than Ten thousand pesos (P10,000.00) and/or imprisonment of three (3) months but not to exceed one (1) year, subject to the degree of breach of information..."

- ❖ **Republic Act 6713** (Code of Conduct and Ethical Standards for Public Officials and Employees) dated February 20, 1989, Section 7 states that:

"...(c) Disclosure and/or misuse of confidential information. Public officials and employees shall not use or divulge confidential or classified information officially known to them by reason of their office and not made available to the public, either: (1) to further their private interest, or give undue advantage of anyone, or (2) to prejudice the public interest."

Unit of Enumeration

The unit of enumeration for the 2018 CPBI is the **establishment**.

An **establishment** is defined as an economic unit, which engages in one or predominantly one kind of economic activity, under a single ownership or control, i.e. under a single legal entity and at a single fixed physical location. Thus, stores, shops, factories, mining companies, electric plants, transport companies, radio stations, hotels, restaurants, banks, insurance companies, real estate development companies and the like are considered establishments.

However, there are some difficulties in applying the ideal definition so the establishment is defined in operational terms to take into account the organization and record-keeping practices of certain industries by making the single physical location and activity criteria more flexible. This is an inherent characteristic of the industries, namely: construction, transportation and storage, telecommunications, real estate, security and investigation activities, travel agency and tour operator activities, and reservation service and related activities. For these industries, it is then necessary to use the **kind-of-activity unit (KAU)**.

*The **KAU** is “the unit that is engaged in the production of the most homogeneous group of goods and services, usually at one location, but sometimes over a wider area, for which separate records are available that can provide data concerning the production of these goods and services and the materials, labor and physical resources used in this production.”*

A **KAU** differs from the establishment in that there is no restriction with respect to the geographical areas in which a given kind of activity is carried on by a single legal entity.

Given the above concepts, the following are not considered as establishment:

- ✕ Ambulant peddlers, hawkers and movable stalls either along a public road or in a marketplace, as they do not have a fixed business location;
- ✕ Open stalls in shopping centers, malls and markets as they do not have permanency of business location; and
- ✕ Individual professionals and technical workers or craftsmen who do not maintain fixed offices or shops.

Taxonomy of Establishments

1. Economic Organization

The Economic Organization (**EO**) relates to the organizational structure or role of the establishment in the organization. The following are the types of EO:

- a. **Single establishment** (EO=1) is an establishment which has neither branch nor main office. It may have ancillary unit/s, other than main office, located elsewhere.
- b. **Branch only** (EO=2) is an establishment which has a separate main office located elsewhere.
- c. **Establishment and main office** (EO=3) is one where the establishment is located in the same address as the main office and with branch/es elsewhere.

- d. **Main office** (EO=4) is a unit which controls, supervises and directs one or more establishments of an enterprise.
- e. **Ancillary unit other than Main Office** (EO=5) is a unit that operates primarily or exclusively for a related establishment, or group of related establishments, or its parent establishment and provides services that support those establishments.

Examples of ancillary units are warehouses of manufacturing or wholesale and retail trade establishments, garages and repair shops of transport establishments, research laboratories of pharmaceutical companies, and administrative offices which primarily serve their parent units in the Philippines.

2. Legal Organization

The Legal Organization (**LO**) refers to the legal form of the economic entity that owns the establishment. This provides the legal basis for ownership. The following are the types of LO:

- a. **Single Proprietorship** (LO=1) refers to a business establishment organized, owned, and managed by one person, who alone assumes the risk of the business enterprise. A sole proprietorship must apply for a business name and be registered with the Department of Trade and Industry (DTI).
- b. **Partnership** (LO=2) refers to an association of two or more individuals for the conduct of a business enterprise based upon an agreement or contract between or among them to contribute money, property, or industry into a common fund with the intention of dividing profits among themselves.

Corporation refers to an artificial being created by operation of law, having the right of succession, and the powers, attributes and properties expressly authorized by law or incident to its existence. As an artificial being, a corporation has a juridical personality separate and distinct from that of each shareholder or member. It exists only in contemplation of law.

For consistency with other PSA establishment-based surveys, a private corporation will be classified into Government-Owned or Controlled Corporation, Stock Corporation, and Non-stock, Non-Profit Corporation.

- c. **Government Corporation** (LO=3) also called *Government-Owned or Controlled Corporation (GOCC)* refers to a corporation organized for private aim, benefit, or purpose with the government as the majority stockholder, regardless of whether they are stock or non-stock corporations.
- d. **Stock Corporation** (LO=4) refers to an ordinary business corporation organized by private persons, created and operated for the purpose of making

a profit which may be distributed in the form of dividends to stockholders on the basis of their invested capital.

A stock corporation may be a domestic or foreign stock corporation. Domestic Stock Corporation is formed, organized, or existing under the Philippine laws. On the other hand, Foreign Stock Corporation is formed, organized, or existing under any laws other than those of the Philippines and whose laws allow Filipino citizens and corporations to do business in its own country or state.

- e. **Non-Stock, Non-Profit Corporation** (LO=5) refers to a business corporation which does not issue stock to its members and is created not to profit but for the public good and welfare. Of this character are most of the religious, social, charitable, educational, literary, scientific, civic, and political organizations and societies.
- f. **Cooperative** (LO=6) refers to an organization composed primarily of small producers and/or consumers who voluntarily join together to form a business enterprise which they themselves own, control, and patronize. Establishments under this category should be registered to the Cooperative Development Authority (CDA).
- g. **Others** (LO=7) refers to an organization not classified in any of the above classifications. It includes private associations, foundations, Non-Governmental Organizations, or other forms of legal organizations.

3. Industrial Classification

The industrial classification of the unit of enumeration is determined by the activity from which it derives its major income or revenue. The 2009 **Philippine Standard Industrial Classification (PSIC)** was utilized to classify economic units according to their economic activities. It was approved for adoption by government agencies and instrumentalities on February 10, 2010 through the former NSCB Resolution No. 2, series of 2010 which was ratified by PSA Board Resolution No. 01 Series of 2017-158 signed on 14 February 2017.

The 2009 PSIC is a detailed classification of industries prevailing in the country according to the kind of productive activities undertaken by the establishments. It is aligned with the **International Standard Industrial Classification of all Economic Activities (ISIC)** Revision 4, and officially released by the United Nations Statistics Division on August 11, 2008 for adoption by countries in their revised national classifications by 2010.

The structure and coding system of the 2009 PSIC consists of an alpha character and 5 numeric digits. The alpha character represents the **section** (also known as sector), the first two digits represent the **division**; the first three digits, the **group**; the first four digits, the **class**; and all 5 digits, the **sub-class**. Table 1 shows the levels of disaggregation of the 2009 PSIC by section.

Table 1. Levels of Disaggregation of the 2009 PSIC by Section

Section	Division	Group	Class	Sub-Class
Total	88	246	521	1,285
Agriculture, Forestry, and Fishing (A)	3	12	53	157
Mining and Quarrying (B)	5	10	15	32
Manufacturing (C)	24	73	201	476
Electricity, Gas, Steam, and Air Conditioning Supply (D)	1	3	3	3
Water Supply; Sewerage, Waste Management and Remediation Activities (E)	4	6	8	8
Construction (F)	3	8	10	15
Wholesale and Retail Trade; Repair of Motor Vehicles and Motorcycles (G)	3	20	45	189
Transportation and Storage (H)	5	12	21	56
Accommodation and Food Service Activities (I)	2	5	6	20
Information and Communication (J)	6	13	25	39
Financial and Insurance Activities (K)	3	10	21	45
Real Estate Activities (L)	1	2	5	6
Professional, Scientific and Technical Activities (M)	7	16	16	38
Administrative and Support Service Activities (N)	6	19	28	74
Public Administration and Defense; Compulsory Social Security (O)	1	3	7	12
Education (P)	1	6	13	24
Human Health and Social Work Activities (Q)	3	9	11	32
Arts, Entertainment, and Recreation (R)	4	5	10	18

Section	Division	Group	Class	Sub-Class
Other Service Activities (S)	3	10	18	34
Activities of Households as Employers; Undifferentiated Goods – and Services-Producing Activities of Private Households for Own Use (T)	2	3	3	3
Activities of Extraterritorial Organizations and Bodies (U)	1	1	2	4

4. Size of Establishment

The size of an establishment is determined by its total employment (TE). TE refers to the total number of persons who work in or for the establishment. This includes paid employees, working owners, unpaid workers, and all employees who work full-time or part-time including seasonal workers. Also included are persons on short-term leave such as those on sick, vacation or annual leaves and on strike.

Excluded are workers of establishments who work under a subcontracting arrangement. Workers on a sub-contract agreement or under manpower agencies were included in the report of the sub-contractors or the manpower agencies as part of their total employment.

The following are the size codes with corresponding total employment used in establishment-based censuses and surveys:

SZ Code	Total Employment	SZ Code	Total Employment
0	1 – 4	5	100 – 199
1	5 – 9	6	200 – 499
2	10 – 19	7	500 – 999
3	20 – 49	8	1000 – 1999
4	50 – 99	9	2000 and over

5. Geographic Classification

Establishments are also classified by geographic area using the Philippine Standard Geographic Code (PSGC) classification. The PSGC contains the latest updates on the official number of regions, provinces, cities, municipalities, and barangays in the Philippines. The geographic code used in the 2018 CPBI is in accordance with PSGC as of 31 December 2018.

Based on the latest PSGC, the Philippines has 17 regions, 81 provinces, 145 cities, 1,489 municipalities, and 42,045 barangays.

Scope and Coverage

Only the business operations of establishments confined in the formal sector of the economy were covered in the 2018 CPBI.

The formal sector is comprised of the following:

1. Corporations and partnerships;
2. Cooperatives and foundations;
3. Single proprietorship with employment of 10 and over; and
4. Single proprietorship with branches.

Operationally, the formal sector includes:

1. All establishments with total employment of 10 or more; and
2. All establishments with total employment of less than 10, except those establishments that are under single proprietorship (LO=1) and are single establishments (EO=1) or those which has neither a branch nor a main office. It may have ancillary unit/s other than main office located elsewhere.

Thus, a single establishment (EO=1) with less than 10 employees, but owned or organized either as a partnership, corporation, cooperative or foundation is considered as part of the formal sector and thus is covered in the 2018 CPBI.

Likewise, an establishment owned by a single proprietor with less than 10 employees but with branch/es elsewhere and/or a main office elsewhere is also considered as part of the formal sector.

Specifically, the 2018 CPBI covered formal sector establishments which are engaged in the following economic activities, and with the corresponding types of economic organization (EO) as shown in the following table:

Table 2. Type of Formal Sector Establishments Included in the Scope and Coverage of the 2018 CPBI

2009 PSIC SECTION		SCOPE	COVERAGE
A	Agriculture, Forestry and Fishing	All economic activities	EO = 1, 2, and 3
B	Mining and Quarrying	All economic activities	EO = 1, 2, and 3
C	Manufacturing	All economic activities	EO = 1, 2, and 3
D	Electricity, Gas, Steam, and Air Conditioning Supply	All economic activities	EO=1, 2, and 3
E	Water Supply; Sewerage, Waste Management and Remediation Activities	All economic activities	EO = 1, 2, and 3
F	Construction	All economic activities	EO = 1, 3, and 4
G	Wholesale and Retail Trade; Repair of Motor Vehicles and Motorcycles	All economic activities, except retail sale via stalls and markets (G478)	EO = 1, 2, and 3
H	Transportation and Storage	All economic activities,	EO = 1, 3, and 4
I	Accommodation and Food Service Activities	All economic activities	EO = 1, 2, and 3
J	Information and Communication	All economic activities	EO = 1, 3, and 4 for the following industries: Wired telecommunications activities (J611) Wireless telecommunications activities (J612)

2009 PSIC SECTION		SCOPE	COVERAGE
			<p>Satellite telecommunications activities (J613)</p> <p>Telephone access in facilities open to the public service activities (J61901)</p> <p>Other telecommunications service activities, n.e.c. (J61909)</p> <p>EO = 1, 2, and 3 for the rest of the section</p>
K	Financial and Insurance Activities	All economic activities	EO = 1, 2, and 3
L	Real Estate Activities	All economic activities	EO = 1, 3, and 4
M	Professional, Scientific and Technical Activities	All economic activities,	EO = 1, 2, and 3
N	Administrative and Support Service Activities	All economic activities	<p>EO = 1, 3, and 4 for the following industries:</p> <p>Travel agency and tour operator activities (N791)</p> <p>Other reservation service and related activities (N799)</p> <p>Security and investigation activities (N80)</p> <p>General cleaning of buildings (N81210)</p> <p>EO = 1, 2, and 3 for the rest of the section</p>

2009 PSIC SECTION		SCOPE	COVERAGE
P	Education	All economic activities, except public education services	EO = 1, 2, and 3
Q	Human Health and Social Work Activities	All economic activities, except public medical, dental and other health services, and doctor's offices/clinics in hospitals	EO = 1, 2, and 3
R	Arts, Entertainment, and Recreation	All economic activities	EO = 1, 2, and 3
S	Other Service Activities	All economic activities, except activities of membership organizations (S94)	EO = 1, 2, and 3

The following sections of the 2009 PSIC are excluded from the scope of this census and all other establishment-based surveys of PSA:

2009 PSIC Section Which Are Out-of-Scope	
O	Public Administration and Defense; Compulsory Social Security
T	Activities of Households as Employers; Undifferentiated Goods and Services Producing Activities of Households for Own Use
U	Activities of Extra-territorial Organization and Bodies

In general, the results of the establishment-based surveys are inputs for the Non-Financial Corporations and Financial Corporations production account of the Philippine System of National Accounts (PSNA). Based on the PSNA concepts, Section O is part of the General Government resources; Section T is part of the Household resources; and, Section U is part of the Rest of the World resources.

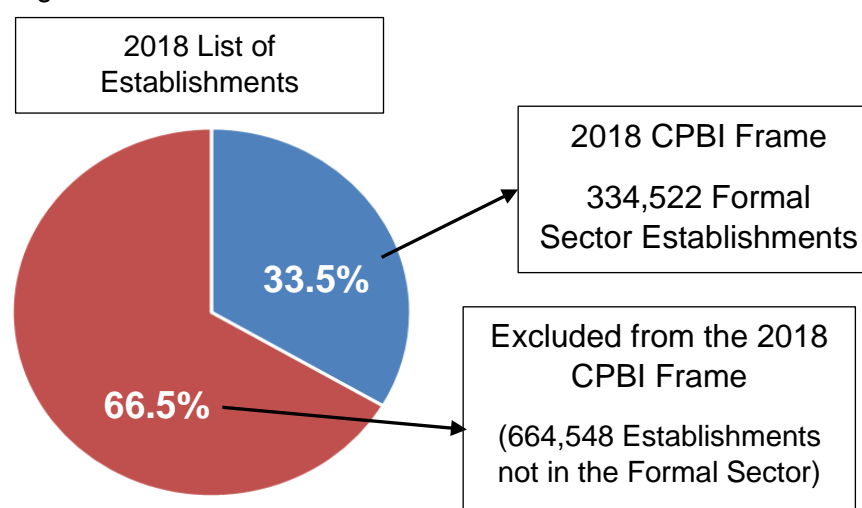
Sampling Frame

The sampling frame for the 2018 CPBI was extracted from the 2018 List of Establishments (LE) as of 01 February 2019.

The 2018 LE is a result of the Updating of the List of Establishments (ULE) which involved a door-to-door canvassing, and inquiry on the basic characteristics of establishments using the Computer-Aided Personal Interview (CAPI) mode of data collection. The 2018 LE operation was conducted by PSA from May to October 2018 primarily to update the sampling frame for the 2018 CPBI.

From a total of 999,070 establishments operating in the country as listed in the 2018 LE as of 1 February 2019, 334,522 (33.5%) comprised the 2018 CPBI frame which includes only those classified as part of the formal sector.

Figure 1. Percent Share of the 2018 CPBI Frame in the LE



Sampling Method

The 2018 CPBI used stratified systematic sampling design with 5-digit PSIC serving as industry strata and total employment as the second stratification variable.

The stratified systematic sampling is a process of which the frame population is divided into several homogeneous groups, called strata. Independent samples are systematically drawn in each stratum based on the computed sampling interval and a random start. This method ensures that all important subgroups of the population are represented in the sample and to further improve the precision of “overall” survey estimates.

*A **certainty stratum** is defined as the stratum whose sampling ratio is 100 percent. In this stratum, all establishments are taken as certainty samples, i.e. the selection probability is 1 and the sampling weight is 1.*

*On the other hand, a **non-certainty stratum** is the stratum where only sample establishments are taken.*

Sampling Units

The sampling unit of the 2018 CPBI is the establishment and, for some sections/industries, the kind-of-activity unit (KAU). For those sections/industries, not considered as with KAUs, the

sampling units are establishments with EO = 1, 2 or 3. On the other hand, for sections/industries with KAU, the sampling units are those establishments with EO = 1, 3 or 4. Table 3 shows the sections/industries with KAUs.

Table 3. List of Sections/Industries with Kind-of-Activity Units (KAUs)

2009 PSIC	Industry Description
F	Construction
H	Transportation and Storage
J	Telecommunications Activities <ol style="list-style-type: none"> 1. Wired telecommunications activities (J611) 2. Wireless telecommunications activities (J612) 3. Satellite telecommunications activities (J613) 4. Telephone access in facilities open to the public service activities (J61901) 5. Other telecommunications service activities, n.e.c. (J61909)
L	Real Estate Activities
N	Administrative and Support Service Activities <ol style="list-style-type: none"> 1. Travel agency and tour operator activities (N791) 2. Other reservation service and related activities (N799) 3. Security and investigation activities (N80) 4. General cleaning of buildings (N81210)

For GOCCs (LO= 3), the sampling units are establishments with EO = 1, 3, and 4, except for those engaged in industries under Sections G and R in which the sampling units are establishments with EO = 1, 2, and 3. The consideration of the type of EOs for the GOCCs is based on the availability of data in the identified sampling units which maintain the records and to ensure completeness of coverage for those with centralized record-keeping.

Sampling Domains

Industry Domain

The industry domain (referred as **industry stratum**) for the 2018 CPBI are the 5-digit level (sub-class) of the 2009 PSIC. For all sections, the industry strata are the same for both establishments with TE of 20 and over, and with TE of less than 20.

Table 4 presents the number of industry strata by 2009 PSIC sections.

Table 4. 2018 CPBI Number of Industry Strata by Section

Section	Number of Industry Strata	Section	Number of Industry Strata	Section	Number of Industry Strata
Total	1,058				
A	86	G	175	M	33
B	22	H	50	N	67
C	420	I	20	P	13
D	2	J	39	Q	20
E	8	K	43	R	15
F	15	L	6	S	24

Employment Stratum

Within the industry domains for each section, the establishments were further stratified by total employment (TE). The TE sizes were either combined or taken as a group to comprise an **employment stratum**. The basic considerations for grouping were the concentration of establishments in each TE sizes and occurrence of stratum jumpers between TE sizes. The number of employment strata formed was five.

Table 5. 2018 CPBI Employment Strata

Employment Strata	SZ Code	Total Employment
1	0 and 1	1 – 9
2	2	10 – 19
3	3	20 – 49
4	4	50 – 99
5	5 to 9	100 and over

The employment strata were also maintained to make it possible to generate MSME statistics based on employment groupings as shown below.

Micro	TE 1 – 9	SZ 0 and 1
Small	TE 10 - 99	SZ 2, 3, and 4
Medium	TE 100- 199	SZ 5
Large	TE 200 and Over	SZ 6, 7, 8, and 9

Geographic Domain

For establishments with TE of 20 and over, the 17 administrative regions serve as the geographic domains; while for establishments with TE of less than 20, the whole country serves as the geographic domain. Table 6 shows the geographic domains for establishments with TE of 20 and over, including the provinces, cities/municipalities that comprise them.

Table 6. 2018 CPBI Geographic Domains for Establishments with TE of 20 or more

DOMAIN/REGION	PROVINCE/CITY/MUNICIPALITY OF COVERAGE
National Capital Region (NCR)	City of Manila, Mandaluyong City, San Juan City, Quezon City, Marikina City, Pasig City, Makati City, Pateros, Taguig City, Caloocan City, Malabon City, Navotas City, Valenzuela City, Parañaque City, Las Piñas City, Muntinlupa City, Pasay City
Cordillera Administrative Region (CAR)	Abra, Apayao, Benguet, Ifugao, Kalinga, Mountain Province
Region I – Ilocos Region	Ilocos Norte, Ilocos Sur, La Union, Pangasinan
Region II – Cagayan Valley	Batanes, Cagayan, Isabela, Nueva Vizcaya, Quirino
Region III – Central Luzon	Aurora, Bataan, Bulacan, Nueva Ecija, Pampanga, Tarlac, Zambales
Region 4A – CALABARZON	Batangas, Cavite, Laguna, Quezon, Rizal
MIMAROPA Region	Marinduque, Occidental Mindoro, Oriental Mindoro, Palawan, Romblon
Region V – Bicol Region	Albay, Camarines Norte, Camarines Sur, Catanduanes, Masbate, Sorsogon
Region VI – Western Visayas	Aklan, Antique, Capiz, Guimaras, Iloilo, Negros Occidental
Region VII – Central Visayas	Bohol, Cebu, Siquijor, Negros Oriental
Region VIII – Eastern Visayas	Biliran, Eastern Samar, Leyte, Northern Samar, Samar (Western), Southern Leyte

DOMAIN/REGION	PROVINCE/CITY/MUNICIPALITY OF COVERAGE
Region IX – Zamboanga Peninsula	Zamboanga del Norte, Zamboanga del Sur, Zamboanga Sibugay, Isabela City
Region X – Northern Mindanao	Bukidnon, Camiguin, Lanao del Norte, Misamis Occidental, Misamis Oriental
Region XI – Davao Region	Compostela Valley, Davao del Norte, Davao del Sur, Davao Oriental, Davao Occidental
Region XII – SOCCSKSARGEN	Cotabato (North), Sarangani, South Cotabato, Sultan Kudarat, Cotabato City
Caraga	Agusan del Sur, Agusan del Norte, Dinagat Island, Surigao del Norte, Surigao del Sur
Autonomous Region in Muslim Mindanao (ARMM)	Basilan (excluding Isabela City), Lanao del Sur, Maguindanao (excluding Cotabato City), Sulu, Tawi-Tawi

Sample Size and Allocation

The primary consideration in the determination of sample size for the survey was its manageability at the optimum level of estimated budget without compromising the reliability and accuracy of survey results and the timeliness of retrieval of accomplished questionnaires from respondents.

All establishments with TE of 20 or more were taken on a 100 percent basis and comprised the certainty strata, while establishments with TE of less than 20 were taken on sampling basis and comprised the non-certainty strata of TE of 1 to 9, and TE of 10 to 19.

This means that all formal sector establishments with 20 or more employees were all included as sample establishments.

Furthermore, there are some industries which were taken on a 100% basis or take-all. These are industries with relatively small number of establishments, emerging industries and those with special need for data monitoring. Likewise, all establishments engaged in industries under Section B (Mining and Quarrying) and Section D (Electricity, Gas, Steam and Air Conditioning Supply) were also taken as samples.

For each region, the formal sector establishments with less than 20 employees were grouped according to the same 5-digit industry code and within the same TE size group, which are TE of 1 to 9, and TE of 10 to 19. For each group, called stratum, sample establishments were selected to represent the other establishments belonging to the same stratum.

Table 7. List of Certainty Industries

2009 PSIC	Industry Description
B05100	Mining of hard coal
B05200	Mining of lignite
B06100	Extraction of crude petroleum
B06200	Extraction of natural gas
B07100	Mining of iron ores
B07210	Mining of uranium and thorium ores
B07221	Gold ore mining
B07222	Silver ore mining
B07291	Copper ore mining
B07292	Chromite ore mining
B07293	Manganese ore mining
B07294	Nickel ore mining
B07299	Mining of other non-ferrous metal ores, n.e.c.
B08101	Marble quarrying
B08102	Limestone quarrying
B08103	Stone quarrying, except limestone and marble
B08104	Clay quarrying
B08105	Sand and gravel quarrying
B08106	Silica sand and silica stone quarrying
B08109	Stone quarrying, clay and sand pits, n.e.c.
B08911	Baryte mining
B08912	Guano gathering
B08913	Pyrite mining
B08914	Rock phosphate mining

2009 PSIC	Industry Description
B08915	Sulphur mining
B08919	Other chemical and fertilizer mineral mining
B08920	Extraction of peat
B08930	Extraction of salt
B08990	Other mining and quarrying, n.e.c.
B09101	Oil and gas extraction activities on a fee or contract basis
B09102	Oil and gas extraction activities not performed on a fee or contract basis
B09900	Support activities for other mining and quarrying
C19200	Manufacture of refined petroleum products
C19900	Manufacture of other fuel products
C23940	Manufacture of cement
C26110	Manufacture of electronic valves and tubes
C26120	Manufacture of semi-conductor devices and other electronic components
C26200	Manufacture of computers and peripheral equipment and accessories
C26300	Manufacture of communication equipment
C26400	Manufacture of consumer electronics
C26800	Manufacture of magnetic and optical media
D35100	Electric power generation, transmission and distribution
D35200	Manufacture of gas; distribution of gaseous fuels through mains
D35300	Steam, air conditioning supply and production of ice
G46522	Wholesale of semi-conductor devices
G46523	Wholesale of micro-chips and integrated circuits
G46524	Wholesale of printed circuits
G46525	Wholesale of radio and television including parts and accessories

2009 PSIC	Industry Description
G46527	Wholesale of blank audio and video tapes and diskettes, magnetic and optical disks (cds, dvds)
J58110	Book publishing
J58120	Publishing of directories and mailing lists
J58130	Publishing of newspapers, journals and periodicals
J58190	Other publishing activities
J58200	Software publishing
J59110	Motion picture, video and television programme activities
J59120	Motion picture, video and television programme post-production activities
J59130	Motion picture, video and television programme distribution activities
J59140	Motion picture projection activities
J59201	Sound recording activities
J59202	Publishing of music
J60102	Radio program production
J60103	Radio broadcasting activities over the internet (internet radio stations)
J60201	Television broadcasting and relay stations and studios including closed circuit television services
J60202	Television program production
J60203	Television broadcasting activities over the internet (internet television stations)
J61101	Wired (landline) services
J61102	Wired internet access service activities (e.g. dsl, leased line, dial-up)
J61103	Telegraph, facsimile/telefax, and telex services
J61109	Other wired telecommunications activities, including pay telephone
J61201	Wireless landline services
J61202	Mobile telecommunications services

2009 PSIC	Industry Description
J61203	Wireless internet access services (e.g. internet service provider, broadband)
J61209	Other wireless telecommunication services, n.e.c.
J61901	Telephone access in facilities open to the public service activities
J61909	Other telecommunications service activities, n.e.c.
J62020	Computer consultancy and computer facilities management activities
J63111	Data processing
J63112	Website hosting services
J63113	Application hosting services
J63120	Web portals
J63910	News agency activities
J63990	Other information service activities, n.e.c.
N78103	On-line employment placement agencies
N82211	Customer relationship management activities
N82219	Other call centers activities (voice), n.e.c.
N82221	Finance and accounting activities
N82222	Human resources and training activities
N82223	Administrative support activities
N82224	Document processes activities
N82225	Payroll maintenance and other transaction processing activities
N82226	Medical transcription activities
N82227	Legal services activities
N82228	Supply chain management activities
N82229	Other non-voice related activities, n.e.c.
N82291	Engineering outsourcing activities

2009 PSIC	Industry Description
N82292	Product development activities
N82293	Publishing outsourcing activities
N82294	Research and analysis activities
N82295	Intellectual property research and documentation activities
N82296	Security outsourcing activities
N82299	Other back office operations activities, n.e.c

Response Rate

The 2018 CPBI was conducted using a sample size of 60,683 establishments out of the total sampling frame units of 334,522 establishments which were engaged in economic activities classified under the 18 industry sections.

Completed questionnaires/reports from 53,527 responding establishments or 88.2 percent of the total 60,683 samples were the sources of data used in the estimation for the 2018 CPBI major data items. (Table 8)

Table 8. 2018 CPBI Number of Samples and Response Rate by Industry Section

Section	Sample	Responding	Response Rate (%)
Total	60,683	53,527	88.2
A	1,793	1,620	90.4
B	311	255	82.0
C	9,224	7,910	85.8
D	376	363	96.5
E	562	535	95.2
F	1,638	1,433	87.5
G	15,006	13,413	89.4
H	1,695	1,524	89.9
I	8,448	7,644	90.5
J	2,002	1,628	81.3
K	3,621	3,237	89.4
L	1,089	946	86.9
M	1,783	1,461	81.9
N	3,953	3,184	80.5
P	5,299	4,898	92.4
Q	1,869	1,715	91.8
R	885	784	88.6
S	1,129	977	86.5

The non-responding establishments include:

- those which did not submit their accomplished questionnaires;
- those who submitted their questionnaires but there are no entries in all major data items; or
- those who submitted the questionnaires but with remarks as closed, stopped operation, or temporarily stopped operation prior or during the reference year.

Estimation Procedures

The estimate of the total of a characteristic (\hat{X}_s) for the non-certainty employment stratum TE 1 to 9 or TE 10 to 19 in the s^{th} industry domain is

$$\hat{X}_s = \sum_{j=1}^{n_s} W_{sj} x_{sj}$$

where:

s - denotes the non-certainty employment strata in TE of less than 20

x_{sj} = value of the j^{th} establishment in the non-certainty employment stratum TE 1-9 or TE 10-19 in the s^{th} industry domain

$j = 1, 2, 3, \dots, n_s$ establishments

W_{sj} = weight of the j^{th} establishment in the non-certainty employment stratum TE 1-9 or TE 10-19 in the s^{th} industry domain

Sampling weight is computed as:

$$W_{sj} = \frac{N_s}{n_s}$$

where N_s = total number of establishments in the s_{th} industry

n_s = total number of sample establishments in the s_{th} industry

W_{sj} = weight of the j_{th} establishments in the s_{th} industry

Thus, if $n_s = N_s$ (Take all) , then $W_{sj} = 1$ (weights for certainty stratum)

Weight Adjustments

To account for non-response, the adjustment factor (n_s/n'_s) was multiplied to the sampling weight to compute for the adjusted weights W'_{sj} :

$$W'_{sj} = \frac{N_s}{n_s} \frac{n_s}{n'_s} = \frac{N_s}{n'_s}$$

where n'_s = number of responding establishments in the s_{th} industry

W'_{sj} = adjusted weight to account for non-response in the s_{th} industry

To account for stratum jumpers, sampling weights were further adjusted to conform with the reclassified industry class and employment structure after data collection.

Sampling weight was recomputed based on post-stratification after data collection:

$$PW_{sj} = \frac{PN_s}{pn_s}$$

where PN_s = post-stratification total number of establishments in the s_{th} industry

pn_s = post-stratification total number of sample establishments in the s_{th} industry

PW_{sj} = post-stratification weight of the j_{th} establishments in the s_{th} industry

To account for unit non-response after post-stratification, the adjustment factor (pn_s/pn'_s) is multiplied to the sampling weight to compute for the adjusted weights PW'_{sj} :

$$PW'_{sj} = \frac{PN_s}{pn_s} \frac{pn_s}{pn'_s} = \frac{PN_s}{pn'_s}$$

where pn'_s = number of responding establishments in the s_{th} industry

PW'_{sj} = adjusted weight to account for non-response in the s_{th} industry

The estimate of the total characteristic in the s_{th} industry is:

$$\hat{X}_s = \sum_{j=1}^{pn'_s} PW'_{sj} x_{sj}$$

where pn'_s = number of responding establishments in the s_{th} industry

x_{sj} = value of the j_{th} establishments in s_{th} industry

j = 1,2,3,..... pn'_s responding establishments

PW'_{sj} = adjusted weight of the j_{th} establishment in s_{th} industry

The Questionnaires

There were seven types of questionnaires used in the 2018 CPBI to capture the data from the establishments.

The clearance number as shown in Table 9 and expiry date (31 March 2020) are located on the upper righthand corner of the cover page of each questionnaire.

Table 9. List of Questionnaires for the 2018 CPBI

Form Type	Form Title	Spot Color	Clearance Number	2009 PSIC Section
CPBI Form 1	Agriculture, Forestry and Fishing	green	PSA-1907-01	A
CPBI Form 2	Mining and Quarrying; Manufacturing	yellow	PSA-1907-02	B, C
CPBI Form 3	Electricity, Gas, Steam and Air-conditioning Supply; and Water Supply; Sewerage, Waste Management and Remediation Activities	turquoise	PSA-1907-03	D, E
CPBI Form 4	Construction	orange	PSA-1907-04	F
CPBI Form 5	Wholesale and Retail Trade; Repair of Motor Vehicles and Motorcycles	red	PSA-1907-05	G
CPBI Form 6	Financial and Insurance Activities	silver gray	PSA-1907-06	K
CPBI Form 7	Business and Services	blue	PSA-1907-07	H, I, J, L, M, N, P, Q, R, S

An online questionnaire was also made available at the PSA website:
<https://cpbi.psa.gov.ph>.

The Data Items

The main data items in the 2018 CPBI questionnaires are listed in Table 10.

Table 10. List of Data Items in the 2018 CPBI Questionnaires

ITEM NO.	DESCRIPTION
(Cover Page)	Name and Address of the Establishment and Its Reporting Unit, if any
	Control Panel for Establishment Characteristics <i>(For PSA Use Only)</i>

ITEM NO.	DESCRIPTION
1	Business and Registered Name, Business Tax Identification Number (TIN) and Address, Company Website and Social Media Account
2	Economic Activity or Business in 2018
3	Year Started Operation
4	Legal Organization in 2018
5	Economic Organization in 2018
6	Capital Participation as of 31 December 2018
7	Employment as of 15 November 2018
8	Workers on Sub-Contract Agreement or Under Manpower Agencies/Contractors as of 15 November 2018
9	R&D Personnel as of 15 November 2018
10	Number of Production/Construction Workers as of 15 November 2018 (For CPBI Forms 2, 3 and 4)
11	Total Hours Worked by Production/Construction Workers in 2018 (For CPBI Forms 2, 3 and 4)
12	Revenue in 2018
13	Subsidies Received from the Government in 2018
14	Expense in 2018
15	Sales from E-commerce Transactions in 2018
16	Capital Expenditures, Sale and Book Value of Tangible Fixed Assets, including Losses and Damages in 2018
17	Capital Expenditures for All Tangible Fixed Assets by Mode of Acquisition in 2018
18	Capital Expenditures and Book Value for Intangible Assets in 2018
19	Total Assets as of 31 December 2018
20	Average Capacity Utilization Rate of the Establishment in 2018 (For CPBI Form 2 and 3)
21	Inventories in 2018
22	Branches, Divisions and Plants Owned and Controlled (for Main Office)

Limitations of Data

The results of the 2018 CPBI are estimates representing the frame population covering establishments included in the formal sector category as listed in the PSA's 2018 List of Establishments.

Section 4 of Commonwealth Act No. 591 requires that the data of individual business firms be kept confidential. To avoid disclosure of information of individual establishment, statistical tables do not provide information for any industry group or sub-class wherein the number of establishments is less than three. Figures relating to such industries were either suppressed or combined with those of other related industries in accordance with the guidelines on statistical disclosure control of data for establishments' survey.

Concepts and Definitions

Business/Trade name refers to the name used to identify a commercial product or service, under which a business firm operates. It distinguishes one establishment's/enterprise's products and services from those of its competitors and helps to establish its identity in the marketplace. A business/trade name can be different from the legal name the business has been registered as, for corporate status. This could be the name registered with the DTI, SEC or the name used in securing business permit.

Registered name refers to the name of the establishments/enterprise as registered with the Securities and Exchange Commission (SEC), Department of Trade and Industry (DTI) and Cooperative Development Authority (CDA). Registered name is the one used for taxation purposes and legal matters. Registered name usually links establishments within the same enterprise.

Address refers to the actual physical location of the establishment/enterprise. It should contain the number and street name, building name, floor and room number, barangay, city/municipality and the province.

A **website** is a collection of related web pages containing images, videos or other digital assets. A website is hosted on at least one web server, accessible via a network such as the internet or a private local area network through an Internet address known as a Uniform Resource Locator. All publicly accessible websites collectively constitute the World Wide Web. Web pages are accessed and transported with the Hypertext Transfer Protocol (HTTP), which may optionally employ encryption (HTTP Secure, HTTPS) to provide security and privacy for the user of the web page content. The user's application, often a web browser, renders the page content according to its HTML markup instructions onto a display terminal. One example of a website is <http://www.census.gov.ph>.

Main activity refers to the activity that contributes the biggest or major portion of the gross income or revenue of the establishment/enterprise.

Secondary/Other Activities refer to activities carried out by the establishment/enterprise in addition to the main activity and in which the output, like that of the main activity, must be suitable for delivery outside the establishment/enterprise.

Ancillary Activities refer to activities that exist to support the main productive activities of this establishment by providing non-durable goods or services entirely or primarily for the use of the establishment.

Capital participation refers to the claims of foreign and/or local investors against capital/equity.

Total Employment refers to the total number of persons who work in or for the enterprise as of November 15, 2018. This includes paid employees, working owners, unpaid workers and all employees who work full-time or part-time including seasonal workers. Included also are persons on short term leave such as those on sick, vacation or annual leaves and on strike. **Excluded** from the count of total employment are consultants, home workers, workers receiving pure commission only, workers on indefinite leave, silent or inactive partners and members of cooperative who are not involved in the operation of the cooperative.

Paid employees are all full-time and part-time employees working in or for the establishment/enterprise and receiving regular pay, as well as those working away from the establishment/enterprise and paid by and under the control of the establishment/ enterprise.

Unpaid workers are working owners who do not receive regular pay, apprentices and learners without regular pay, and persons working for at least 1/3 of the working time normal to the establishment/enterprise without regular pay.

Workers on sub-contract agreement or under manpower agencies/contractors are workers employed by the contractors to perform or complete a job, work or service within the premise of this establishment pursuant to a service agreement. These are workers who are not in the payroll of this establishment.

Research and Development (R&D) refers to creative work undertaken as a systematic basis in order to increase the stock of knowledge, including knowledge of man, culture and society, and the use of this stock of knowledge to devise new applications.

R&D personnel are all persons employed directly on R&D as well as those providing direct services such as R&D Managers, administrators and clerical staff. R&D personnel are classified into three categories: researchers, technicians and auxiliary personnel.

Production/construction workers are workers directly engaged in the production/construction process, including working foreman.

Number of hours worked by production/ construction workers refers to the number of hours actually spent by production/construction workers at work, including waiting time and overtime for the whole year of 2018.

Total Income or revenue refers to cash received and receivables for goods sold and services rendered.

Sales to domestic market, for sectors agriculture, forestry and fishing; mining and quarrying; and manufacturing, refer to the products/by-products of the establishment sold to another establishment including, producer, wholesaler and retailer, of a different enterprise. However, for wholesale and retail trade, these refer to the goods sold locally.

Interplant transfers refer to the shipment of products produced to other establishments belonging to the same enterprise as the establishment. These should be valued as though sold.

Direct exports refer to the products produced and shipped, as well as goods sold, directly outside the country by the establishment.

Sales to exporters refers to the products/by-products/goods sold locally to exporters by the establishment.

Sale of goods refers to the income from goods sold in the same condition as purchased.

Net income earned from construction activities abroad refers to the value, cash and receivables of construction activities abroad less total cost incurred.

Net insurance premiums earned are the gross earned premiums on insurance contract less the reinsurers' share of gross earned premiums on insurance contracts.

Contract and commission work done for others refer to the income from outsourcing activities done on materials owned and controlled by another establishment.

The term “**outsourcing**” or production has been used to refer to a situation where the principal production unit (the principal) contracts another production unit (the contractor) to carry out specific functions constituting the whole or a part of the principal's activity in producing a good or a service.

Income from products sold for a construction establishment, is an income from products manufactured and sold, e.g. pre-fabricated products, hollow blocks, etc.

Royalty income is an income received for trademarks, copyrights, patents or secrecy and concessions.

Trademarks are images, logos or other graphical materials associated with a brand and which, if registered as such, may not be reproduced or copied without the permission of the trademark holder.

Copyright is the exclusive right to reproduce articles, books, photographs, films or other representative material usually held by the author or publisher of a work.

Patent is the legal recognition of an invention, which also grants sole right of manufacture and sale for commercial purposes to the patent holder.

Concession is the term that describes a business trading under a contract from a concession stand or area within the premises of another business, or host. A concession is principally a tenant, and the hold is its landlord. Concessions are usually given a degree of exclusivity by its host to allow it the right to retail certain product ranges. Concessions operate under their own branding and heads of terms are negotiated and agreed prior to a solicitor drafting either a license or lease which describes the principal terms under which the parties will operate.

Franchise income refers to income received for license to make, distribute or sell a product or service.

Subsidies refer to special grants received from the government in the form of financial assistance or tax exemption or tax privilege to aid and develop an industry.

Total expense refers to the cost incurred in an enterprise's efforts to generate revenue, representing the cost of doing business. Excludes cost incurred in acquisition of income generating assets.

Total compensation is the sum of gross salaries and wages and total employers to SSS/GSIS, Employees Compensation Commission, PhilHealth, PAG-IBIG, etc.

Gross salaries and wages refer to payments in cash or in-kind prior to any deductions for employee's contributions to SSS/GSIS, withholding tax, etc.

Taxes on Products are taxes paid on products by producer or by the purchaser of the product. Examples are: import tax, export tax, excise tax, value-added tax, sales tax, gross receipts tax, etc.

Export tax consists of taxes on goods or services that become payable when the goods leave the economic territory or when the services are delivered to non-residents; they include export duties, profits of export monopolies and taxes resulting from multiple exchange rates.

Excise tax or excise duties are taxes levied on specific kinds of good, typically alcoholic beverages, tobacco and fuels; they may be payable in addition to import duties when the goods enter the economic territory.

Other taxes on production are taxes paid by the producer due to production excluding income tax. Examples are: business licenses, real estate tax, road tax, environmental tax, etc.

Environmental tax consists of taxes levied on the emission or discharged into the environment of noxious gases, liquids or other harmful substances.

Contract and commission work done by others is the amount spent for production/service outsourced to other establishment.

Goods purchased for resale is the acquisition cost of goods purchased for resale without transformation or processing.

Interest expense is the amount paid for loans obtained from banks and other financial institutions.

Payouts are the amount expended as prize in gambling and betting operations.

Research and development (R&D) is the amount spent on any systematic, scientific and creative work undertaken to increase the stock of knowledge and the use of this knowledge to create new or improved products, processes, services, and other applications.

Environmental protection expense is the amount spent for the prevention, reduction and elimination of pollution as well as any degradation of the environment such as environmental protection services like wastewater treatment, reforestation, etc.

Royalty fee is an expense for trademarks, patents or secrecy and concessions.

Franchise fee is an expense made for license to make, distribute or sell a product or service.

E-commerce refers to the selling of products or services over electronic systems such as the Internet Protocol-based networks and other computer networks, Electronic Data Interchange (EDI) network, or other on-line system. Excluded are orders received from telephone, facsimile and e-mails.

Tangible Fixed Assets refer to physical assets acquired and for use of the establishment/enterprise and expected to have a productive life of more than one year. Examples are land, buildings, transport equipment, ICT and other machinery and equipment, valuables and other tangible fixed assets.

Capital expenditures for tangible fixed assets refer to the full value of tangible fixed assets acquired in 2018 whether or not full payments have been made.

Sale of tangible fixed assets refer to the actual amount received/realized (not book value) from the sale of tangible fixed assets during the year including the value of tangible fixed assets transferred to the other establishments of the same enterprise.

Losses and damages refer to the decrease in the book value of tangible fixed assets due to theft, major catastrophe, and other accidental destructions.

Book value refers to the initial or acquisition cost of tangible fixed assets less accumulated depreciation charges.

New tangible fixed assets refer to brand new tangible fixed assets acquired during the year, including directly/newly imported tangible fixed assets.

Directly/newly imported tangible fixed assets are considered new whether or not they were used before they were imported.

Major alterations and improvements on tangible fixed assets are done to increase the performance or capacity of existing tangible fixed assets or to significantly extend their previous expected service lives.

Use tangible fixed assets refer to those that have been previously used within the country.

Tangible fixed assets produced on own account refer to the physical assets produced by the establishment for its own use. It should be valued as the cost of all work put in place including overhead cost.

Total assets are resources including land owned and/or controlled by the establishment as a result of past transactions and events from which future economic benefits are expected to flow to the establishment.

Inventories refer to stocks of goods owned by or under the control of the establishment as of a fixed date, regardless of where the stocks are located.

Purchaser Price is the amount paid by the purchaser, excluding any deductible VAT or similar deductible tax, in order to take delivery of a unit of a good or service at the time and place required by the purchaser. The purchaser's price of a good includes any transport charges paid separately by the purchaser to take delivery at a required time and place.

Producer Price is the amount receivable by the producer from the purchaser for a unit of good or service produced as output minus any VAT, or similar deductible tax, invoiced to the purchaser. It excludes any transport charges invoiced separately by the producer.

Replacement cost is the cost of an item in terms of its present price rather than its original price.

Materials and supplies are materials and supplies intended for use as intermediate inputs.

Finished products refer to the value of products produced/manufactured by the establishment that are ready for sale/shipment.

Work-in-progress, for agriculture forestry and fishing, refers to the value of products of the establishment that have not yet reached the final desired state and are not ready for sale/shipment; while for manufacturing, it refers to the value of all materials which have been partially processed by the establishment but which are not usually sold or turned over to other establishments without further processing.

Construction-in-progress refers to portion of construction projects and/or installation works in the country that are not yet completed during the year and are not yet ready to be handed over to the contractee.

Publication Volumes

The following are the 2018 CPBI publication volumes.

Table 11. 2018 CPBI Publication Volumes

Section	Industry	Volume Number
A	Agriculture, Forestry and Fishing	Volume I
B	Mining and Quarrying	Volume II
C	Manufacturing	Volume III

Section	Industry	Volume Number
D	Electricity, Gas, Steam and Airconditioning Supply	Volume IV
E	Water Supply; Sewerage, Waste Management and Remediation Activities	Volume V
F	Construction	Volume VI
G	Wholesale and Retail Trade; Repair of Motor Vehicles and Motorcycles	Volume VII
H	Transportation and Storage	Volume VIII
I	Accommodation and Food Service Activities	Volume IX
J	Information and Communication	Volume X
K	Financial and Insurance Activities	Volume XI
L	Real Estate Activities	Volume XII
M	Professional, Scientific and Technical Activities	Volume XIII
N	Administrative and Support Service Activities	Volume XIV
P	Education	Volume XV
Q	Human Health and Social Work Activities	Volume XVI
R	Arts, Entertainment and Recreation	Volume XVII
S	Other Service Activities	Volume XVIII

Symbols and Abbreviations Used in Statistical Tables

s	suppressed data to avoid disclosure of individual establishment's data
}	combined data of two or more industries or regions
-	zero
n.e.c	not elsewhere classified

Description of Industries for Manufacturing**SECTION C – MANUFACTURING**

Industry Section C – Manufacturing includes the physical or chemical transformation of materials, substances or components into new products. The raw materials are products of agriculture, forestry, fishing, mining, or quarrying as well as products of other manufacturing activities. Substantial alteration, renovation, or reconstruction of goods is generally considered as manufacturing and not repair.

Manufacturing units are described as plants, factories or mills and characteristically use power-driven machines and materials handling equipment. Units that transform materials into new products by hand, in the worker's home, or sell products made on the same premises from which they are sold are also included. Manufacturing units may process materials or may contract with other units to process their materials for them. Both types of units are included in manufacturing.

The repair and installation of machinery and equipment, formerly classified under the manufacturing of the corresponding type of equipment, is now separately identified in another division which is Repair and Installation of Machinery and Equipment (Division 33) under the 2009 Philippine Standard Industrial Classification. This division includes the specialized repair of goods produced in the manufacturing sector with the aim to restore machinery, equipment, and other products to working order. The provision of general or routine maintenance on such products to ensure they work efficiently and to prevent breakdown and necessary repairs is included. This also includes specialized installation of machinery. However, the installation of equipment that forms an integral part of buildings or similar structures, such as installation of electrical wiring, installation of escalators or installation of air-conditioning systems, is classified as construction.

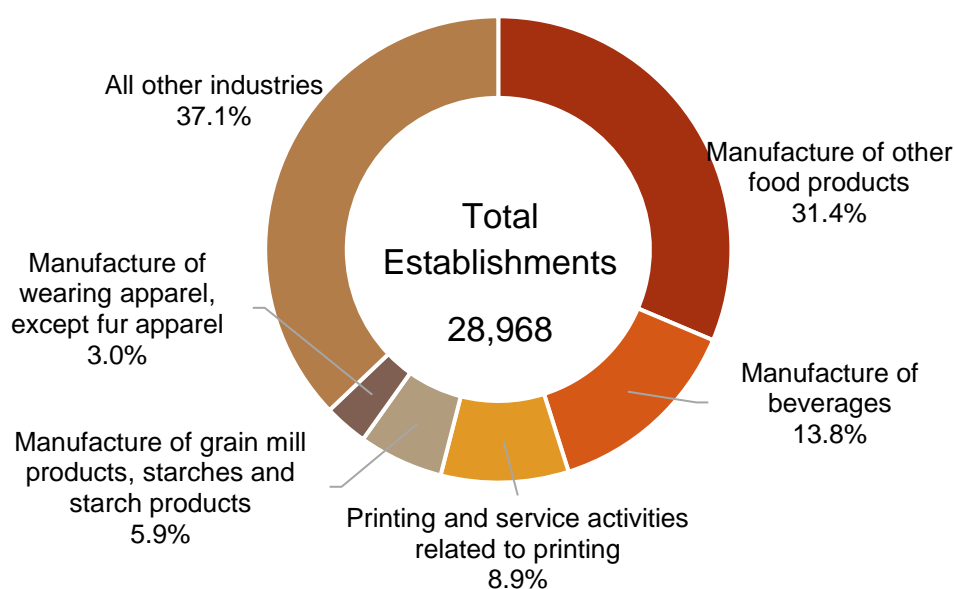
BRIEF ANALYSIS

Manufacture of other food products led the Manufacturing Industry in terms of number of establishments

In 2018, there were 28,968 establishments in the formal sector of the economy engaged in the manufacturing industry. This represents a 15.6 percent increase from the 25,064 establishments recorded in 2012. (Table A)

Among these establishments, about one-third (31.4%) were into manufacture of other food products activities with 9,084 establishments. Other industry groups which reached more than the one-thousand mark for the number of establishments were as follows: manufacture of beverages with 3,986 establishments (13.8%); printing and service activities related to printing with 2,566 establishments (8.9%); and manufacture of grain mill products, starches and starch products with 1,701 establishments (5.9%). (Table 1, and Figure 1)

Figure 1. Percent Distribution of Manufacturing Establishments:
Philippines, 2018 CPBI



Note: Percent share may not add up to 100% due to rounding.

Most manufacturing establishments were located in the National Capital Region (NCR)

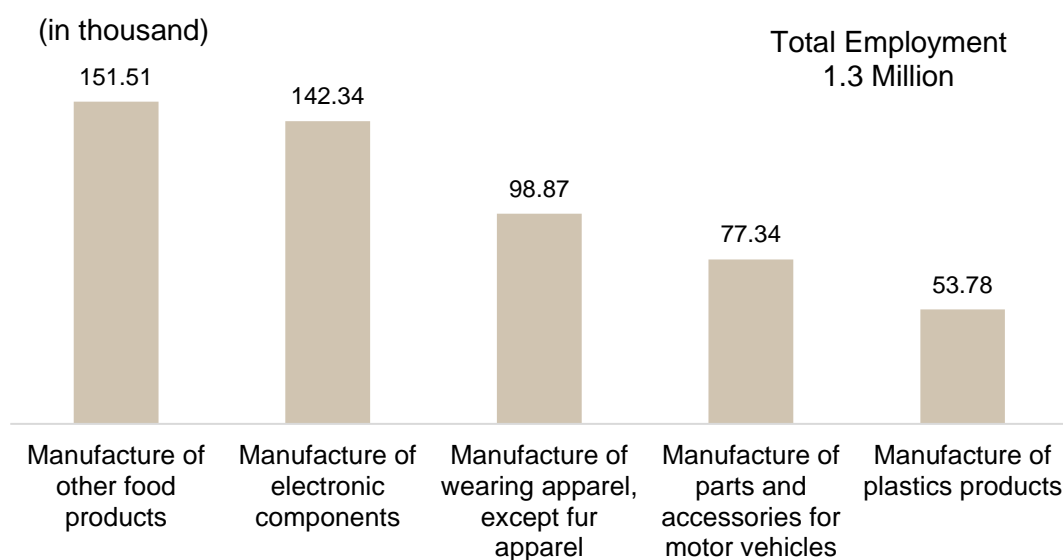
Among regions, the NCR registered the highest number of manufacturing establishments with 4,636 (16.0%). This was closely followed by CALABARZON with 4,035 establishments (13.9%) and Central Luzon with 3,388 establishments (11.7%). (Table 1)

Manufacture of food products and manufacture of electronic components activities generated the highest employment

Total employment is the sum of all paid employees and unpaid workers hired by an establishment. The manufacturing industry employed a total of 1,260,512 workers in 2018, a slight increase of 6.3 percent from the total employed in 2012. (Table A)

Manufacture of other food products activities employed the highest number of workers with 151,514 (12.0%). This was followed by manufacture of electronic components activities and manufacture of wearing apparel, except fur apparel activities, with 142,340 (11.3%) and 98,868 employees (7.8%), respectively. (Table 1, and Figure 2)

Figure 2. Total Employment of the Top Five Industry Groups for Manufacturing Establishments: Philippines, 2018 CPBI



The average employment per establishment recorded for the manufacturing industry was at 44. (Table B)

Among the manufacturing industry groups, manufacture of computers and peripheral equipment and accessories activities had the highest average employment per establishment with 1,320 workers while custom tailoring and dressmaking activities had the least with 9 workers. (Table B)

CALABARZON employed the majority of workers

The concentration of manufacturing employees in 2018 was in CALABARZON which hired about 39.4 percent of the total or 496,158 workers. This was followed by NCR which employed 230,730 (18.3%) workers and Central Luzon with 197,866 workers (15.7%). (Table 1)

Four regions exceeded the national average of employment per establishment, namely, CALABARZON (123); Central Visayas (61); Central Luzon (59); and NCR (50). (Table 4)

Manufacture of electronic components activities engaged more sub-contracting employment

In 2018, a total of 337,560 workers were hired under sub-contract agreement in manufacturing industry. The highest share was reported by manufacture of electronic components activities with 51,313 employees (15.2%) followed by manufacture of other food products activities with 25,941 employees (7.7%). (Table 1)

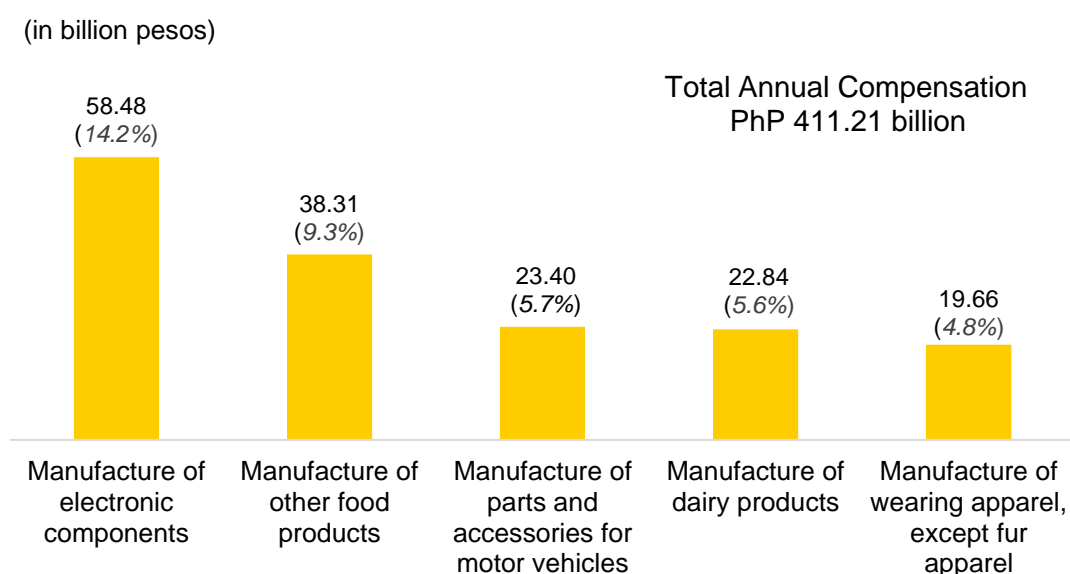
Among the regions, CALABARZON reported the highest concentration of employment on a sub-contact agreement in the manufacturing industry with 152,240 workers (45.1%). (Table 1)

Manufacture of electronic components activities paid the highest average annual compensation

Total compensation of manufacturing industry in 2018 reached PhP 411.21 billion. The average annual compensation per employee engaged in manufacturing activities is at PhP 329.8 thousand. (Table 1)

Establishments engaged in manufacture of electronic components activities spent the highest compensation to its employees with Php 58.48 billion (14.2%). Those in the manufacture of other food products activities, on the other hand, paid a total of PhP 38.31 billion (9.3%) to its employees. Compensation paid by establishments in the manufacture of parts and accessories for motor vehicles activities and manufacture of dairy products activities were reported at PhP 23.40 billion (5.7%) and PhP 22.84 billion (5.6%), respectively. (Table 1, and Figure 3)

Figure 3. Annual Compensation for the Top Five Industry Groups in Manufacturing: Philippines, 2018 CPBI



Manufacture of electronic components generated the biggest share in revenue

In 2018, total revenue generated by the manufacturing industry reached PhP 5.78 trillion. This corresponds to an increase of more than a quarter (26.5%) from the PhP 4.57 trillion total revenue generated in 2012. (Table A)

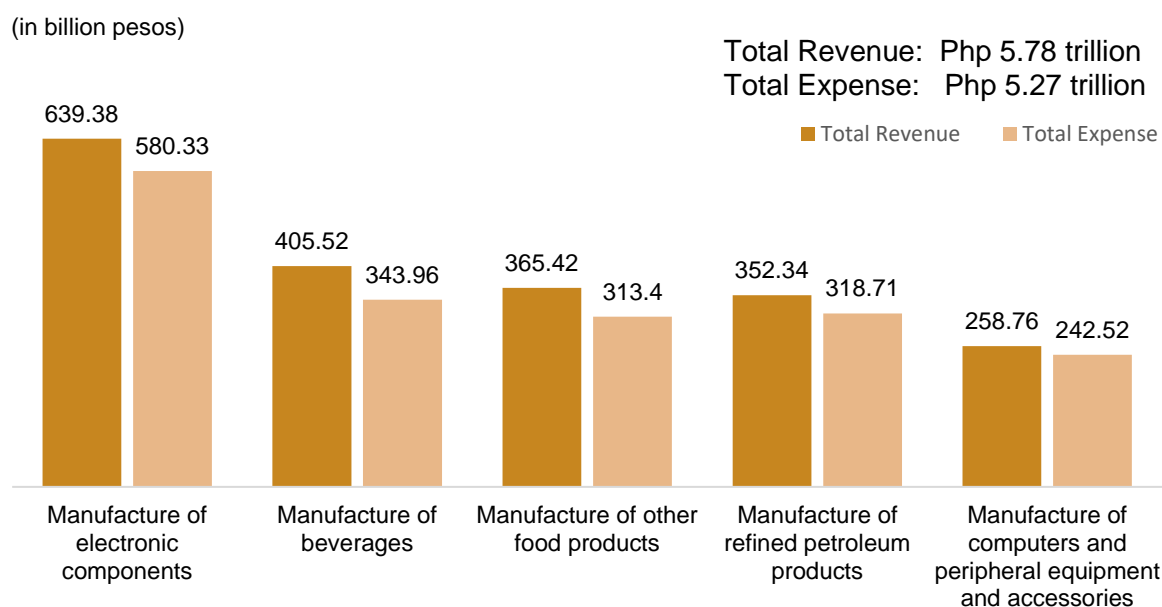
Manufacture of electronic components activities had the largest share in revenue with PhP 639.38 billion (11.1%). Manufacture of beverages activities followed next with PhP 405.52 billion (7.0%) and manufacture of other food products with PhP 365.42 billion (6.3%). (Table 1, and Figure 4)

Total expense amounted to PhP 5.27 trillion

Total expense, including compensation incurred in business operations by all manufacturing establishments, amounted to PhP 5.27 trillion in 2018. This value is more than one-third (34.8%) from the PhP 3.91 trillion incurred by the industry in 2012. (Table A)

Being the major income contributor, manufacture of electronic components activities also had the largest proportion in expense with PhP 580.33 billion (11.0%). This was followed by the manufacture of beverages with PhP 343.96 billion (6.5%) and manufacture of refined petroleum products with PhP 318.71 billion (6.0%). (Table 1, and Figure 4)

Figure 4. Total Revenue and Total Expense for the Top Five Industry Groups in Manufacturing: Philippines, 2018 CPBI



CALABARZON generated the biggest share in revenue, and expense among regions

At the regional level, CALABARZON generated the biggest share in total revenue with PhP 2.50 trillion (43.2%). Earning the second place was NCR with PhP 1.21 trillion (20.9%), followed by Central Luzon with PhP 940.51 billion (16.3%). Autonomous Region in Muslim Mindanao (ARMM) registered the least income of PhP 4.77 billion (0.1%).

In the same manner, CALABARZON had the highest expense amounting to PhP 2.31 trillion

(43.8%). NCR ranked second with total expense amounting to PhP 1.09 trillion (20.7%), followed by Central Luzon with PhP 825.71 billion (15.7%). (Table 1)

Revenue per expense ratio stood at 1.10

The manufacturing industry generated a revenue per expense ratio of 1.10 which means that on the average, for every peso spent, a corresponding income of 10 centavos was generated.

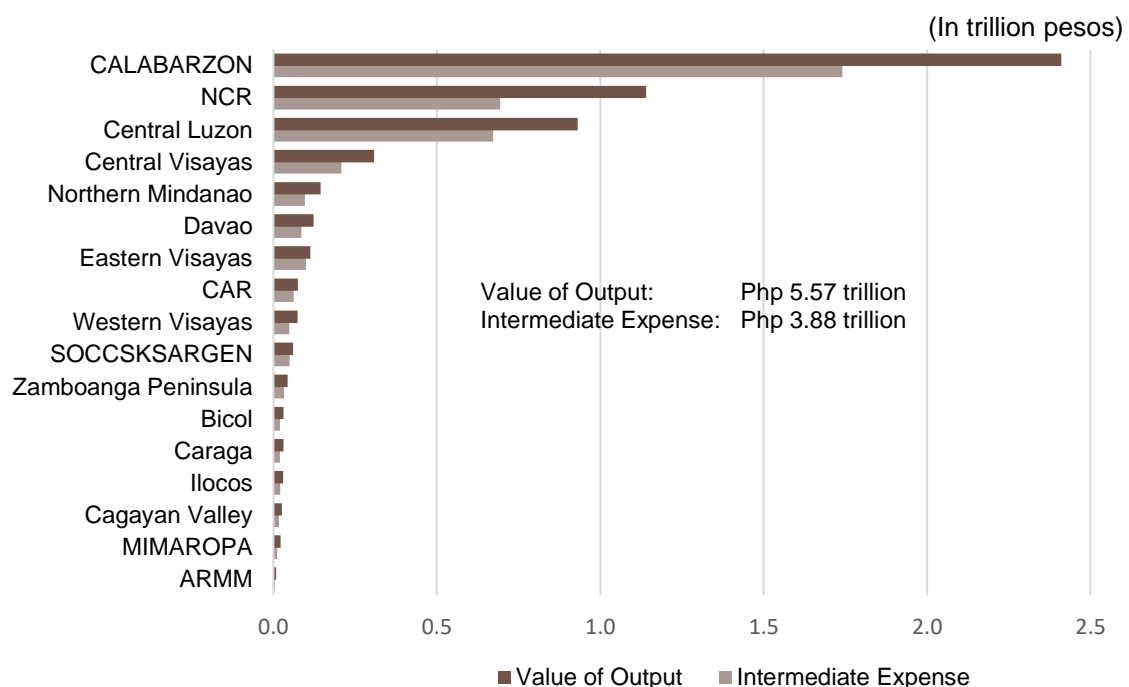
Among industries, installation of industrial machinery and equipment activities registered the highest revenue per expense ratio of 1.52. Manufacture of rubber products activities recorded revenue per expense ratio of 1.42. Establishments engaged in the processing and preserving of fruits and vegetables registered the least revenue per peso expense of 0.92. (Table B)

CALABARZON generated the highest value of output; manufacture of electronic components activities among industry group

Almost half (43.3%) of the total value of output was generated in CALABARZON with PhP 2.41 trillion. This was followed by NCR with PhP 1.14 trillion (20.5%), and Central Luzon with PhP 930.34 billion (16.7%). (Table 1, and Figure 5).

Among the industry groups, the combined output value of the top ten industries accounted for PhP 3.02 trillion or a combined share of 54.3 percent of the total. Manufacture of electronic components activities contributed the biggest output of PhP 632.97 billion (11.4%), followed by manufacture of beverages with PhP 395.37 billion (7.1%).

Figure 5. Value of Output and Intermediate Expense for Manufacturing Establishments by Region, Philippines: 2018 CPBI

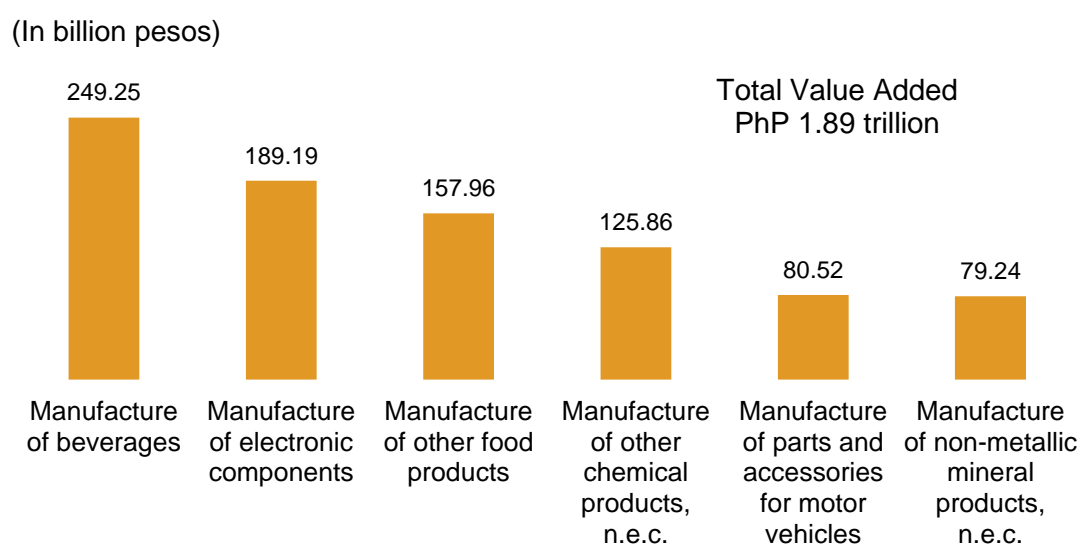


Value added amounted to PhP 1.89 trillion in 2018

Total value added produced by all establishments engaged in manufacturing in 2018 was estimated at PhP 1.89 trillion. This amount translates to more than half (63.1%) increase from the PhP 1.16 trillion produced in 2012. (Table A)

Among industry groups, manufacture of beverages generated the highest value added amounting to PhP 249.25 billion (13.2%). Manufacture of electronic components came in second with PhP 189.19 billion (10.0%) followed by manufacture of other food products with PhP 157.96 billion (8.4%). (Table 1, and Figure 6)

Figure 6. Value Added for the Top Six Industry Groups in Manufacturing, Philippines: 2018 CPBI



CALABARZON accounted for nearly half of total value added

CALABARZON contributed nearly half (39.9%) of the total value added or PhP 753.55 billion. NCR, and Central Luzon followed with generated value added of PhP 546.40 billion (28.9%) and PhP 261.49 billion (13.8%), respectively. (Table 1)

Total gross addition to tangible fixed assets acquired amounted to PhP 292.03 billion

The total gross additions to tangible fixed assets, computed as capital expenditures less sale of tangible fixed assets, acquired by the manufacturing sector amounted to PhP 292.03 billion. This translates to a 94.7 percent increase from the PhP 149.96 billion recorded in 2012.

Of the total gross addition acquired by the industry, more than half (59.1%) is contributed by the manufacture of electronic components industry group with PhP 172.53 billion. (Table A)

Total change in inventories recorded at PhP 31.66 billion

In 2018, the total change in inventories (ending less beginning inventory) for the sector recorded at PhP 31.66 billion, considerably higher from the PhP 3.59 billion recorded in 2012. Among industry groups, the manufacture of refined petroleum products has the highest total change in inventories with PhP 44.07 billion. (Table 1, and Table A)

Subsidy received from the government amounted to PhP 4.57 billion

The manufacturing sector received government subsidies which amounted to PhP 4.57 billion. This is in the form of financial assistance, tax exemption or tax privilege. More than one-third (38.6%) of the total amount is contributed by the building of ships and boats industry group with PhP 1.76 billion (Table 1)

Sales from e-commerce transaction reached PhP 12.29 billion

In the 2018, the manufacturing industry generated sales through e-commerce transaction in the amount of PhP 12.29 billion. More than half of this amount is contributed by the manufacture of basic precious and other non-ferrous metals with PhP 7.84 billion. (Table 1)

TABLE A Comparative Statistics for Manufacturing Establishments by Industry Group:
Philippines, 2018 and 2012 CPBI

(Values are in thousand pesos, except for number of establishments and employment. Details may not add-up to total due to rounding and/or statistical disclosure control.)

2009 PSIC Code	Industry Description	Number of Establishments			Employment		
		2018	2012	Growth Rate (%)	2018	2012	Growth Rate (%)
C	Manufacturing	28,968	25,064	15.6	1,260,512	1,185,998	6.3
C101	Processing and preserving of meat	299	251	19.1	30,786	22,320	37.9
C102	Processing and preserving of fish, crustaceans and mollusks	278	337	-17.5	18,544	26,799	-30.8
C103	Processing and preserving of fruits and vegetables	169	195	-13.3	11,366	30,670	-62.9
C104	Manufacture of vegetable and animal oils and fats	140	156	-10.3	12,018	11,201	7.3
C105	Manufacture of dairy products	99	125	-20.8	9,393	11,167	-15.9
C106	Manufacture of grain mill products, starches and starch products	1,701	1,237	37.5	18,167	19,747	-8.0
C107	Manufacture of other food products	9,084	7,407	22.6	151,514	120,963	25.3
C108	Manufacture of prepared animal feeds	199	183	8.7	14,588	9,595	52.0
C110	Manufacture of beverages	3,986	2,322	71.7	41,810	28,479	46.8
C120	Manufacture of tobacco products	17	16	6.3	5,813	8,470	-31.4
C131	Spinning, weaving and finishing of textiles	125	176	-29.0	7,561	7,733	-2.2
C139	Manufacture of other textiles	236	275	-14.2	11,495	16,053	-28.4
C141	Manufacture of wearing apparel, except fur apparel	880	1,174	-25.0	98,868	109,028	-9.3
C142	Custom tailoring and dressmaking	790	697	13.3	6,996	6,525	7.2
C143	Manufacture of knitted and crocheted apparel	40	39	2.6	7,800	4,952	57.5
C151	Tanning and dressing of leather; manufacture of luggage and handbags	107	118	-9.3	23,602	10,844	117.7
C152	Manufacture of footwear	140	228	-38.6	8,890	8,370	6.2
C161	Sawmilling and livlanning of wood	59	122	-51.6	1,417	2,411	-41.2
C162	Manufacture of products of wood, cork, straw and plaiting materials	333	449	-25.8	16,149	21,611	-25.3
C170	Manufacture of p aper and paper products	330	341	-3.2	22,139	19,279	14.8
C181	Printing and service activities related to printing	2,566	1,549	65.7	32,507	26,828	21.2
C182	Reproduction of recorded media	4	8	-50.0	84	64	31.3
C192	Manufacture of refined petroleum products	15	22	-31.8	1,994	1,951	2.2
C199	Manufacture of other fuel products	3	-	-	278	-	-

Continued

Table A Comparative Statistics for Manufacturing Establishments by Industry Group:
Philippines, 2018 and 2012 CPBI

(Values are in thousand pesos, except for number of establishments and employment. Details may not add-up to total due to rounding and/or statistical disclosure control.)

Continued

2009 PSIC Code	Industry Description	Number of Establishments			Employment		
		2018	2012	Growth Rate (%)	2018	2012	Growth Rate (%)
C201	Manufacture of basic chemicals	190	341	-44.3	8,939	17,533	-49.0
C202	Manufacture of other chemical products, n.e.c.	357	383	-6.8	22,947	23,590	-2.7
C203	Manufacture of man-made fibers	s	s	-	s	s	-
	Manufacture of pharmaceuticals, medicinal chemical and botanical products						
C210		117	124	-5.6	14,112	13,646	3.4
C221	Manufacture of rubber products	134	192	-30.2	12,884	11,448	12.5
C222	Manufacture of plastics products	834	722	15.5	53,780	41,528	29.5
C231	Manufacture of glass and glass products	104	106	-1.9	5,537	5,047	9.7
C239	Manufacture of non-metallic mineral products, n.e.c.	846	754	12.2	38,621	32,440	19.1
C241	Manufacture of basic iron and steel	319	309	3.2	17,705	14,532	21.8
C242	Manufacture of basic precious and other non-ferrous metals	26	38	-31.6	3,824	3,499	9.3
C243	Casting of metals	59	79	-25.3	3,516	5,246	-33.0
	Manufacture of structural metal products, tanks, reservoirs and steam generators						
C251		469	454	3.3	18,756	19,868	-5.6
C252	Manufacture of weapons and ammunition	12	11	9.1	483	1,119	-56.8
	Manufacture of other fabricated metal products; metal working service activities						
C259		859	726	18.3	38,460	34,098	12.8
C261	Manufacture of electronic components	138	165	-16.4	142,340	142,748	-0.3
C262	Manufacture of computers and peripheral equipment and accessories	32	44	-27.3	42,221	56,875	-25.8
C263	Manufacture of communication equipment	13	8	62.5	3,901	1,689	131.0
C264	Manufacture of consumer electronics	27	32	-15.6	8,342	11,577	-27.9
	Manufacture of measuring, testing, navigating and control equipment; watches and clocks						
C265		25	27	-7.4	3,827	3,697	3.5
	Manufacture of irradiation, electromedical and electrotherapeutic equipment						
C266		-	s	-	-	s	-
C267	Manufacture of optical instruments and photographic equipment	24	37	-35.1	8,055	12,013	-32.9
	Manufacture of electric motors, generators, transformers and electricity distribution and control apparatus						
C271		84	69	21.7	10,184	4,472	127.7
C272	Manufacture of batteries and accumulators	6	8	-25.0	1,550	242	540.5
C273	Manufacture of wiring and wiring devices	53	43	23.3	8,691	7,042	23.4

TABLE A Comparative Statistics for Manufacturing Establishments by Industry Group:
Philippines, 2018 and 2012 CPBI

(Values are in thousand pesos, except for number of establishments and employment. Details may not add-up to total due to rounding and/or statistical disclosure control.)

Continued

2009 PSIC Code	Industry Description	Number of Establishments			Employment		
		2018	2012	Growth Rate (%)	2018	2012	Growth Rate (%)
C274	Manufacture of electric lighting equipment	34	41	-17.1	7,610	5,228	45.6
C275	Manufacture of domestic appliances	36	56	-35.7	2,855	2,765	3.3
C279	Manufacture of other electrical equipment	35	21	66.7	17,817	4,356	309.0
C281	Manufacture of general purpose machinery	102	136	-25.0	16,262	8,358	94.6
C282	Manufacture of special purpose machinery	162	183	-11.5	13,639	7,957	71.4
C291	Manufacture of motor vehicles	40	43	-7.0	4,974	7,266	-31.5
C292	Manufacture of bodies (coachwork) for motor vehicles; manufacture of trailers and semi-trailers	24	39	-38.5	1,131	1,271	-11.0
C293	Manufacture of parts and accessories for motor vehicles	119	134	-11.2	77,338	59,739	29.5
C301	Building of ships and boats	29	22	31.8	3,387	19,571	-82.7
C302	Manufacture of railway locomotive and rolling stock	s	-	-	s	-	-
C303	Manufacture of air and spacecraft and related machinery	8	11	-27.3	5,366	3,217	66.8
C309	Manufacture of transport equipment, n.e.c.	67	76	-11.8	9,432	8,979	5.0
C310	Manufacture of furniture	852	1,018	-16.3	24,251	29,949	-19.0
C321	Manufacture of jewelry, bijouterie and related articles	99	104	-4.8	2,642	3,982	-33.7
C322	Manufacture of musical instruments	4	13	-69.2	162	162	0.0
C323	Manufacture of sports goods	17	21	-19.0	4,482	3,318	35.1
C324	Manufacture of games and toys	28	41	-31.7	3,457	2,546	35.8
C325	Manufacture of medical and dental instruments and supplies	56	50	12.0	12,261	4,305	184.8
C329	Other manufacturing, n.e.c.	204	215	-5.1	7,132	7,008	1.8
C331	Repair of fabricated metal products, machinery and equipment	712	726	-1.9	23,499	16,802	39.9
C332	Installation of industrial machinery and equipment	6	11	-45.5	182	100	82.0

Table A Comparative Statistics for Manufacturing Establishments by Industry Group:
Philippines, 2018 and 2012 CPBI

(Values are in thousand pesos, except for number of establishments and employment. Details may not add-up to total due to rounding and/or statistical disclosure control.)

Continued

2009 PSIC Code	Industry Description	Paid Workers			Workers on Sub- Contract Agreement as of 15 Nov 2018		
		2018	2012	Growth Rate (%)	2018	2012	Growth Rate (%)
C	Manufacturing	1,246,981	1,168,830	6.7	337,560		
C101	Processing and preserving of meat	30,647	22,209	38.0	11,259		
C102	Processing and preserving of fish, crustaceans and mollusks	18,284	26,378	-30.7	21,182		
C103	Processing and preserving of fruits and vegetables	11,202	30,576	-63.4	7,664		
C104	Manufacture of vegetable and animal oils and fats	11,965	11,183	7.0	23,589		
C105	Manufacture of dairy products	9,347	10,980	-14.9	5,579		
C106	Manufacture of grain mill products, starches and starch products	17,093	17,992	-5.0	3,548		
C107	Manufacture of other food products	147,920	115,516	28.1	25,941		
C108	Manufacture of prepared animal feeds	14,548	9,537	52.5	6,184		
C110	Manufacture of beverages	39,043	27,358	42.7	6,638		
C120	Manufacture of tobacco products	5,811	8,467	-31.4	742		
C131	Spinning, weaving and finishing of textiles	7,452	7,331	1.7	1,635		
C139	Manufacture of other textiles	11,392	15,850	-28.1	3,432		
C141	Manufacture of wearing apparel, except fur apparel	98,440	106,762	-7.8	3,995		
C142	Custom tailoring and dressmaking	6,396	6,099	4.9	153		
C143	Manufacture of knitted and crocheted apparel	7,795	4,948	57.5	377		
C151	Tanning and dressing of leather; manufacture of luggage and handbags	23,564	10,761	119.0	9,817		
C152	Manufacture of footwear	8,829	8,172	8.0	1,514		
C161	Sawmilling and planing of wood	1,395	2,349	-40.6	20		
C162	Manufacture of products of wood, cork, straw and plaiting materials	15,948	21,464	-25.7	2,421		
C170	Manufacture of paper and paper products	22,095	19,054	16.0	5,124		
C181	Printing and service activities related to printing	31,651	26,212	20.8	2,296		
C182	Reproduction of recorded media	69	62	11.3	162		
C192	Manufacture of refined petroleum products	1,993	1,951	2.2	5		
C199	Manufacture of other fuel products	273	-	-	200		

Table A Comparative Statistics for Manufacturing Establishments by Industry Group:
Philippines, 2018 and 2012 CPBI

(Values are in thousand pesos, except for number of establishments and employment. Details may not add-up to total due to rounding and/or statistical disclosure control.)

Continued

2009 PSIC Code	Industry Description	Paid Workers			Workers on Sub- Contract Agreement as of 15 Nov 2018		
		2018	2012	Growth Rate (%)	2018	2012	Growth Rate (%)
C201	Manufacture of basic chemicals	8,882	17,459	-49.1	2,010		
C202	Manufacture of other chemical products, n.e.c.	22,883	23,567	-2.9	8,780		
C203	Manufacture of man-made fibers	s	s	-	s		
C210	Manufacture of pharmaceuticals, medicinal chemical and botanical products	14,065	13,627	3.2	2,690		
C221	Manufacture of rubber products	12,874	11,367	13.3	4,382		
C222	Manufacture of plastics products	53,617	41,383	29.6	16,375		
C231	Manufacture of glass and glass products	5,523	4,997	10.5	1,326		
C239	Manufacture of non-metallic mineral products, n.e.c.	38,265	32,032	19.5	7,558		
C241	Manufacture of basic iron and steel	17,613	14,487	21.6	2,619		
C242	Manufacture of basic precious and other non- ferrous metals	3,824	3,485	9.7	5,277		
C243	Casting of metals	3,509	5,222	-32.8	1,879		
C251	Manufacture of structural metal products, tanks, reservoirs and steam generators	18,523	19,773	-6.3	2,618		
C252	Manufacture of weapons and ammunition	470	1,116	-57.9	102		
C259	Manufacture of other fabricated metal products; metal working service activities	37,881	33,366	13.5	12,082		
C261	Manufacture of electronic components	142,265	142,728	-0.3	51,313		
C262	Manufacture of computers and peripheral equipment and accessories	42,220	56,875	-25.8	7,569		
C263	Manufacture of communication equipment	3,901	1,687	131.2	343		
C264	Manufacture of consumer electronics	8,340	11,575	-27.9	1,526		
C265	Manufacture of measuring, testing, navigating and control equipment; watches and clocks	3,827	3,691	3.7	53		
C266	Manufacture of irradiation, electromedical and electrotherapeutic equipment	-	s	-	-		
C267	Manufacture of optical instruments and photographic equipment	8,055	12,009	-32.9	3,695		
C271	Manufacture of electric motors, generators, transformers and electricity distribution and control apparatus	10,170	4,437	129.2	1,376		
C272	Manufacture of batteries and accumulators	1,550	241	543.2	110		
C273	Manufacture of wiring and wiring devices	8,688	7,041	23.4	4,578		

Table A Comparative Statistics for Manufacturing Establishments by Industry Group:
Philippines, 2018 and 2012 CPBI

(Values are in thousand pesos, except for number of establishments and employment. Details may not add-up to total due to rounding and/or statistical disclosure control.)

Continued

2009 PSIC Code	Industry Description	Paid Workers			Workers on Sub-Contract Agreement as of 15 Nov 2018		
		2018	2012	Growth Rate (%)	2018	2012	Growth Rate (%)
C274	Manufacture of electric lighting equipment	7,589	5,226	45.2	771		
C275	Manufacture of domestic appliances	2,855	2,763	3.3	352		
C279	Manufacture of other electrical equipment	17,814	4,356	309.0	946		
C281	Manufacture of general purpose machinery	16,254	8,353	94.6	12,891		
C282	Manufacture of special purpose machinery	13,613	7,875	72.9	2,997		
C291	Manufacture of motor vehicles	4,972	7,223	-31.2	928		
C292	Manufacture of bodies (coachwork) for motor vehicles; manufacture of trailers and semi-trailers	1,115	1,265	-11.9	127		
C293	Manufacture of parts and accessories for motor vehicles	77,325	59,728	29.5	16,323		
C301	Building of ships and boats	3,357	19,569	-82.8	2,758		
C302	Manufacture of railway locomotive and rolling stock	s	-	-	s		
C303	Manufacture of air and spacecraft and related machinery	5,366	3,217	66.8	403		
C309	Manufacture of transport equipment, n.e.c.	9,385	8,935	5.0	3,180		
C310	Manufacture of furniture	23,735	29,067	-18.3	3,772		
C321	Manufacture of jewelry, bijouterie and related articles	2,590	3,953	-34.5	655		
C322	Manufacture of musical instruments	162	147	10.2	0		
C323	Manufacture of sports goods	4,481	3,301	35.7	661		
C324	Manufacture of games and toys	3,420	2,528	35.3	1,307		
C325	Manufacture of medical and dental instruments and supplies	12,174	4,298	183.2	4,484		
C329	Other manufacturing, n.e.c.	7,027	6,958	1.0	740		
C331	Repair of fabricated metal products, machinery and equipment	23,287	16,480	41.3	2,505		
C332	Installation of industrial machinery and equipment	182	100	82.0	5		

Table A Comparative Statistics for Manufacturing Establishments by Industry Group:
Philippines, 2018 and 2012 CPBI

(Values are in thousand pesos, except for number of establishments and employment. Details may not add-up to total due to rounding and/or statistical disclosure control.)

Continued

2009 PSIC Code	Industry Description	Total Revenue (in Thousand PhP)			Total Expense (in Thousand PhP)		
		2018	2012	Growth Rate (%)	2018	2012	Growth Rate (%)
C	Manufacturing	5,781,425,411	4,569,082,017	26.5	5,268,285,239	3,907,527,342	34.8
C101	Processing and preserving of meat	102,064,115	52,108,008	95.9	97,118,144	49,213,632	97.3
C102	Processing and preserving of fish, crustaceans and mollusks	110,714,825	45,607,001	142.8	96,233,872	43,160,556	123.0
C103	Processing and preserving of fruits and vegetables	98,290,849	84,538,942	16.3	106,972,251	79,203,264	35.1
C104	Manufacture of vegetable and animal oils and fats	149,069,692	132,161,451	12.8	143,674,635	110,074,946	30.5
C105	Manufacture of dairy products	103,689,050	176,150,653	-41.1	96,125,114	150,341,731	-36.1
C106	Manufacture of grain mill products, starches and starch products	123,989,520	136,420,338	-9.1	113,220,401	118,436,411	-4.4
C107	Manufacture of other food products	365,422,670	227,730,290	60.5	313,436,231	201,839,719	55.3
C108	Manufacture of prepared animal feeds	157,649,141	63,226,819	149.3	147,600,124	59,578,988	147.7
C110	Manufacture of beverages	405,517,368	199,879,855	102.9	343,961,869	157,442,163	118.5
C120	Manufacture of tobacco products	86,699,050	88,106,325	-1.6	70,053,719	81,267,244	-13.8
C131	Spinning, weaving and finishing of textiles	9,960,599	15,679,371	-36.5	9,493,570	15,329,533	-38.1
C139	Manufacture of other textiles	13,569,212	10,685,951	27.0	13,318,142	10,324,922	29.0
C141	Manufacture of wearing apparel, except fur apparel	60,906,699	59,919,254	1.6	57,762,477	55,905,877	3.3
C142	Custom tailoring and dressmaking	1,991,147	2,075,466	-4.1	2,100,934	1,973,941	6.4
C143	Manufacture of knitted and crocheted apparel	6,345,770	3,276,054	93.7	5,914,163	3,182,426	85.8
C151	Tanning and dressing of leather; manufacture of luggage and handbags	28,686,492	11,461,781	150.3	23,926,132	10,502,196	127.8
C152	Manufacture of footwear	7,863,600	5,820,184	35.1	7,571,166	5,378,625	40.8
C161	Sawmilling and planing of wood	2,390,676	1,484,149	61.1	2,283,766	1,308,662	74.5
C162	Manufacture of products of wood, cork, straw and plaiting materials	49,261,567	38,665,013	27.4	44,614,415	34,127,473	30.7
C170	Manufacture of paper and paper products	115,660,183	57,867,698	99.9	107,392,789	54,858,498	95.8
C181	Printing and service activities related to printing	42,385,343	34,209,095	23.9	37,151,008	30,992,769	19.9
C182	Reproduction of recorded media	259,574	164,681	57.6	239,827	154,075	55.7
C192	Manufacture of refined petroleum products	352,344,452	482,522,773	-27.0	318,712,319	472,126,004	-32.5
C199	Manufacture of other fuel products	3,681,431	-	-	3,682,567	-	-

Table A Comparative Statistics for Manufacturing Establishments by Industry Group:
Philippines, 2018 and 2012 CPBI

(Values are in thousand pesos, except for number of establishments and employment. Details may not add-up to total due to rounding and/or statistical disclosure control.)

Continued

2009 PSIC Code	Industry Description	Total Revenue (in Thousand PhP)			Total Expense (in Thousand PhP)		
		2018	2012	Growth Rate (%)	2018	2012	Growth Rate (%)
C201	Manufacture of basic chemicals	132,451,704	130,233,835	1.7	121,565,609	130,283,452	-6.7
C202	Manufacture of other chemical products, n.e.c.	230,209,277	117,425,839	96.0	203,991,658	105,371,241	93.6
C203	Manufacture of man-made fibers	s	s	-	s	s	-
C210	Manufacture of pharmaceuticals, medicinal chemical and botanical products	88,666,289	69,839,848	27.0	78,837,870	62,281,348	26.6
C221	Manufacture of rubber products	36,556,636	28,249,566	29.4	25,664,307	27,517,551	-6.7
C222	Manufacture of plastics products	148,479,533	90,996,985	63.2	139,440,445	83,885,081	66.2
C231	Manufacture of glass and glass products	26,017,321	17,437,154	49.2	23,163,753	17,417,681	33.0
C239	Manufacture of non-metallic mineral products, n.e.c.	211,019,529	137,264,819	53.7	190,709,634	113,194,953	68.5
C241	Manufacture of basic iron and steel	198,032,402	110,583,484	79.1	187,245,994	105,555,517	77.4
C242	Manufacture of basic precious and other non-ferrous metals	164,425,409	78,697,432	108.9	158,302,444	74,074,541	113.7
C243	Casting of metals	15,319,135	18,963,384	-19.2	14,152,163	18,375,336	-23.0
C251	Manufacture of structural metal products, tanks, reservoirs and steam generators	43,688,190	23,436,353	86.4	40,570,264	21,960,273	84.7
C252	Manufacture of weapons and ammunition	496,425	2,403,257	-79.3	423,651	2,046,399	-79.3
C259	Manufacture of other fabricated metal products; metal working service activities	95,478,784	68,053,406	40.3	86,781,378	62,782,137	38.2
C261	Manufacture of electronic components	639,380,676	767,104,908	-16.7	580,333,582	511,008,014	13.6
C262	Manufacture of computers and peripheral equipment and accessories	258,764,353	247,329,499	4.6	242,519,070	162,248,797	49.5
C263	Manufacture of communication equipment	9,402,256	3,934,989	138.9	8,750,725	3,513,651	149.0
C264	Manufacture of consumer electronics	26,776,689	43,468,636	-38.4	24,871,414	42,977,117	-42.1
C265	Manufacture of measuring, testing, navigating and control equipment; watches and clocks	4,935,464	2,423,973	103.6	4,744,516	2,164,867	119.2
C266	Manufacture of irradiation, electromedical and electrotherapeutic equipment	-	s	-	-	s	-
C267	Manufacture of optical instruments and photographic equipment	21,945,342	32,942,352	-33.4	19,890,507	30,323,755	-34.4

Table A Comparative Statistics for Manufacturing Establishments by Industry Group:
Philippines, 2018 and 2012 CPBI

(Values are in thousand pesos, except for number of establishments and employment. Details may not add-up to total due to rounding and/or statistical disclosure control.)

Continued

2009 PSIC Code	Industry Description	Total Revenue (in Thousand PhP)			Total Expense (in Thousand PhP)		
		2018	2012	Growth Rate (%)	2018	2012	Growth Rate (%)
C271	Manufacture of electric motors, generators, transformers and electricity distribution and control apparatus	19,901,374	7,120,850	179.5	17,996,285	6,287,277	186.2
C272	Manufacture of batteries and accumulators	11,758,010	6,700,514	75.5	9,909,146	6,191,340	60.0
C273	Manufacture of wiring and wiring devices	40,593,021	34,987,982	16.0	36,871,979	31,973,748	15.3
C274	Manufacture of electric lighting equipment	9,990,098	11,015,113	-9.3	9,479,414	10,155,373	-6.7
C275	Manufacture of domestic appliances	14,029,960	11,621,003	20.7	13,814,248	11,364,809	21.6
C279	Manufacture of other electrical equipment	78,342,887	49,007,899	59.9	69,532,755	40,297,341	72.5
C281	Manufacture of general purpose machinery	92,295,222	38,676,681	138.6	84,811,789	33,618,794	152.3
C282	Manufacture of special purpose machinery	38,651,655	11,762,891	228.6	36,897,288	11,298,498	226.6
C291	Manufacture of motor vehicles	52,091,395	95,358,309	-45.4	51,170,815	91,745,486	-44.2
C292	Manufacture of bodies (coachwork) for motor vehicles; manufacture of trailers and semi-trailers	3,354,458	2,047,970	63.8	2,888,249	1,840,701	56.9
C293	Manufacture of parts and accessories for motor vehicles	246,277,380	163,065,910	51.0	221,955,056	147,688,343	50.3
C301	Building of ships and boats	113,287,786	79,375,001	42.7	111,226,737	64,686,663	71.9
C302	Manufacture of railway locomotive and rolling stock	s	-	-	s	-	-
C303	Manufacture of air and spacecraft and related machinery	44,289,717	7,301,898	506.6	45,479,180	7,899,001	475.8
C309	Manufacture of transport equipment, n.e.c.	124,743,713	51,218,039	143.6	116,375,611	46,673,970	149.3
C310	Manufacture of furniture	34,135,632	24,310,114	40.4	31,772,941	22,602,922	40.6
C321	Manufacture of jewelry, bijouterie and related articles	2,490,530	1,831,837	36.0	2,375,677	1,700,616	39.7
C322	Manufacture of musical instruments	107,497	41,324	160.1	103,620	40,680	154.7
C323	Manufacture of sports goods	4,823,674	4,232,432	14.0	4,436,949	4,392,472	1.0
C324	Manufacture of games and toys	3,485,219	5,690,595	-38.8	3,321,362	4,806,796	-30.9
C325	Manufacture of medical and dental instruments and supplies	47,277,333	7,985,741	492.0	41,765,745	7,406,698	463.9
C329	Other manufacturing, n.e.c.	7,919,053	9,057,876	-12.6	7,030,844	8,507,520	-17.4
C331	Repair of fabricated metal products, machinery and equipment	38,759,401	25,902,340	49.6	32,370,213	22,416,196	44.4
C332	Installation of industrial machinery and equipment	354,066	73,310	383.0	232,996	71,263	227.0

Table A Comparative Statistics for Manufacturing Establishments by Industry Group:
Philippines, 2018 and 2012 CPBI

(Values are in thousand pesos, except for number of establishments and employment. Details may not add-up to total due to rounding and/or statistical disclosure control.)

2009 PSIC Code	Industry Description	Compensation (in Thousand PhP)			Other Expense (in Thousand PhP)		
		2018	2012	Growth Rate (%)	2018	2012	Growth Rate (%)
C	Manufacturing	411,212,892	278,575,449	47.6	4,857,072,348	3,628,951,893	33.8
C101	Processing and preserving of meat	8,352,378	3,261,606	156.1	88,765,766	45,952,027	93.2
C102	Processing and preserving of fish, crustaceans and mollusks	4,429,822	2,824,705	56.8	91,804,050	40,335,851	127.6
C103	Processing and preserving of fruits and vegetables	16,551,040	12,179,236	35.9	90,421,211	67,024,028	34.9
C104	Manufacture of vegetable and animal oils and fats	5,222,146	2,404,959	117.1	138,452,489	107,669,987	28.6
C105	Manufacture of dairy products	22,838,885	9,916,023	130.3	73,286,229	140,425,707	-47.8
C106	Manufacture of grain mill products, starches and starch products	3,732,221	4,666,722	-20.0	109,488,179	113,769,689	-3.8
C107	Manufacture of other food products	38,306,692	18,626,618	105.7	275,129,539	183,213,101	50.2
C108	Manufacture of prepared animal feeds	3,524,632	2,176,086	62.0	144,075,492	57,402,902	151.0
C110	Manufacture of beverages	14,116,591	10,770,963	31.1	329,845,278	146,671,200	124.9
C120	Manufacture of tobacco products	3,862,593	3,811,941	1.3	66,191,126	77,455,303	-14.5
C131	Spinning, weaving and finishing of textiles	1,318,346	1,163,263	13.3	8,175,223	14,166,270	-42.3
C139	Manufacture of other textiles	2,654,449	2,440,740	8.8	10,663,693	7,884,183	35.3
C141	Manufacture of wearing apparel, except fur apparel	19,657,385	15,145,176	29.8	38,105,093	40,760,701	-6.5
C142	Custom tailoring and dressmaking	707,957	402,042	76.1	1,392,977	1,571,889	-11.4
C143	Manufacture of knitted and crocheted apparel	1,892,774	656,751	188.2	4,021,389	2,525,675	59.2
C151	Tanning and dressing of leather; manufacture of luggage and handbags	5,841,433	1,497,053	290.2	18,084,699	9,005,143	100.8
C152	Manufacture of footwear	1,496,419	834,550	79.3	6,074,746	4,544,075	33.7
C161	Sawmilling and xliilanning of wood	216,834	160,236	35.3	2,066,933	1,148,426	80.0
C162	Manufacture of products of wood, cork, straw and plaiting materials	2,781,014	2,556,747	8.8	41,833,401	31,570,727	32.5
C170	Manufacture of p aper and paper products	6,200,261	3,675,081	68.7	101,192,528	51,183,417	97.7
C181	Printing and service activities related to printing	5,694,406	4,444,482	28.1	31,456,602	26,548,287	18.5
C182	Reproduction of recorded media	19,243	10,132	89.9	220,584	143,943	53.2
C192	Manufacture of refined petroleum products	3,517,730	3,447,174	2.0	315,194,589	468,678,830	-32.7
C199	Manufacture of other fuel products	133,197	-	-	3,549,370	-	-

Table A Comparative Statistics for Manufacturing Establishments by Industry Group:
Philippines, 2018 and 2012 CPBI

(Values are in thousand pesos, except for number of establishments and employment. Details may not add-up to total due to rounding and/or statistical disclosure control.)

Continued

2009 PSIC Code	Industry Description	Compensation (in Thousand PhP)			Other Expense (in Thousand PhP)		
		2018	2012	Growth Rate (%)	2018	2012	Growth Rate (%)
C201	Manufacture of basic chemicals	4,200,610	5,320,354	-21.0	117,364,999	124,963,098	-6.1
C202	Manufacture of other chemical products, n.e.c.	12,302,038	8,578,040	43.4	191,689,620	96,793,202	98.0
C203	Manufacture of man-made fibers	s	s	-	s	s	-
C210	Manufacture of pharmaceuticals, medicinal chemical and botanical products	11,916,380	8,120,358	46.7	66,921,490	54,160,990	23.6
C221	Manufacture of rubber products	3,833,801	2,246,803	70.6	21,830,506	25,270,748	-13.6
C222	Manufacture of plastics products	13,375,372	7,607,167	75.8	126,065,073	76,277,914	65.3
C231	Manufacture of glass and glass products	2,218,588	1,475,992	50.3	20,945,165	15,941,689	31.4
C239	Manufacture of non-metallic mineral products, n.e.c.	10,313,756	8,422,100	22.5	180,395,878	104,772,852	72.2
C241	Manufacture of basic iron and steel	4,982,050	4,037,070	23.4	182,263,944	101,518,447	79.5
C242	Manufacture of basic precious and other non-ferrous metals	2,572,218	1,719,797	49.6	155,730,226	72,354,743	115.2
C243	Casting of metals	1,524,852	1,209,152	26.1	12,627,311	17,166,184	-26.4
C251	Manufacture of structural metal products, tanks, reservoirs and steam generators	4,765,271	4,554,589	4.6	35,804,993	17,405,683	105.7
C252	Manufacture of weapons and ammunition	101,528	612,220	-83.4	322,124	1,434,179	-77.5
C259	Manufacture of other fabricated metal products; metal working service activities	9,483,081	6,903,067	37.4	77,298,298	55,879,069	38.3
C261	Manufacture of electronic components	58,482,371	38,627,580	51.4	521,851,211	472,380,434	10.5
C262	Manufacture of computers and peripheral equipment and accessories	11,745,418	15,581,872	-24.6	230,773,652	146,666,925	57.3
C263	Manufacture of communication equipment	669,081	237,558	181.6	8,081,644	3,276,093	146.7
C264	Manufacture of consumer electronics	2,613,044	1,987,247	31.5	22,258,370	40,989,871	-45.7
C265	Manufacture of measuring, testing, navigating and control equipment; watches and clocks	1,037,354	852,034	21.8	3,707,163	1,312,832	182.4
C266	Manufacture of irradiation, electromedical and electrotherapeutic equipment	-	s	-	-	s	-
C267	Manufacture of optical instruments and photographic equipment	2,054,320	3,963,068	-48.2	17,836,187	26,360,687	-32.3

Table A Comparative Statistics for Manufacturing Establishments by Industry Group:
Philippines, 2018 and 2012 CPBI

(Values are in thousand pesos, except for number of establishments and employment. Details may not add-up to total due to rounding and/or statistical disclosure control.)

Continued

2009 PSIC Code	Industry Description	Compensation (in Thousand PhP)			Other Expense (in Thousand PhP)		
		2018	2012	Growth Rate (%)	2018	2012	Growth Rate (%)
C271	Manufacture of electric motors, generators, transformers and electricity distribution and control apparatus	2,184,595	634,596	244.2	15,811,690	5,652,681	179.7
C272	Manufacture of batteries and accumulators	870,993	81,443	969.5	9,038,153	6,109,897	47.9
C273	Manufacture of wiring and wiring devices	2,844,330	1,619,558	75.6	34,027,649	30,354,190	12.1
C274	Manufacture of electric lighting equipment	1,245,006	1,256,680	-0.9	8,234,408	8,898,693	-7.5
C275	Manufacture of domestic appliances	814,494	834,735	-2.4	12,999,754	10,530,073	23.5
C279	Manufacture of other electrical equipment	5,252,889	1,513,594	247.0	64,279,866	38,783,747	65.7
C281	Manufacture of general purpose machinery	5,307,776	2,926,320	81.4	79,504,013	30,692,473	159.0
C282	Manufacture of special purpose machinery	4,091,593	1,574,149	159.9	32,805,696	9,724,348	237.4
C291	Manufacture of motor vehicles	2,762,212	3,442,429	-19.8	48,408,603	88,303,057	-45.2
C292	Manufacture of bodies (coachwork) for motor vehicles; manufacture of trailers and semi-trailers	372,352	204,642	82.0	2,515,898	1,636,059	53.8
C293	Manufacture of parts and accessories for motor vehicles	23,403,556	14,372,204	62.8	198,551,499	133,316,139	48.9
C301	Building of ships and boats	2,675,483	4,206,369	-36.4	108,551,254	60,480,294	79.5
C302	Manufacture of railway locomotive and rolling stock	s	-	-	s	-	-
C303	Manufacture of air and spacecraft and related machinery	3,693,297	2,417,876	52.7	41,785,883	5,481,124	662.4
C309	Manufacture of transport equipment, n.e.c.	3,720,938	2,538,631	46.6	112,654,673	44,135,339	155.2
C310	Manufacture of furniture	4,778,899	3,721,643	28.4	26,994,042	18,881,279	43.0
C321	Manufacture of jewelry, bijouterie and related articles	443,313	472,282	-6.1	1,932,364	1,228,334	57.3
C322	Manufacture of musical instruments	27,350	12,003	127.9	76,270	28,678	166.0
C323	Manufacture of sports goods	847,411	707,839	19.7	3,589,539	3,684,633	-2.6
C324	Manufacture of games and toys	841,602	423,409	98.8	2,479,760	4,383,387	-43.4
C325	Manufacture of medical and dental instruments and supplies	5,088,963	1,334,615	281.3	36,676,782	6,072,083	504.0
C329	Other manufacturing, n.e.c.	1,282,855	1,314,169	-2.4	5,747,989	7,193,351	-20.1
C331	Repair of fabricated metal products, machinery and equipment	7,325,373	3,792,926	93.1	25,044,841	18,623,270	34.5
C332	Installation of industrial machinery and equipment	43,290	31,841	36.0	189,706	39,422	381.2

Table A Comparative Statistics for Manufacturing Establishments by Industry Group:
Philippines, 2018 and 2012 CPBI

(Values are in thousand pesos, except for number of establishments and employment. Details may not add-up to total due to rounding and/or statistical disclosure control.)

Continued

2009 PSIC Code	Industry Description	Value of Output (in Thousand PhP)			Intermediate Expense (in Thousand PhP)		
		2018	2012	Growth Rate (%)	2018	2012	Growth Rate (%)
C	Manufacturing	5,567,485,270	4,467,492,226	24.6	3,883,085,577	3,005,596,703	29.2
C101	Processing and preserving of meat	102,970,896	51,136,321	101.4	75,124,732	37,791,950	98.8
C102	Processing and preserving of fish, crustaceans and mollusks	107,397,229	45,182,095	137.7	78,189,694	36,146,184	116.3
C103	Processing and preserving of fruits and vegetables	59,585,489	81,550,650	-26.9	41,943,969	52,661,366	-20.4
C104	Manufacture of vegetable and animal oils and fats	144,139,969	133,436,910	8.0	118,196,364	102,590,883	15.2
C105	Manufacture of dairy products	53,049,994	175,047,633	-69.7	44,486,113	88,334,740	-49.6
C106	Manufacture of grain mill products, starches and starch products	122,201,194	134,465,429	-9.1	94,062,277	103,132,966	-8.8
C107	Manufacture of other food products	350,015,512	221,449,393	58.1	208,100,353	147,305,212	41.3
C108	Manufacture of prepared animal feeds	153,836,481	62,915,503	144.5	122,233,881	53,289,502	129.4
C110	Manufacture of beverages	395,374,738	195,120,072	102.6	186,533,678	90,339,500	106.5
C120	Manufacture of tobacco products	81,253,204	79,145,640	2.7	14,048,088	29,652,810	-52.6
C131	Spinning, weaving and finishing of textiles	9,860,224	15,617,388	-36.9	7,446,218	13,079,031	-43.1
C139	Manufacture of other textiles	13,498,695	10,729,899	25.8	9,470,645	7,047,106	34.4
C141	Manufacture of wearing apparel, except fur apparel	60,686,540	60,058,440	1.0	31,296,697	35,066,506	-10.8
C142	Custom tailoring and dressmaking	1,915,057	2,003,805	-4.4	849,113	1,288,229	-34.1
C143	Manufacture of knitted and crocheted apparel	6,157,311	3,013,899	104.3	2,976,756	2,054,261	44.9
C151	Tanning and dressing of leather; manufacture of luggage and handbags	28,489,351	11,165,154	155.2	15,967,541	8,155,427	95.8
C152	Manufacture of footwear	7,964,327	5,963,369	33.6	5,102,313	4,142,200	23.2
C161	Sawmilling and planing of wood	2,284,846	1,339,359	70.6	1,758,929	949,103	85.3
C162	Manufacture of products of wood, cork, straw and plaiting materials	49,435,537	38,950,020	26.9	39,153,880	29,520,527	32.6
C170	Manufacture of paper and paper products	113,746,797	57,449,898	98.0	89,501,695	46,441,099	92.7
C181	Printing and service activities related to printing	39,017,688	33,583,136	16.2	25,373,299	23,036,144	10.1
C182	Reproduction of recorded media	253,171	164,681	53.7	168,478	126,555	33.1
C192	Manufacture of refined petroleum products	394,347,568	477,579,609	-17.4	323,194,533	430,285,422	-24.9
C199	Manufacture of other fuel products	3,733,352	-	-	2,928,197	-	-

Table A Comparative Statistics for Manufacturing Establishments by Industry Group:
Philippines, 2018 and 2012 CPBI

(Values are in thousand pesos, except for number of establishments and employment. Details may not add-up to total due to rounding and/or statistical disclosure control.)

Continued

2009 PSIC Code	Industry Description	Value of Output (in Thousand PhP)			Intermediate Expense (in Thousand PhP)		
		2018	2012	Growth Rate (%)	2018	2012	Growth Rate (%)
C201	Manufacture of basic chemicals	126,210,771	122,798,875	2.8	99,270,720	98,991,481	0.3
C202	Manufacture of other chemical products, n.e.c.	227,751,299	114,466,842	99.0	131,267,739	59,563,142	120.4
C203	Manufacture of man-made fibers	s	s	-	s	s	-
C210	Manufacture of pharmaceuticals, medicinal chemical and botanical products	73,175,234	51,709,605	41.5	42,149,305	22,353,069	88.6
C221	Manufacture of rubber products	32,863,493	27,476,385	19.6	14,444,761	21,332,492	-32.3
C222	Manufacture of plastics products	149,333,853	91,061,595	64.0	114,640,565	68,847,205	66.5
C231	Manufacture of glass and glass products	26,273,798	16,841,364	56.0	16,292,101	11,692,306	39.3
C239	Manufacture of non-metallic mineral products, n.e.c.	205,923,561	137,687,177	49.6	142,133,552	85,166,090	66.9
C241	Manufacture of basic iron and steel	152,044,305	109,928,350	38.3	124,500,620	94,796,135	31.3
C242	Manufacture of basic precious and other non-ferrous metals	159,283,050	73,469,295	116.8	126,989,701	64,439,346	97.1
C243	Casting of metals	15,460,538	18,580,684	-16.8	11,557,423	15,188,112	-23.9
C251	Manufacture of structural metal products, tanks, reservoirs and steam generators	42,390,378	23,137,424	83.2	30,607,946	15,392,791	98.8
C252	Manufacture of weapons and ammunition	595,372	2,287,778	-74.0	337,300	1,272,942	-73.5
C259	Manufacture of other fabricated metal products; metal working service activities	90,945,322	67,217,919	35.3	65,132,210	49,501,632	31.6
C261	Manufacture of electronic components	632,967,251	750,602,431	-15.7	443,342,350	403,850,246	9.8
C262	Manufacture of computers and peripheral equipment and accessories	259,933,244	246,564,974	5.4	213,115,176	123,941,771	71.9
C263	Manufacture of communication equipment	9,129,492	3,864,217	136.3	7,108,176	2,737,986	159.6
C264	Manufacture of consumer electronics	25,779,391	43,696,319	-41.0	18,568,547	39,506,175	-53.0
C265	Manufacture of measuring, testing, navigating and control equipment; watches and clocks	4,925,165	2,439,780	101.9	3,325,510	1,022,258	225.3
C266	Manufacture of irradiation, electromedical and electrotherapeutic equipment	-	s	-	-	s	-
C267	Manufacture of optical instruments and photographic equipment	23,213,850	33,096,601	-29.9	16,431,635	24,063,911	-31.7

Table A Comparative Statistics for Manufacturing Establishments by Industry Group:
Philippines, 2018 and 2012 CPBI *(continued)*

(Values are in thousand pesos, except for number of establishments and employment. Details may not add-up to total due to rounding and/or statistical disclosure control.)

Continued

2009 PSIC Code	Industry Description	Value of Output (in Thousand PhP)			Intermediate Expense (in Thousand PhP)		
		2018	2012	Growth Rate (%)	2018	2012	Growth Rate (%)
C271	Manufacture of electric motors, generators, transformers and electricity distribution and control apparatus	19,826,707	7,311,384	171.2	14,098,785	5,100,625	176.4
C272	Manufacture of batteries and accumulators	12,675,339	6,796,840	86.5	9,630,335	5,224,535	84.3
C273	Manufacture of wiring and wiring devices	40,782,546	34,331,244	18.8	32,056,687	28,292,752	13.3
C274	Manufacture of electric lighting equipment	10,098,359	10,311,143	-2.1	7,316,772	7,594,274	-3.7
C275	Manufacture of domestic appliances	13,964,447	11,470,156	21.7	11,000,778	8,275,208	32.9
C279	Manufacture of other electrical equipment	78,455,028	48,642,180	61.3	54,511,262	35,465,817	53.7
C281	Manufacture of general purpose machinery	86,104,117	38,170,660	125.6	66,900,577	25,816,682	159.1
C282	Manufacture of special purpose machinery	37,091,806	11,277,581	228.9	26,552,274	7,760,094	242.2
C291	Manufacture of motor vehicles	53,363,036	93,833,571	-43.1	40,911,709	82,108,132	-50.2
C292	Manufacture of bodies (coachwork) for motor vehicles; manufacture of trailers and semi-trailers	3,204,549	2,016,682	58.9	2,027,100	1,451,955	39.6
C293	Manufacture of parts and accessories for motor vehicles	243,667,711	157,558,470	54.7	168,528,714	114,667,250	47.0
C301	Building of ships and boats	112,341,997	79,172,101	41.9	86,426,187	49,975,689	72.9
C302	Manufacture of railway locomotive and rolling stock	s	-	-	s	-	-
C303	Manufacture of air and spacecraft and related machinery	42,102,180	7,379,115	470.6	29,818,961	3,348,065	790.6
C309	Manufacture of transport equipment, n.e.c.	114,181,040	47,060,800	142.6	85,398,575	34,436,910	148.0
C310	Manufacture of furniture	33,437,318	23,760,800	40.7	23,373,890	16,428,099	42.3
C321	Manufacture of jewelry, bijouterie and related articles	2,483,847	1,823,903	36.2	1,658,382	1,014,317	63.5
C322	Manufacture of musical instruments	111,109	43,242	156.9	59,906	21,252	181.9
C323	Manufacture of sports goods	4,793,937	4,226,841	13.4	3,292,378	3,245,040	1.5
C324	Manufacture of games and toys	3,464,992	5,499,163	-37.0	2,115,388	3,962,101	-46.6
C325	Manufacture of medical and dental instruments and supplies	47,530,042	7,919,107	500.2	31,748,205	4,549,025	597.9
C329	Other manufacturing, n.e.c.	7,976,394	8,912,592	-10.5	5,121,898	6,015,273	-14.9
C331	Repair of fabricated metal products, machinery and equipment	38,148,893	25,765,651	48.1	19,245,245	14,605,938	31.8
C332	Installation of industrial machinery and equipment	298,476	65,217	357.7	126,774	10,195	1,143.5

Table A Comparative Statistics for Manufacturing Establishments by Industry Group:
Philippines, 2018 and 2012 CPBI

(Values are in thousand pesos, except for number of establishments and employment. Details may not add-up to total due to rounding and/or statistical disclosure control.)

Continued

2009 PSIC Code	Industry Description	Value Added (in Thousand PhP)			Gross Addition to Tangible Fixed Assets (in Thousand PhP)		
		2018	2012	Growth Rate (%)	2018	2012	Growth Rate (%)
C	Manufacturing	1,889,421,163	1,158,536,266	63.1	292,032,937	149,961,964	94.7
C101	Processing and preserving of meat	29,890,748	7,792,624	283.6	2,939,080	178,059	1,550.6
C102	Processing and preserving of fish, crustaceans and mollusks	32,574,263	6,814,298	378.0	1,169,773	352,152	232.2
C103	Processing and preserving of fruits and vegetables	30,174,010	18,949,598	59.2	2,294,669	741,686	209.4
C104	Manufacture of vegetable and animal oils and fats	29,347,577	26,639,257	10.2	1,855,834	1,621,613	14.4
C105	Manufacture of dairy products	6,128,832	45,669,789	-86.6	718,770	1,286,782	-44.1
C106	Manufacture of grain mill products, starches and starch products	34,433,173	24,850,718	38.6	6,843,683	1,938,669	253.0
C107	Manufacture of other food products	157,963,240	52,401,250	201.4	9,509,778	4,512,351	110.7
C108	Manufacture of prepared animal feeds	30,532,437	7,037,771	333.8	5,713,512	1,102,824	418.1
C110	Manufacture of beverages	249,245,411	85,995,009	189.8	7,560,438	2,674,445	182.7
C120	Manufacture of tobacco products	66,817,465	41,454,721	61.2	842,130	2,146,109	-60.8
C131	Spinning, weaving and finishing of textiles	3,739,418	2,079,992	79.8	259,634	284,901	-8.9
C139	Manufacture of other textiles	4,824,142	3,227,029	49.5	130,030	506,331	-74.3
C141	Manufacture of wearing apparel, except fur apparel	30,666,731	21,469,651	42.8	839,357	798,719	5.1
C142	Custom tailoring and dressmaking	1,401,160	578,565	142.2	100,863	7,183	1,304.2
C143	Manufacture of knitted and crocheted apparel	3,962,886	841,735	370.8	14,205	238,956	-94.1
C151	Tanning and dressing of leather; manufacture of luggage and handbags	12,843,662	2,667,039	381.6	505,095	74,365	579.2
C152	Manufacture of footwear	3,039,334	1,505,922	101.8	93,383	43,219	116.1
C161	Sawmilling and lxxlanning of wood	1,073,039	303,875	253.1	187,691	17,526	970.9
C162	Manufacture of products of wood, cork, straw and plaiting materials	10,896,638	8,208,814	32.7	948,513	381,692	148.5
C170	Manufacture of p aper and paper products	27,636,671	8,780,290	214.8	2,438,305	810,991	200.7
C181	Printing and service activities related to printing	18,192,196	8,815,611	106.4	1,277,291	845,681	51.0
C182	Reproduction of recorded media	95,528	26,141	265.4	347,227	178	194,971.3

Table A Comparative Statistics for Manufacturing Establishments by Industry Group:
Philippines, 2018 and 2012 CPBI

(Values are in thousand pesos, except for number of establishments and employment. Details may not add-up to total due to rounding and/or statistical disclosure control.)

Continued

2009 PSIC Code	Industry Description	Value Added (in Thousand PhP)			Gross Addition to Tangible Fixed Assets (in Thousand PhP)		
		2018	2012	Growth Rate (%)	2018	2012	Growth Rate (%)
C192	Manufacture of refined petroleum products	67,268,628	25,542,683	163.4	5,654,330	43,374,483	-87.0
C199	Manufacture of other fuel products	797,771	-	-	-	-	-
C201	Manufacture of basic chemicals	30,254,768	13,971,428	116.5	4,275,157	16,489,681	-74.1
C202	Manufacture of other chemical products, n.e.c.	125,859,192	27,841,674	352.1	4,108,690	7,817,428	-47.4
C203	Manufacture of man-made fibers	s	s	-	s	s	-
C210	Manufacture of pharmaceuticals, medicinal chemical and botanical products	60,684,228	16,588,540	265.8	2,558,463	6,132,986	-58.3
C221	Manufacture of rubber products	20,811,709	4,941,098	321.2	3,587,821	950,624	277.4
C222	Manufacture of plastics products	43,795,720	17,951,357	144.0	4,270,020	1,817,342	135.0
C231	Manufacture of glass and glass products	10,779,749	3,065,919	251.6	212,890	617,938	-65.5
C239	Manufacture of non-metallic mineral products, n.e.c.	79,236,275	42,083,182	88.3	12,272,413	9,486,123	29.4
C241	Manufacture of basic iron and steel	32,670,852	11,743,532	178.2	1,219,003	1,036,643	17.6
C242	Manufacture of basic precious and other non-ferrous metals	30,852,579	6,023,427	412.2	6,841,606	2,134,477	220.5
C243	Casting of metals	4,374,122	2,579,402	69.6	746,665	342,583	118.0
C251	Manufacture of structural metal products, tanks, reservoirs and steam generators	13,864,300	7,006,070	97.9	667,068	1,979,791	-66.3
C252	Manufacture of weapons and ammunition	315,590	884,282	-64.3	9,929	-	-
C259	Manufacture of other fabricated metal products; metal working service activities	29,052,421	14,519,707	100.1	2,700,062	1,451,599	86.0
C261	Manufacture of electronic components	189,190,027	321,888,686	-41.2	172,533,425	7,630,561	2,161.1
C262	Manufacture of computers and peripheral equipment and accessories	55,774,613	114,443,631	-51.3	5,952	922,269	-99.4
C263	Manufacture of communication equipment	2,060,498	914,483	125.3	277,345	3,541	7,732.4
C264	Manufacture of consumer electronics	8,081,681	3,656,600	121.0	606,455	341,632	77.5
C265	Manufacture of measuring, testing, navigating and control equipment; watches and clocks	1,767,224	1,209,616	46.1	84,830	-6,130	-1,483.8
C266	Manufacture of irradiation, electromedical and electrotherapeutic equipment	-	s	-	-	s	-
C267	Manufacture of optical instruments and photographic equipment	6,884,175	7,832,048	-12.1	1,369,176	1,012,673	35.2
C271	Manufacture of electric motors, generators, transformers and electricity distribution and control apparatus	5,975,986	1,720,354	247.4	669,190	223,802	199.0

Table A Comparative Statistics for Manufacturing Establishments by Industry Group:
Philippines, 2018 and 2012 CPBI

(Values are in thousand pesos, except for number of establishments and employment. Details may not add-up to total due to rounding and/or statistical disclosure control.)

Continued

2009 PSIC Code	Industry Description	Value Added (in Thousand PhP)			Gross Addition to Tangible Fixed Assets (in Thousand PhP)		
		2018	2012	Growth Rate (%)	2018	2012	Growth Rate (%)
C272	Manufacture of batteries and accumulators	3,134,020	1,098,748	185.2	5,279	1,013	421.1
C273	Manufacture of wiring and wiring devices	9,459,710	5,325,742	77.6	595,503	389,818	52.8
C274	Manufacture of electric lighting equipment	2,654,912	1,993,348	33.2	282,098	336,003	-16.0
C275	Manufacture of domestic appliances	4,287,795	1,300,401	229.7	15,457	244,902	-93.7
C279	Manufacture of other electrical equipment	25,874,626	10,854,724	138.4	1,043,317	4,582	22,669.9
C281	Manufacture of general purpose machinery	23,340,236	9,189,660	154.0	3,319,725	3,569,156	-7.0
C282	Manufacture of special purpose machinery	11,066,956	2,838,924	289.8	564,149	994,356	-43.3
C291	Manufacture of motor vehicles	7,792,771	7,616,132	2.3	551,530	639,269	-13.7
C292	Manufacture of bodies (coachwork) for motor vehicles; manufacture of trailers and semi-trailers	1,311,098	499,636	162.4	24,948	111,257	-77.6
C293	Manufacture of parts and accessories for motor vehicles	80,518,766	36,140,378	122.8	7,292,674	11,053,671	-34.0
C301	Building of ships and boats	9,497,567	24,572,489	-61.3	922,332	3,117,242	-70.4
C302	Manufacture of railway locomotive and rolling stock	s	-	-	-	-	-
C303	Manufacture of air and spacecraft and related machinery	10,132,201	3,077,453	229.2	1,842,200	1,536,696	19.9
C309	Manufacture of transport equipment, n.e.c.	36,662,729	8,856,895	313.9	967,017	1,478,168	-34.6
C310	Manufacture of furniture	12,379,493	6,072,204	103.9	564,876	361,719	56.2
C321	Manufacture of jewelry, bijouterie and related articles	950,781	674,583	40.9	11,007	8,033	37.0
C322	Manufacture of musical instruments	54,191	14,832	265.4	1,854	422	339.3
C323	Manufacture of sports goods	1,601,011	653,499	145.0	76,987	51,401	49.8
C324	Manufacture of games and toys	1,312,105	1,377,902	-4.8	51,145	27,759	84.2
C325	Manufacture of medical and dental instruments and supplies	17,066,926	2,584,296	560.4	1,433,759	941,508	52.3
C329	Other manufacturing, n.e.c.	3,200,317	2,422,554	32.1	69,796	63,012	10.8
C331	Repair of fabricated metal products, machinery and equipment	20,887,151	8,808,064	137.1	1,085,335	692,648	56.7
C332	Installation of industrial machinery and equipment	202,806	34,117	494.4	6,019	1,461	312.0

Table A Comparative Statistics for Manufacturing Establishments by Industry Group:
Philippines, 2018 and 2012 CPBI

(Values are in thousand pesos, except for number of establishments and employment. Details may not add-up to total due to rounding and/or statistical disclosure control.)

Continued

2009 PSIC Code	Industry Description	Change in Inventories (in Thousand PhP)			Subsidies (in Thousand PhP)		
		2018	2012	Growth Rate (%)	2018	2012	Growth Rate (%)
C	Manufacturing	31,659,116	3,590,933	781.6	4,565,264	5,841,322	-21.8
C101	Processing and preserving of meat	4,116,942	1,536,006	168.0	-	-	-
C102	Processing and preserving of fish, crustaceans and mollusks	4,686,139	1,211,109	286.9	13	-	-
C103	Processing and preserving of fruits and vegetables	1,609,842	-918,996	-275.2	14,504	175	8,188.0
C104	Manufacture of vegetable and animal oils and fats	7,609,040	277,269	2,644.3	18,773	28,931	-35.1
C105	Manufacture of dairy products	-822,961	-24,411	3,271.3	-	882	-
C106	Manufacture of grain mill products, starches and starch products	7,645,836	-2,436,065	-413.9	107,885	2,686	3,916.6
C107	Manufacture of other food products	1,108,692	1,438,086	-22.9	237,581	101,639	133.7
C108	Manufacture of prepared animal feeds	10,100,859	686,746	1,370.8	6,856	11,132	-38.4
C110	Manufacture of beverages	3,907,853	19,558	19,880.8	181	4,016	-95.5
C120	Manufacture of tobacco products	408,033	10,270,267	-104.0	-	-	-
C131	Spinning, weaving and finishing of textiles	194,258	-60,354	-421.9	2,027	268,622	-99.2
C139	Manufacture of other textiles	373,489	427,221	-12.6	60,833	10,030	506.5
C141	Manufacture of wearing apparel, except fur apparel	2,080,527	368,531	464.5	126,177	27,369	361.0
C142	Custom tailoring and dressmaking	41,398	28,736	44.1	7,036	-	-
C143	Manufacture of knitted and crocheted apparel	232,433	-295,314	-178.7	-	37,098	-
C151	Tanning and dressing of leather; manufacture of luggage and handbags	488,160	-900,161	-154.2	198	-	-
C152	Manufacture of footwear	289,261	126,266	129.1	1,975	-	-
C161	Sawmilling and lxxiilanning of wood	129,660	13,624	851.7	-	-	-
C162	Manufacture of products of wood, cork, straw and plaiting materials	1,077,517	673,517	60.0	228	8	2,750.0
C170	Manufacture of p aper and paper products	4,480,588	713,743	527.8	99,601	-	-
C181	Printing and service activities related to printing	150,912	171,777	-12.1	8,085	179,949	-95.5
C182	Reproduction of recorded media	14,068	-36	-39,177.8	-	-	-
C192	Manufacture of refined petroleum products	44,067,134	3,464,133	1,172.1	-	-	-
C199	Manufacture of other fuel products	160,254	-	-	-	-	-

Table A Comparative Statistics for Manufacturing Establishments by Industry Group:
Philippines, 2018 and 2012 CPBI

(Values are in thousand pesos, except for number of establishments and employment. Details may not add-up to total due to rounding and/or statistical disclosure control.)

Continued

2009 PSIC Code	Industry Description	Change in Inventories (in Thousand PhP)			Subsidies (in Thousand PhP)		
		2018	2012	Growth Rate (%)	2018	2012	Growth Rate (%)
C201	Manufacture of basic chemicals	2,595,965	-1,088,820	-338.4	-	-	-
C202	Manufacture of other chemical products, n.e.c.	2,849,915	470,884	505.2	202,352	-	-
C203	Manufacture of man-made fibers	s	s	-	s	s	-
C210	Manufacture of pharmaceuticals, medicinal chemical and botanical products	-7,859,603	511,842	1,635.6	266	37,417	-99.3
C221	Manufacture of rubber products	1,613,993	182,321	785.2	-	12,298	-
C222	Manufacture of plastics products	5,951,083	1,247,301	377.1	191,164	32,473	488.7
C231	Manufacture of glass and glass products	2,827,842	95,755	2,853.2	-	-	-
C239	Manufacture of non-metallic mineral products, n.e.c.	3,342,315	1,672,045	99.9	4,117	-	-
C241	Manufacture of basic iron and steel	6,916,091	-706,325	1,079.2	17,288	2,533	582.5
C242	Manufacture of basic precious and other non-ferrous metals	17,630,695	5,180,344	-440.3	17,169	-	-
C243	Casting of metals	440,620	-153,382	-387.3	-	64,168	-
C251	Manufacture of structural metal products, tanks, reservoirs and steam generators	2,049,812	562,928	264.1	136,164	130,196	4.6
C252	Manufacture of weapons and ammunition	104,024	117,975	-11.8	-	-	-
C259	Manufacture of other fabricated metal products; metal working service activities	2,112,944	298,913	606.9	121	89	36.0
C261	Manufacture of electronic components	93,567,102	15,706,440	495.7	154,900	2,180,502	-92.9
C262	Manufacture of computers and peripheral equipment and accessories	2,974,236	3,932,188	-24.4	-	-	-
C263	Manufacture of communication equipment	43,560	-438,084	-109.9	-	-	-
C264	Manufacture of consumer electronics	-419,582	1,367,174	-130.7	28,725	4,500	538.3
C265	Manufacture of measuring, testing, navigating and control equipment; watches and clocks	-101,404	11,762	-962.1	800	-	-
C266	Manufacture of irradiation, electromedical and electrotherapeutic equipment	-	s	-	-	s	-
C267	Manufacture of optical instruments and photographic equipment	647,907	788,526	-17.8	41,145	-	-
C271	Manufacture of electric motors, generators, transformers and electricity distribution and control apparatus	848,814	368,404	130.4	4,695	-	-

Table A Comparative Statistics for Manufacturing Establishments by Industry Group:
Philippines, 2018 and 2012 CPBI

(Values are in thousand pesos, except for number of establishments and employment. Details may not add-up to total due to rounding and/or statistical disclosure control.)

Continued

2009 PSIC Code	Industry Description	Change in Inventories (in Thousand PhP)			Subsidies (in Thousand PhP)		
		2018	2012	Growth Rate (%)	2018	2012	Gro wth Rate (%)
C272	Manufacture of batteries and accumulators	1,166,493	327,484	256.2	-	-	-
C273	Manufacture of wiring and wiring devices	2,456,332	-203,673	1,306.0	-	4,253	-
C274	Manufacture of electric lighting equipment	509,942	-73,254	-796.1	-	-	-
C275	Manufacture of domestic appliances	67,173	-119,739	-156.1	-	515	-
C279	Manufacture of other electrical equipment	401,177	-860,708	-146.6	-	2,534,779	-
C281	Manufacture of general purpose machinery	2,740,938	1,820,590	50.6	274,898	-	-
C282	Manufacture of special purpose machinery	537,069	-199,816	-368.8	32,611	29,679	9.9
C291	Manufacture of motor vehicles	4,319,468	5,165,439	-16.4	2,768	-	-
C292	Manufacture of bodies (coachwork) for motor vehicles; manufacture of trailers and semi-trailers	-352,792	-49,420	613.9	-	-	-
C293	Manufacture of parts and accessories for motor vehicles	3,096,280	718,475	331.0	501,628	-	-
C301	Building of ships and boats	-49,924	3,340,181	-101.5	1,762,299	-	-
C302	Manufacture of railway locomotive and rolling stock	s	-	-	s	-	-
C303	Manufacture of air and spacecraft and related machinery	-2,294,946	320,054	-817.0	442,497	-	-
C309	Manufacture of transport equipment, n.e.c.	5,635,615	-2,654,060	-312.3	-	98,524	-
C310	Manufacture of furniture	1,099,253	264,456	315.7	7,590	22,756	66.6
C321	Manufacture of jewelry, bijouterie and related articles	39,510	37,294	5.9	12,775	-	-
C322	Manufacture of musical instruments	6,295	2,089	201.3	-	-	-
C323	Manufacture of sports goods	-256,412	57,496	-546.0	-	-	-
C324	Manufacture of games and toys	-71,049	-319,109	-77.7	-	-	-
C325	Manufacture of medical and dental instruments and supplies	2,046,428	355,392	475.8	1,238	14,102	91.2
C329	Other manufacturing, n.e.c.	464,765	-73,582	-731.6	24,226	-	-
C331	Repair of fabricated metal products, machinery and equipment	220,409	778,624	-71.7	11,878	-	-
C332	Installation of industrial machinery and equipment	-12,790	155	8,351.6	-	-	-

Table A Comparative Statistics for Manufacturing Establishments by Industry Group:
Philippines, 2018 and 2012 CPBI

(Values are in thousand pesos, except for number of establishments and employment. Details may not add-up to total due to rounding and/or statistical disclosure control.)

Continued

2009 PSIC Code	Industry Description	Sales of E-Commerce Transactions (in Thousand PhP)		
		2018	2012	Growth Rate (%)
C	Manufacturing	12,292,401	18,835,093	-34.7
C101	Processing and preserving of meat	-	3,441,154	-
C102	Processing and preserving of fish, crustaceans and mollusks	-	61,600	-
C103	Processing and preserving of fruits and vegetables	-	19,533	-
C104	Manufacture of vegetable and animal oils and fats	-	-	-
C105	Manufacture of dairy products	-	-	-
C106	Manufacture of grain mill products, starches and starch products	-	-	-
C107	Manufacture of other food products	267,611	211,916	26.3
C108	Manufacture of prepared animal feeds	-	615	-
C110	Manufacture of beverages	-	1,420,267	-
C120	Manufacture of tobacco products	-	-	-
C131	Spinning, weaving and finishing of textiles	-	-	-
C139	Manufacture of other textiles	128,125	118,617	8.0
C141	Manufacture of wearing apparel, except fur apparel	8,692	6,099	42.5
C142	Custom tailoring and dressmaking	-	-	-
C143	Manufacture of knitted and crocheted apparel	-	-	-
C151	Tanning and dressing of leather; manufacture of luggage and handbags	-	-	-
C152	Manufacture of footwear	4,167	7,379	-43.5
C161	Sawmilling and lxxvlanning of wood	-	60	-
C162	Manufacture of products of wood, cork, straw and plaiting materials	30,799	-	-
C170	Manufacture of p aper and paper products	624,516	-	-
C181	Printing and service activities related to printing	50,199	-	-
C182	Reproduction of recorded media	-	-	-
C192	Manufacture of refined petroleum products	-	-	-
C199	Manufacture of other fuel products	-	-	-

Table A Comparative Statistics for Manufacturing Establishments by Industry Group:
Philippines, 2018 and 2012 CPBI

(Values are in thousand pesos, except for number of establishments and employment. Details may not add-up to total due to rounding and/or statistical disclosure control.)

Continued

2009 PSIC Code	Industry Description	Sales of E-Commerce Transactions (in Thousand PhP)		
		2018	2012	Growth Rate (%)
C201	Manufacture of basic chemicals	-	-	-
C202	Manufacture of other chemical products, n.e.c.	1,243	16,133	-92.3
C203	Manufacture of man-made fibers	s	s	-
C210	Manufacture of pharmaceuticals, medicinal chemical and botanical products	152,052	-	-
C221	Manufacture of rubber products	-	330,012	-
C222	Manufacture of plastics products	295,323	228,269	29.4
C231	Manufacture of glass and glass products	500,586	49,979	901.6
C239	Manufacture of non-metallic mineral products, n.e.c.	-	114,988	-
C241	Manufacture of basic iron and steel	273,561	-	-
C242	Manufacture of basic precious and other non-ferrous metals	7,841,512	-	-
C243	Casting of metals	6,400	746	757.9
C251	Manufacture of structural metal products, tanks, reservoirs and steam generators	11,982	386,166	-96.9
C252	Manufacture of weapons and ammunition	51,716	-	-
C259	Manufacture of other fabricated metal products; metal working service activities	774,173	1,338,591	-42.2
C261	Manufacture of electronic components	305,301	8,237,300	-96.3
C262	Manufacture of computers and peripheral equipment and accessories	-	-	-
C263	Manufacture of communication equipment	-	-	-
C264	Manufacture of consumer electronics	17,428	-	-
C265	Manufacture of measuring, testing, navigating and control equipment; watches and clocks	-	-	-
C266	Manufacture of irradiation, electromedical and electrotherapeutic equipment	-	s	-
C267	Manufacture of optical instruments and photographic equipment	41,145	1,459,871	-97.2
C271	Manufacture of electric motors, generators, transformers and electricity distribution and control apparatus	4,695	-	-
C272	Manufacture of batteries and accumulators	-	-	-
C273	Manufacture of wiring and wiring devices	-	-	-

Table A Comparative Statistics for Manufacturing Establishments by Industry Group:
Philippines, 2018 and 2012 CPBI

(Values are in thousand pesos, except for number of establishments and employment. Details may not add-up to total due to rounding and/or statistical disclosure control.)

Concluded

2009 PSIC Code	Industry Description	Sales of E-Commerce Transactions (in Thousand PhP)		
		2018	2012	Growth Rate (%)
C274	Manufacture of electric lighting equipment	-	202,327	-
C275	Manufacture of domestic appliances	9,784	-	-
C279	Manufacture of other electrical equipment	-	-	-
C281	Manufacture of general purpose machinery	34,122	18,040	89.1
C282	Manufacture of special purpose machinery	4,617	665,507	-99.3
C291	Manufacture of motor vehicles	-	-	-
C292	Manufacture of bodies (coachwork) for motor vehicles; manufacture of trailers and semi-trailers	-	-	-
C293	Manufacture of parts and accessories for motor vehicles	-	284,518	-
C301	Building of ships and boats	78	-	-
C302	Manufacture of railway locomotive and rolling stock	-	-	-
C303	Manufacture of air and spacecraft and related machinery	-	-	-
C309	Manufacture of transport equipment, n.e.c.	191	-	-
C310	Manufacture of furniture	873,163	4,785	18,147.9
C321	Manufacture of jewelry, bijouterie and related articles	-	54,000	-
C322	Manufacture of musical instruments	-	-	-
C323	Manufacture of sports goods	-	6	-
C324	Manufacture of games and toys	-	-	-
C325	Manufacture of medical and dental instruments and supplies	-	-	-
C329	Other manufacturing, n.e.c.	-	738	-
C331	Repair of fabricated metal products, machinery and equipment	25,059	155,877	-83.9
C332	Installation of industrial machinery and equipment	-	-	-

Notes: '-' – zero or no value

s – suppressed

Source: Philippine Statistics Authority, 2018 CPBI

Table B Selected Indicators for Manufacturing Establishments by Industry Group:
Philippines, 2018 CPBI

2009 PSIC Code	Industry Description	Employment per Establishment	Revenue per Expense	Value Added per Employee (Labor productivity) (PhP)
		(1)	(2)	(4)
PHILIPPINES		44	1.10	1,498,932
C101	Processing and preserving of meat	103	1.05	970,920
C102	Processing and preserving of fish, crustaceans and mollusks	67	1.15	1,756,593
C103	Processing and preserving of fruits and vegetables	68	0.92	2,654,761
C104	Manufacture of vegetable and animal oils and fats	86	1.04	2,441,968
C105	Manufacture of dairy products	95	1.08	652,489
C106	Manufacture of grain mill products, starches and starch products	11	1.10	1,895,369
C107	Manufacture of other food products	17	1.17	1,042,565
C108	Manufacture of prepared animal feeds	74	1.07	2,092,983
C110	Manufacture of beverages	11	1.18	5,961,383
C120	Manufacture of tobacco products	342	1.24	11,494,489
C131	Spinning, weaving and finishing of textiles	61	1.05	494,567
C139	Manufacture of other textiles	49	1.02	419,673
C141	Manufacture of wearing apparel, except fur apparel	113	1.05	310,179
C142	Custom tailoring and dressmaking	9	0.95	200,280
C143	Manufacture of knitted and crocheted apparel	195	1.07	508,062
C151	Tanning and dressing of leather; manufacture of luggage and handbags	221	1.20	544,177
C152	Manufacture of footwear	64	1.04	341,882
C161	Sawmilling and lxxviii lanning of wood	24	1.05	757,261
C162	Manufacture of products of wood, cork, straw and plaiting materials	49	1.10	674,756
C170	Manufacture of p aper and paper products	67	1.08	1,248,325
C181	Printing and service activities related to printing	13	1.14	559,639
C182	Reproduction of recorded media	21	1.08	1,137,238
C192	Manufacture of refined petroleum products	133	1.11	33,735,521

Continued

Table B Selected Indicators for Manufacturing Establishments by Industry Group:
Philippines, 2018 CPBI*Continued*

2009 PSIC Code	Industry Description	Employment per Establishment	Revenue per Expense	Value Added per Employee (Labor productivity) (PhP)
		(1)	(2)	(3)
C199	Manufacture of other fuel products	93	1.00	2,869,680
C201	Manufacture of basic chemicals	47	1.09	3,384,581
C202	Manufacture of other chemical products, n.e.c.	65	1.13	5,484,778
C203	Manufacture of man-made fibers	s	s	s
C210	Manufacture of pharmaceuticals, medicinal chemical and botanical products	121	1.12	4,300,186
C221	Manufacture of rubber products	97	1.42	1,615,314
C222	Manufacture of plastics products	65	1.06	814,350
C231	Manufacture of glass and glass products	54	1.12	1,946,857
C239	Manufacture of non-metallic mineral products, n.e.c.	46	1.11	2,051,637
C241	Manufacture of basic iron and steel	56	1.06	1,845,290
C242	Manufacture of basic precious and other non- ferrous metals	147	1.04	8,068,143
C243	Casting of metals	60	1.08	1,244,062
C251	Manufacture of structural metal products, tanks, reservoirs and steam generators	40	1.08	739,193
C252	Manufacture of weapons and ammunition	41	1.17	653,395
C259	Manufacture of other fabricated metal products; metal working service activities	45	1.10	755,393
C261	Manufacture of electronic components	1,032	1.10	1,329,142
C262	Manufacture of computers and peripheral equipment and accessories	1,320	1.07	1,321,016
C263	Manufacture of communication equipment	300	1.07	528,197
C264	Manufacture of consumer electronics	309	1.08	968,794
C265	Manufacture of measuring, testing, navigating and control equipment; watches and clocks	153	1.04	461,778
C267	Manufacture of optical instruments and photographic equipment	336	1.10	854,646
C271	Manufacture of electric motors, generators, transformers and electricity distribution and control apparatus	122	1.11	586,801

Table B Selected Indicators for Manufacturing Establishments by Industry Group:
Philippines, 2018 CPBI

2009 PSIC Code	Industry Description	<i>Concluded</i>		
		Employment per Establishment	Revenue per Expense	Value Added per Employee (Labor productivity) (PhP)
		(1)	(2)	(3)
C271	Manufacture of electric motors, generators, transformers and electricity distribution and control apparatus	122	1.11	586,801
C272	Manufacture of batteries and accumulators	259	1.19	2,021,948
C273	Manufacture of wiring and wiring devices	164	1.10	1,088,449
C274	Manufacture of electric lighting equipment	224	1.05	348,871
C275	Manufacture of domestic appliances	80	1.02	1,501,855
C279	Manufacture of other electrical equipment	509	1.13	1,452,244
C281	Manufacture of general purpose machinery	160	1.09	1,435,262
C282	Manufacturing of special purpose machinery	85	1.05	811,420
C291	Manufacture of motor vehicles	125	1.02	1,566,701
C292	Manufacture of bodies (coachwork) for motor vehicles; manufacture of trailers and semi-trailers	48	1.16	1,159,238
C293	Manufacture of parts and accessories for motor vehicles	650	1.11	1,041,128
C301	Building of ships and boats	117	1.02	2,804,124
C302	Manufacture of railway locomotive and rolling stock	s	s	s
C303	Manufacture of air and spacecraft and related machinery	671	0.97	1,888,222
C309	Manufacture of transport equipment, n.e.c.	141	1.07	3,887,058
C310	Manufacture of furniture	29	1.07	510,474
C321	Manufacture of jewelry, bijouterie and related articles	27	1.05	359,872
C322	Manufacture of musical instruments	41	1.04	334,512
C323	Manufacture of sports goods	264	1.09	357,209
C324	Manufacture of games and toys	124	1.05	379,550
C325	Manufacture of medical and dental instruments and supplies	219	1.13	1,391,969
C329	Other manufacturing, n.e.c.	35	1.13	448,726
C331	Repair of fabricated metal products, machinery and equipment	33	1.20	888,853
C332	Installation of industrial machinery and equipment	31	1.52	1,114,319

Note: s – suppressed

Source: Philippine Statistics Authority, 2018 CPBI

Table C Selected Indicators for Manufacturing Establishments by Region: Philippines, 2018
CPBI

Region	Employment per Establishment	Revenue per Expense	Value Added per Employee (Labor Productivity) (Php)
	(1)	(2)	(4)
PHILIPPINES	44	1.10	1,498,932
National Capital Region	50	1.11	2,368,148
Cordillera Administrative Region	14	1.10	1,424,144
I – Ilocos Region	12	1.09	823,952
II – Cagayan Valley	8	1.10	1,099,535
III – Central Luzon	59	1.14	1,321,548
IVA – CALABARZON	123	1.08	1,518,772
MIMAROPA	8	1.30	1,252,584
V – Bicol Region	11	1.15	738,995
VI – Western Visayas	19	1.12	1,027,311
VII – Central Visayas	61	1.08	808,004
VIII – Eastern Visayas	10	1.00	1,024,973
IX – Zamboanga Peninsula	13	1.04	846,291
X – Northern Mindanao	20	1.13	1,786,006
XI – Davao Region	23	1.11	1,244,173
XII – SOCCSKSARGEN	12	1.07	724,655
XIII – Caraga	14	1.00	692,230
Autonomous Region in Muslim Mindanao	9	1.03	1,805,745

Source: Philippine Statistics Authority, 2018 CPBI

Statistical Tables

Table 1 Summary Statistics for Manufacturing Establishments by Region and Industry Group: Philippines, 2018

(Values are in thousand PhP, except number of establishments, employment, and workers on sub-contract agreement.
Details may not add-up to total due to rounding and/or statistical disclosure control.)

2009 PSIC Code	Region/ Industry Description	Number of Establishments	Employment as of 15 November 2018		Workers on Sub- Contract Agreement as of 15 November 2018	Total Revenue
			Total	Paid Employees		
		(1)	(2)	(3)	(4)	(5)
	Philippines	28,968	1,260,512	1,246,981	337,560	5,781,425,411
C101	Processing and preserving of meat	299	30,786	30,647	11,259	102,064,115
C102	Processing and preserving of fish, crustaceans and mollusks	278	18,544	18,284	21,182	110,714,825
C103	Processing and preserving of fruits and vegetables	169	11,366	11,202	7,664	98,290,849
C104	Manufacture of vegetable and animal oils and fats	140	12,018	11,965	23,589	149,069,692
C105	Manufacture of dairy products	99	9,393	9,347	5,579	103,689,050
C106	Manufacture of grain mill products, starches and starch products	1,701	18,167	17,093	3,548	123,989,520
C107	Manufacture of other food products	9,084	151,514	147,920	25,941	365,422,670
C108	Manufacture of prepared animal feeds	199	14,588	14,548	6,184	157,649,141
C110	Manufacture of beverages	3,986	41,810	39,043	6,638	405,517,368
C120	Manufacture of tobacco products	17	5,813	5,811	742	86,699,050
C131	Spinning, weaving and finishing of textiles	125	7,561	7,452	1,635	9,960,599
C139	Manufacture of other textiles	236	11,495	11,392	3,432	13,569,212
C141	Manufacture of wearing apparel, except fur apparel	880	98,868	98,440	3,995	60,906,699
C142	Custom tailoring and dressmaking	790	6,996	6,396	153	1,991,147
C143	Manufacture of knitted and crocheted apparel	40	7,800	7,795	377	6,345,770
C151	Tanning and dressing of leather; manufacture of luggage and handbags	107	23,602	23,564	9,817	28,686,492
C152	Manufacture of footwear	140	8,890	8,829	1,514	7,863,600
C161	Sawmilling and planing of wood	59	1,417	1,395	20	2,390,676
C162	Manufacture of products of wood, cork, straw and plaiting materials	333	16,149	15,948	2,421	49,261,567
C170	Manufacture of paper and paper products	330	22,139	22,095	5,124	115,660,183
C181	Printing and service activities related to printing	2,566	32,507	31,651	2,296	42,385,343
C182	Reproduction of recorded media	4	84	69	162	259,574
C192	Manufacture of refined petroleum products	15	1,994	1,993	5	352,344,452
C199	Manufacture of other fuel products	3	278	273	200	3,681,431
C201	Manufacture of basic chemicals	190	8,939	8,882	2,010	132,451,704
C202	Manufacture of other chemical products, n.e.c.	357	22,947	22,883	8,780	230,209,277
C203	Manufacture of man-made fibers	S	S	S	S	S
C210	Manufacture of pharmaceuticals, medicinal chemical and botanical products	117	14,112	14,065	2,690	88,666,289
C221	Manufacture of rubber products	134	12,884	12,874	4,382	36,556,636
C222	Manufacture of plastics products	834	53,780	53,617	16,375	148,479,533
C231	Manufacture of glass and glass products	104	5,537	5,523	1,326	26,017,321

Continued

Table 1 Summary Statistics for Manufacturing Establishments by Region and Industry Group: Philippines, 2018

(Values are in thousand PhP, except number of establishments, employment, and workers on sub-contract agreement.
Details may not add-up to total due to rounding and/or statistical disclosure control.)

Continued

2009 PSIC Code	Region/ Industry Description	Number of Establishments	Employment as of 15 November 2018		Workers on Sub- Contract Agreement as of 15 November 2018	Total Revenue
			Total	Paid Employees		
		(1)	(2)	(3)	(4)	(5)
C239	Manufacture of non-metallic mineral products, n.e.c.	846	38,621	38,265	7,558	211,019,529
C241	Manufacture of basic iron and steel	319	17,705	17,613	2,619	198,032,402
C242	Manufacture of basic precious and other non-ferrous metals	26	3,824	3,824	5,277	164,425,409
C243	Casting of metals	59	3,516	3,509	1,879	15,319,135
C251	Manufacture of structural metal products, tanks, reservoirs and steam generators	469	18,756	18,523	2,618	43,688,190
C252	Manufacture of weapons and ammunition	12	483	470	102	496,425
C259	Manufacture of other fabricated metal products; metal working service activities	859	38,460	37,881	12,082	95,478,784
C261	Manufacture of electronic components	138	142,340	142,265	51,313	639,380,676
C262	Manufacture of computers and peripheral equipment and accessories	32	42,221	42,220	7,569	258,764,353
C263	Manufacture of communication equipment	13	3,901	3,901	343	9,402,256
C264	Manufacture of consumer electronics	27	8,342	8,340	1,526	26,776,689
C265	Manufacture of measuring, testing, navigating and control equipment; watches and clocks	25	3,827	3,827	53	4,935,464
C267	Manufacture of optical instruments and photographic equipment	24	8,055	8,055	3,695	21,945,342
C271	Manufacture of electric motors, generators, transformers and electricity distribution and control apparatus	84	10,184	10,170	1,376	19,901,374
C272	Manufacture of batteries and accumulators	6	1,550	1,550	110	11,758,010
C273	Manufacture of wiring and wiring devices	53	8,691	8,688	4,578	40,593,021
C274	Manufacture of electric lighting equipment	34	7,610	7,589	771	9,990,098
C275	Manufacture of domestic appliances	36	2,855	2,855	352	14,029,960
C279	Manufacture of other electrical equipment	35	17,817	17,814	946	78,342,887
C281	Manufacture of general purpose machinery	102	16,262	16,254	12,891	92,295,222
C282	Manufacture of special purpose machinery	162	13,639	13,613	2,997	38,651,655
C291	Manufacture of motor vehicles	40	4,974	4,972	928	52,091,395
C292	Manufacture of bodies (coachwork) for motor vehicles; manufacture of trailers and semi-trailers	24	1,131	1,115	127	3,354,458
C293	Manufacture of parts and accessories for motor vehicles	119	77,338	77,325	16,323	246,277,380
C301	Building of ships and boats	29	3,387	3,357	2,758	113,287,786
C302	Manufacture of railway locomotive and rolling stock	S	S	S	S	S

Table 1 Summary Statistics for Manufacturing Establishments by Region and Industry Group: Philippines, 2018

(Values are in thousand PHP, except number of establishments, employment, and workers on sub-contract agreement.
Details may not add-up to total due to rounding and/or statistical disclosure control.)

Continued

2009 PSIC Code	Region/ Industry Description	Number of Establishments	Employment as of 15 November 2018		Workers on Sub- Contract Agreement as of 15 November 2018	Total Revenue
			Total	Paid Employees		
		(1)	(2)	(3)	(4)	(5)
C303	Manufacture of air and spacecraft and related machinery	8	5,366	5,366	403	44,289,717
C309	Manufacture of transport equipment, n.e.c.	67	9,432	9,385	3,180	124,743,713
C310	Manufacture of furniture	852	24,251	23,735	3,772	34,135,632
C321	Manufacture of jewelry, bijouterie and related articles	99	2,642	2,590	655	2,490,530
C322	Manufacture of musical instruments	4	162	162	-	107,497
C323	Manufacture of sports goods	17	4,482	4,481	661	4,823,674
C324	Manufacture of games and toys	28	3,457	3,420	1,307	3,485,219
C325	Manufacture of medical and dental instruments and supplies	56	12,261	12,174	4,484	47,277,333
C329	Other manufacturing, n.e.c.	204	7,132	7,027	740	7,919,053
C331	Repair of fabricated metal products, machinery and equipment	712	23,499	23,287	2,505	38,759,401
C332	Installation of industrial machinery and equipment	6	182	182	5	354,066
	National Capital Region	4,636	230,730	229,379	47,760	1,208,444,453
C101	Processing and preserving of meat	34	6,181	6,181	1,318	20,395,317
C102	Processing and preserving of fish, crustaceans and mollusks	29	3,475	3,470	506	31,792,804
C103	Processing and preserving of fruits and vegetables	36	2,369	2,366	480	47,639,571
C104	Manufacture of vegetable and animal oils and fats	19	1,988	1,988	8,203	42,245,835
C105	Manufacture of dairy products	26	2,878	2,866	366	18,533,417
C106	Manufacture of grain mill products, starches and starch products	15	1,938	1,938	1,104	36,540,497
C107	Manufacture of other food products	1,002	33,851	33,089	6,379	110,177,057
C108	Manufacture of prepared animal feeds	14	2,015	2,015	1,397	26,685,850
C110	Manufacture of beverages	204	6,637	6,634	1,020	139,813,954
C120	Manufacture of tobacco products	5	2,449	2,449	508	60,890,923
C131	Spinning, weaving and finishing of textiles	33	2,318	2,313	115	2,115,935
C139	Manufacture of other textiles	93	5,200	5,175	1,083	8,245,289
C141	Manufacture of wearing apparel, except fur apparel	325	17,300	17,182	1,609	23,401,596
C142	Custom tailoring and dressmaking	80	1,575	1,552	63	898,635
C143	Manufacture of knitted and crocheted apparel	21	1,277	1,272	112	2,846,807
C151	Tanning and dressing of leather; manufacture of luggage and handbags	31	1,180	1,170	395	2,058,121
C152	Manufacture of footwear	61	2,019	2,011	301	2,345,564
C161	Sawmilling and planing of wood	5	170	168	1	295,617
C162	Manufacture of products of wood, cork, straw and plaiting materials	29	967	967	85	1,271,931
C170	Manufacture of paper and paper products	154	8,727	8,703	1,691	54,667,587

Table 1 Summary Statistics for Manufacturing Establishments by Region and Industry Group: Philippines, 2018

(Values are in thousand PhP, except number of establishments, employment, and workers on sub-contract agreement.
Details may not add-up to total due to rounding and/or statistical disclosure control.)

Continued

2009 PSIC Code	Region/ Industry Description	Number of Establishments	Employment as of 15 November 2018		Workers on Sub- Contract Agreement as of 15 November 2018	Total Revenue
			Total	Paid Employees		
		(1)	(2)	(3)	(4)	(5)
C181	Printing and service activities related to printing	656	14,986	14,912	1,239	24,474,381
C192	Manufacture of refined petroleum products	4	153	153	5	517,965
C199	Manufacture of other fuel products	S	S	S	S	S
C201	Manufacture of basic chemicals	43	1,879	1,879	77	19,383,941
C202	Manufacture of other chemical products, n.e.c.	166	10,058	10,045	3,327	126,191,691
C203	Manufacture of man-made fibers	S	S	S	S	S
C210	Manufacture of pharmaceuticals, medicinal chemical and botanical products	29	5,675	5,674	127	62,044,876
C221	Manufacture of rubber products	53	3,139	3,139	1,252	6,364,466
C222	Manufacture of plastics products	350	22,100	22,017	4,111	58,115,039
C231	Manufacture of glass and glass products	31	1,793	1,791	240	10,819,476
C239	Manufacture of non-metallic mineral products, n.e.c.	65	4,858	4,834	163	14,383,333
C241	Manufacture of basic iron and steel	82	3,923	3,923	594	54,557,650
C242	Manufacture of basic precious and other non-ferrous metals	4	219	219	14	8,084,119
C243	Casting of metals	18	569	567	14	2,028,182
C251	Manufacture of structural metal products, tanks, reservoirs and steam generators	141	6,477	6,434	960	18,887,951
C252	Manufacture of weapons and ammunition	4	159	158	102	280,687
C259	Manufacture of other fabricated metal products; metal working service activities	168	9,527	9,490	3,545	27,925,423
C261	Manufacture of electronic components	9	10,189	10,188	517	30,026,127
C262	Manufacture of computers and peripheral equipment and accessories	S	S	S	S	S
C264	Manufacture of consumer electronics	8	443	443	-	531,442
C265	Manufacture of measuring, testing, navigating and control equipment; watches and clocks	8	277	277	-	539,882
C267	Manufacture of optical instruments and photographic equipment	S	S	S	S	S
C271	Manufacture of electric motors, generators, transformers and electricity distribution and control apparatus	17	714	714	34	1,196,788
C272	Manufacture of batteries and accumulators	S	S	S	S	S
C273	Manufacture of wiring and wiring devices	21	1,048	1,046	406	10,620,017
C274	Manufacture of electric lighting equipment	9	320	318	26	675,470
C275	Manufacture of domestic appliances	12	1,296	1,296	-	10,294,570
C279	Manufacture of other electrical equipment	6	122	119	33	262,322

Table 1 Summary Statistics for Manufacturing Establishments by Region and Industry Group: Philippines, 2018

(Values are in thousand PHP, except number of establishments, employment, and workers on sub-contract agreement.
Details may not add-up to total due to rounding and/or statistical disclosure control.)

Continued

2009 PSIC Code	Region/ Industry Description	Number of Establishments	Employment as of 15 November 2018		Workers on Sub- Contract Agreement as of 15 November 2018	Total Revenue
			Total	Paid Employees		
		(1)	(2)	(3)	(4)	(5)
C281	Manufacture of general purpose machinery	34	3,121	3,115	507	14,366,916
C282	Manufacture of special purpose machinery	30	1,450	1,450	277	2,009,810
C291	Manufacture of motor vehicles	9	295	293	20	292,091
C292	Manufacture of bodies (coachwork) for motor vehicles; manufacture of trailers and semi-trailers	11	428	427	-	1,730,208
C293	Manufacture of parts and accessories for motor vehicles	15	1,628	1,624	263	12,582,384
C301	Building of ships and boats	5	185	185	3	108,266
C303	Manufacture of air and spacecraft and related machinery	S	S	S	S	S
C309	Manufacture of transport equipment, n.e.c.	10	1,452	1,442	177	15,355,862
C310	Manufacture of furniture	154	4,485	4,467	1,089	14,203,772
C321	Manufacture of jewelry, bijouterie and related articles	11	193	193	26	171,508
C322	Manufacture of musical instruments	S	S	S	S	S
C323	Manufacture of sports goods	3	1,199	1,199	1	1,090,847
C324	Manufacture of games and toys	8	300	300	165	233,516
C325	Manufacture of medical and dental instruments and supplies	11	834	834	43	869,958
C329	Other manufacturing, n.e.c.	42	1,888	1,886	404	2,777,053
C331	Repair of fabricated metal products, machinery and equipment	161	7,258	7,245	1,174	18,467,163
C332	Installation of industrial machinery and equipment	4	128	128	-	83,280
	Cordillera Administrative Region	685	9,437	8,855	531	75,545,980
C101	Processing and preserving of meat	6	81	81	-	64,499
C102	Processing and preserving of fish, crustaceans and mollusks	8	80	32	-	39,113
C103	Processing and preserving of fruits and vegetables	6	467	463	9	625,168
C105	Manufacture of dairy products	S	S	S	S	S
C106	Manufacture of grain mill products, starches and starch products	100	224	199	-	26,462
C107	Manufacture of other food products	140	1,890	1,773	11	1,492,585
C110	Manufacture of beverages	190	1,076	906	-	431,428
C131	Spinning, weaving and finishing of textiles	13	280	269	5	59,406
C139	Manufacture of other textiles	6	215	215	-	72,161
C141	Manufacture of wearing apparel, except fur apparel	S	S	S	S	S
C142	Custom tailoring and dressmaking	43	289	246	-	78,944
C162	Manufacture of products of wood, cork, straw and plaiting materials	6	42	20	-	9,448
C181	Printing and service activities related to printing	75	354	278	-	116,011

Table 1 Summary Statistics for Manufacturing Establishments by Region and Industry Group: Philippines, 2018

(Values are in thousand PhP, except number of establishments, employment, and workers on sub-contract agreement.
Details may not add-up to total due to rounding and/or statistical disclosure control.)

Continued

2009 PSIC Code	Region/ Industry Description	Number of Establishments	Employment as of 15 November 2018		Workers on Sub- Contract Agreement as of 15 November 2018	Total Revenue
			Total	Paid Employees		
		(1)	(2)	(3)	(4)	(5)
C201	Manufacture of basic chemicals	3	30	30	-	15,277
C221	Manufacture of rubber products	5	7	5	-	409
C222	Manufacture of plastics products	S	S	S	S	S
C231	Manufacture of glass and glass products	S	S	S	S	S
C239	Manufacture of non-metallic mineral products, n.e.c.	23	114	94	115	322,334
C241	Manufacture of basic iron and steel	5	43	43	-	69,491
C251	Manufacture of structural metal products, tanks, reservoirs and steam generators	10	76	61	-	23,087
C259	Manufacture of other fabricated metal products; metal working service activities	19	104	79	-	20,678
C261	Manufacture of electronic components	S	S	S	S	S
C303	Manufacture of air and spacecraft and related machinery	S	S	S	S	S
C310	Manufacture of furniture	17	93	91	-	87,133
C321	Manufacture of jewelry, bijouterie and related articles	S	S	S	S	S
I – Ilocos Region		953	11,100	10,367	1,141	32,447,341
C101	Processing and preserving of meat	12	921	906	733	949,278
C102	Processing and preserving of fish, crustaceans and mollusks	33	640	601	-	1,953,471
C103	Processing and preserving of fruits and vegetables	3	136	136	19	178,083
C105	Manufacture of dairy products	S	S	S	S	S
C106	Manufacture of grain mill products, starches and starch products	71	618	550	19	621,899
C107	Manufacture of other food products	347	4,029	3,722	216	3,232,326
C108	Manufacture of prepared animal feeds	3	173	173	-	98,640
C110	Manufacture of beverages	140	942	901	-	3,840,424
C120	Manufacture of tobacco products	S	S	S	S	S
C131	Spinning, weaving and finishing of textiles	5	68	51	-	4,303
C141	Manufacture of wearing apparel, except fur apparel	5	52	50	-	8,447
C142	Custom tailoring and dressmaking	42	227	113	16	38,081
C152	Manufacture of footwear	6	25	20	-	3,355
C162	Manufacture of products of wood, cork, straw and plaiting materials	13	94	73	-	13,073
C170	Manufacture of paper and paper products	9	163	163	-	1,829,701
C181	Printing and service activities related to printing	112	607	558	15	245,941
C201	Manufacture of basic chemicals	6	166	164	6	2,387,014
C210	Manufacture of pharmaceuticals, medicinal chemical and botanical products	S	S	S	S	S

Table 1 Summary Statistics for Manufacturing Establishments by Region and Industry Group: Philippines, 2018

(Values are in thousand PhP, except number of establishments, employment, and workers on sub-contract agreement.
Details may not add-up to total due to rounding and/or statistical disclosure control.)

Continued

2009 PSIC Code	Region/ Industry Description	Number of Establishments	Employment as of 15 November 2018		Workers on Sub- Contract Agreement as of 15 November 2018	Total Revenue
			Total	Paid Employees		
		(1)	(2)	(3)	(4)	(5)
C221	Manufacture of rubber products	5	11	11	-	1,003
C231	Manufacture of glass and glass products	4	32	32	-	32,737
C239	Manufacture of non-metallic mineral products, n.e.c.	45	1,087	1,077	104	14,626,691
C241	Manufacture of basic iron and steel	11	107	100	8	1,469,165
C251	Manufacture of structural metal products, tanks, reservoirs and steam generators	15	195	187	-	369,904
C259	Manufacture of other fabricated metal products; metal working service activities	16	76	67	-	16,750
C273	Manufacture of wiring and wiring devices	S	S	S	S	S
C282	Manufacture of special purpose machinery	S	S	S	S	S
C292	Manufacture of bodies (coachwork) for motor vehicles; manufacture of trailers and semi-trailers	3	26	26	-	17,077
C293	Manufacture of parts and accessories for motor vehicles	3	3	3	-	1,539
C309	Manufacture of transport equipment, n.e.c.	13	81	75	-	40,848
C321	Manufacture of jewelry, bijouterie and related articles	S	S	S	S	S
C324	Manufacture of games and toys	S	S	S	S	S
C329	Other manufacturing, n.e.c.	7	111	103	-	70,637
C331	Repair of fabricated metal products, machinery and equipment	17	226	222	4	69,466
	II – Cagayan Valley	1,133	9,147	8,491	939	29,593,221
C101	Processing and preserving of meat	6	249	246	346	258,061
C102	Processing and preserving of fish, crustaceans and mollusks	4	20	16	-	3,980
C103	Processing and preserving of fruits and vegetables	8	38	35	-	11,092
C104	Manufacture of vegetable and animal oils and fats	S	S	S	S	S
C105	Manufacture of dairy products	4	34	34	-	13,397
C106	Manufacture of grain mill products, starches and starch products	175	1,376	1,335	77	15,135,096
C107	Manufacture of other food products	382	2,686	2,282	118	2,762,122
C108	Manufacture of prepared animal feeds	7	216	213	35	711,242
C110	Manufacture of beverages	227	979	937	81	4,742,876
C120	Manufacture of tobacco products	3	1,128	1,128	-	1,830,505
C131	Spinning, weaving and finishing of textiles	3	10	6	-	2,447
C139	Manufacture of other textiles	4	26	26	-	13,830
C142	Custom tailoring and dressmaking	34	238	199	-	38,793

Table 1 Summary Statistics for Manufacturing Establishments by Region and Industry Group: Philippines, 2018

(Values are in thousand PhP, except number of establishments, employment, and workers on sub-contract agreement.
Details may not add-up to total due to rounding and/or statistical disclosure control.)

Continued

2009 PSIC Code	Region/ Industry Description	Number of Establishments	Employment as of 15 November 2018		Workers on Sub- Contract Agreement as of 15 November 2018	Total Revenue
			Total	Paid Employees		
		(1)	(2)	(3)	(4)	(5)
C151	Tanning and dressing of leather; manufacture of luggage and handbags	3	6	6	-	4,583
C162	Manufacture of products of wood, cork, straw and plaiting materials	8	32	28	-	3,706
C181	Printing and service activities related to printing	122	658	642	30	526,327
C182	Reproduction of recorded media	3	24	9	-	4,723
C199	Manufacture of other fuel products	S	S	S	S	S
C201	Manufacture of basic chemicals	S	S	S	S	S
C222	Manufacture of plastics products	6	19	19	-	16,950
C239	Manufacture of non-metallic mineral products, n.e.c.	25	232	206	-	103,052
C241	Manufacture of basic iron and steel	9	47	47	-	9,591
C251	Manufacture of structural metal products, tanks, reservoirs and steam generators	12	58	53	-	77,038
C252	Manufacture of weapons and ammunition	S	S	S	S	S
C259	Manufacture of other fabricated metal products; metal working service activities	32	170	151	-	107,841
C279	Manufacture of other electrical equipment	3	3	3	30	1,328,858
C282	Manufacture of special purpose machinery	3	384	384	-	579,673
C310	Manufacture of furniture	21	125	125	32	128,394
C321	Manufacture of jewelry, bijouterie and related articles	5	9	5	-	2,667
C329	Other manufacturing, n.e.c.	S	S	S	S	S
C331	Repair of fabricated metal products, machinery and equipment	17	138	138	-	44,189
III – Central Luzon		3,388	197,866	195,536	42,516	940,512,849
C101	Processing and preserving of meat	74	6,374	6,339	2,933	20,333,175
C102	Processing and preserving of fish, crustaceans and mollusks	27	871	862	114	3,921,549
C103	Processing and preserving of fruits and vegetables	31	1,225	1,211	790	6,171,003
C104	Manufacture of vegetable and animal oils and fats	4	155	135	15	2,058,074
C105	Manufacture of dairy products	12	2,072	2,067	286	3,804,424
C106	Manufacture of grain mill products, starches and starch products	235	2,657	2,501	346	13,335,118
C107	Manufacture of other food products	1,054	17,203	16,793	4,579	37,912,871
C108	Manufacture of prepared animal feeds	54	4,870	4,863	2,119	49,810,866
C110	Manufacture of beverages	360	4,265	3,179	1,187	36,955,854
C120	Manufacture of tobacco products	S	S	S	S	S
C131	Spinning, weaving and finishing of textiles	20	2,013	2,013	626	5,469,937

Table 1 Summary Statistics for Manufacturing Establishments by Region and Industry Group: Philippines, 2018

(Values are in thousand PhP, except number of establishments, employment, and workers on sub-contract agreement.
Details may not add-up to total due to rounding and/or statistical disclosure control.)

Continued

2009 PSIC Code	Region/ Industry Description	Number of Establishments	Employment as of 15 November 2018		Workers on Sub-Contract Agreement as of 15 November 2018	Total Revenue
			Total	Paid Employees		
		(1)	(2)	(3)	(4)	(5)
C139	Manufacture of other textiles	40	3,441	3,425	2,076	2,367,323
C141	Manufacture of wearing apparel, except fur apparel	149	16,403	16,320	1,350	10,609,432
C142	Custom tailoring and dressmaking	60	477	441	-	79,657
C143	Manufacture of knitted and crocheted apparel	3	1,528	1,528	222	674,183
C151	Tanning and dressing of leather; manufacture of luggage and handbags	41	20,476	20,458	1,585	7,568,373
C152	Manufacture of footwear	10	2,889	2,888	26	2,051,159
C161	Sawmilling and planing of wood	S	S	S	S	S
C162	Manufacture of products of wood, cork, straw and plaiting materials	63	1,322	1,312	388	1,839,517
C170	Manufacture of paper and paper products	35	3,974	3,970	381	21,134,161
C181	Printing and service activities related to printing	163	1,728	1,658	161	883,273
C192	Manufacture of refined petroleum products	3	1,438	1,438	-	170,392,780
C201	Manufacture of basic chemicals	21	1,118	1,099	258	11,351,803
C202	Manufacture of other chemical products, n.e.c.	35	2,094	2,089	559	6,335,458
C210	Manufacture of pharmaceuticals, medicinal chemical and botanical products	22	1,571	1,571	962	5,909,322
C221	Manufacture of rubber products	14	3,252	3,244	410	18,351,160
C222	Manufacture of plastics products	115	8,249	8,238	3,130	18,727,796
C231	Manufacture of glass and glass products	14	718	718	937	1,409,222
C239	Manufacture of non-metallic mineral products, n.e.c.	134	5,367	5,331	2,474	45,106,462
C241	Manufacture of basic iron and steel	44	3,582	3,582	1,085	68,506,641
C242	Manufacture of basic precious and other non-ferrous metals	4	159	159	19	391,322
C243	Casting of metals	7	278	278	38	1,008,652
C251	Manufacture of structural metal products, tanks, reservoirs and steam generators	60	1,447	1,416	156	5,048,743
C259	Manufacture of other fabricated metal products; metal working service activities	85	7,385	7,287	886	13,152,371
C261	Manufacture of electronic components	14	15,477	15,477	6,508	153,075,350
C262	Manufacture of computers and peripheral equipment and accessories	5	11,945	11,945	3,981	14,820,601
C263	Manufacture of communication equipment	S	S	S	S	S
C264	Manufacture of consumer electronics	3	220	218	46	379,137
C265	Manufacture of measuring, testing, navigating and control equipment; watches and clocks	3	200	200	31	207,516

Table 1 Summary Statistics for Manufacturing Establishments by Region and Industry Group: Philippines, 2018

(Values are in thousand PhP, except number of establishments, employment, and workers on sub-contract agreement.
Details may not add-up to total due to rounding and/or statistical disclosure control.)

Continued

2009 PSIC Code	Region/ Industry Description	Number of Establishments	Employment as of 15 November 2018		Workers on Sub-Contract Agreement as of 15 November 2018	Total Revenue
			Total	Paid Employees		
		(1)	(2)	(3)	(4)	(5)
C271	Manufacture of electric motors, generators, transformers and electricity distribution and control apparatus	10	524	524	-	1,402,738
C272	Manufacture of batteries and accumulators	S	S	S	S	S
C273	Manufacture of wiring and wiring devices	10	464	464	354	9,450,432
C274	Manufacture of electric lighting equipment	7	1,172	1,171	4	943,464
C275	Manufacture of domestic appliances	4	507	507	50	1,317,257
C279	Manufacture of other electrical equipment	10	432	432	37	1,418,887
C281	Manufacture of general purpose machinery	13	857	856	83	6,716,823
C282	Manufacture of special purpose machinery	15	487	477	40	364,933
C291	Manufacture of motor vehicles	4	171	171	58	192,831
C292	Manufacture of bodies (coachwork) for motor vehicles; manufacture of trailers and semi-trailers	S	S	S	S	S
C293	Manufacture of parts and accessories for motor vehicles	9	16,262	16,262	-	33,861,571
C301	Building of ships and boats	S	S	S	S	S
C303	Manufacture of air and spacecraft and related machinery	5	530	530	5	1,298,388
C309	Manufacture of transport equipment, n.e.c.	13	168	162	35	93,169
C310	Manufacture of furniture	121	3,481	3,425	271	3,676,630
C321	Manufacture of jewelry, bijouterie and related articles	15	292	268	-	384,674
C322	Manufacture of musical instruments	S	S	S	S	S
C323	Manufacture of sports goods	3	652	652	65	1,589,061
C324	Manufacture of games and toys	8	1,511	1,505	26	959,691
C325	Manufacture of medical and dental instruments and supplies	9	2,845	2,844	627	6,636,345
C329	Other manufacturing, n.e.c.	42	1,646	1,622	66	2,312,229
C331	Repair of fabricated metal products, machinery and equipment	62	4,369	4,356	129	10,013,736
C332	Installation of industrial machinery and equipment	S	S	S	S	S
IVA – CALABARZON		4,035	496,158	494,378	152,240	2,499,600,847
C101	Processing and preserving of meat	41	7,417	7,411	3,595	36,517,409
C102	Processing and preserving of fish, crustaceans and mollusks	12	860	852	1,006	12,414,837
C103	Processing and preserving of fruits and vegetables	19	1,209	1,196	845	7,233,839
C104	Manufacture of vegetable and animal oils and fats	31	3,018	3,003	4,547	18,186,659

Table 1 Summary Statistics for Manufacturing Establishments by Region and Industry Group: Philippines, 2018

(Values are in thousand PhP, except number of establishments, employment, and workers on sub-contract agreement.
Details may not add-up to total due to rounding and/or statistical disclosure control.)

Continued

2009 PSIC Code	Region/ Industry Description	Number of Establishments	Employment as of 15 November 2018		Workers on Sub-Contract Agreement as of 15 November 2018	Total Revenue
			Total	Paid Employees		
		(1)	(2)	(3)	(4)	(5)
C105	Manufacture of dairy products	12	3,988	3,987	4,925	81,077,716
C106	Manufacture of grain mill products, starches and starch products	90	1,393	1,344	306	5,871,300
C107	Manufacture of other food products	877	27,060	26,642	8,556	108,180,819
C108	Manufacture of prepared animal feeds	69	2,975	2,973	283	9,623,773
C110	Manufacture of beverages	291	6,196	5,984	469	151,550,093
C120	Manufacture of tobacco products	3	806	806	230	21,659,160
C131	Spinning, weaving and finishing of textiles	10	2,074	2,071	852	2,059,038
C139	Manufacture of other textiles	33	1,062	1,058	76	1,515,933
C141	Manufacture of wearing apparel, except fur apparel	244	36,318	36,186	890	17,188,225
C142	Custom tailoring and dressmaking	90	898	850	13	152,426
C143	Manufacture of knitted and crocheted apparel	16	4,996	4,995	43	2,824,780
C151	Tanning and dressing of leather; manufacture of luggage and handbags	24	1,643	1,632	7,768	18,912,120
C152	Manufacture of footwear	34	2,457	2,438	945	2,457,715
C161	Sawmilling and planing of wood	S	S	S	S	S
C162	Manufacture of products of wood, cork, straw and plaiting materials	64	7,403	7,356	436	38,906,903
C170	Manufacture of paper and paper products	76	6,821	6,809	2,055	20,665,133
C181	Printing and service activities related to printing	198	4,217	4,110	688	9,388,970
C182	Reproduction of recorded media	S	S	S	S	S
C192	Manufacture of refined petroleum products	S	S	S	S	S
C199	Manufacture of other fuel products	S	S	S	S	S
C201	Manufacture of basic chemicals	31	3,154	3,150	1,038	58,210,081
C202	Manufacture of other chemical products, n.e.c.	91	7,360	7,336	4,143	81,215,637
C210	Manufacture of pharmaceuticals, medicinal chemical and botanical products	34	5,387	5,380	1,546	16,681,156
C221	Manufacture of rubber products	35	3,899	3,899	2,432	7,410,631
C222	Manufacture of plastics products	181	16,614	16,589	7,824	56,740,302
C231	Manufacture of glass and glass products	18	1,943	1,943	84	11,450,492
C239	Manufacture of non-metallic mineral products, n.e.c.	115	19,209	19,175	1,850	87,035,016
C241	Manufacture of basic iron and steel	59	7,076	7,053	292	51,951,891
C242	Manufacture of basic precious and other non-ferrous metals	8	496	496	17	4,986,428
C243	Casting of metals	16	1,541	1,539	1,624	10,446,838
C251	Manufacture of structural metal products, tanks, reservoirs and steam generators	109	6,651	6,566	1,250	14,869,928
C252	Manufacture of weapons and ammunition	S	S	S	S	S

Table 1 Summary Statistics for Manufacturing Establishments by Region and Industry Group: Philippines, 2018

(Values are in thousand PhP, except number of establishments, employment, and workers on sub-contract agreement.
Details may not add-up to total due to rounding and/or statistical disclosure control.)

Continued

2009 PSIC Code	Region/ Industry Description	Number of Establishments	Employment as of 15 November 2018		Workers on Sub-Contract Agreement as of 15 November 2018	Total Revenue
			Total	Paid Employees		
		(1)	(2)	(3)	(4)	(5)
C259	Manufacture of other fabricated metal products; metal working service activities	245	15,078	14,906	6,008	41,802,000
C261	Manufacture of electronic components	103	95,936	95,862	31,837	378,808,335
C262	Manufacture of computers and peripheral equipment and accessories	24	29,909	29,908	3,552	243,117,690
C263	Manufacture of communication equipment	10	1,497	1,497	116	4,432,534
C264	Manufacture of consumer electronics	12	5,880	5,880	879	19,990,124
C265	Manufacture of measuring, testing, navigating and control equipment; watches and clocks	5	598	598	18	2,701,517
C267	Manufacture of optical instruments and photographic equipment	9	4,288	4,288	2,319	13,462,512
C271	Manufacture of electric motors, generators, transformers and electricity distribution and control apparatus	46	8,023	8,009	1,337	14,984,724
C272	Manufacture of batteries and accumulators	S	S	S	S	S
C273	Manufacture of wiring and wiring devices	20	6,822	6,822	3,796	19,428,939
C274	Manufacture of electric lighting equipment	15	5,383	5,365	739	7,557,861
C275	Manufacture of domestic appliances	12	675	675	284	1,977,483
C279	Manufacture of other electrical equipment	14	16,355	16,355	732	73,824,537
C281	Manufacture of general purpose machinery	41	11,519	11,518	11,996	67,208,540
C282	Manufacture of special purpose machinery	73	10,637	10,627	2,617	34,523,220
C291	Manufacture of motor vehicles	13	3,065	3,065	660	48,650,378
C292	Manufacture of bodies (coachwork) for motor vehicles; manufacture of trailers and semi-trailers	10	453	438	127	1,391,855
C293	Manufacture of parts and accessories for motor vehicles	74	53,032	53,029	15,926	191,339,352
C301	Building of ships and boats	5	125	125	2	556,614
C302	Manufacture of railway locomotive and rolling stock	S	S	S	S	S
C303	Manufacture of air and spacecraft and related machinery	S	S	S	S	S
C309	Manufacture of transport equipment, n.e.c.	21	5,988	5,981	2,302	104,547,943
C310	Manufacture of furniture	150	3,631	3,616	878	4,858,130
C321	Manufacture of jewelry, bijouterie and related articles	4	199	198	44	160,105
C322	Manufacture of musical instruments	S	S	S	S	S
C323	Manufacture of sports goods	8	2,365	2,364	533	1,836,561
C324	Manufacture of games and toys	6	1,005	1,005	797	1,195,370

Table 1 Summary Statistics for Manufacturing Establishments by Region and Industry Group: Philippines, 2018

(Values are in thousand PHP, except number of establishments, employment, and workers on sub-contract agreement.
Details may not add-up to total due to rounding and/or statistical disclosure control.)

Continued

2009 PSIC Code	Region/ Industry Description	Number of Establishments	Employment as of 15 November 2018		Workers on Sub-Contract Agreement as of 15 November 2018	Total Revenue
			Total	Paid Employees		
		(1)	(2)	(3)	(4)	(5)
C325	Manufacture of medical and dental instruments and supplies	21	7,260	7,175	3,169	36,589,912
C329	Other manufacturing, n.e.c.	17	1,253	1,253	131	1,114,076
C331	Repair of fabricated metal products, machinery and equipment	133	5,035	4,996	581	5,300,230
C332	Installation of industrial machinery and equipment	S	S	S	S	S
	MIMAROPA	1,118	8,368	7,685	96	21,947,821
C101	Processing and preserving of meat	3	23	23	18	246,557
C102	Processing and preserving of fish, crustaceans and mollusks	S	S	S	S	S
C103	Processing and preserving of fruits and vegetables	S	S	S	S	S
C104	Manufacture of vegetable and animal oils and fats	7	283	280	-	538,008
C105	Manufacture of dairy products	5	16	14	-	1,720
C106	Manufacture of grain mill products, starches and starch products	98	947	917	27	3,416,163
C107	Manufacture of other food products	432	2,989	2,569	8	1,060,914
C110	Manufacture of beverages	289	1,404	1,280	-	305,314
C131	Spinning, weaving and finishing of textiles	3	55	53	-	3,486
C141	Manufacture of wearing apparel, except fur apparel	8	25	25	-	7,041
C142	Custom tailoring and dressmaking	22	203	203	-	32,874
C151	Tanning and dressing of leather; manufacture of luggage and handbags	3	43	43	-	3,573
C161	Sawmilling and planing of wood	4	40	38	-	1,884
C162	Manufacture of products of wood, cork, straw and plaiting materials	13	76	59	-	83,978
C181	Printing and service activities related to printing	123	890	875	37	351,357
C201	Manufacture of basic chemicals	3	6	3	-	1,697
C202	Manufacture of other chemical products, n.e.c.	S	S	S	S	S
C210	Manufacture of pharmaceuticals, medicinal chemical and botanical products	S	S	S	S	S
C222	Manufacture of plastics products	6	36	36	-	8,317
C239	Manufacture of non-metallic mineral products, n.e.c.	37	249	223	-	32,998
C241	Manufacture of basic iron and steel	8	25	25	-	4,581
C242	Manufacture of basic precious and other non-ferrous metals	S	S	S	S	S
C259	Manufacture of other fabricated metal products; metal working service activities	19	142	135	-	20,036

Table 1 Summary Statistics for Manufacturing Establishments by Region and Industry Group: Philippines, 2018

(Values are in thousand PhP, except number of establishments, employment, and workers on sub-contract agreement.
Details may not add-up to total due to rounding and/or statistical disclosure control.)

Continued

2009 PSIC Code	Region/ Industry Description	Number of Establishments	Employment as of 15 November 2018		Workers on Sub- Contract Agreement as of 15 November 2018	Total Revenue
			Total	Paid Employees		
		(1)	(2)	(3)	(4)	(5)
C282	Manufacture of special purpose machinery	S	S	S	S	S
C310	Manufacture of furniture	21	177	153	-	55,342
C331	Repair of fabricated metal products, machinery and equipment	5	46	46	-	13,413
V – Bicol		1,339	13,543	12,960	2,820	32,458,042
C101	Processing and preserving of meat	14	800	798	-	164,546
C102	Processing and preserving of fish, crustaceans and mollusks	28	776	750	31	557,014
C103	Processing and preserving of fruits and vegetables	5	125	120	-	36,326
C104	Manufacture of vegetable and animal oils and fats	9	497	497	1,058	3,421,571
C105	Manufacture of dairy products	6	42	41	-	10,107
C106	Manufacture of grain mill products, starches and starch products	67	899	881	47	2,530,807
C107	Manufacture of other food products	542	4,669	4,638	82	2,374,353
C108	Manufacture of prepared animal feeds	4	480	480	40	673,068
C110	Manufacture of beverages	249	1,236	989	2	1,298,391
C120	Manufacture of tobacco products	S	S	S	S	S
C131	Spinning, weaving and finishing of textiles	6	47	44	-	2,710
C139	Manufacture of other textiles	10	165	165	81	329,250
C141	Manufacture of wearing apparel, except fur apparel	19	211	211	-	95,106
C142	Custom tailoring and dressmaking	55	379	294	-	62,986
C151	Tanning and dressing of leather; manufacture of luggage and handbags	3	40	40	-	3,353
C152	Manufacture of footwear	4	13	13	-	2,845
C162	Manufacture of products of wood, cork, straw and plaiting materials	32	369	364	67	348,815
C170	Manufacture of paper and paper products	5	138	138	12	992,181
C181	Printing and service activities related to printing	93	730	693	-	347,976
C201	Manufacture of basic chemicals	3	23	23	-	18,302
C210	Manufacture of pharmaceuticals, medicinal chemical and botanical products	5	30	30	-	4,323
C231	Manufacture of glass and glass products	S	S	S	S	S
C239	Manufacture of non-metallic mineral products, n.e.c.	29	641	634	788	3,056,426
C241	Manufacture of basic iron and steel	12	113	83	-	318,835
C242	Manufacture of basic precious and other non-ferrous metals	S	S	S	S	S
C251	Manufacture of structural metal products, tanks, reservoirs and steam generators	21	69	52	21	38,580

Table 1 Summary Statistics for Manufacturing Establishments by Region and Industry Group: Philippines, 2018

(Values are in thousand PHP, except number of establishments, employment, and workers on sub-contract agreement.
Details may not add-up to total due to rounding and/or statistical disclosure control.)

Continued

2009 PSIC Code	Region/ Industry Description	Number of Establishments	Employment as of 15 November 2018		Workers on Sub- Contract Agreement as of 15 November 2018	Total Revenue
			Total	Paid Employees		
		(1)	(2)	(3)	(4)	(5)
C259	Manufacture of other fabricated metal products; metal working service activities	31	99	80	-	13,602
C281	Manufacture of general purpose machinery	4	24	24	-	266,079
C282	Manufacture of special purpose machinery	3	28	26	-	57,755
C293	Manufacture of parts and accessories for motor vehicles	3	17	11	-	1,217
C310	Manufacture of furniture	25	104	80	-	34,310
C329	Other manufacturing, n.e.c.	19	252	252	32	111,852
C331	Repair of fabricated metal products, machinery and equipment	29	204	187	-	317,153
VI – Western Visayas		1,425	26,722	25,771	3,327	81,795,615
C101	Processing and preserving of meat	19	1,373	1,357	254	5,015,728
C102	Processing and preserving of fish, crustaceans and mollusks	31	968	945	51	807,956
C103	Processing and preserving of fruits and vegetables	S	S	S	S	S
C104	Manufacture of vegetable and animal oils and fats	5	141	141	37	206,946
C105	Manufacture of dairy products	5	47	47	-	10,925
C106	Manufacture of grain mill products, starches and starch products	107	887	797	-	1,429,781
C107	Manufacture of other food products	444	12,335	12,098	981	40,258,199
C108	Manufacture of prepared animal feeds	3	770	770	-	5,183,170
C110	Manufacture of beverages	282	3,405	3,175	1,705	16,118,836
C131	Spinning, weaving and finishing of textiles	14	139	132	38	57,142
C139	Manufacture of other textiles	4	11	8	-	14,873
C141	Manufacture of wearing apparel, except fur apparel	17	241	231	35	57,662
C142	Custom tailoring and dressmaking	63	435	399	-	104,750
C161	Sawmilling and planing of wood	3	37	37	-	13,068
C162	Manufacture of products of wood, cork, straw and plaiting materials	14	220	204	-	66,293
C181	Printing and service activities related to printing	145	1,089	1,006	-	464,627
C192	Manufacture of refined petroleum products	S	S	S	S	S
C201	Manufacture of basic chemicals	9	571	569	208	8,277,342
C202	Manufacture of other chemical products, n.e.c.	S	S	S	S	S
C210	Manufacture of pharmaceuticals, medicinal chemical and botanical products	7	35	35	-	41,631
C221	Manufacture of rubber products	3	9	9	-	1,726
C222	Manufacture of plastics products	21	639	619	-	642,507

Table 1 Summary Statistics for Manufacturing Establishments by Region and Industry Group: Philippines, 2018

(Values are in thousand PhP, except number of establishments, employment, and workers on sub-contract agreement.
Details may not add-up to total due to rounding and/or statistical disclosure control.)

Continued

2009 PSIC Code	Region/ Industry Description	Number of Establishments	Employment as of 15 November 2018		Workers on Sub- Contract Agreement as of 15 November 2018	Total Revenue
			Total	Paid Employees		
		(1)	(2)	(3)	(4)	(5)
C231	Manufacture of glass and glass products	4	8	8	-	4,346
C239	Manufacture of non-metallic mineral products, n.e.c.	99	1,091	1,032	-	1,442,041
C241	Manufacture of basic iron and steel	14	114	110	11	232,784
C243	Casting of metals	5	122	122	-	54,864
C251	Manufacture of structural metal products, tanks, reservoirs and steam generators	17	388	388	-	156,234
C259	Manufacture of other fabricated metal products; metal working service activities	33	302	218	-	113,451
C265	Manufacture of measuring, testing, navigating and control equipment; watches and clocks	S	S	S	S	S
C267	Manufacture of optical instruments and photographic equipment	S	S	S	S	S
C282	Manufacture of special purpose machinery	3	124	121	7	236,075
C293	Manufacture of parts and accessories for motor vehicles	3	11	11	-	5,228
C310	Manufacture of furniture	12	534	506	1	394,101
C321	Manufacture of jewelry, bijouterie and related articles	5	14	14	-	13,702
C329	Other manufacturing, n.e.c.	11	241	241	-	178,635
C331	Repair of fabricated metal products, machinery and equipment	16	307	307	-	104,507
VII – Central Visayas		2,347	141,214	140,649	33,274	321,488,328
C101	Processing and preserving of meat	27	3,408	3,408	872	14,729,179
C102	Processing and preserving of fish, crustaceans and mollusks	34	2,740	2,736	1,150	9,606,842
C103	Processing and preserving of fruits and vegetables	21	1,108	1,035	84	6,289,001
C104	Manufacture of vegetable and animal oils and fats	14	584	584	156	10,139,229
C105	Manufacture of dairy products	6	110	107	1	107,138
C106	Manufacture of grain mill products, starches and starch products	71	637	612	346	2,909,959
C107	Manufacture of other food products	758	9,518	9,434	1,971	13,866,301
C108	Manufacture of prepared animal feeds	19	1,194	1,192	1,525	28,849,429
C110	Manufacture of beverages	247	5,473	5,349	546	17,420,642
C131	Spinning, weaving and finishing of textiles	4	499	472	-	160,973
C139	Manufacture of other textiles	13	872	872	93	710,950
C141	Manufacture of wearing apparel, except fur apparel	53	27,456	27,448	55	9,124,359
C142	Custom tailoring and dressmaking	50	276	265	-	48,184
C151	Tanning and dressing of leather; manufacture of luggage and handbags	S	S	S	S	S

Table 1 Summary Statistics for Manufacturing Establishments by Region and Industry Group: Philippines, 2018

(Values are in thousand PhP, except number of establishments, employment, and workers on sub-contract agreement.
Details may not add-up to total due to rounding and/or statistical disclosure control.)

Continued

2009 PSIC Code	Region/ Industry Description	Number of Establishments	Employment as of 15 November 2018		Workers on Sub- Contract Agreement as of 15 November 2018	Total Revenue
			Total	Paid Employees		
		(1)	(2)	(3)	(4)	(5)
C152	Manufacture of footwear	16	1,206	1,185	229	796,023
C162	Manufacture of products of wood, cork, straw and plaiting materials	15	664	662	6	1,564,817
C170	Manufacture of paper and paper products	19	908	906	200	3,386,634
C181	Printing and service activities related to printing	268	2,607	2,569	15	1,846,612
C201	Manufacture of basic chemicals	18	777	777	239	8,367,696
C202	Manufacture of other chemical products, n.e.c.	36	1,953	1,953	196	5,230,830
C210	Manufacture of pharmaceuticals, medicinal chemical and botanical products	4	1,071	1,071	28	2,578,673
C221	Manufacture of rubber products	7	1,678	1,678	237	2,715,066
C222	Manufacture of plastics products	71	2,594	2,580	541	6,316,541
C231	Manufacture of glass and glass products	7	859	859	65	2,145,953
C239	Manufacture of non-metallic mineral products, n.e.c.	45	2,931	2,928	1,690	31,021,885
C241	Manufacture of basic iron and steel	29	1,559	1,553	335	18,121,719
C242	Manufacture of basic precious and other non-ferrous metals	S	S	S	S	S
C243	Casting of metals	8	862	859	197	1,620,902
C251	Manufacture of structural metal products, tanks, reservoirs and steam generators	10	2,342	2,342	25	1,369,723
C252	Manufacture of weapons and ammunition	S	S	S	S	S
C259	Manufacture of other fabricated metal products; metal working service activities	50	3,729	3,702	1,109	6,086,431
C261	Manufacture of electronic components	10	18,894	18,894	12,451	20,687,068
C262	Manufacture of computers and peripheral equipment and accessories	S	S	S	S	S
C263	Manufacture of communication equipment	S	S	S	S	S
C264	Manufacture of consumer electronics	3	1,734	1,734	601	5,775,783
C265	Manufacture of measuring, testing, navigating and control equipment; watches and clocks	5	2,687	2,687	4	1,411,139
C267	Manufacture of optical instruments and photographic equipment	12	2,722	2,722	1,376	6,998,043
C271	Manufacture of electric motors, generators, transformers and electricity distribution and control apparatus	7	866	866	5	2,120,521
C273	Manufacture of wiring and wiring devices	S	S	S	S	S
C274	Manufacture of electric lighting equipment	4	735	735	2	813,302
C275	Manufacture of domestic appliances	S	S	S	S	S

Table 1 Summary Statistics for Manufacturing Establishments by Region and Industry Group: Philippines, 2018

(Values are in thousand PhP, except number of establishments, employment, and workers on sub-contract agreement.
Details may not add-up to total due to rounding and/or statistical disclosure control.)

Continued

2009 PSIC Code	Region/ Industry Description	Number of Establishments	Employment as of 15 November 2018		Workers on Sub- Contract Agreement as of 15 November 2018	Total Revenue
			Total	Paid Employees		
		(1)	(2)	(3)	(4)	(5)
C279	Manufacture of other electrical equipment	S	S	S	S	S
C281	Manufacture of general purpose machinery	5	567	567	241	3,421,443
C282	Manufacture of special purpose machinery	5	133	133	39	238,366
C291	Manufacture of motor vehicles	10	1,317	1,317	180	2,834,995
C293	Manufacture of parts and accessories for motor vehicles	8	6,345	6,345	134	8,478,730
C301	Building of ships and boats	13	2,812	2,812	2,753	29,586,100
C309	Manufacture of transport equipment, n.e.c.	3	1,714	1,703	666	4,696,156
C310	Manufacture of furniture	173	8,556	8,501	829	8,827,647
C321	Manufacture of jewelry, bijouterie and related articles	37	1,710	1,705	547	1,557,801
C322	Manufacture of musical instruments	S	S	S	S	S
C323	Manufacture of sports goods	S	S	S	S	S
C324	Manufacture of games and toys	S	S	S	S	S
C325	Manufacture of medical and dental instruments and supplies	15	1,321	1,321	645	3,181,118
C329	Other manufacturing, n.e.c.	24	1,030	1,030	56	1,084,289
C331	Repair of fabricated metal products, machinery and equipment	66	2,481	2,465	16	1,024,116
VIII – Eastern Visayas		1,415	13,379	12,710	2,393	119,480,919
C101	Processing and preserving of meat	S	S	S	S	S
C102	Processing and preserving of fish, crustaceans and mollusks	8	167	127	-	324,242
C103	Processing and preserving of fruits and vegetables	5	55	40	-	35,752
C104	Manufacture of vegetable and animal oils and fats	7	434	434	8	4,351,620
C105	Manufacture of dairy products	S	S	S	S	S
C106	Manufacture of grain mill products, starches and starch products	100	862	663	12	678,747
C107	Manufacture of other food products	646	6,437	6,423	422	6,077,504
C110	Manufacture of beverages	365	1,902	1,694	127	3,759,079
C131	Spinning, weaving and finishing of textiles	4	30	10	-	12,185
C139	Manufacture of other textiles	S	S	S	S	S
C141	Manufacture of wearing apparel, except fur apparel	8	58	50	-	8,590
C142	Custom tailoring and dressmaking	34	166	142	-	21,772
C162	Manufacture of products of wood, cork, straw and plaiting materials	13	68	68	-	17,736
C170	Manufacture of paper and paper products	7	238	238	173	2,234,100
C181	Printing and service activities related to printing	76	436	436	-	320,946
C201	Manufacture of basic chemicals	7	129	129	17	742,194

Table 1 Summary Statistics for Manufacturing Establishments by Region and Industry Group: Philippines, 2018

(Values are in thousand PHP, except number of establishments, employment, and workers on sub-contract agreement.
Details may not add-up to total due to rounding and/or statistical disclosure control.)

Continued

2009 PSIC Code	Region/ Industry Description	Number of Establishments	Employment as of 15 November 2018		Workers on Sub- Contract Agreement as of 15 November 2018	Total Revenue
			Total	Paid Employees		
		(1)	(2)	(3)	(4)	(5)
C210	Manufacture of pharmaceuticals, medicinal chemical and botanical products	S	S	S	S	S
C222	Manufacture of plastics products	9	61	61	-	65,360
C231	Manufacture of glass and glass products	6	23	23	-	32,613
C239	Manufacture of non-metallic mineral products, n.e.c.	38	200	175	-	39,080
C241	Manufacture of basic iron and steel	3	14	14	-	7,161
C242	Manufacture of basic precious and other non-ferrous metals	S	S	S	S	S
C243	Casting of metals	S	S	S	S	S
C251	Manufacture of structural metal products, tanks, reservoirs and steam generators	5	32	32	-	24,091
C259	Manufacture of other fabricated metal products; metal working service activities	38	155	142	-	22,687
C273	Manufacture of wiring and wiring devices	S	S	S	S	S
C282	Manufacture of special purpose machinery	S	S	S	S	S
C310	Manufacture of furniture	4	51	43	-	7,312
C321	Manufacture of jewelry, bijouterie and related articles	5	18	9	-	1,771
C329	Other manufacturing, n.e.c.	12	159	123	-	54,763
C331	Repair of fabricated metal products, machinery and equipment	6	138	138	-	92,826
IX – Zamboanga Peninsula		1,278	16,145	15,486	2,705	49,321,190
C101	Processing and preserving of meat	12	200	200	-	688,545
C102	Processing and preserving of fish, crustaceans and mollusks	29	4,955	4,941	1,650	15,322,958
C104	Manufacture of vegetable and animal oils and fats	6	491	478	-	18,164,382
C105	Manufacture of dairy products	4	5	4	-	1,869
C106	Manufacture of grain mill products, starches and starch products	133	994	837	-	1,075,234
C107	Manufacture of other food products	649	4,538	4,469	74	6,109,664
C108	Manufacture of prepared animal feeds	S	S	S	S	S
C110	Manufacture of beverages	151	838	714	-	2,402,814
C139	Manufacture of other textiles	S	S	S	S	S
C142	Custom tailoring and dressmaking	37	299	264	-	82,725
C161	Sawmilling and planing of wood	4	18	18	-	6,415
C162	Manufacture of products of wood, cork, straw and plaiting materials	S	S	S	S	S
C181	Printing and service activities related to printing	81	633	483	-	161,285
C221	Manufacture of rubber products	5	346	346	45	1,496,212
C222	Manufacture of plastics products	8	135	127	-	75,247

Table 1 Summary Statistics for Manufacturing Establishments by Region and Industry Group: Philippines, 2018

(Values are in thousand PhP, except number of establishments, employment, and workers on sub-contract agreement.
Details may not add-up to total due to rounding and/or statistical disclosure control.)

Continued

2009 PSIC Code	Region/ Industry Description	Number of Establishments	Employment as of 15 November 2018		Workers on Sub- Contract Agreement as of 15 November 2018	Total Revenue
			Total	Paid Employees		
		(1)	(2)	(3)	(4)	(5)
C231	Manufacture of glass and glass products	4	15	15	-	9,769
C239	Manufacture of non-metallic mineral products, n.e.c.	36	187	159	-	131,380
C241	Manufacture of basic iron and steel	5	36	36	6	76,236
C251	Manufacture of structural metal products, tanks, reservoirs and steam generators	12	143	136	-	25,014
C259	Manufacture of other fabricated metal products; metal working service activities	23	437	424	253	2,314,108
C310	Manufacture of furniture	26	293	273	-	111,387
C321	Manufacture of jewelry, bijouterie and related articles	S	S	S	S	S
C329	Other manufacturing, n.e.c.	4	196	196	-	6,000
C331	Repair of fabricated metal products, machinery and equipment	44	454	436	108	120,357
X – Northern Mindanao		1,124	21,901	21,414	8,930	149,059,260
C101	Processing and preserving of meat	23	1,127	1,088	655	671,962
C102	Processing and preserving of fish, crustaceans and mollusks	S	S	S	S	S
C103	Processing and preserving of fruits and vegetables	15	3,674	3,644	4,621	28,809,020
C104	Manufacture of vegetable and animal oils and fats	9	742	742	348	14,319,568
C105	Manufacture of dairy products	6	94	84	-	89,927
C106	Manufacture of grain mill products, starches and starch products	36	1,136	1,083	937	29,268,979
C107	Manufacture of other food products	409	5,776	5,744	1,318	7,548,971
C108	Manufacture of prepared animal feeds	7	219	212	9	16,285,466
C110	Manufacture of beverages	182	1,587	1,587	44	10,130,218
C131	Spinning, weaving and finishing of textiles	3	6	-	-	837
C139	Manufacture of other textiles	5	17	17	-	9,274
C141	Manufacture of wearing apparel, except fur apparel	10	107	107	25	118,370
C142	Custom tailoring and dressmaking	43	419	375	-	128,620
C152	Manufacture of footwear	4	226	221	12	199,820
C161	Sawmilling and planing of wood	15	342	337	18	814,158
C162	Manufacture of products of wood, cork, straw and plaiting materials	14	289	286	2	415,547
C170	Manufacture of paper and paper products	6	358	357	84	4,093,953
C181	Printing and service activities related to printing	92	723	692	16	359,923
C192	Manufacture of refined petroleum products	3	22	22	-	73,609
C201	Manufacture of basic chemicals	11	594	588	130	22,750,392

Table 1 Summary Statistics for Manufacturing Establishments by Region and Industry Group: Philippines, 2018

(Values are in thousand PhP, except number of establishments, employment, and workers on sub-contract agreement.
Details may not add-up to total due to rounding and/or statistical disclosure control.)

Continued

2009 PSIC Code	Region/ Industry Description	Number of Establishments	Employment as of 15 November 2018		Workers on Sub- Contract Agreement as of 15 November 2018	Total Revenue
			Total	Paid Employees		
		(1)	(2)	(3)	(4)	(5)
C202	Manufacture of other chemical products, n.e.c.	4	293	293	116	5,210,386
C210	Manufacture of pharmaceuticals, medicinal chemical and botanical products	S	S	S	S	S
C221	Manufacture of rubber products	S	S	S	S	S
C222	Manufacture of plastics products	22	291	290	-	197,931
C231	Manufacture of glass and glass products	3	24	18	-	4,671
C239	Manufacture of non-metallic mineral products, n.e.c.	38	436	426	118	2,928,873
C241	Manufacture of basic iron and steel	10	490	490	39	1,189,147
C243	Casting of metals	3	24	24	-	12,182
C251	Manufacture of structural metal products, tanks, reservoirs and steam generators	26	321	321	-	499,556
C259	Manufacture of other fabricated metal products; metal working service activities	17	284	272	-	110,456
C264	Manufacture of consumer electronics	S	S	S	S	S
C271	Manufacture of electric motors, generators, transformers and electricity distribution and control apparatus	S	S	S	S	S
C281	Manufacture of general purpose machinery	S	S	S	S	S
C282	Manufacture of special purpose machinery	S	S	S	S	S
C291	Manufacture of motor vehicles	3	48	48	-	54,221
C293	Manufacture of parts and accessories for motor vehicles	3	28	28	-	6,930
C310	Manufacture of furniture	39	538	423	160	444,712
C321	Manufacture of jewelry, bijouterie and related articles	S	S	S	S	S
C324	Manufacture of games and toys	S	S	S	S	S
C329	Other manufacturing, n.e.c.	S	S	S	S	S
C331	Repair of fabricated metal products, machinery and equipment	49	803	731	268	1,414,267
XI – Davao Region		1,478	32,963	32,638	12,843	124,960,676
C101	Processing and preserving of meat	13	1,813	1,810	127	1,282,410
C102	Processing and preserving of fish, crustaceans and mollusks	5	72	72	180	450,159
C103	Processing and preserving of fruits and vegetables	13	759	753	816	1,221,649
C104	Manufacture of vegetable and animal oils and fats	17	2,497	2,495	5,186	22,197,712
C105	Manufacture of dairy products	5	47	42	-	12,337
C106	Manufacture of grain mill products, starches and starch products	131	1,271	1,245	4	4,674,577

Table 1 Summary Statistics for Manufacturing Establishments by Region and Industry Group: Philippines, 2018

(Values are in thousand PhP, except number of establishments, employment, and workers on sub-contract agreement.
Details may not add-up to total due to rounding and/or statistical disclosure control.)

Continued

2009 PSIC Code	Region/ Industry Description	Number of Establishments	Employment as of 15 November 2018		Workers on Sub- Contract Agreement as of 15 November 2018	Total Revenue
			Total	Paid Employees		
		(1)	(2)	(3)	(4)	(5)
C107	Manufacture of other food products	430	7,691	7,691	1,010	16,115,738
C108	Manufacture of prepared animal feeds	7	1,417	1,417	596	19,192,273
C110	Manufacture of beverages	270	3,697	3,556	1,412	15,845,818
C120	Manufacture of tobacco products	S	S	S	S	S
C139	Manufacture of other textiles	19	349	349	-	231,148
C141	Manufacture of wearing apparel, except fur apparel	23	193	176	-	139,291
C142	Custom tailoring and dressmaking	41	479	463	12	115,854
C152	Manufacture of footwear	5	54	54	-	7,120
C161	Sawmilling and 22lanning of wood	3	93	91	-	51,333
C162	Manufacture of products of wood, cork, straw and plaiting materials	31	1,579	1,574	533	2,022,065
C170	Manufacture of paper and paper products	15	772	772	500	6,169,608
C181	Printing and service activities related to printing	123	1,229	1,187	93	2,187,506
C192	Manufacture of refined petroleum products	S	S	S	S	S
C201	Manufacture of basic chemicals	22	359	359	3	474,278
C202	Manufacture of other chemical products, n.e.c.	8	621	621	429	5,489,729
C210	Manufacture of pharmaceuticals, medicinal chemical and botanical products	8	166	162	-	1,351,496
C221	Manufacture of rubber products	4	42	42	-	43,253
C222	Manufacture of plastics products	42	2,735	2,735	764	7,299,958
C231	Manufacture of glass and glass products	4	79	76	-	61,716
C239	Manufacture of non-metallic mineral products, n.e.c.	46	1,453	1,438	185	9,632,307
C241	Manufacture of basic iron and steel	11	430	427	250	1,378,527
C242	Manufacture of basic precious and other non-ferrous metals	3	153	153	-	437,150
C243	Casting of metals	S	S	S	S	S
C251	Manufacture of structural metal products, tanks, reservoirs and steam generators	15	325	322	191	1,578,500
C252	Manufacture of weapons and ammunition	S	S	S	S	S
C259	Manufacture of other fabricated metal products; metal working service activities	10	112	112	94	381,800
C265	Manufacture of measuring, testing, navigating and control equipment; watches and clocks	S	S	S	S	S
C271	Manufacture of electric motors, generators, transformers and electricity distribution and control apparatus	S	S	S	S	S
C275	Manufacture of domestic appliances	3	36	36	-	17,240
C281	Manufacture of general purpose machinery	4	35	35	64	51,054

Table 1 Summary Statistics for Manufacturing Establishments by Region and Industry Group: Philippines, 2018

(Values are in thousand PhP, except number of establishments, employment, and workers on sub-contract agreement.
Details may not add-up to total due to rounding and/or statistical disclosure control.)

Continued

2009 PSIC Code	Region/ Industry Description	Number of Establishments	Employment as of 15 November 2018		Workers on Sub- Contract Agreement as of 15 November 2018	Total Revenue
			Total	Paid Employees		
		(1)	(2)	(3)	(4)	(5)
C282	Manufacture of special purpose machinery	26	270	270	16	395,880
C291	Manufacture of motor vehicles	S	S	S	S	S
C293	Manufacture of parts and accessories for motor vehicles	3	11	11	-	429
C301	Building of ships and boats	S	S	S	S	S
C310	Manufacture of furniture	48	829	811	296	867,491
C321	Manufacture of jewelry, bijouterie and related articles	5	37	37	-	144,390
C329	Other manufacturing, n.e.c.	11	179	179	51	149,030
C331	Repair of fabricated metal products, machinery and equipment	44	781	776	14	676,292
	XII – SOCCSKSARGEN	1,220	14,217	13,624	20,597	60,183,749
C101	Processing and preserving of meat	6	544	544	405	584,672
C102	Processing and preserving of fish, crustaceans and mollusks	24	2,738	2,738	16,495	33,131,627
C103	Processing and preserving of fruits and vegetables	S	S	S	S	S
C104	Manufacture of vegetable and animal oils and fats	7	663	663	2,500	10,251,386
C105	Manufacture of dairy products	3	35	35	-	12,882
C106	Manufacture of grain mill products, starches and starch products	180	1,307	1,207	115	2,122,705
C107	Manufacture of other food products	390	3,149	2,992	59	5,088,934
C108	Manufacture of prepared animal feeds	3	149	147	181	495,404
C110	Manufacture of beverages	250	837	837	44	697,150
C131	Spinning, weaving and finishing of textiles	6	23	18	-	12,200
C139	Manufacture of other textiles	3	57	34	23	55,972
C141	Manufacture of wearing apparel, except fur apparel	13	125	75	26	31,984
C142	Custom tailoring and dressmaking	51	306	264	48	50,341
C161	Sawmilling and planing of wood	7	68	63	1	50,706
C162	Manufacture of products of wood, cork, straw and plaiting materials	8	240	193	2	85,718
C170	Manufacture of paper and paper products	4	39	39	27	487,125
C181	Printing and service activities related to printing	107	791	769	-	516,138
C192	Manufacture of refined petroleum products	S	S	S	S	S
C201	Manufacture of basic chemicals	10	68	46	33	134,055
C202	Manufacture of other chemical products, n.e.c.	S	S	S	S	S
C221	Manufacture of rubber products	S	S	S	S	S
C222	Manufacture of plastics products	S	S	S	S	S
C231	Manufacture of glass and glass products	S	S	S	S	S

Table 1 Summary Statistics for Manufacturing Establishments by Region and Industry Group: Philippines, 2018

(Values are in thousand PhP, except number of establishments, employment, and workers on sub-contract agreement.
Details may not add-up to total due to rounding and/or statistical disclosure control.)

Continued

2009 PSIC Code	Region/ Industry Description	Number of Establishments	Employment as of 15 November 2018		Workers on Sub- Contract Agreement as of 15 November 2018	Total Revenue
			Total	Paid Employees		
		(1)	(2)	(3)	(4)	(5)
C239	Manufacture of non-metallic mineral products, n.e.c.	32	266	253	2	193,097
C241	Manufacture of basic iron and steel	12	133	114	-	124,237
C243	Casting of metals	S	S	S	S	S
C251	Manufacture of structural metal products, tanks, reservoirs and steam generators	13	195	182	14	716,131
C259	Manufacture of other fabricated metal products; metal working service activities	42	601	568	187	3,231,462
C301	Building of ships and boats	S	S	S	S	S
C310	Manufacture of furniture	10	602	594	164	285,663
C323	Manufacture of sports goods	S	S	S	S	S
C331	Repair of fabricated metal products, machinery and equipment	29	901	901	199	957,084
XIII – Caraga		1,050	14,668	14,120	5,223	29,813,018
C101	Processing and preserving of meat	9	156	135	4	64,664
C102	Processing and preserving of fish, crustaceans and mollusks	S	S	S	S	S
C103	Processing and preserving of fruits and vegetables	S	S	S	S	S
C104	Manufacture of vegetable and animal oils and fats	5	451	451	1,532	2,581,012
C106	Manufacture of grain mill products, starches and starch products	46	317	280	-	425,424
C107	Manufacture of other food products	498	7,048	6,916	140	3,024,649
C108	Manufacture of prepared animal feeds	4	17	-	-	61
C110	Manufacture of beverages	167	717	702	-	61,727
C139	Manufacture of other textiles	3	37	16	-	760
C141	Manufacture of wearing apparel, except fur apparel	3	30	30	-	26,132
C142	Custom tailoring and dressmaking	22	168	164	-	28,797
C161	Sawmilling and planing of wood	7	245	239	-	159,926
C162	Manufacture of products of wood, cork, straw and plaiting materials	10	2,038	2,036	371	1,751,284
C181	Printing and service activities related to printing	86	632	615	1	175,360
C201	Manufacture of basic chemicals	S	S	S	S	S
C202	Manufacture of other chemical products, n.e.c.	13	510	489	-	481,115
C231	Manufacture of glass and glass products	S	S	S	S	S
C239	Manufacture of non-metallic mineral products, n.e.c.	35	268	250	70	963,488
C241	Manufacture of basic iron and steel	3	14	14	-	14,746
C242	Manufacture of basic precious and other non-ferrous metals	S	S	S	S	S
C259	Manufacture of other fabricated metal products; metal working service activities	32	259	247	-	159,686

Table 1 Summary Statistics for Manufacturing Establishments by Region and Industry Group: Philippines, 2018

(Values are in thousand PHP, except number of establishments, employment, and workers on sub-contract agreement.
Details may not add-up to total due to rounding and/or statistical disclosure control.)

Continued

2009 PSIC Code	Region/ Industry Description	Number of Establishments	Employment as of 15 November 2018		Workers on Sub- Contract Agreement as of 15 November 2018	Total Revenue
			Total	Paid Employees		
		(1)	(2)	(3)	(4)	(5)
C275	Manufacture of domestic appliances	3	12	12	-	330
C301	Building of ships and boats	S	S	S	S	S
C309	Manufacture of transport equipment, n.e.c.	7	28	21	-	9,735
C310	Manufacture of furniture	29	326	199	51	71,979
C321	Manufacture of jewelry, bijouterie and related articles	9	14	5	-	1,978
C324	Manufacture of games and toys	3	30	-	-	327
C329	Other manufacturing, n.e.c.	12	86	79	-	30,324
C331	Repair of fabricated metal products, machinery and equipment	34	357	342	12	144,599
	Autonomous Region in Muslim Mindanao	343	2,953	2,918	224	4,772,103
C104	Manufacture of vegetable and animal oils and fats	S	S	S	S	S
C106	Manufacture of grain mill products, starches and starch products	46	704	704	207	3,926,772
C107	Manufacture of other food products	83	646	646	17	139,664
C108	Manufacture of prepared animal feeds	3	37	37	-	962
C110	Manufacture of beverages	124	620	620	-	142,746
C142	Custom tailoring and dressmaking	22	162	162	-	27,708
C181	Printing and service activities related to printing	46	198	167	-	18,709
C221	Manufacture of rubber products	S	S	S	S	S
C239	Manufacture of non-metallic mineral products, n.e.c.	7	33	33	-	1,067
C251	Manufacture of structural metal products, tanks, reservoirs and steam generators	5	37	32	-	3,709
C310	Manufacture of furniture	5	428	428	-	81,630

Table 1 Summary Statistics for Manufacturing Establishments by Region and Industry Group: Philippines, 2018

(Values are in thousand PhP, except number of establishments, employment, and workers on sub-contract agreement.
Details may not add-up to total due to rounding and/or statistical disclosure control.)

Continued

2009 PSIC Code	Region/ Industry Description	Expense			Value of Output	Intermediate Expense
		Total	Compensation	Other Expense		
		(6)	(7)	(8)	(9)	(10)
	Philippines	5,268,285,239	411,212,892	4,857,072,348	5,567,485,270	3,883,085,577
C101	Processing and preserving of meat	97,118,144	8,352,378	88,765,766	102,970,896	75,124,732
C102	Processing and preserving of fish, crustaceans and mollusks	96,233,872	4,429,822	91,804,050	107,397,229	78,189,694
C103	Processing and preserving of fruits and vegetables	106,972,251	16,551,040	90,421,211	59,585,489	41,943,969
C104	Manufacture of vegetable and animal oils and fats	143,674,635	5,222,146	138,452,489	144,139,969	118,196,364
C105	Manufacture of dairy products	96,125,114	22,838,885	73,286,229	53,049,994	44,486,113
C106	Manufacture of grain mill products, starches and starch products	113,220,401	3,732,221	109,488,179	122,201,194	94,062,277
C107	Manufacture of other food products	313,436,231	38,306,692	275,129,539	350,015,512	208,100,353
C108	Manufacture of prepared animal feeds	147,600,124	3,524,632	144,075,492	153,836,481	122,233,881
C110	Manufacture of beverages	343,961,869	14,116,591	329,845,278	395,374,738	186,533,678
C120	Manufacture of tobacco products	70,053,719	3,862,593	66,191,126	81,253,204	14,048,088
C131	Spinning, weaving and finishing of textiles	9,493,570	1,318,346	8,175,223	9,860,224	7,446,218
C139	Manufacture of other textiles	13,318,142	2,654,449	10,663,693	13,498,695	9,470,645
C141	Manufacture of wearing apparel, except fur apparel	57,762,477	19,657,385	38,105,093	60,686,540	31,296,697
C142	Custom tailoring and dressmaking	2,100,934	707,957	1,392,977	1,915,057	849,113
C143	Manufacture of knitted and crocheted apparel	5,914,163	1,892,774	4,021,389	6,157,311	2,976,756
C151	Tanning and dressing of leather; manufacture of luggage and handbags	23,926,132	5,841,433	18,084,699	28,489,351	15,967,541
C152	Manufacture of footwear	7,571,166	1,496,419	6,074,746	7,964,327	5,102,313
C161	Sawmilling and planing of wood	2,283,766	216,834	2,066,933	2,284,846	1,758,929
C162	Manufacture of products of wood, cork, straw and plaiting materials	44,614,415	2,781,014	41,833,401	49,435,537	39,153,880
C170	Manufacture of paper and paper products	107,392,789	6,200,261	101,192,528	113,746,797	89,501,695
C181	Printing and service activities related to printing	37,151,008	5,694,406	31,456,602	39,017,688	25,373,299
C182	Reproduction of recorded media	239,827	19,243	220,584	253,171	168,478
C192	Manufacture of refined petroleum products	318,712,319	3,517,730	315,194,589	394,347,568	323,194,533
C199	Manufacture of other fuel products	3,682,567	133,197	3,549,370	3,733,352	2,928,197
C201	Manufacture of basic chemicals	121,565,609	4,200,610	117,364,999	126,210,771	99,270,720
C202	Manufacture of other chemical products, n.e.c.	203,991,658	12,302,038	191,689,620	227,751,299	131,267,739
C203	Manufacture of man-made fibers	S	S	S	S	S
C210	Manufacture of pharmaceuticals, medicinal chemical and botanical products	78,837,870	11,916,380	66,921,490	73,175,234	42,149,305
C221	Manufacture of rubber products	25,664,307	3,833,801	21,830,506	32,863,493	14,444,761
C222	Manufacture of plastics products	139,440,445	13,375,372	126,065,073	149,333,853	114,640,565
C231	Manufacture of glass and glass products	23,163,753	2,218,588	20,945,165	26,273,798	16,292,101

Table 1 Summary Statistics for Manufacturing Establishments by Region and Industry Group: Philippines, 2018

(Values are in thousand PhP, except number of establishments, employment, and workers on sub-contract agreement.
Details may not add-up to total due to rounding and/or statistical disclosure control.)

Continued

2009 PSIC Code	Region/ Industry Description	Expense			Value of Output	Intermediate Expense
		Total	Compensation	Other Expense		
		(6)	(7)	(8)	(9)	(10)
C239	Manufacture of non-metallic mineral products, n.e.c.	190,709,634	10,313,756	180,395,878	205,923,561	142,133,552
C241	Manufacture of basic iron and steel	187,245,994	4,982,050	182,263,944	152,044,305	124,500,620
C242	Manufacture of basic precious and other non-ferrous metals	158,302,444	2,572,218	155,730,226	159,283,050	126,989,701
C243	Casting of metals	14,152,163	1,524,852	12,627,311	15,460,538	11,557,423
C251	Manufacture of structural metal products, tanks, reservoirs and steam generators	40,570,264	4,765,271	35,804,993	42,390,378	30,607,946
C252	Manufacture of weapons and ammunition	423,651	101,528	322,124	595,372	337,300
C259	Manufacture of other fabricated metal products; metal working service activities	86,781,378	9,483,081	77,298,298	90,945,322	65,132,210
C261	Manufacture of electronic components	580,333,582	58,482,371	521,851,211	632,967,251	443,342,350
C262	Manufacture of computers and peripheral equipment and accessories	242,519,070	11,745,418	230,773,652	259,933,244	213,115,176
C263	Manufacture of communication equipment	8,750,725	669,081	8,081,644	9,129,492	7,108,176
C264	Manufacture of consumer electronics	24,871,414	2,613,044	22,258,370	25,779,391	18,568,547
C265	Manufacture of measuring, testing, navigating and control equipment; watches and clocks	4,744,516	1,037,354	3,707,163	4,925,165	3,325,510
C267	Manufacture of optical instruments and photographic equipment	19,890,507	2,054,320	17,836,187	23,213,850	16,431,635
C271	Manufacture of electric motors, generators, transformers and electricity distribution and control apparatus	17,996,285	2,184,595	15,811,690	19,826,707	14,098,785
C272	Manufacture of batteries and accumulators	9,909,146	870,993	9,038,153	12,675,339	9,630,335
C273	Manufacture of wiring and wiring devices	36,871,979	2,844,330	34,027,649	40,782,546	32,056,687
C274	Manufacture of electric lighting equipment	9,479,414	1,245,006	8,234,408	10,098,359	7,316,772
C275	Manufacture of domestic appliances	13,814,248	814,494	12,999,754	13,964,447	11,000,778
C279	Manufacture of other electrical equipment	69,532,755	5,252,889	64,279,866	78,455,028	54,511,262
C281	Manufacture of general purpose machinery	84,811,789	5,307,776	79,504,013	86,104,117	66,900,577
C282	Manufacture of special purpose machinery	36,897,288	4,091,593	32,805,696	37,091,806	26,552,274
C291	Manufacture of motor vehicles	51,170,815	2,762,212	48,408,603	53,363,036	40,911,709
C292	Manufacture of bodies (coachwork) for motor vehicles; manufacture of trailers and semi-trailers	2,888,249	372,352	2,515,898	3,204,549	2,027,100
C293	Manufacture of parts and accessories for motor vehicles	221,955,056	23,403,556	198,551,499	243,667,711	168,528,714
C301	Building of ships and boats	111,226,737	2,675,483	108,551,254	112,341,997	86,426,187
C302	Manufacture of railway locomotive and rolling stock	S	S	S	S	S

Table 1 Summary Statistics for Manufacturing Establishments by Region and Industry Group: Philippines, 2018

(Values are in thousand PhP, except number of establishments, employment, and workers on sub-contract agreement.
Details may not add-up to total due to rounding and/or statistical disclosure control.)

Continued

2009 PSIC Code	Region/ Industry Description	Expense			Value of Output	Intermediate Expense
		Total	Compensation	Other Expense		
		(6)	(7)	(8)	(9)	(10)
C303	Manufacture of air and spacecraft and related machinery	45,479,180	3,693,297	41,785,883	42,102,180	29,818,961
C309	Manufacture of transport equipment, n.e.c.	116,375,611	3,720,938	112,654,673	114,181,040	85,398,575
C310	Manufacture of furniture	31,772,941	4,778,899	26,994,042	33,437,318	23,373,890
C321	Manufacture of jewelry, bijouterie and related articles	2,375,677	443,313	1,932,364	2,483,847	1,658,382
C322	Manufacture of musical instruments	103,620	27,350	76,270	111,109	59,906
C323	Manufacture of sports goods	4,436,949	847,411	3,589,539	4,793,937	3,292,378
C324	Manufacture of games and toys	3,321,362	841,602	2,479,760	3,464,992	2,115,388
C325	Manufacture of medical and dental instruments and supplies	41,765,745	5,088,963	36,676,782	47,530,042	31,748,205
C329	Other manufacturing, n.e.c.	7,030,844	1,282,855	5,747,989	7,976,394	5,121,898
C331	Repair of fabricated metal products, machinery and equipment	32,370,213	7,325,373	25,044,841	38,148,893	19,245,245
C332	Installation of industrial machinery and equipment	232,996	43,290	189,706	298,476	126,774
National Capital Region		1,090,860,650	105,004,545	985,856,105	1,140,535,808	694,140,566
C101	Processing and preserving of meat	19,001,952	2,011,791	16,990,160	20,747,741	14,058,290
C102	Processing and preserving of fish, crustaceans and mollusks	24,007,803	1,710,297	22,297,506	29,273,742	15,967,136
C103	Processing and preserving of fruits and vegetables	62,159,195	12,010,363	50,148,832	11,354,069	11,461,134
C104	Manufacture of vegetable and animal oils and fats	40,822,083	2,036,809	38,785,275	44,516,845	37,978,287
C105	Manufacture of dairy products	13,600,555	1,685,190	11,915,365	17,934,381	8,573,279
C106	Manufacture of grain mill products, starches and starch products	34,293,962	1,226,132	33,067,830	36,586,153	28,897,109
C107	Manufacture of other food products	96,841,257	16,005,314	80,835,943	106,241,547	61,501,053
C108	Manufacture of prepared animal feeds	24,496,964	380,846	24,116,118	27,600,634	22,646,685
C110	Manufacture of beverages	105,858,127	6,076,326	99,781,801	137,195,132	22,528,401
C120	Manufacture of tobacco products	48,384,658	2,545,988	45,838,670	55,965,313	9,319,988
C131	Spinning, weaving and finishing of textiles	1,961,461	415,229	1,546,232	2,066,634	1,308,229
C139	Manufacture of other textiles	7,885,182	1,291,041	6,594,141	8,236,523	6,075,975
C141	Manufacture of wearing apparel, except fur apparel	22,492,286	4,466,093	18,026,193	23,740,117	16,037,097
C142	Custom tailoring and dressmaking	1,124,352	345,707	778,645	865,117	463,472
C143	Manufacture of knitted and crocheted apparel	2,674,377	204,324	2,470,053	2,696,824	1,673,063
C151	Tanning and dressing of leather; manufacture of luggage and handbags	1,897,643	216,115	1,681,529	1,945,323	1,345,384
C152	Manufacture of footwear	2,252,674	350,775	1,901,900	2,411,635	1,751,535
C161	Sawmilling and planing of wood	286,643	24,139	262,504	319,374	227,444
C162	Manufacture of products of wood, cork, straw and plaiting materials	1,229,172	173,407	1,055,765	1,300,891	994,233
C170	Manufacture of paper and paper products	52,294,160	2,488,477	49,805,683	54,058,586	45,962,421

Table 1 Summary Statistics for Manufacturing Establishments by Region and Industry Group: Philippines, 2018

(Values are in thousand PhP, except number of establishments, employment, and workers on sub-contract agreement.
Details may not add-up to total due to rounding and/or statistical disclosure control.)

Continued

2009 PSIC Code	Region/ Industry Description	Expense			Value of Output	Intermediate Expense
		Total	Compensation	Other Expense		
		(6)	(7)	(8)	(9)	(10)
C181	Printing and service activities related to printing	22,935,995	3,373,915	19,562,080	23,729,912	15,598,774
C192	Manufacture of refined petroleum products	488,383	46,336	442,047	531,961	419,526
C199	Manufacture of other fuel products	S	S	S	S	S
C201	Manufacture of basic chemicals	17,286,148	1,050,167	16,235,981	19,670,159	13,678,171
C202	Manufacture of other chemical products, n.e.c.	110,309,317	5,457,721	104,851,596	124,740,553	70,052,142
C203	Manufacture of man-made fibers	S	S	S	S	S
C210	Manufacture of pharmaceuticals, medicinal chemical and botanical products	53,821,595	8,436,110	45,385,485	47,334,109	25,997,242
C221	Manufacture of rubber products	6,115,327	667,146	5,448,182	6,629,350	4,763,615
C222	Manufacture of plastics products	56,138,925	5,374,174	50,764,751	59,361,648	47,951,698
C231	Manufacture of glass and glass products	10,478,602	761,731	9,716,871	11,043,563	9,124,343
C239	Manufacture of non-metallic mineral products, n.e.c.	13,148,221	1,144,941	12,003,281	13,813,949	10,147,321
C241	Manufacture of basic iron and steel	51,260,140	1,408,646	49,851,494	56,631,668	50,334,246
C242	Manufacture of basic precious and other non-ferrous metals	7,289,311	231,810	7,057,501	8,184,678	6,703,636
C243	Casting of metals	2,004,808	126,262	1,878,546	2,063,618	1,768,266
C251	Manufacture of structural metal products, tanks, reservoirs and steam generators	17,906,906	1,663,621	16,243,285	18,408,312	14,350,985
C252	Manufacture of weapons and ammunition	274,057	48,588	225,469	380,136	264,548
C259	Manufacture of other fabricated metal products; metal working service activities	25,726,756	2,632,766	23,093,990	25,720,876	19,767,309
C261	Manufacture of electronic components	29,999,157	4,826,995	25,172,162	30,355,851	20,594,045
C262	Manufacture of computers and peripheral equipment and accessories	S	S	S	S	S
C264	Manufacture of consumer electronics	398,750	108,746	290,004	475,700	202,330
C265	Manufacture of measuring, testing, navigating and control equipment; watches and clocks	478,648	79,551	399,097	534,543	366,537
C267	Manufacture of optical instruments and photographic equipment	S	S	S	S	S
C271	Manufacture of electric motors, generators, transformers and electricity distribution and control apparatus	1,137,034	114,937	1,022,097	1,220,285	954,517
C272	Manufacture of batteries and accumulators	S	S	S	S	S
C273	Manufacture of wiring and wiring devices	9,303,640	483,419	8,820,221	10,531,392	8,462,410
C274	Manufacture of electric lighting equipment	639,313	63,060	576,253	673,368	521,864
C275	Manufacture of domestic appliances	10,264,669	516,795	9,747,874	10,209,223	8,061,825

Table 1 Summary Statistics for Manufacturing Establishments by Region and Industry Group: Philippines, 2018

(Values are in thousand PhP, except number of establishments, employment, and workers on sub-contract agreement.
Details may not add-up to total due to rounding and/or statistical disclosure control.)

Continued

2009 PSIC Code	Region/ Industry Description	Expense			Value of Output	Intermediate Expense
		Total	Compensation	Other Expense		
		(6)	(7)	(8)	(9)	(10)
C279	Manufacture of other electrical equipment	222,932	78,958	143,974	272,178	132,812
C281	Manufacture of general purpose machinery	12,603,904	1,366,269	11,237,636	10,548,573	5,763,038
C282	Manufacture of special purpose machinery	2,192,494	457,291	1,735,203	1,687,488	1,215,335
C291	Manufacture of motor vehicles	280,775	65,494	215,281	318,453	220,325
C292	Manufacture of bodies (coachwork) for motor vehicles; manufacture of trailers and semi-trailers	1,527,214	233,943	1,293,272	1,488,383	943,924
C293	Manufacture of parts and accessories for motor vehicles	10,927,707	1,071,328	9,856,379	12,473,146	8,341,774
C301	Building of ships and boats	112,209	40,866	71,343	106,300	41,218
C303	Manufacture of air and spacecraft and related machinery	S	S	S	S	S
C309	Manufacture of transport equipment, n.e.c.	15,266,467	665,539	14,600,928	15,565,159	12,883,391
C310	Manufacture of furniture	13,509,952	1,230,437	12,279,516	14,391,020	11,507,664
C321	Manufacture of jewelry, bijouterie and related articles	167,555	44,397	123,158	165,811	104,593
C322	Manufacture of musical instruments	S	S	S	S	S
C323	Manufacture of sports goods	984,981	331,558	653,423	1,090,527	556,876
C324	Manufacture of games and toys	227,261	45,327	181,934	248,891	172,316
C325	Manufacture of medical and dental instruments and supplies	857,932	307,253	550,679	896,718	443,048
C329	Other manufacturing, n.e.c.	2,531,707	380,997	2,150,710	2,888,764	2,055,650
C331	Repair of fabricated metal products, machinery and equipment	15,684,965	3,980,794	11,704,171	18,280,618	9,052,183
C332	Installation of industrial machinery and equipment	75,096	18,902	56,193	71,689	47,574
	Cordillera Administrative Region	68,865,442	3,267,142	65,598,301	74,953,951	61,822,295
C101	Processing and preserving of meat	34,099	4,796	29,303	64,499	19,126
C102	Processing and preserving of fish, crustaceans and mollusks	36,497	1,572	34,925	39,113	32,551
C103	Processing and preserving of fruits and vegetables	537,939	147,497	390,442	626,309	332,635
C105	Manufacture of dairy products	S	S	S	S	S
C106	Manufacture of grain mill products, starches and starch products	21,255	6,510	14,745	21,676	9,045
C107	Manufacture of other food products	1,291,697	153,613	1,138,084	1,464,802	962,656
C110	Manufacture of beverages	360,235	92,321	267,915	430,554	211,425
C131	Spinning, weaving and finishing of textiles	53,725	24,679	29,046	54,311	16,861
C139	Manufacture of other textiles	70,232	37,918	32,314	71,943	22,236
C141	Manufacture of wearing apparel, except fur apparel	S	S	S	S	S
C142	Custom tailoring and dressmaking	67,105	17,563	49,541	81,447	41,367
C162	Manufacture of products of wood, cork, straw and plaiting materials	5,925	3,070	2,855	8,547	1,292

Table 1 Summary Statistics for Manufacturing Establishments by Region and Industry Group: Philippines, 2018

(Values are in thousand PhP, except number of establishments, employment, and workers on sub-contract agreement.
Details may not add-up to total due to rounding and/or statistical disclosure control.)

Continued

2009 PSIC Code	Region/ Industry Description	Expense			Value of Output	Intermediate Expense
		Total	Compensation	Other Expense		
		(6)	(7)	(8)	(9)	(10)
C181	Printing and service activities related to printing	99,758	25,735	74,023	107,801	48,091
C201	Manufacture of basic chemicals	12,958	2,519	10,439	15,277	9,587
C221	Manufacture of rubber products	397	164	233	398	57
C222	Manufacture of plastics products	S	S	S	S	S
C231	Manufacture of glass and glass products	S	S	S	S	S
C239	Manufacture of non-metallic mineral products, n.e.c.	255,448	31,073	224,375	320,156	173,840
C241	Manufacture of basic iron and steel	59,322	5,876	53,446	49,375	25,865
C251	Manufacture of structural metal products, tanks, reservoirs and steam generators	18,470	6,887	11,583	23,087	7,987
C259	Manufacture of other fabricated metal products; metal working service activities	17,576	6,938	10,638	20,596	8,230
C261	Manufacture of electronic components	S	S	S	S	S
C303	Manufacture of air and spacecraft and related machinery	S	S	S	S	S
C310	Manufacture of furniture	57,662	8,761	48,901	87,433	35,889
C321	Manufacture of jewelry, bijouterie and related articles	S	S	S	S	S
I – Ilocos Region		29,858,288	1,773,427	28,084,861	29,694,054	21,046,364
C101	Processing and preserving of meat	701,244	92,559	608,685	986,112	613,933
C102	Processing and preserving of fish, crustaceans and mollusks	1,812,694	54,915	1,757,779	1,942,127	1,714,258
C103	Processing and preserving of fruits and vegetables	204,386	28,285	176,101	177,482	122,398
C105	Manufacture of dairy products	S	S	S	S	S
C106	Manufacture of grain mill products, starches and starch products	594,298	40,738	553,561	737,008	482,315
C107	Manufacture of other food products	3,020,964	332,426	2,688,537	3,130,704	2,283,001
C108	Manufacture of prepared animal feeds	81,079	18,769	62,310	101,008	49,827
C110	Manufacture of beverages	3,646,926	151,855	3,495,070	3,840,286	2,651,875
C120	Manufacture of tobacco products	S	S	S	S	S
C131	Spinning, weaving and finishing of textiles	3,185	1,470	1,715	4,350	1,529
C141	Manufacture of wearing apparel, except fur apparel	7,835	1,110	6,724	8,447	6,249
C142	Custom tailoring and dressmaking	34,534	8,150	26,384	37,587	20,282
C152	Manufacture of footwear	2,544	476	2,068	3,355	1,199
C162	Manufacture of products of wood, cork, straw and plaiting materials	13,083	3,690	9,393	14,205	9,737
C170	Manufacture of paper and paper products	1,738,167	78,229	1,659,938	1,510,789	967,067
C181	Printing and service activities related to printing	224,492	40,115	184,377	226,725	145,492
C201	Manufacture of basic chemicals	2,334,182	38,186	2,295,996	196,192	41,750

Table 1 Summary Statistics for Manufacturing Establishments by Region and Industry Group: Philippines, 2018

(Values are in thousand PhP, except number of establishments, employment, and workers on sub-contract agreement.
Details may not add-up to total due to rounding and/or statistical disclosure control.)

Continued

2009 PSIC Code	Region/ Industry Description	Expense			Value of Output	Intermediate Expense
		Total	Compensation	Other Expense		
		(6)	(7)	(8)	(9)	(10)
C210	Manufacture of pharmaceuticals, medicinal chemical and botanical products	S	S	S	S	S
C221	Manufacture of rubber products	1,084	643	441	1,003	306
C231	Manufacture of glass and glass products	15,997	2,952	13,045	36,622	15,373
C239	Manufacture of non-metallic mineral products, n.e.c.	13,235,248	696,004	12,539,244	14,373,975	10,041,308
C241	Manufacture of basic iron and steel	1,386,701	88,312	1,298,389	1,470,500	1,264,487
C251	Manufacture of structural metal products, tanks, reservoirs and steam generators	344,732	24,452	320,280	369,475	294,228
C259	Manufacture of other fabricated metal products; metal working service activities	12,346	4,025	8,321	16,698	7,471
C273	Manufacture of wiring and wiring devices	S	S	S	S	S
C282	Manufacture of special purpose machinery	S	S	S	S	S
C292	Manufacture of bodies (coachwork) for motor vehicles; manufacture of trailers and semi-trailers	14,064	2,281	11,783	9,769	3,670
C293	Manufacture of parts and accessories for motor vehicles	1,062	269	793	1,558	677
C309	Manufacture of transport equipment, n.e.c.	37,716	10,694	27,023	41,150	26,117
C321	Manufacture of jewelry, bijouterie and related articles	S	S	S	S	S
C324	Manufacture of games and toys	S	S	S	S	S
C329	Other manufacturing, n.e.c.	62,708	8,358	54,350	70,980	51,333
C331	Repair of fabricated metal products, machinery and equipment	61,079	10,420	50,659	69,430	42,715
II – Cagayan Valley		26,827,808	1,791,824	25,035,984	25,860,441	17,070,660
C101	Processing and preserving of meat	186,607	27,923	158,684	232,293	133,901
C102	Processing and preserving of fish, crustaceans and mollusks	2,603	1,026	1,576	3,980	1,522
C103	Processing and preserving of fruits and vegetables	8,293	2,981	5,313	11,059	4,461
C104	Manufacture of vegetable and animal oils and fats	S	S	S	S	S
C105	Manufacture of dairy products	20,739	4,487	16,252	11,098	13,144
C106	Manufacture of grain mill products, starches and starch products	13,219,389	371,007	12,848,382	13,629,738	10,302,496
C107	Manufacture of other food products	2,586,915	475,553	2,111,362	1,144,753	406,669
C108	Manufacture of prepared animal feeds	615,592	51,885	563,707	450,457	388,200
C110	Manufacture of beverages	4,772,536	323,401	4,449,135	4,983,454	3,238,135
C120	Manufacture of tobacco products	1,519,537	214,692	1,304,845	1,715,117	1,017,638

Table 1 Summary Statistics for Manufacturing Establishments by Region and Industry Group: Philippines, 2018

(Values are in thousand PhP, except number of establishments, employment, and workers on sub-contract agreement.
Details may not add-up to total due to rounding and/or statistical disclosure control.)

Continued

2009 PSIC Code	Region/ Industry Description	Expense			Value of Output	Intermediate Expense
		Total	Compensation	Other Expense		
		(6)	(7)	(8)	(9)	(10)
C131	Spinning, weaving and finishing of textiles	1,673	703	970	3,316	1,206
C139	Manufacture of other textiles	12,513	2,637	9,876	13,830	8,283
C142	Custom tailoring and dressmaking	28,744	11,460	17,284	38,482	14,918
C151	Tanning and dressing of leather; manufacture of luggage and handbags	2,675	1,105	1,570	4,175	982
C162	Manufacture of products of wood, cork, straw and plaiting materials	2,560	1,162	1,398	3,841	1,316
C181	Printing and service activities related to printing	409,554	70,450	339,105	499,641	308,560
C182	Reproduction of recorded media	3,400	923	2,477	3,214	1,190
C199	Manufacture of other fuel products	S	S	S	S	S
C201	Manufacture of basic chemicals	S	S	S	S	S
C222	Manufacture of plastics products	15,948	909	15,039	9,322	8,202
C239	Manufacture of non-metallic mineral products, n.e.c.	73,486	22,527	50,959	99,815	35,577
C241	Manufacture of basic iron and steel	7,300	3,745	3,555	8,967	2,818
C251	Manufacture of structural metal products, tanks, reservoirs and steam generators	61,293	5,048	56,244	83,308	56,854
C252	Manufacture of weapons and ammunition	S	S	S	S	S
C259	Manufacture of other fabricated metal products; metal working service activities	63,898	13,273	50,625	104,144	44,860
C279	Manufacture of other electrical equipment	1,129,401	39,235	1,090,166	1,328,176	50,485
C282	Manufacture of special purpose machinery	560,790	37,049	523,741	209,333	117,329
C310	Manufacture of furniture	154,279	46,473	107,806	129,009	97,702
C321	Manufacture of jewelry, bijouterie and related articles	598	267	332	1,203	283
C329	Other manufacturing, n.e.c.	S	S	S	S	S
C331	Repair of fabricated metal products, machinery and equipment	22,700	10,592	12,108	41,620	8,063
III – Central Luzon		825,708,628	49,641,509	776,067,119	930,339,942	672,635,772
C101	Processing and preserving of meat	18,463,772	1,296,380	17,167,392	20,117,261	15,349,445
C102	Processing and preserving of fish, crustaceans and mollusks	3,653,134	144,994	3,508,140	3,963,590	3,073,831
C103	Processing and preserving of fruits and vegetables	5,649,126	629,006	5,020,120	6,326,944	4,216,996
C104	Manufacture of vegetable and animal oils and fats	1,889,375	12,128	1,877,247	2,060,065	1,871,342
C105	Manufacture of dairy products	2,125,021	253,752	1,871,269	4,334,564	1,413,963
C106	Manufacture of grain mill products, starches and starch products	12,300,571	284,385	12,016,187	12,683,683	10,378,523
C107	Manufacture of other food products	29,771,633	3,843,682	25,927,951	37,398,395	19,242,437
C108	Manufacture of prepared animal feeds	45,678,542	1,432,212	44,246,330	46,136,240	38,077,939

Table 1 Summary Statistics for Manufacturing Establishments by Region and Industry Group: Philippines, 2018

(Values are in thousand PhP, except number of establishments, employment, and workers on sub-contract agreement.
Details may not add-up to total due to rounding and/or statistical disclosure control.)

Continued

2009 PSIC Code	Region/ Industry Description	Expense			Value of Output	Intermediate Expense
		Total	Compensation	Other Expense		
		(6)	(7)	(8)	(9)	(10)
C110	Manufacture of beverages	35,518,499	1,017,172	34,501,327	36,695,430	19,221,832
C120	Manufacture of tobacco products	S	S	S	S	S
C131	Spinning, weaving and finishing of textiles	5,292,786	520,041	4,772,746	5,490,551	4,633,274
C139	Manufacture of other textiles	2,173,595	875,778	1,297,817	2,300,717	1,056,567
C141	Manufacture of wearing apparel, except fur apparel	9,341,488	3,037,470	6,304,018	10,626,699	4,995,225
C142	Custom tailoring and dressmaking	158,316	55,743	102,573	76,764	30,868
C143	Manufacture of knitted and crocheted apparel	566,783	286,762	280,020	671,879	219,458
C151	Tanning and dressing of leather; manufacture of luggage and handbags	7,385,307	3,704,257	3,681,051	7,718,759	3,471,397
C152	Manufacture of footwear	2,085,485	503,286	1,582,198	2,077,055	1,286,060
C161	Sawmilling and planing of wood	S	S	S	S	S
C162	Manufacture of products of wood, cork, straw and plaiting materials	1,263,208	264,101	999,107	1,789,021	886,894
C170	Manufacture of paper and paper products	18,442,371	1,057,506	17,384,865	20,525,698	15,128,549
C181	Printing and service activities related to printing	768,526	203,729	564,797	823,116	444,950
C192	Manufacture of refined petroleum products	142,550,823	2,100,571	140,450,251	212,550,909	174,900,565
C201	Manufacture of basic chemicals	9,950,316	437,811	9,512,505	9,567,485	7,042,295
C202	Manufacture of other chemical products, n.e.c.	5,765,475	1,127,759	4,637,717	6,339,365	3,959,847
C210	Manufacture of pharmaceuticals, medicinal chemical and botanical products	5,149,226	489,307	4,659,919	5,911,419	4,216,383
C221	Manufacture of rubber products	8,955,562	1,403,068	7,552,493	14,415,976	2,485,720
C222	Manufacture of plastics products	17,253,680	1,779,813	15,473,867	19,011,316	14,515,962
C231	Manufacture of glass and glass products	1,210,978	299,813	911,165	1,477,566	815,263
C239	Manufacture of non-metallic mineral products, n.e.c.	37,809,049	2,112,327	35,696,722	43,328,878	27,886,307
C241	Manufacture of basic iron and steel	64,115,106	1,050,675	63,064,431	29,443,085	18,484,548
C242	Manufacture of basic precious and other non-ferrous metals	298,611	64,610	234,001	379,954	183,107
C243	Casting of metals	931,536	50,761	880,775	1,016,379	848,537
C251	Manufacture of structural metal products, tanks, reservoirs and steam generators	4,172,366	311,041	3,861,325	4,565,248	3,148,534
C259	Manufacture of other fabricated metal products; metal working service activities	10,382,886	1,398,317	8,984,569	12,801,829	7,761,853
C261	Manufacture of electronic components	135,701,447	5,119,378	130,582,070	151,767,667	121,946,781
C262	Manufacture of computers and peripheral equipment and accessories	10,241,865	1,941,034	8,300,830	14,620,511	6,527,139
C263	Manufacture of communication equipment	S	S	S	S	S

Table 1 Summary Statistics for Manufacturing Establishments by Region and Industry Group: Philippines, 2018

(Values are in thousand PhP, except number of establishments, employment, and workers on sub-contract agreement.
Details may not add-up to total due to rounding and/or statistical disclosure control.)

Continued

2009 PSIC Code	Region/ Industry Description	Expense			Value of Output	Intermediate Expense
		Total	Compensation	Other Expense		
		(6)	(7)	(8)	(9)	(10)
C264	Manufacture of consumer electronics	214,589	50,408	164,181	377,424	153,954
C265	Manufacture of measuring, testing, navigating and control equipment; watches and clocks	191,284	46,027	145,256	210,256	92,960
C271	Manufacture of electric motors, generators, transformers and electricity distribution and control apparatus	1,137,119	119,928	1,017,192	1,415,846	943,546
C272	Manufacture of batteries and accumulators	S	S	S	S	S
C273	Manufacture of wiring and wiring devices	8,492,551	239,925	8,252,626	9,526,742	7,904,918
C274	Manufacture of electric lighting equipment	865,598	236,219	629,379	897,187	521,611
C275	Manufacture of domestic appliances	1,286,572	23,330	1,263,242	1,316,891	1,183,995
C279	Manufacture of other electrical equipment	1,251,174	162,218	1,088,956	1,426,812	961,918
C281	Manufacture of general purpose machinery	5,573,874	220,310	5,353,564	6,407,409	4,583,779
C282	Manufacture of special purpose machinery	334,745	86,020	248,725	359,602	196,931
C291	Manufacture of motor vehicles	185,986	23,743	162,243	192,831	134,646
C292	Manufacture of bodies (coachwork) for motor vehicles; manufacture of trailers and semi-trailers	S	S	S	S	S
C293	Manufacture of parts and accessories for motor vehicles	32,687,823	4,158,058	28,529,765	33,615,212	26,531,905
C301	Building of ships and boats	S	S	S	S	S
C303	Manufacture of air and spacecraft and related machinery	966,770	188,044	778,725	1,272,148	674,973
C309	Manufacture of transport equipment, n.e.c.	66,255	18,483	47,771	87,253	34,747
C310	Manufacture of furniture	3,067,973	502,001	2,565,972	3,580,833	2,305,873
C321	Manufacture of jewelry, bijouterie and related articles	364,750	33,151	331,599	382,714	303,404
C322	Manufacture of musical instruments	S	S	S	S	S
C323	Manufacture of sports goods	1,472,396	195,256	1,277,139	1,581,454	1,184,981
C324	Manufacture of games and toys	840,157	295,072	545,084	973,763	459,569
C325	Manufacture of medical and dental instruments and supplies	5,323,968	850,034	4,473,935	6,609,818	4,010,290
C329	Other manufacturing, n.e.c.	2,073,511	342,722	1,730,788	2,270,250	1,497,267
C331	Repair of fabricated metal products, machinery and equipment	7,994,835	1,403,954	6,590,881	9,984,656	5,148,256
C332	Installation of industrial machinery and equipment	S	S	S	S	S
	IVA – CALABARZON	2,306,480,894	183,226,257	2,123,254,638	2,411,085,432	1,740,883,867
C101	Processing and preserving of meat	37,983,654	3,016,035	34,967,620	37,274,069	27,516,489
C102	Processing and preserving of fish, crustaceans and mollusks	10,020,920	538,332	9,482,588	12,157,236	7,946,228

Table 1 Summary Statistics for Manufacturing Establishments by Region and Industry Group: Philippines, 2018

(Values are in thousand PhP, except number of establishments, employment, and workers on sub-contract agreement.
Details may not add-up to total due to rounding and/or statistical disclosure control.)

Continued

2009 PSIC Code	Region/ Industry Description	Expense			Value of Output	Intermediate Expense
		Total	Compensation	Other Expense		
		(6)	(7)	(8)	(9)	(10)
C103	Processing and preserving of fruits and vegetables	5,781,663	665,554	5,116,109	7,251,718	4,048,364
C104	Manufacture of vegetable and animal oils and fats	16,940,166	635,364	16,304,802	17,106,652	14,035,327
C105	Manufacture of dairy products	80,125,214	20,864,305	59,260,910	30,520,690	34,312,718
C106	Manufacture of grain mill products, starches and starch products	5,517,705	302,453	5,215,253	5,539,377	4,395,082
C107	Manufacture of other food products	92,014,863	7,487,865	84,526,998	107,421,620	64,642,745
C108	Manufacture of prepared animal feeds	9,103,485	463,553	8,639,932	9,163,549	7,718,456
C110	Manufacture of beverages	131,763,724	2,039,777	129,723,947	145,930,261	102,482,397
C120	Manufacture of tobacco products	18,173,005	716,038	17,456,968	21,294,440	2,369,197
C131	Spinning, weaving and finishing of textiles	1,968,723	286,464	1,682,259	2,019,466	1,382,084
C139	Manufacture of other textiles	1,507,230	242,719	1,264,511	1,536,316	1,046,454
C141	Manufacture of wearing apparel, except fur apparel	16,473,705	6,129,933	10,343,772	16,692,414	7,773,668
C142	Custom tailoring and dressmaking	146,584	79,407	67,177	149,432	39,270
C143	Manufacture of knitted and crocheted apparel	2,673,004	1,401,688	1,271,316	2,788,609	1,084,235
C151	Tanning and dressing of leather; manufacture of luggage and handbags	14,515,339	1,883,731	12,631,608	18,684,077	11,085,766
C152	Manufacture of footwear	2,332,377	439,447	1,892,930	2,454,881	1,540,672
C161	Sawmilling and 36lanning of wood	S	S	S	S	S
C162	Manufacture of products of wood, cork, straw and plaiting materials	35,427,082	1,711,303	33,715,779	38,994,909	31,822,566
C170	Manufacture of p aper and paper products	18,659,342	1,714,453	16,944,889	20,664,624	14,132,963
C181	Printing and service activities related to printing	6,944,729	871,542	6,073,187	7,307,800	5,235,804
C182	Reproduction of recorded media	S	S	S	S	S
C192	Manufacture of refined petroleum products	S	S	S	S	S
C199	Manufacture of other fuel products	S	S	S	S	S
C201	Manufacture of basic chemicals	55,354,781	1,732,084	53,622,697	57,421,187	47,463,300
C202	Manufacture of other chemical products, n.e.c.	74,579,407	4,518,340	70,061,067	80,897,144	47,777,479
C210	Manufacture of pharmaceuticals, medicinal chemical and botanical products	16,349,720	2,594,525	13,755,195	16,237,549	9,658,153
C221	Manufacture of rubber products	6,366,026	1,262,542	5,103,484	7,384,988	3,955,660
C222	Manufacture of plastics products	51,855,606	4,916,529	46,939,077	56,377,201	40,822,524
C231	Manufacture of glass and glass products	9,339,870	882,167	8,457,703	11,396,139	4,668,938
C239	Manufacture of non-metallic mineral products, n.e.c.	77,827,703	3,840,333	73,987,370	85,510,923	63,134,558
C241	Manufacture of basic iron and steel	50,370,179	1,785,076	48,585,104	50,388,261	44,136,442
C242	Manufacture of basic precious and other non-ferrous metals	4,448,701	204,080	4,244,621	4,893,428	4,129,522
C243	Casting of metals	9,294,301	1,069,384	8,224,917	10,540,636	7,504,074

Table 1 Summary Statistics for Manufacturing Establishments by Region and Industry Group: Philippines, 2018

(Values are in thousand PhP, except number of establishments, employment, and workers on sub-contract agreement.
Details may not add-up to total due to rounding and/or statistical disclosure control.)

Continued

2009 PSIC Code	Region/ Industry Description	Expense			Value of Output	Intermediate Expense
		Total	Compensation	Other Expense		
		(6)	(7)	(8)	(9)	(10)
C251	Manufacture of structural metal products, tanks, reservoirs and steam generators	13,968,749	1,950,262	12,018,487	14,683,754	10,060,600
C252	Manufacture of weapons and ammunition	S	S	S	S	S
C259	Manufacture of other fabricated metal products; metal working service activities	38,863,536	4,119,222	34,744,313	40,362,449	28,860,475
C261	Manufacture of electronic components	343,972,758	42,650,972	301,321,786	373,827,194	241,523,683
C262	Manufacture of computers and peripheral equipment and accessories	231,433,855	9,652,769	221,781,086	244,536,472	206,140,053
C263	Manufacture of communication equipment	4,167,296	284,092	3,883,205	4,420,788	3,609,070
C264	Manufacture of consumer electronics	18,803,282	1,956,684	16,846,598	19,028,225	13,611,527
C265	Manufacture of measuring, testing, navigating and control equipment; watches and clocks	2,662,676	163,547	2,499,129	2,694,782	2,363,365
C267	Manufacture of optical instruments and photographic equipment	11,819,997	1,060,335	10,759,663	14,941,270	10,012,969
C271	Manufacture of electric motors, generators, transformers and electricity distribution and control apparatus	13,612,153	1,745,247	11,866,906	15,034,086	10,691,750
C272	Manufacture of batteries and accumulators	S	S	S	S	S
C273	Manufacture of wiring and wiring devices	18,033,306	2,046,019	15,987,287	19,669,440	15,208,632
C274	Manufacture of electric lighting equipment	7,277,360	855,122	6,422,238	7,715,499	5,692,074
C275	Manufacture of domestic appliances	1,826,970	203,005	1,623,965	1,989,814	1,425,635
C279	Manufacture of other electrical equipment	65,390,767	4,438,925	60,951,842	73,920,217	52,917,910
C281	Manufacture of general purpose machinery	62,833,485	3,477,037	59,356,448	65,264,672	53,339,256
C282	Manufacture of special purpose machinery	32,783,468	3,354,967	29,428,501	33,699,563	24,288,202
C291	Manufacture of motor vehicles	48,014,391	2,323,412	45,690,979	49,841,570	38,381,068
C292	Manufacture of bodies (coachwork) for motor vehicles; manufacture of trailers and semi-trailers	1,183,100	108,127	1,074,972	1,360,694	834,194
C293	Manufacture of parts and accessories for motor vehicles	174,379,014	15,981,743	158,397,270	189,124,112	132,711,099
C301	Building of ships and boats	514,199	44,678	469,521	222,780	89,850
C302	Manufacture of railway locomotive and rolling stock	S	S	S	S	S
C303	Manufacture of air and spacecraft and related machinery	S	S	S	S	S
C309	Manufacture of transport equipment, n.e.c.	97,091,801	2,476,699	94,615,102	93,817,704	69,799,206
C310	Manufacture of furniture	4,551,838	1,011,051	3,540,787	4,719,798	2,766,034

Table 1 Summary Statistics for Manufacturing Establishments by Region and Industry Group: Philippines, 2018

(Values are in thousand PhP, except number of establishments, employment, and workers on sub-contract agreement.
Details may not add-up to total due to rounding and/or statistical disclosure control.)

Continued

2009 PSIC Code	Region/ Industry Description	Expense			Value of Output	Intermediate Expense
		Total	Compensation	Other Expense		
		(6)	(7)	(8)	(9)	(10)
C321	Manufacture of jewelry, bijouterie and related articles	159,222	40,218	119,004	159,240	89,715
C322	Manufacture of musical instruments	S	S	S	S	S
C323	Manufacture of sports goods	1,686,550	271,017	1,415,532	1,811,646	1,324,534
C324	Manufacture of games and toys	1,205,341	337,360	867,982	1,161,393	721,192
C325	Manufacture of medical and dental instruments and supplies	33,275,390	3,363,143	29,912,247	36,209,544	25,517,725
C329	Other manufacturing, n.e.c.	951,284	299,783	651,501	1,112,039	519,472
C331	Repair of fabricated metal products, machinery and equipment	4,738,352	1,074,968	3,663,384	5,167,240	2,768,867
C332	Installation of industrial machinery and equipment	S	S	S	S	S
	MIMAROPA	16,898,709	779,329	16,119,380	21,675,284	11,428,279
C101	Processing and preserving of meat	188,300	3,953	184,348	246,053	179,643
C102	Processing and preserving of fish, crustaceans and mollusks	S	S	S	S	S
C103	Processing and preserving of fruits and vegetables	S	S	S	S	S
C104	Manufacture of vegetable and animal oils and fats	503,222	25,619	477,603	510,302	347,200
C105	Manufacture of dairy products	1,616	509	1,107	1,441	565
C106	Manufacture of grain mill products, starches and starch products	3,066,331	78,024	2,988,307	2,907,214	2,350,908
C107	Manufacture of other food products	932,833	145,333	787,500	1,055,987	625,405
C110	Manufacture of beverages	247,792	79,174	168,618	300,809	110,149
C131	Spinning, weaving and finishing of textiles	2,675	1,057	1,618	3,266	1,368
C141	Manufacture of wearing apparel, except fur apparel	4,564	1,793	2,771	6,427	1,045
C142	Custom tailoring and dressmaking	25,599	10,760	14,839	32,083	9,584
C151	Tanning and dressing of leather; manufacture of luggage and handbags	2,493	1,607	886	3,573	671
C161	Sawmilling and 38lanning of wood	1,612	455	1,157	1,877	629
C162	Manufacture of products of wood, cork, straw and plaiting materials	66,455	4,791	61,665	59,521	34,909
C181	Printing and service activities related to printing	230,637	72,096	158,541	318,633	79,746
C201	Manufacture of basic chemicals	1,440	254	1,186	1,697	872
C202	Manufacture of other chemical products, n.e.c.	S	S	S	S	S
C210	Manufacture of pharmaceuticals, medicinal chemical and botanical products	S	S	S	S	S
C222	Manufacture of plastics products	7,402	2,118	5,284	8,295	3,398
C239	Manufacture of non-metallic mineral products, n.e.c.	23,601	8,691	14,910	32,501	11,629
C241	Manufacture of basic iron and steel	3,136	1,736	1,400	4,254	1,069

Table 1 Summary Statistics for Manufacturing Establishments by Region and Industry Group: Philippines, 2018

(Values are in thousand PhP, except number of establishments, employment, and workers on sub-contract agreement.
Details may not add-up to total due to rounding and/or statistical disclosure control.)

Continued

2009 PSIC Code	Region/ Industry Description	Expense			Value of Output	Intermediate Expense
		Total	Compensation	Other Expense		
		(6)	(7)	(8)	(9)	(10)
C242	Manufacture of basic precious and other non-ferrous metals	S	S	S	S	S
C259	Manufacture of other fabricated metal products; metal working service activities	16,973	7,350	9,623	19,164	7,274
C282	Manufacture of special purpose machinery	S	S	S	S	S
C310	Manufacture of furniture	31,557	5,582	25,976	33,830	16,643
C331	Repair of fabricated metal products, machinery and equipment	9,660	3,260	6,400	12,885	5,317
	V – Bicol Region	28,190,011	1,511,416	26,678,595	30,885,673	20,231,209
C101	Processing and preserving of meat	147,239	35,148	112,092	163,787	85,692
C102	Processing and preserving of fish, crustaceans and mollusks	480,128	35,651	444,477	554,735	405,809
C103	Processing and preserving of fruits and vegetables	35,247	3,844	31,403	37,085	31,111
C104	Manufacture of vegetable and animal oils and fats	3,252,019	62,562	3,189,456	3,477,984	3,066,880
C105	Manufacture of dairy products	17,735	3,673	14,062	3,328	5,673
C106	Manufacture of grain mill products, starches and starch products	2,532,113	93,183	2,438,930	1,972,633	1,649,388
C107	Manufacture of other food products	2,213,811	334,111	1,879,700	2,154,989	1,478,056
C108	Manufacture of prepared animal feeds	641,742	63,023	578,719	630,266	502,438
C110	Manufacture of beverages	1,252,639	111,372	1,141,266	1,017,069	427,458
C120	Manufacture of tobacco products	S	S	S	S	S
C131	Spinning, weaving and finishing of textiles	1,602	1,184	418	3,250	898
C139	Manufacture of other textiles	309,572	34,393	275,179	330,069	257,343
C141	Manufacture of wearing apparel, except fur apparel	78,693	18,823	59,870	89,090	40,754
C142	Custom tailoring and dressmaking	53,996	19,350	34,646	61,337	13,848
C151	Tanning and dressing of leather; manufacture of luggage and handbags	3,506	542	2,964	1,953	1,552
C152	Manufacture of footwear	2,272	626	1,645	2,653	1,323
C162	Manufacture of products of wood, cork, straw and plaiting materials	314,334	38,820	275,514	288,201	253,407
C170	Manufacture of paper and paper products	1,094,267	87,117	1,007,150	981,876	787,231
C181	Printing and service activities related to printing	238,505	75,493	163,012	366,469	140,074
C201	Manufacture of basic chemicals	6,532	476	6,056	18,302	3,730
C210	Manufacture of pharmaceuticals, medicinal chemical and botanical products	11,178	6,132	5,045	2,633	1,699
C231	Manufacture of glass and glass products	S	S	S	S	S
C239	Manufacture of non-metallic mineral products, n.e.c.	2,801,195	171,466	2,629,729	2,833,528	2,003,102

Table 1 Summary Statistics for Manufacturing Establishments by Region and Industry Group: Philippines, 2018

(Values are in thousand PhP, except number of establishments, employment, and workers on sub-contract agreement.
Details may not add-up to total due to rounding and/or statistical disclosure control.)

Continued

2009 PSIC Code	Region/ Industry Description	Expense			Value of Output	Intermediate Expense
		Total	Compensation	Other Expense		
		(6)	(7)	(8)	(9)	(10)
C241	Manufacture of basic iron and steel	298,085	18,535	279,550	290,048	230,357
C242	Manufacture of basic precious and other non-ferrous metals	S	S	S	S	S
C251	Manufacture of structural metal products, tanks, reservoirs and steam generators	49,374	10,090	39,284	37,398	20,894
C259	Manufacture of other fabricated metal products; metal working service activities	12,259	4,265	7,994	13,098	5,585
C281	Manufacture of general purpose machinery	220,146	20,834	199,312	266,079	159,098
C282	Manufacture of special purpose machinery	48,514	2,664	45,849	45,891	28,782
C293	Manufacture of parts and accessories for motor vehicles	820	19	801	985	349
C310	Manufacture of furniture	31,965	4,292	27,673	34,310	24,259
C329	Other manufacturing, n.e.c.	91,862	57,945	33,917	108,315	21,369
C331	Repair of fabricated metal products, machinery and equipment	305,465	23,569	281,897	164,422	121,267
	VI – Western Visayas	72,959,918	5,491,351	67,468,567	73,552,335	48,457,732
C101	Processing and preserving of meat	4,931,802	532,478	4,399,325	5,009,278	4,239,136
C102	Processing and preserving of fish, crustaceans and mollusks	742,666	82,411	660,255	779,793	560,666
C103	Processing and preserving of fruits and vegetables	S	S	S	S	S
C104	Manufacture of vegetable and animal oils and fats	142,365	15,041	127,324	205,359	117,641
C105	Manufacture of dairy products	8,358	2,291	6,067	9,027	5,236
C106	Manufacture of grain mill products, starches and starch products	1,262,045	117,259	1,144,786	1,274,247	895,108
C107	Manufacture of other food products	34,930,263	2,875,973	32,054,289	33,806,818	21,828,276
C108	Manufacture of prepared animal feeds	5,017,980	134,431	4,883,550	5,205,323	4,382,779
C110	Manufacture of beverages	14,697,239	821,642	13,875,597	16,108,326	8,586,461
C131	Spinning, weaving and finishing of textiles	48,277	5,940	42,337	57,170	37,770
C139	Manufacture of other textiles	6,848	947	5,901	14,873	5,201
C141	Manufacture of wearing apparel, except fur apparel	40,955	14,068	26,887	49,828	12,813
C142	Custom tailoring and dressmaking	73,941	22,213	51,728	95,756	33,134
C161	Sawmilling and 40lanning of wood	12,297	3,131	9,166	12,074	4,912
C162	Manufacture of products of wood, cork, straw and plaiting materials	57,111	21,387	35,724	61,652	21,451
C181	Printing and service activities related to printing	407,259	103,234	304,025	449,464	234,460
C192	Manufacture of refined petroleum products	S	S	S	S	S
C201	Manufacture of basic chemicals	7,386,662	269,906	7,116,756	6,882,109	5,209,093
C202	Manufacture of other chemical products, n.e.c.	S	S	S	S	S

Table 1 Summary Statistics for Manufacturing Establishments by Region and Industry Group: Philippines, 2018

(Values are in thousand PhP, except number of establishments, employment, and workers on sub-contract agreement.
Details may not add-up to total due to rounding and/or statistical disclosure control.)

Continued

2009 PSIC Code	Region/ Industry Description	Expense			Value of Output	Intermediate Expense
		Total	Compensation	Other Expense		
		(6)	(7)	(8)	(9)	(10)
C210	Manufacture of pharmaceuticals, medicinal chemical and botanical products	39,007	3,829	35,179	41,499	32,106
C221	Manufacture of rubber products	1,706	288	1,418	1,726	445
C222	Manufacture of plastics products	613,011	63,520	549,491	646,914	526,699
C231	Manufacture of glass and glass products	3,862	552	3,309	4,346	2,850
C239	Manufacture of non-metallic mineral products, n.e.c.	1,148,990	101,411	1,047,579	1,352,523	846,646
C241	Manufacture of basic iron and steel	212,741	22,528	190,214	233,559	174,527
C243	Casting of metals	49,710	14,612	35,098	55,964	26,579
C251	Manufacture of structural metal products, tanks, reservoirs and steam generators	149,032	59,211	89,821	154,080	77,593
C259	Manufacture of other fabricated metal products; metal working service activities	92,291	20,585	71,706	108,389	62,182
C265	Manufacture of measuring, testing, navigating and control equipment; watches and clocks	S	S	S	S	S
C267	Manufacture of optical instruments and photographic equipment	S	S	S	S	S
C282	Manufacture of special purpose machinery	179,365	38,451	140,914	236,294	128,694
C293	Manufacture of parts and accessories for motor vehicles	1,702	72	1,630	5,548	382
C310	Manufacture of furniture	349,391	49,165	300,226	334,001	219,545
C321	Manufacture of jewelry, bijouterie and related articles	12,307	1,483	10,825	13,698	7,219
C329	Other manufacturing, n.e.c.	163,551	27,131	136,420	170,125	97,901
C331	Repair of fabricated metal products, machinery and equipment	101,445	46,400	55,045	96,594	34,316
VII – Central Visayas		298,404,382	34,172,926	264,231,457	307,913,787	207,675,592
C101	Processing and preserving of meat	12,644,086	899,564	11,744,522	14,804,975	10,972,578
C102	Processing and preserving of fish, crustaceans and mollusks	8,998,476	453,708	8,544,768	8,996,050	6,959,114
C103	Processing and preserving of fruits and vegetables	6,061,363	433,292	5,628,072	6,209,927	5,182,950
C104	Manufacture of vegetable and animal oils and fats	10,833,443	112,529	10,720,914	7,529,282	6,496,803
C105	Manufacture of dairy products	108,692	10,322	98,370	106,833	76,302
C106	Manufacture of grain mill products, starches and starch products	2,471,105	87,984	2,383,121	2,906,267	2,064,923
C107	Manufacture of other food products	11,553,353	1,098,503	10,454,849	13,622,983	8,541,505
C108	Manufacture of prepared animal feeds	27,331,045	455,954	26,875,091	28,829,225	24,825,761
C110	Manufacture of beverages	16,020,202	1,495,410	14,524,792	17,412,967	8,689,256
C131	Spinning, weaving and finishing of textiles	139,894	57,099	82,795	149,428	59,466
C139	Manufacture of other textiles	1,073,303	121,879	951,424	693,857	791,457

Table 1 Summary Statistics for Manufacturing Establishments by Region and Industry Group: Philippines, 2018

(Values are in thousand PhP, except number of establishments, employment, and workers on sub-contract agreement.
Details may not add-up to total due to rounding and/or statistical disclosure control.)

Continued

2009 PSIC Code	Region/ Industry Description	Expense			Value of Output	Intermediate Expense
		Total	Compensation	Other Expense		
		(6)	(7)	(8)	(9)	(10)
C141	Manufacture of wearing apparel, except fur apparel	8,947,091	5,882,766	3,064,326	9,092,191	2,240,427
C142	Custom tailoring and dressmaking	44,775	10,895	33,880	38,612	23,784
C151	Tanning and dressing of leather; manufacture of luggage and handbags	S	S	S	S	S
C152	Manufacture of footwear	762,546	168,239	594,307	815,712	444,958
C162	Manufacture of products of wood, cork, straw and plaiting materials	1,414,176	96,203	1,317,973	1,551,412	1,218,103
C170	Manufacture of paper and paper products	3,188,472	205,004	2,983,468	3,290,643	2,521,137
C181	Printing and service activities related to printing	1,771,424	319,206	1,452,217	1,840,084	1,195,096
C201	Manufacture of basic chemicals	7,847,269	310,763	7,536,507	8,524,876	6,667,213
C202	Manufacture of other chemical products, n.e.c.	4,842,043	454,620	4,387,423	5,074,491	3,907,480
C210	Manufacture of pharmaceuticals, medicinal chemical and botanical products	2,188,862	132,886	2,055,977	2,461,640	1,565,658
C221	Manufacture of rubber products	2,561,184	436,756	2,124,428	2,731,884	1,707,590
C222	Manufacture of plastics products	5,792,649	409,931	5,382,718	6,200,887	5,055,766
C231	Manufacture of glass and glass products	1,981,359	253,905	1,727,454	2,162,863	1,564,823
C239	Manufacture of non-metallic mineral products, n.e.c.	31,613,513	1,202,924	30,410,589	30,714,094	18,386,637
C241	Manufacture of basic iron and steel	17,019,785	357,258	16,662,527	10,777,132	7,847,805
C242	Manufacture of basic precious and other non-ferrous metals	S	S	S	S	S
C243	Casting of metals	1,722,721	235,322	1,487,398	1,637,683	1,336,272
C251	Manufacture of structural metal products, tanks, reservoirs and steam generators	1,327,944	355,020	972,923	1,255,336	683,897
C252	Manufacture of weapons and ammunition	S	S	S	S	S
C259	Manufacture of other fabricated metal products; metal working service activities	5,979,910	982,828	4,997,082	5,833,103	3,905,702
C261	Manufacture of electronic components	19,335,856	4,603,886	14,731,970	20,784,689	11,913,052
C262	Manufacture of computers and peripheral equipment and accessories	S	S	S	S	S
C263	Manufacture of communication equipment	S	S	S	S	S
C264	Manufacture of consumer electronics	5,362,884	462,505	4,900,379	5,797,840	4,556,586
C265	Manufacture of measuring, testing, navigating and control equipment; watches and clocks	1,346,169	730,338	615,831	1,410,462	457,304
C267	Manufacture of optical instruments and photographic equipment	6,647,502	775,321	5,872,181	6,930,280	5,348,612
C271	Manufacture of electric motors, generators, transformers and electricity distribution and control apparatus	1,941,309	200,083	1,741,226	2,087,102	1,475,527

Table 1 Summary Statistics for Manufacturing Establishments by Region and Industry Group: Philippines, 2018

(Values are in thousand PhP, except number of establishments, employment, and workers on sub-contract agreement.
Details may not add-up to total due to rounding and/or statistical disclosure control.)

Continued

2009 PSIC Code	Region/ Industry Description	Expense			Value of Output	Intermediate Expense
		Total	Compensation	Other Expense		
		(6)	(7)	(8)	(9)	(10)
C273	Manufacture of wiring and wiring devices	S	S	S	S	S
C274	Manufacture of electric lighting equipment	697,143	90,605	606,538	812,304	581,224
C275	Manufacture of domestic appliances	S	S	S	S	S
C279	Manufacture of other electrical equipment	S	S	S	S	S
C281	Manufacture of general purpose machinery	3,338,016	199,398	3,138,618	3,398,609	2,965,746
C282	Manufacture of special purpose machinery	218,078	38,772	179,307	234,599	152,671
C291	Manufacture of motor vehicles	2,599,173	333,353	2,265,820	2,883,081	2,108,371
C293	Manufacture of parts and accessories for motor vehicles	3,951,862	2,189,044	1,762,818	8,439,864	940,830
C301	Building of ships and boats	27,805,078	2,469,607	25,335,471	27,892,344	23,029,427
C309	Manufacture of transport equipment, n.e.c.	3,904,893	547,889	3,357,003	4,660,039	2,649,226
C310	Manufacture of furniture	8,304,118	1,658,966	6,645,152	8,486,833	5,390,771
C321	Manufacture of jewelry, bijouterie and related articles	1,446,218	257,836	1,188,381	1,563,375	1,018,846
C322	Manufacture of musical instruments	S	S	S	S	S
C323	Manufacture of sports goods	S	S	S	S	S
C324	Manufacture of games and toys	S	S	S	S	S
C325	Manufacture of medical and dental instruments and supplies	2,308,455	568,534	1,739,921	3,813,962	1,777,141
C329	Other manufacturing, n.e.c.	915,670	119,556	796,115	1,087,730	704,395
C331	Repair of fabricated metal products, machinery and equipment	925,299	312,437	612,862	1,018,745	447,431
VIII – Eastern Visayas		119,604,691	2,427,874	117,176,817	112,924,431	99,489,263
C101	Processing and preserving of meat	S	S	S	S	S
C102	Processing and preserving of fish, crustaceans and mollusks	313,554	16,947	296,607	316,490	281,564
C103	Processing and preserving of fruits and vegetables	19,484	2,805	16,679	36,892	14,552
C104	Manufacture of vegetable and animal oils and fats	4,027,045	65,794	3,961,251	4,304,059	3,739,239
C105	Manufacture of dairy products	S	S	S	S	S
C106	Manufacture of grain mill products, starches and starch products	583,000	44,193	538,807	622,810	480,711
C107	Manufacture of other food products	5,613,759	814,105	4,799,653	5,909,184	4,055,102
C110	Manufacture of beverages	3,213,523	223,283	2,990,240	3,775,592	1,483,376
C131	Spinning, weaving and finishing of textiles	11,420	348	11,072	1,954	200
C139	Manufacture of other textiles	S	S	S	S	S
C141	Manufacture of wearing apparel, except fur apparel	5,630	4,150	1,480	8,134	945
C142	Custom tailoring and dressmaking	16,309	7,225	9,084	21,340	6,576
C162	Manufacture of products of wood, cork, straw and plaiting materials	21,656	3,483	18,173	8,038	8,368

Table 1 Summary Statistics for Manufacturing Establishments by Region and Industry Group: Philippines, 2018

(Values are in thousand PhP, except number of establishments, employment, and workers on sub-contract agreement.
Details may not add-up to total due to rounding and/or statistical disclosure control.)

Continued

2009 PSIC Code	Region/ Industry Description	Expense			Value of Output	Intermediate Expense
		Total	Compensation	Other Expense		
		(6)	(7)	(8)	(9)	(10)
C170	Manufacture of paper and paper products	1,924,914	66,551	1,858,362	2,099,988	1,580,257
C181	Printing and service activities related to printing	244,862	38,373	206,488	296,844	149,605
C201	Manufacture of basic chemicals	639,798	62,435	577,363	768,173	511,083
C210	Manufacture of pharmaceuticals, medicinal chemical and botanical products	S	S	S	S	S
C222	Manufacture of plastics products	63,538	7,754	55,784	67,766	52,189
C231	Manufacture of glass and glass products	19,382	2,047	17,335	32,592	14,344
C239	Manufacture of non-metallic mineral products, n.e.c.	28,113	10,035	18,078	34,886	10,516
C241	Manufacture of basic iron and steel	7,058	662	6,396	7,161	5,062
C242	Manufacture of basic precious and other non-ferrous metals	S	S	S	S	S
C243	Casting of metals	S	S	S	S	S
C251	Manufacture of structural metal products, tanks, reservoirs and steam generators	22,151	2,806	19,344	24,111	19,080
C259	Manufacture of other fabricated metal products; metal working service activities	13,661	7,655	6,006	22,681	4,914
C273	Manufacture of wiring and wiring devices	S	S	S	S	S
C282	Manufacture of special purpose machinery	S	S	S	S	S
C310	Manufacture of furniture	3,728	1,650	2,078	7,704	1,137
C321	Manufacture of jewelry, bijouterie and related articles	4,412	3,887	525	1,771	433
C329	Other manufacturing, n.e.c.	49,691	11,000	38,691	52,820	34,287
C331	Repair of fabricated metal products, machinery and equipment	85,123	23,226	61,896	86,967	46,715
IX – Zamboanga Peninsula		47,403,278	2,109,066	45,294,212	43,432,473	32,189,722
C101	Processing and preserving of meat	676,335	15,125	661,209	685,621	483,713
C102	Processing and preserving of fish, crustaceans and mollusks	12,412,919	775,845	11,637,074	15,102,736	9,292,020
C104	Manufacture of vegetable and animal oils and fats	21,380,303	93,477	21,286,825	14,518,806	13,547,739
C105	Manufacture of dairy products	1,566	359	1,207	1,731	918
C106	Manufacture of grain mill products, starches and starch products	815,012	73,726	741,285	1,004,535	632,260
C107	Manufacture of other food products	4,902,872	613,389	4,289,483	5,909,172	3,676,539
C108	Manufacture of prepared animal feeds	S	S	S	S	S
C110	Manufacture of beverages	2,096,967	143,581	1,953,387	777,952	152,860
C139	Manufacture of other textiles	S	S	S	S	S
C142	Custom tailoring and dressmaking	61,920	23,890	38,029	88,720	38,939
C161	Sawmilling and planing of wood	4,822	1,876	2,946	5,415	1,935

Table 1 Summary Statistics for Manufacturing Establishments by Region and Industry Group: Philippines, 2018

(Values are in thousand PhP, except number of establishments, employment, and workers on sub-contract agreement.
Details may not add-up to total due to rounding and/or statistical disclosure control.)

Continued

2009 PSIC Code	Region/ Industry Description	Expense			Value of Output	Intermediate Expense
		Total	Compensation	Other Expense		
		(6)	(7)	(8)	(9)	(10)
C162	Manufacture of products of wood, cork, straw and plaiting materials	S	S	S	S	S
C181	Printing and service activities related to printing	115,581	33,550	82,031	157,359	58,060
C221	Manufacture of rubber products	1,454,824	28,590	1,426,234	1,493,303	1,378,817
C222	Manufacture of plastics products	66,972	9,271	57,701	75,262	51,811
C231	Manufacture of glass and glass products	8,865	1,239	7,626	9,563	6,755
C239	Manufacture of non-metallic mineral products, n.e.c.	95,824	20,449	75,376	131,499	70,964
C241	Manufacture of basic iron and steel	69,122	6,748	62,374	77,202	57,696
C251	Manufacture of structural metal products, tanks, reservoirs and steam generators	21,524	3,974	17,550	23,810	13,992
C259	Manufacture of other fabricated metal products; metal working service activities	2,146,036	97,070	2,048,967	2,106,131	1,821,187
C310	Manufacture of furniture	97,507	21,551	75,955	108,594	63,677
C321	Manufacture of jewelry, bijouterie and related articles	S	S	S	S	S
C329	Other manufacturing, n.e.c.	3,643	3,047	596	6,000	396
C331	Repair of fabricated metal products, machinery and equipment	101,779	30,525	71,254	121,235	59,541
	X – Northern Mindanao	132,467,244	6,657,971	125,809,273	143,845,659	96,463,784
C101	Processing and preserving of meat	452,285	154,142	298,143	633,511	213,774
C102	Processing and preserving of fish, crustaceans and mollusks	S	S	S	S	S
C103	Processing and preserving of fruits and vegetables	25,354,498	2,476,074	22,878,424	26,298,150	15,677,735
C104	Manufacture of vegetable and animal oils and fats	15,139,730	365,260	14,774,470	13,620,812	11,805,908
C105	Manufacture of dairy products	80,931	6,350	74,581	89,294	62,769
C106	Manufacture of grain mill products, starches and starch products	25,926,286	579,391	25,346,895	29,933,842	23,672,919
C107	Manufacture of other food products	6,283,610	1,009,145	5,274,465	7,101,641	3,078,756
C108	Manufacture of prepared animal feeds	15,530,863	69,923	15,460,940	15,896,695	8,169,596
C110	Manufacture of beverages	8,726,790	438,666	8,288,124	10,093,027	4,791,895
C131	Spinning, weaving and finishing of textiles	204	-	204	831	125
C139	Manufacture of other textiles	6,908	2,379	4,529	9,295	4,134
C141	Manufacture of wearing apparel, except fur apparel	91,259	13,233	78,025	92,155	37,980
C142	Custom tailoring and dressmaking	74,462	29,966	44,496	88,855	23,886
C152	Manufacture of footwear	126,999	31,773	95,226	191,915	72,778
C161	Sawmilling and 45lanning of wood	718,988	53,158	665,830	631,849	540,005
C162	Manufacture of products of wood, cork, straw and plaiting materials	369,103	65,397	303,705	381,025	249,296
C170	Manufacture of p aper and paper products	3,897,886	138,772	3,759,114	4,015,289	3,461,065

Table 1 Summary Statistics for Manufacturing Establishments by Region and Industry Group: Philippines, 2018

(Values are in thousand PhP, except number of establishments, employment, and workers on sub-contract agreement.
Details may not add-up to total due to rounding and/or statistical disclosure control.)

Continued

2009 PSIC Code	Region/ Industry Description	Expense			Value of Output	Intermediate Expense
		Total	Compensation	Other Expense		
		(6)	(7)	(8)	(9)	(10)
C170	Manufacture of paper and paper products	3,897,886	138,772	3,759,114	4,015,289	3,461,065
C181	Printing and service activities related to printing	284,634	68,000	216,634	352,098	169,147
C192	Manufacture of refined petroleum products	71,067	1,573	69,494	7,066	2,400
C201	Manufacture of basic chemicals	19,930,530	218,602	19,711,928	22,296,773	18,110,874
C202	Manufacture of other chemical products, n.e.c.	2,679,868	121,752	2,558,116	4,985,408	2,064,607
C210	Manufacture of pharmaceuticals, medicinal chemical and botanical products	S	S	S	S	S
C221	Manufacture of rubber products	S	S	S	S	S
C222	Manufacture of plastics products	575,731	92,239	483,492	229,815	204,702
C231	Manufacture of glass and glass products	3,768	1,520	2,248	4,671	585
C239	Manufacture of non-metallic mineral products, n.e.c.	2,631,515	204,154	2,427,361	2,762,643	1,885,561
C241	Manufacture of basic iron and steel	998,740	101,217	897,522	1,171,221	755,312
C243	Casting of metals	11,881	7,211	4,669	11,424	1,047
C251	Manufacture of structural metal products, tanks, reservoirs and steam generators	458,326	56,668	401,657	473,008	317,743
C259	Manufacture of other fabricated metal products; metal working service activities	88,124	20,129	67,995	106,052	54,283
C264	Manufacture of consumer electronics	S	S	S	S	S
C271	Manufacture of electric motors, generators, transformers and electricity distribution and control apparatus	S	S	S	S	S
C281	Manufacture of general purpose machinery	S	S	S	S	S
C282	Manufacture of special purpose machinery	S	S	S	S	S
C291	Manufacture of motor vehicles	31,191	4,883	26,308	54,221	23,674
C293	Manufacture of parts and accessories for motor vehicles	4,659	3,023	1,637	6,859	1,465
C310	Manufacture of furniture	385,768	53,017	332,751	328,239	200,595
C321	Manufacture of jewelry, bijouterie and related articles	S	S	S	S	S
C324	Manufacture of games and toys	S	S	S	S	S
C329	Other manufacturing, n.e.c.	S	S	S	S	S
C331	Repair of fabricated metal products, machinery and equipment	800,774	130,270	670,504	1,358,268	527,848
XI – Davao Region		113,035,336	9,121,021	103,914,315	122,462,941	85,698,793
C101	Processing and preserving of meat	1,087,740	155,886	931,854	1,264,924	808,511
C102	Processing and preserving of fish, crustaceans and mollusks	423,573	23,876	399,697	450,159	359,651

Table 1 Summary Statistics for Manufacturing Establishments by Region and Industry Group: Philippines, 2018

(Values are in thousand PhP, except number of establishments, employment, and workers on sub-contract agreement.
Details may not add-up to total due to rounding and/or statistical disclosure control.)

Continued

2009 PSIC Code	Region/ Industry Description	Expense			Value of Output	Intermediate Expense
		Total	Compensation	Other Expense		
		(6)	(7)	(8)	(9)	(10)
C103	Processing and preserving of fruits and vegetables	1,128,646	142,396	986,250	1,225,986	839,671
C104	Manufacture of vegetable and animal oils and fats	16,257,553	1,297,200	14,960,352	23,025,203	14,321,382
C105	Manufacture of dairy products	10,466	2,337	8,129	12,167	5,452
C106	Manufacture of grain mill products, starches and starch products	4,393,029	106,950	4,286,079	3,098,205	2,453,448
C107	Manufacture of other food products	15,376,705	2,335,469	13,041,236	15,751,777	11,436,164
C108	Manufacture of prepared animal feeds	18,570,842	405,853	18,164,989	19,286,057	15,050,994
C110	Manufacture of beverages	15,105,391	957,661	14,147,730	15,817,964	11,550,296
C120	Manufacture of tobacco products	S	S	S	S	S
C139	Manufacture of other textiles	213,200	41,747	171,453	232,517	148,436
C141	Manufacture of wearing apparel, except fur apparel	134,567	23,426	111,141	132,458	98,255
C142	Custom tailoring and dressmaking	99,872	31,167	68,705	113,992	51,116
C152	Manufacture of footwear	6,268	1,797	4,471	7,120	3,788
C161	Sawmilling and planing of wood	47,298	6,569	40,728	54,568	36,357
C162	Manufacture of products of wood, cork, straw and plaiting materials	1,935,867	169,526	1,766,341	2,105,029	1,615,424
C170	Manufacture of paper and paper products	5,684,048	349,980	5,334,069	6,114,155	4,565,202
C181	Printing and service activities related to printing	1,835,477	296,368	1,539,108	1,843,479	1,129,677
C192	Manufacture of refined petroleum products	S	S	S	S	S
C201	Manufacture of basic chemicals	378,933	56,032	322,901	488,990	286,465
C202	Manufacture of other chemical products, n.e.c.	5,332,757	522,817	4,809,940	5,192,011	3,167,926
C210	Manufacture of pharmaceuticals, medicinal chemical and botanical products	1,231,089	243,699	987,390	1,135,060	659,094
C221	Manufacture of rubber products	40,040	3,682	36,357	43,253	33,787
C222	Manufacture of plastics products	6,793,845	646,910	6,146,934	7,095,079	5,328,129
C231	Manufacture of glass and glass products	58,702	9,082	49,620	59,105	43,733
C239	Manufacture of non-metallic mineral products, n.e.c.	9,005,012	690,048	8,314,964	9,487,730	6,817,369
C241	Manufacture of basic iron and steel	1,305,305	120,596	1,184,709	1,368,211	1,081,805
C242	Manufacture of basic precious and other non-ferrous metals	404,126	28,168	375,958	443,302	346,618
C243	Casting of metals	S	S	S	S	S
C251	Manufacture of structural metal products, tanks, reservoirs and steam generators	1,372,826	89,695	1,283,131	1,556,114	1,187,923
C252	Manufacture of weapons and ammunition	S	S	S	S	S
C259	Manufacture of other fabricated metal products; metal working service activities	396,289	28,039	368,249	290,733	241,153
C265	Manufacture of measuring, testing, navigating and control equipment; watches and clocks	S	S	S	S	S

Table 1 Summary Statistics for Manufacturing Establishments by Region and Industry Group: Philippines, 2018

(Values are in thousand PhP, except number of establishments, employment, and workers on sub-contract agreement.
Details may not add-up to total due to rounding and/or statistical disclosure control.)

Continued

2009 PSIC Code	Region/ Industry Description	Expense			Value of Output	Intermediate Expense
		Total	Compensation	Other Expense		
		(6)	(7)	(8)	(9)	(10)
C271	Manufacture of electric motors, generators, transformers and electricity distribution and control apparatus	S	S	S	S	S
C275	Manufacture of domestic appliances	13,987	4,964	9,023	14,438	5,036
C281	Manufacture of general purpose machinery	48,607	1,618	46,989	50,587	43,652
C282	Manufacture of special purpose machinery	362,578	33,279	329,299	391,574	297,471
C291	Manufacture of motor vehicles	S	S	S	S	S
C293	Manufacture of parts and accessories for motor vehicles	406	-	406	429	233
C301	Building of ships and boats	S	S	S	S	S
C310	Manufacture of furniture	822,890	98,745	724,145	741,277	526,777
C321	Manufacture of jewelry, bijouterie and related articles	171,734	36,879	134,855	144,390	121,542
C329	Other manufacturing, n.e.c.	133,975	16,552	117,423	148,952	108,731
C331	Repair of fabricated metal products, machinery and equipment	513,877	98,640	415,237	674,606	364,730
	XII – SOCCSKSARGEN	56,339,599	2,247,290	54,092,309	59,748,105	49,763,114
C101	Processing and preserving of meat	493,889	89,951	403,938	583,421	353,325
C102	Processing and preserving of fish, crustaceans and mollusks	32,987,858	559,911	32,427,948	33,512,710	31,311,535
C103	Processing and preserving of fruits and vegetables	S	S	S	S	S
C104	Manufacture of vegetable and animal oils and fats	9,585,501	237,901	9,347,600	10,215,337	8,554,135
C105	Manufacture of dairy products	11,792	3,213	8,579	12,772	7,610
C106	Manufacture of grain mill products, starches and starch products	2,039,859	143,432	1,896,427	1,504,712	1,153,488
C107	Manufacture of other food products	3,075,877	291,727	2,784,150	4,883,546	2,219,220
C108	Manufacture of prepared animal feeds	494,304	42,680	451,624	495,812	402,926
C110	Manufacture of beverages	503,373	93,420	409,953	772,903	312,051
C131	Spinning, weaving and finishing of textiles	7,944	4,133	3,811	5,699	3,206
C139	Manufacture of other textiles	56,463	1,820	54,643	55,972	53,800
C141	Manufacture of wearing apparel, except fur apparel	30,111	8,293	21,818	31,984	18,984
C142	Custom tailoring and dressmaking	44,912	16,564	28,348	67,263	19,545
C161	Sawmilling and 48lanning of wood	48,852	5,973	42,879	50,915	42,123
C162	Manufacture of products of wood, cork, straw and plaiting materials	76,445	9,070	67,375	86,287	56,240
C170	Manufacture of p aper and paper products	469,162	14,171	454,991	485,147	395,804
C181	Printing and service activities related to printing	485,992	73,586	412,406	507,177	335,724
C192	Manufacture of refined petroleum products	S	S	S	S	S
C201	Manufacture of basic chemicals	128,523	12,487	116,036	129,280	81,573

Table 1 Summary Statistics for Manufacturing Establishments by Region and Industry Group: Philippines, 2018

(Values are in thousand PhP, except number of establishments, employment, and workers on sub-contract agreement.
Details may not add-up to total due to rounding and/or statistical disclosure control.)

Continued

2009 PSIC Code	Region/ Industry Description	Expense			Value of Output	Intermediate Expense
		Total	Compensation	Other Expense		
		(6)	(7)	(8)	(9)	(10)
C202	Manufacture of other chemical products, n.e.c.	S	S	S	S	S
C221	Manufacture of rubber products	S	S	S	S	S
C222	Manufacture of plastics products	S	S	S	S	S
C231	Manufacture of glass and glass products	S	S	S	S	S
C239	Manufacture of non-metallic mineral products, n.e.c.	184,568	16,454	168,114	189,684	160,875
C241	Manufacture of basic iron and steel	121,165	9,755	111,410	108,974	89,291
C243	Casting of metals	S	S	S	S	S
C251	Manufacture of structural metal products, tanks, reservoirs and steam generators	694,012	224,905	469,107	729,066	366,606
C259	Manufacture of other fabricated metal products; metal working service activities	2,861,312	124,686	2,736,626	3,283,553	2,535,901
C301	Building of ships and boats	S	S	S	S	S
C310	Manufacture of furniture	278,500	66,943	211,557	247,156	154,267
C323	Manufacture of sports goods	S	S	S	S	S
C331	Repair of fabricated metal products, machinery and equipment	900,905	150,203	750,701	929,794	539,127
	XIII – Caraga	29,757,721	1,715,381	28,042,340	30,286,896	19,661,642
C101	Processing and preserving of meat	49,236	6,776	42,460	59,236	31,709
C102	Processing and preserving of fish, crustaceans and mollusks	S	S	S	S	S
C103	Processing and preserving of fruits and vegetables	S	S	S	S	S
C104	Manufacture of vegetable and animal oils and fats	2,492,600	258,810	2,233,789	2,619,712	1,990,174
C106	Manufacture of grain mill products, starches and starch products	402,622	12,692	389,930	424,500	354,393
C107	Manufacture of other food products	2,849,073	442,292	2,406,781	2,902,452	2,054,359
C108	Manufacture of prepared animal feeds	1,938	-	1,938	17	34
C110	Manufacture of beverages	64,447	24,716	39,731	58,400	26,184
C139	Manufacture of other textiles	1,126	47	1,078	381	153
C141	Manufacture of wearing apparel, except fur apparel	24,745	2,214	22,531	26,132	21,591
C142	Custom tailoring and dressmaking	23,177	5,362	17,814	28,192	15,148
C161	Sawmilling and planing of wood	154,605	35,041	119,564	154,147	103,801
C162	Manufacture of products of wood, cork, straw and plaiting materials	1,622,627	130,482	1,492,144	1,834,006	1,226,436
C181	Printing and service activities related to printing	136,734	25,513	111,220	174,961	93,963
C201	Manufacture of basic chemicals	S	S	S	S	S
C202	Manufacture of other chemical products, n.e.c.	440,434	88,710	351,725	470,718	314,328
C231	Manufacture of glass and glass products	S	S	S	S	S

Table 1 Summary Statistics for Manufacturing Establishments by Region and Industry Group: Philippines, 2018

(Values are in thousand PhP, except number of establishments, employment, and workers on sub-contract agreement.
Details may not add-up to total due to rounding and/or statistical disclosure control.)

Continued

2009 PSIC Code	Region/ Industry Description	Expense			Value of Output	Intermediate Expense
		Total	Compensation	Other Expense		
		(6)	(7)	(8)	(9)	(10)
C239	Manufacture of non-metallic mineral products, n.e.c.	826,974	40,238	786,736	935,447	521,207
C241	Manufacture of basic iron and steel	12,107	684	11,423	14,687	9,289
C242	Manufacture of basic precious and other non-ferrous metals	S	S	S	S	S
C259	Manufacture of other fabricated metal products; metal working service activities	107,525	15,931	91,594	135,827	43,831
C275	Manufacture of domestic appliances	324	87	237	273	104
C301	Building of ships and boats	S	S	S	S	S
C309	Manufacture of transport equipment, n.e.c.	8,479	1,634	6,845	9,735	5,888
C310	Manufacture of furniture	50,284	7,760	42,524	57,175	20,898
C321	Manufacture of jewelry, bijouterie and related articles	1,571	276	1,295	1,518	533
C324	Manufacture of games and toys	297	-	297	344	126
C329	Other manufacturing, n.e.c.	26,616	7,940	18,676	29,637	13,894
C331	Repair of fabricated metal products, machinery and equipment	123,956	26,114	97,842	141,813	78,870
	Autonomous Region in Muslim Mindanao	4,622,640	274,565	4,348,075	8,288,058	4,426,924
C104	Manufacture of vegetable and animal oils and fats	S	S	S	S	S
C106	Manufacture of grain mill products, starches and starch products	3,781,819	164,164	3,617,655	7,354,594	3,890,163
C107	Manufacture of other food products	176,747	48,192	128,556	115,143	68,409
C108	Manufacture of prepared animal feeds	827	400	427	798	249
C110	Manufacture of beverages	113,461	26,814	86,647	164,612	69,627
C142	Custom tailoring and dressmaking	22,336	12,533	9,804	30,077	3,374
C181	Printing and service activities related to printing	16,849	3,499	13,350	16,125	6,075
C221	Manufacture of rubber products	S	S	S	S	S
C239	Manufacture of non-metallic mineral products, n.e.c.	1,175	683	492	1,331	135
C251	Manufacture of structural metal products, tanks, reservoirs and steam generators	2,559	1,588	971	4,270	1,030
C310	Manufacture of furniture	75,528	12,504	63,024	150,107	42,158

Table 1 Summary Statistics for Manufacturing Establishments by Region and Industry Group: Philippines, 2018

(Values are in thousand PhP, except number of establishments, employment, and workers on sub-contract agreement.
Details may not add-up to total due to rounding and/or statistical disclosure control.)

Continued

2009 PSIC Code	Region/ Industry Description	Value Added	Gross Addition to Tangible Fixed Assets	Change in Inventories	Subsidies	Sales from E- Commerce Transactions
		(11)	(12)	(13)	(14)	(15)
	Philippines	1,889,421,163	292,032,937	31,659,116	4,565,264	12,292,401
C101	Processing and preserving of meat	29,890,748	2,939,080	4,116,942	-	-
C102	Processing and preserving of fish, crustaceans and mollusks	32,574,263	1,169,773	4,686,139	13	-
C103	Processing and preserving of fruits and vegetables	30,174,010	2,294,669	1,609,842	14,504	-
C104	Manufacture of vegetable and animal oils and fats	29,347,577	1,855,834	7,609,040	18,773	-
C105	Manufacture of dairy products	6,128,832	718,770	-822,961	-	-
C106	Manufacture of grain mill products, starches and starch products	34,433,173	6,843,683	7,645,836	107,885	-
C107	Manufacture of other food products	157,963,240	9,509,778	1,108,692	237,581	267,611
C108	Manufacture of prepared animal feeds	30,532,437	5,713,512	10,100,859	6,856	-
C110	Manufacture of beverages	249,245,411	7,560,438	3,907,853	181	-
C120	Manufacture of tobacco products	66,817,465	842,130	408,033	-	-
C131	Spinning, weaving and finishing of textiles	3,739,418	259,634	194,258	2,027	-
C139	Manufacture of other textiles	4,824,142	130,030	373,489	60,833	128,125
C141	Manufacture of wearing apparel, except fur apparel	30,666,731	839,357	2,080,527	126,177	8,692
C142	Custom tailoring and dressmaking	1,401,160	100,863	41,398	7,036	-
C143	Manufacture of knitted and crocheted apparel	3,962,886	14,205	232,433	-	-
C151	Tanning and dressing of leather; manufacture of luggage and handbags	12,843,662	505,095	488,160	198	-
C152	Manufacture of footwear	3,039,334	93,383	289,261	1,975	4,167
C161	Sawmilling and 51lanning of wood	1,073,039	187,691	129,660	-	-
C162	Manufacture of products of wood, cork, straw and plaiting materials	10,896,638	948,513	1,077,517	228	30,799
C170	Manufacture of p aper and paper products	27,636,671	2,438,305	4,480,588	99,601	624,516
C181	Printing and service activities related to printing	18,192,196	1,277,291	150,912	8,085	50,199
C182	Reproduction of recorded media	95,528	347,227	14,068	-	-
C192	Manufacture of refined petroleum products	67,268,628	5,654,330	44,067,134	-	-
C199	Manufacture of other fuel products	797,771	-	160,254	-	-
C201	Manufacture of basic chemicals	30,254,768	4,275,157	2,595,965	-	-
C202	Manufacture of other chemical products, n.e.c.	125,859,192	4,108,690	2,849,915	202,352	1,243
C203	Manufacture of man-made fibers	S	S	S	S	S
C210	Manufacture of pharmaceuticals, medicinal chemical and botanical products	60,684,228	2,558,463	-7,859,603	266	152,052
C221	Manufacture of rubber products	20,811,709	3,587,821	1,613,993	-	-
C222	Manufacture of plastics products	43,795,720	4,270,020	5,951,083	191,164	295,323
C231	Manufacture of glass and glass products	10,779,749	212,890	2,827,842	-	500,586

Table 1 Summary Statistics for Manufacturing Establishments by Region and Industry Group: Philippines, 2018

(Values are in thousand PhP, except number of establishments, employment, and workers on sub-contract agreement.
Details may not add-up to total due to rounding and/or statistical disclosure control.)

Continued

2009 PSIC Code	Region/ Industry Description	Value Added	Gross Addition to Tangible Fixed Assets	Change in Inventories	Subsidies	Sales from E- Commerce Transactions
		(11)	(12)	(13)	(14)	(15)
C239	Manufacture of non-metallic mineral products, n.e.c.	79,236,275	12,272,413	3,342,315	4,117	-
C241	Manufacture of basic iron and steel	32,670,852	1,219,003	6,916,091	17,288	273,561
C242	Manufacture of basic precious and other non-ferrous metals	30,852,579	6,841,606	-17,630,695	17,169	7,841,512
C243	Casting of metals	4,374,122	746,665	440,620	-	6,400
C251	Manufacture of structural metal products, tanks, reservoirs and steam generators	13,864,300	667,068	2,049,812	136,164	11,982
C252	Manufacture of weapons and ammunition	315,590	9,929	104,024	-	51,716
C259	Manufacture of other fabricated metal products; metal working service activities	29,052,421	2,700,062	2,112,944	121	774,173
C261	Manufacture of electronic components	189,190,027	172,533,425	-93,567,102	154,900	305,301
C262	Manufacture of computers and peripheral equipment and accessories	55,774,613	5,952	2,974,236	-	-
C263	Manufacture of communication equipment	2,060,498	277,345	43,560	-	-
C264	Manufacture of consumer electronics	8,081,681	606,455	-419,582	28,725	17,428
C265	Manufacture of measuring, testing, navigating and control equipment; watches and clocks	1,767,224	84,830	-101,404	800	-
C267	Manufacture of optical instruments and photographic equipment	6,884,175	1,369,176	647,907	41,145	-
C271	Manufacture of electric motors, generators, transformers and electricity distribution and control apparatus	5,975,986	669,190	848,814	4,695	-
C272	Manufacture of batteries and accumulators	3,134,020	5,279	1,166,493	-	-
C273	Manufacture of wiring and wiring devices	9,459,710	595,503	2,456,332	-	-
C274	Manufacture of electric lighting equipment	2,654,912	282,098	509,942	-	-
C275	Manufacture of domestic appliances	4,287,795	15,457	67,173	-	9,784
C279	Manufacture of other electrical equipment	25,874,626	1,043,317	401,177	-	-
C281	Manufacture of general purpose machinery	23,340,236	3,319,725	2,740,938	274,898	34,122
C282	Manufacture of special purpose machinery	11,066,956	564,149	537,069	32,611	4,617
C291	Manufacture of motor vehicles	7,792,771	551,530	4,319,468	2,768	-
C292	Manufacture of bodies (coachwork) for motor vehicles; manufacture of trailers and semi-trailers	1,311,098	24,948	-352,792	-	-
C293	Manufacture of parts and accessories for motor vehicles	80,518,766	7,292,674	3,096,280	501,628	-
C301	Building of ships and boats	9,497,567	922,332	-49,924	1,762,299	78
C302	Manufacture of railway locomotive and rolling stock	S	S	S	S	S

Table 1 Summary Statistics for Manufacturing Establishments by Region and Industry Group: Philippines, 2018

(Values are in thousand PhP, except number of establishments, employment, and workers on sub-contract agreement.
Details may not add-up to total due to rounding and/or statistical disclosure control.)

Continued

2009 PSIC Code	Region/ Industry Description	Value Added	Gross Addition to Tangible Fixed Assets	Change in Inventories	Subsidies	Sales from E- Commerce Transactions
		(11)	(12)	(13)	(14)	(15)
C301	Building of ships and boats	9,497,567	922,332	-49,924	1,762,299	78
C302	Manufacture of railway locomotive and rolling stock	S	S	S	S	S
C303	Manufacture of air and spacecraft and related machinery	10,132,201	1,842,200	-2,294,946	442,497	-
C309	Manufacture of transport equipment, n.e.c.	36,662,729	967,017	5,635,615	-	191
C310	Manufacture of furniture	12,379,493	564,876	1,099,253	7,590	873,163
C321	Manufacture of jewelry, bijouterie and related articles	950,781	11,007	39,510	12,775	-
C322	Manufacture of musical instruments	54,191	1,854	6,295	-	-
C323	Manufacture of sports goods	1,601,011	76,987	-256,412	-	-
C324	Manufacture of games and toys	1,312,105	51,145	-71,049	-	-
C325	Manufacture of medical and dental instruments and supplies	17,066,926	1,433,759	2,046,428	1,238	-
C329	Other manufacturing, n.e.c.	3,200,317	69,796	464,765	24,226	-
C331	Repair of fabricated metal products, machinery and equipment	20,887,151	1,085,335	220,409	11,878	25,059
C332	Installation of industrial machinery and equipment	202,806	6,019	-12,790	-	-
	National Capital Region	546,402,710	21,275,668	36,159,419	293,536	8,602,493
C101	Processing and preserving of meat	7,307,050	570,314	1,309,402	-	-
C102	Processing and preserving of fish, crustaceans and mollusks	14,520,386	119,207	2,478,740	-	-
C103	Processing and preserving of fruits and vegetables	14,862,959	88,707	516,808	-	-
C104	Manufacture of vegetable and animal oils and fats	7,628,708	473,608	6,156,277	-	-
C105	Manufacture of dairy products	12,011,378	508,529	150,617	-	-
C106	Manufacture of grain mill products, starches and starch products	8,993,411	1,151,585	1,615,088	-	-
C107	Manufacture of other food products	49,384,915	3,799,809	1,571,337	219,759	-
C108	Manufacture of prepared animal feeds	5,611,000	5,758	2,725,581	-	-
C110	Manufacture of beverages	115,130,366	3,296,136	5,333,344	-	-
C120	Manufacture of tobacco products	46,178,695	563,102	217,373	-	-
C131	Spinning, weaving and finishing of textiles	886,709	35,177	-85,729	-	-
C139	Manufacture of other textiles	2,620,594	29,976	313,796	60,833	-
C141	Manufacture of wearing apparel, except fur apparel	9,303,109	129,911	1,561,099	3,122	-
C142	Custom tailoring and dressmaking	644,630	14,985	5,597	-	-
C143	Manufacture of knitted and crocheted apparel	1,835,334	5,280	125,401	-	-
C151	Tanning and dressing of leather; manufacture of luggage and handbags	711,759	752	17,439	-	-
C152	Manufacture of footwear	830,236	1,139	154,425	-	-
C161	Sawmilling and planing of wood	118,813	1,550	23,391	-	-

Table 1 Summary Statistics for Manufacturing Establishments by Region and Industry Group: Philippines, 2018

(Values are in thousand PhP, except number of establishments, employment, and workers on sub-contract agreement.
Details may not add-up to total due to rounding and/or statistical disclosure control.)

Continued

2009 PSIC Code	Region/ Industry Description	Value Added	Gross Addition to Tangible Fixed Assets	Change in Inventories	Subsidies	Sales from E- Commerce Transactions
		(11)	(12)	(13)	(14)	(15)
C162	Manufacture of products of wood, cork, straw and plaiting materials	408,012	9,581	-71,649	-	-
C170	Manufacture of paper and paper products	10,392,552	476,602	2,358,243	-	16,944
C181	Printing and service activities related to printing	10,263,149	582,123	66,451	7,652	-
C192	Manufacture of refined petroleum products	163,227	6,640	26,664	-	-
C199	Manufacture of other fuel products	S	S	S	S	S
C201	Manufacture of basic chemicals	8,233,105	548,445	912,388	-	-
C202	Manufacture of other chemical products, n.e.c.	72,102,027	1,532,486	794,978	-	-
C203	Manufacture of man-made fibers	S	S	S	S	S
C210	Manufacture of pharmaceuticals, medicinal chemical and botanical products	49,475,765	1,445,358	-7,944,715	-	-
C221	Manufacture of rubber products	2,084,063	95,197	632,500	-	-
C222	Manufacture of plastics products	15,766,480	1,337,534	3,624,428	2,171	-
C231	Manufacture of glass and glass products	3,471,880	52,445	1,204,610	-	-
C239	Manufacture of non-metallic mineral products, n.e.c.	5,931,691	234,840	92,812	-	-
C241	Manufacture of basic iron and steel	6,931,547	148,084	5,847,981	-	273,561
C242	Manufacture of basic precious and other non-ferrous metals	1,661,325	61,293	302,917	-	7,841,512
C243	Casting of metals	362,461	98	38,275	-	-
C251	Manufacture of structural metal products, tanks, reservoirs and steam generators	4,808,952	327,916	851,702	-	11,982
C252	Manufacture of weapons and ammunition	152,784	883	104,277	-	-
C259	Manufacture of other fabricated metal products; metal working service activities	6,355,296	534,798	234,208	-	443,454
C261	Manufacture of electronic components	9,606,814	1,245,583	731,629	-	-
C262	Manufacture of computers and peripheral equipment and accessories	S	S	S	S	S
C264	Manufacture of consumer electronics	351,690	30,531	91,629	-	-
C265	Manufacture of measuring, testing, navigating and control equipment; watches and clocks	200,273	-	-921	-	-
C267	Manufacture of optical instruments and photographic equipment	S	S	S	S	S
C271	Manufacture of electric motors, generators, transformers and electricity distribution and control apparatus	303,019	6,686	51,108	-	-
C272	Manufacture of batteries and accumulators	S	S	S	S	S
C273	Manufacture of wiring and wiring devices	2,317,251	11,840	285,211	-	-

Table 1 Summary Statistics for Manufacturing Establishments by Region and Industry Group: Philippines, 2018

(Values are in thousand PhP, except number of establishments, employment, and workers on sub-contract agreement.
Details may not add-up to total due to rounding and/or statistical disclosure control.)

Continued

2009 PSIC Code	Region/ Industry Description	Value Added	Gross Addition to Tangible Fixed Assets	Change in Inventories	Subsidies	Sales from E- Commerce Transactions
		(11)	(12)	(13)	(14)	(15)
C274	Manufacture of electric lighting equipment	169,240	4,728	43,372	-	-
C275	Manufacture of domestic appliances	3,417,315	13,776	7,195	-	9,784
C279	Manufacture of other electrical equipment	147,863	-	18,238	-	-
C281	Manufacture of general purpose machinery	6,014,464	360,400	235,921	-	-
C282	Manufacture of special purpose machinery	571,956	23,393	36,049	-	-
C291	Manufacture of motor vehicles	117,217	-	35,949	-	-
C292	Manufacture of bodies (coachwork) for motor vehicles; manufacture of trailers and semi-trailers	600,685	14,855	-447,048	-	-
C293	Manufacture of parts and accessories for motor vehicles	5,142,880	531,436	80,965	-	-
C301	Building of ships and boats	77,499	3,601	-1,603	-	-
C303	Manufacture of air and spacecraft and related machinery	S	S	S	S	S
C309	Manufacture of transport equipment, n.e.c.	3,107,368	57,603	606,330	-	-
C310	Manufacture of furniture	3,588,691	132,076	1,174,828	-	-
C321	Manufacture of jewelry, bijouterie and related articles	77,828	-	8,692	-	-
C322	Manufacture of musical instruments	S	S	S	S	S
C323	Manufacture of sports goods	540,101	835	534	-	-
C324	Manufacture of games and toys	94,356	2,973	23,069	-	-
C325	Manufacture of medical and dental instruments and supplies	508,841	21,192	34,581	-	-
C329	Other manufacturing, n.e.c.	1,003,078	15,672	159,545	-	-
C331	Repair of fabricated metal products, machinery and equipment	10,244,930	553,143	35,374	-	5,256
C332	Installation of industrial machinery and equipment	41,253	6,019	-755	-	-
	Cordillera Administrative Region	13,439,648	46,030,852	-34,204,596	443,497	11,187
C101	Processing and preserving of meat	47,213	-	-441	-	-
C102	Processing and preserving of fish, crustaceans and mollusks	6,305	-	8,226	-	-
C103	Processing and preserving of fruits and vegetables	306,078	15,751	2,187	-	-
C105	Manufacture of dairy products	S	S	S	S	S
C106	Manufacture of grain mill products, starches and starch products	14,921	842	-313	-	-
C107	Manufacture of other food products	593,576	-	-13,320	-	2,366
C110	Manufacture of beverages	269,844	545	-13,672	-	-
C131	Spinning, weaving and finishing of textiles	35,441	260	-3,517	-	-
C139	Manufacture of other textiles	44,847	-	-854	-	-
C141	Manufacture of wearing apparel, except fur apparel	S	S	S	S	S

Table 1 Summary Statistics for Manufacturing Establishments by Region and Industry Group: Philippines, 2018

(Values are in thousand PhP, except number of establishments, employment, and workers on sub-contract agreement.
Details may not add-up to total due to rounding and/or statistical disclosure control.)

Continued

2009 PSIC Code	Region/ Industry Description	Value Added	Gross Addition to Tangible Fixed Assets	Change in Inventories	Subsidies	Sales from E- Commerce Transactions
		(11)	(12)	(13)	(14)	(15)
C142	Custom tailoring and dressmaking	40,561	50	2,150	-	-
C162	Manufacture of products of wood, cork, straw and plaiting materials	7,574	-	-436	-	-
C181	Printing and service activities related to printing	61,213	624	-11,596	-	-
C201	Manufacture of basic chemicals	8,671	-	971	-	-
C221	Manufacture of rubber products	253	-	-21	-	-
C222	Manufacture of plastics products	S	S	S	S	S
C231	Manufacture of glass and glass products	S	S	S	S	S
C239	Manufacture of non-metallic mineral products, n.e.c.	164,024	52,601	-8,248	-	-
C241	Manufacture of basic iron and steel	32,989	3,463	-6,501	-	-
C251	Manufacture of structural metal products, tanks, reservoirs and steam generators	15,385	-	-122	-	-
C259	Manufacture of other fabricated metal products; metal working service activities	16,795	-	-1,479	-	-
C261	Manufacture of electronic components	S	S	S	S	S
C303	Manufacture of air and spacecraft and related machinery	S	S	S	S	S
C310	Manufacture of furniture	56,192	1,650	-4,708	1,000	8,820
C321	Manufacture of jewelry, bijouterie and related articles	S	S	S	S	S
I – Ilocos Region		9,145,871	1,199,784	-59,391	-	191
C101	Processing and preserving of meat	399,153	9,672	112,736	-	-
C102	Processing and preserving of fish, crustaceans and mollusks	298,157	3,018	-42,116	-	-
C103	Processing and preserving of fruits and vegetables	75,914	2,890	-4,662	-	-
C105	Manufacture of dairy products	S	S	S	S	S
C106	Manufacture of grain mill products, starches and starch products	333,130	242,698	98,358	-	-
C107	Manufacture of other food products	896,202	19,988	23,827	-	-
C108	Manufacture of prepared animal feeds	47,228	-	13,148	-	-
C110	Manufacture of beverages	1,255,650	-	403	-	-
C120	Manufacture of tobacco products	S	S	S	S	S
C131	Spinning, weaving and finishing of textiles	2,861	87	536	-	-
C141	Manufacture of wearing apparel, except fur apparel	2,239	-	312	-	-
C142	Custom tailoring and dressmaking	16,102	-	1,310	-	-
C152	Manufacture of footwear	1,955	141	16	-	-
C162	Manufacture of products of wood, cork, straw and plaiting materials	4,633	-	1,616	-	-
C170	Manufacture of paper and paper products	714,952	-	68,416	-	-

Table 1 Summary Statistics for Manufacturing Establishments by Region and Industry Group: Philippines, 2018

(Values are in thousand PhP, except number of establishments, employment, and workers on sub-contract agreement.
Details may not add-up to total due to rounding and/or statistical disclosure control.)

Continued

2009 PSIC Code	Region/ Industry Description	Value Added	Gross Addition to Tangible Fixed Assets	Change in Inventories	Subsidies	Sales from E- Commerce Transactions
		(11)	(12)	(13)	(14)	(15)
C181	Printing and service activities related to printing	67,768	583	9,238	-	-
C201	Manufacture of basic chemicals	188,905	-	-136,829	-	-
C210	Manufacture of pharmaceuticals, medicinal chemical and botanical products	S	S	S	S	S
C221	Manufacture of rubber products	610	1,207	-79	-	-
C231	Manufacture of glass and glass products	24,004	-	8,550	-	-
C239	Manufacture of non-metallic mineral products, n.e.c.	4,302,460	912,575	-455,106	-	-
C241	Manufacture of basic iron and steel	210,725	-	223,640	-	-
C251	Manufacture of structural metal products, tanks, reservoirs and steam generators	87,209	4,201	-287	-	-
C259	Manufacture of other fabricated metal products; metal working service activities	9,793	-	-155	-	-
C273	Manufacture of wiring and wiring devices	S	S	S	S	S
C282	Manufacture of special purpose machinery	S	S	S	S	S
C292	Manufacture of bodies (coachwork) for motor vehicles; manufacture of trailers and semi-trailers	5,880	-	8,433	-	-
C293	Manufacture of parts and accessories for motor vehicles	1,039	-	16	-	-
C309	Manufacture of transport equipment, n.e.c.	15,032	-	-75	-	191
C321	Manufacture of jewelry, bijouterie and related articles	S	S	S	S	S
C324	Manufacture of games and toys	S	S	S	S	S
C329	Other manufacturing, n.e.c.	20,957	71	530	-	-
C331	Repair of fabricated metal products, machinery and equipment	31,286	469	3,194	-	-
II – Cagayan Valley		10,057,450	761,282	1,631,220	1,654	37,615
C101	Processing and preserving of meat	121,456	23,455	-1,836	-	-
C102	Processing and preserving of fish, crustaceans and mollusks	2,492	-	-101	-	-
C103	Processing and preserving of fruits and vegetables	7,346	120	-	1,653	-
C104	Manufacture of vegetable and animal oils and fats	S	S	S	S	S
C105	Manufacture of dairy products	-1,087	-	-876	-	-
C106	Manufacture of grain mill products, starches and starch products	3,907,591	96,247	1,728,980	-	-
C107	Manufacture of other food products	761,778	21,205	-54,873	-	-
C108	Manufacture of prepared animal feeds	313,263	1,285	22,942	-	-
C110	Manufacture of beverages	1,661,859	588,040	-246,687	-	-

Table 1 Summary Statistics for Manufacturing Establishments by Region and Industry Group: Philippines, 2018

(Values are in thousand PhP, except number of establishments, employment, and workers on sub-contract agreement.
Details may not add-up to total due to rounding and/or statistical disclosure control.)

Continued

2009 PSIC Code	Region/ Industry Description	Value Added	Gross Addition to Tangible Fixed Assets	Change in Inventories	Subsidies	Sales from E- Commerce Transactions
		(11)	(12)	(13)	(14)	(15)
C120	Manufacture of tobacco products	809,606	15,495	107,657	-	-
C131	Spinning, weaving and finishing of textiles	2,056	-	1,320	-	-
C139	Manufacture of other textiles	6,931	-	46	-	-
C142	Custom tailoring and dressmaking	26,474	92	-274	-	-
C151	Tanning and dressing of leather; manufacture of luggage and handbags	3,861	-	57	2	-
C162	Manufacture of products of wood, cork, straw and plaiting materials	2,560	-	84	-	-
C181	Printing and service activities related to printing	220,573	-2,282	-1,534	-	-
C182	Reproduction of recorded media	3,414	-	-18	-	-
C199	Manufacture of other fuel products	S	S	S	S	S
C201	Manufacture of basic chemicals	S	S	S	S	S
C222	Manufacture of plastics products	1,664	-	-479	-	-
C239	Manufacture of non-metallic mineral products, n.e.c.	70,266	5,250	-2,359	-	-
C241	Manufacture of basic iron and steel	7,158	-	-426	-	-
C251	Manufacture of structural metal products, tanks, reservoirs and steam generators	29,471	-	16,012	-	-
C252	Manufacture of weapons and ammunition	S	S	S	S	S
C259	Manufacture of other fabricated metal products; metal working service activities	60,038	-	-3,943	-	-
C279	Manufacture of other electrical equipment	1,465,061	-	-	-	-
C282	Manufacture of special purpose machinery	117,449	12,296	-8,236	-	-
C310	Manufacture of furniture	44,240	-	-14,303	-	37,615
C321	Manufacture of jewelry, bijouterie and related articles	936	-	5	-	-
C329	Other manufacturing, n.e.c.	S	S	S	S	S
C331	Repair of fabricated metal products, machinery and equipment	36,361	-	695	-	-
III – Central Luzon		261,489,478	115,535,577	-9,278,685	1,794,441	2,175,495
C101	Processing and preserving of meat	5,417,449	246,045	304,155	-	-
C102	Processing and preserving of fish, crustaceans and mollusks	901,448	121,334	103,906	-	-
C103	Processing and preserving of fruits and vegetables	3,472,185	265,551	362,674	-	-
C104	Manufacture of vegetable and animal oils and fats	200,435	4,310	609,000	-	-
C105	Manufacture of dairy products	2,981,029	6,842	95,358	-	-
C106	Manufacture of grain mill products, starches and starch products	2,595,425	967,527	1,043,508	-	-
C107	Manufacture of other food products	18,874,689	936,309	1,019,211	-	-

Table 1 Summary Statistics for Manufacturing Establishments by Region and Industry Group: Philippines, 2018

(Values are in thousand PhP, except number of establishments, employment, and workers on sub-contract agreement.
Details may not add-up to total due to rounding and/or statistical disclosure control.)

Continued

2009 PSIC Code	Region/ Industry Description	Value Added	Gross Addition to Tangible Fixed Assets	Change in Inventories	Subsidies	Sales from E- Commerce Transactions
		(11)	(12)	(13)	(14)	(15)
C108	Manufacture of prepared animal feeds	9,867,354	1,551,695	2,818,889	-	-
C110	Manufacture of beverages	21,439,774	1,153,126	-96,834	-	-
C120	Manufacture of tobacco products	S	S	S	S	S
C131	Spinning, weaving and finishing of textiles	1,943,296	32,218	255,386	-	-
C139	Manufacture of other textiles	1,379,830	51,798	-45,459	-	3,885
C141	Manufacture of wearing apparel, except fur apparel	5,052,709	424,908	339,530	-	-
C142	Custom tailoring and dressmaking	112,689	-	-5,928	-	-
C143	Manufacture of knitted and crocheted apparel	466,421	-	9,891	-	-
C151	Tanning and dressing of leather; manufacture of luggage and handbags	4,331,350	326,396	183,362	126	-
C152	Manufacture of footwear	803,121	55,346	48,954	-	-
C161	Sawmilling and planing of wood	S	S	S	S	S
C162	Manufacture of products of wood, cork, straw and plaiting materials	1,174,790	11,310	-142,115	228	27,859
C170	Manufacture of paper and paper products	5,487,628	847,708	338,676	65,751	607,572
C181	Printing and service activities related to printing	512,001	119,644	-26,403	-	8,101
C192	Manufacture of refined petroleum products	34,970,188	3,829,032	45,827,173	-	-
C201	Manufacture of basic chemicals	3,097,261	1,258,316	231,127	-	-
C202	Manufacture of other chemical products, n.e.c.	2,980,645	112,397	314,267	-	-
C210	Manufacture of pharmaceuticals, medicinal chemical and botanical products	1,913,079	212,221	87,522	-	-
C221	Manufacture of rubber products	13,517,133	2,919,389	801,261	-	-
C222	Manufacture of plastics products	5,151,510	706,635	738,090	42,228	83,539
C231	Manufacture of glass and glass products	700,888	5,898	68,905	-	500,586
C239	Manufacture of non-metallic mineral products, n.e.c.	19,179,541	4,075,237	-657,347	-	-
C241	Manufacture of basic iron and steel	13,760,372	757,814	-2,893,884	-	-
C242	Manufacture of basic precious and other non-ferrous metals	191,645	16,880	7,641	17,169	-
C243	Casting of metals	181,570	16,595	130,154	-	-
C251	Manufacture of structural metal products, tanks, reservoirs and steam generators	1,676,464	64,586	190,818	-	-
C259	Manufacture of other fabricated metal products; metal working service activities	5,568,245	565,503	257,024	-	177,940
C261	Manufacture of electronic components	29,755,777	92,020,041	-64,773,396	98,301	-
C262	Manufacture of computers and peripheral equipment and accessories	8,201,550	-512,589	91,084	-	-
C263	Manufacture of communication equipment	S	S	S	S	S

Table 1 Summary Statistics for Manufacturing Establishments by Region and Industry Group: Philippines, 2018

(Values are in thousand PhP, except number of establishments, employment, and workers on sub-contract agreement.
Details may not add-up to total due to rounding and/or statistical disclosure control.)

Continued

2009 PSIC Code	Region/ Industry Description	Value Added	Gross Addition to Tangible Fixed Assets	Change in Inventories	Subsidies	Sales from E- Commerce Transactions
		(11)	(12)	(13)	(14)	(15)
C264	Manufacture of consumer electronics	222,912	5	-14,501	-	-
C265	Manufacture of measuring, testing, navigating and control equipment; watches and clocks	123,940	1,307	15,412	800	-
C271	Manufacture of electric motors, generators, transformers and electricity distribution and control apparatus	525,290	81,093	57,315	-	-
C272	Manufacture of batteries and accumulators	S	S	S	S	S
C273	Manufacture of wiring and wiring devices	1,896,730	82,175	335,293	-	-
C274	Manufacture of electric lighting equipment	389,414	3,491	-25,093	-	-
C275	Manufacture of domestic appliances	187,345	60	7,880	-	-
C279	Manufacture of other electrical equipment	509,840	-	40,843	-	-
C281	Manufacture of general purpose machinery	1,648,284	246,463	27,496	-	-
C282	Manufacture of special purpose machinery	194,558	11,418	16,448	-	-
C291	Manufacture of motor vehicles	50,336	20,042	3,417	-	-
C292	Manufacture of bodies (coachwork) for motor vehicles; manufacture of trailers and semi-trailers	S	S	S	S	S
C293	Manufacture of parts and accessories for motor vehicles	7,529,609	1,032,388	889,971	-	-
C301	Building of ships and boats	S	S	S	S	S
C303	Manufacture of air and spacecraft and related machinery	601,745	-	-20,738	-	-
C309	Manufacture of transport equipment, n.e.c.	56,698	5,495	693	-	-
C310	Manufacture of furniture	1,450,558	101,640	119,211	-	766,012
C321	Manufacture of jewelry, bijouterie and related articles	109,942	679	-433	-	-
C322	Manufacture of musical instruments	S	S	S	S	S
C323	Manufacture of sports goods	453,206	63,601	-2,884	-	-
C324	Manufacture of games and toys	478,053	-	-58,898	-	-
C325	Manufacture of medical and dental instruments and supplies	2,803,123	564,803	90,331	-	-
C329	Other manufacturing, n.e.c.	805,670	1,198	39,794	-	-
C331	Repair of fabricated metal products, machinery and equipment	4,924,187	184,536	12,122	-	-
C332	Installation of industrial machinery and equipment	S	S	S	S	S
IVA – CALABARZON		753,550,959	71,405,360	38,153,743	1,509,790	752,474
C101	Processing and preserving of meat	9,445,502	1,718,956	1,098,127	-	-
C102	Processing and preserving of fish, crustaceans and mollusks	4,799,868	31,558	644,896	-	-

Table 1 Summary Statistics for Manufacturing Establishments by Region and Industry Group: Philippines, 2018

(Values are in thousand PhP, except number of establishments, employment, and workers on sub-contract agreement.
Details may not add-up to total due to rounding and/or statistical disclosure control.)

Continued

2009 PSIC Code	Region/ Industry Description	Value Added	Gross Addition to Tangible Fixed Assets	Change in Inventories	Subsidies	Sales from E- Commerce Transactions
		(11)	(12)	(13)	(14)	(15)
C103	Processing and preserving of fruits and vegetables	4,409,760	152,074	452,171	-	-
C104	Manufacture of vegetable and animal oils and fats	3,502,823	325,223	125,158	-	-
C105	Manufacture of dairy products	-8,938,923	188,730	-1,071,481	-	-
C106	Manufacture of grain mill products, starches and starch products	1,390,811	15,458	74,983	-	-
C107	Manufacture of other food products	52,670,740	1,864,143	1,509,251	4,590	-
C108	Manufacture of prepared animal feeds	1,920,207	60,065	94,896	2,906	-
C110	Manufacture of beverages	72,765,629	1,602,468	-279,201	-	-
C120	Manufacture of tobacco products	18,756,790	263,534	69,225	-	-
C131	Spinning, weaving and finishing of textiles	749,096	189,777	25,239	-	-
C139	Manufacture of other textiles	611,491	42,890	79,106	-	-
C141	Manufacture of wearing apparel, except fur apparel	8,953,293	211,766	98,840	26,942	-
C142	Custom tailoring and dressmaking	123,670	2,995	-25	-	-
C143	Manufacture of knitted and crocheted apparel	1,661,131	8,925	97,141	-	-
C151	Tanning and dressing of leather; manufacture of luggage and handbags	7,732,372	177,768	288,859	70	-
C152	Manufacture of footwear	987,215	34,857	30,459	1,975	4,167
C161	Sawmilling and planing of wood	S	S	S	S	S
C162	Manufacture of products of wood, cork, straw and plaiting materials	7,285,071	783,229	981,474	-	-
C170	Manufacture of paper and paper products	7,287,963	425,676	-42,431	33,850	-
C181	Printing and service activities related to printing	4,132,648	190,535	48,760	434	38,107
C182	Reproduction of recorded media	S	S	S	S	S
C192	Manufacture of refined petroleum products	S	S	S	S	S
C199	Manufacture of other fuel products	S	S	S	S	S
C201	Manufacture of basic chemicals	9,588,866	1,217,255	1,590,010	-	-
C202	Manufacture of other chemical products, n.e.c.	44,205,540	2,085,986	1,978,805	200,810	1,243
C210	Manufacture of pharmaceuticals, medicinal chemical and botanical products	6,686,214	847,622	248,164	-	-
C221	Manufacture of rubber products	4,087,220	288,890	116,573	-	-
C222	Manufacture of plastics products	18,468,394	1,776,204	1,031,925	146,764	190,138
C231	Manufacture of glass and glass products	5,584,654	94,454	1,394,218	-	-
C239	Manufacture of non-metallic mineral products, n.e.c.	27,413,195	3,944,123	3,510,363	-	-
C241	Manufacture of basic iron and steel	7,144,750	385,385	1,007,008	17,288	-
C242	Manufacture of basic precious and other non-ferrous metals	826,524	10,008	196,612	-	-
C243	Casting of metals	3,361,248	452,211	180,044	-	-

Table 1 Summary Statistics for Manufacturing Establishments by Region and Industry Group: Philippines, 2018

(Values are in thousand PhP, except number of establishments, employment, and workers on sub-contract agreement.
Details may not add-up to total due to rounding and/or statistical disclosure control.)

Continued

2009 PSIC Code	Region/ Industry Description	Value Added	Gross Addition to Tangible Fixed Assets	Change in Inventories	Subsidies	Sales from E- Commerce Transactions
		(11)	(12)	(13)	(14)	(15)
C251	Manufacture of structural metal products, tanks, reservoirs and steam generators	5,500,432	236,538	789,554	136,164	-
C252	Manufacture of weapons and ammunition	S	S	S	S	S
C259	Manufacture of other fabricated metal products; metal working service activities	13,270,262	924,328	574,205	121	126,994
C261	Manufacture of electronic components	131,181,905	31,541,022	3,633,056	56,599	305,301
C262	Manufacture of computers and peripheral equipment and accessories	47,117,971	498,868	2,869,764	-	-
C263	Manufacture of communication equipment	897,110	18,083	-29,866	-	-
C264	Manufacture of consumer electronics	6,145,825	556,558	-769,918	28,725	17,428
C265	Manufacture of measuring, testing, navigating and control equipment; watches and clocks	490,293	18	-148,884	-	-
C267	Manufacture of optical instruments and photographic equipment	4,963,856	1,349,301	975,401	-	-
C271	Manufacture of electric motors, generators, transformers and electricity distribution and control apparatus	4,516,503	552,689	655,618	4,109	-
C272	Manufacture of batteries and accumulators	S	S	S	S	S
C273	Manufacture of wiring and wiring devices	4,759,304	484,798	1,807,545	-	-
C274	Manufacture of electric lighting equipment	1,857,308	273,879	486,189	-	-
C275	Manufacture of domestic appliances	559,699	1,621	26,819	-	-
C279	Manufacture of other electrical equipment	23,089,430	1,031,644	341,373	-	-
C281	Manufacture of general purpose machinery	14,789,518	2,574,885	2,313,913	274,898	34,122
C282	Manufacture of special purpose machinery	9,763,604	512,981	487,200	32,611	-
C291	Manufacture of motor vehicles	6,814,261	527,328	4,229,284	2,768	-
C292	Manufacture of bodies (coachwork) for motor vehicles; manufacture of trailers and semi-trailers	603,588	10,093	-21,117	-	-
C293	Manufacture of parts and accessories for motor vehicles	60,289,919	5,727,220	2,118,718	501,628	-
C301	Building of ships and boats	155,575	548	119,486	-	78
C302	Manufacture of railway locomotive and rolling stock	S	S	S	S	S
C303	Manufacture of air and spacecraft and related machinery	S	S	S	S	S
C309	Manufacture of transport equipment, n.e.c.	31,700,241	818,387	5,012,575	-	-
C310	Manufacture of furniture	2,275,858	-46,999	-104,127	-	15,092

Table 1 Summary Statistics for Manufacturing Establishments by Region and Industry Group: Philippines, 2018

(Values are in thousand PhP, except number of establishments, employment, and workers on sub-contract agreement.
Details may not add-up to total due to rounding and/or statistical disclosure control.)

Continued

2009 PSIC Code	Region/ Industry Description	Value Added	Gross Addition to Tangible Fixed Assets	Change in Inventories	Subsidies	Sales from E- Commerce Transactions
		(11)	(12)	(13)	(14)	(15)
C292	Manufacture of bodies (coachwork) for motor vehicles; manufacture of trailers and semi-trailers	603,588	10,093	-21,117	-	-
C293	Manufacture of parts and accessories for motor vehicles	60,289,919	5,727,220	2,118,718	501,628	-
C301	Building of ships and boats	155,575	548	119,486	-	78
C302	Manufacture of railway locomotive and rolling stock	S	S	S	S	S
C303	Manufacture of air and spacecraft and related machinery	S	S	S	S	S
C309	Manufacture of transport equipment, n.e.c.	31,700,241	818,387	5,012,575	-	-
C310	Manufacture of furniture	2,275,858	-46,999	-104,127	-	15,092
C321	Manufacture of jewelry, bijouterie and related articles	85,105	-	3,472	-	-
C322	Manufacture of musical instruments	S	S	S	S	S
C323	Manufacture of sports goods	505,138	10,536	-232,381	-	-
C324	Manufacture of games and toys	457,046	38,519	-25,880	-	-
C325	Manufacture of medical and dental instruments and supplies	11,806,966	730,859	655,527	1,238	-
C329	Other manufacturing, n.e.c.	644,198	34,601	36,567	24,226	-
C331	Repair of fabricated metal products, machinery and equipment	3,002,780	76,085	13,598	11,074	19,804
C332	Installation of industrial machinery and equipment	S	S	S	S	S
	MIMAROPA	10,481,627	405,280	848,114	736	-
C101	Processing and preserving of meat	70,101	-	-751	-	-
C102	Processing and preserving of fish, crustaceans and mollusks	S	S	S	S	S
C103	Processing and preserving of fruits and vegetables	S	S	S	S	S
C104	Manufacture of vegetable and animal oils and fats	155,451	12,005	-10,643	75	-
C105	Manufacture of dairy products	802	89	148	-	-
C106	Manufacture of grain mill products, starches and starch products	617,962	170,155	434,061	-	-
C107	Manufacture of other food products	445,342	182,849	6,636	660	-
C110	Manufacture of beverages	199,889	9,929	-1,530	-	-
C131	Spinning, weaving and finishing of textiles	2,015	2,115	-226	-	-
C141	Manufacture of wearing apparel, except fur apparel	4,619	-	17	-	-
C142	Custom tailoring and dressmaking	23,882	10,334	-450	-	-
C151	Tanning and dressing of leather; manufacture of luggage and handbags	3,187	-	8	-	-
C161	Sawmilling and planing of wood	1,381	-	32	-	-
C162	Manufacture of products of wood, cork, straw and plaiting materials	26,150	224	-11,418	-	-

Table 1 Summary Statistics for Manufacturing Establishments by Region and Industry Group: Philippines, 2018

(Values are in thousand PhP, except number of establishments, employment, and workers on sub-contract agreement.
Details may not add-up to total due to rounding and/or statistical disclosure control.)

Continued

2009 PSIC Code	Region/ Industry Description	Value Added	Gross Addition to Tangible Fixed Assets	Change in Inventories	Subsidies	Sales from E- Commerce Transactions
		(11)	(12)	(13)	(14)	(15)
C181	Printing and service activities related to printing	247,674	2,171	-14,088	-	-
C201	Manufacture of basic chemicals	697	-	78	-	-
C202	Manufacture of other chemical products, n.e.c.	S	S	S	S	S
C210	Manufacture of pharmaceuticals, medicinal chemical and botanical products	S	S	S	S	S
C222	Manufacture of plastics products	4,942	-	3,450	-	-
C239	Manufacture of non-metallic mineral products, n.e.c.	21,930	3,131	1,165	-	-
C241	Manufacture of basic iron and steel	3,629	-	85	-	-
C242	Manufacture of basic precious and other non-ferrous metals	S	S	S	S	S
C259	Manufacture of other fabricated metal products; metal working service activities	12,632	-	2,032	-	-
C282	Manufacture of special purpose machinery	S	S	S	S	S
C310	Manufacture of furniture	16,355	-	2,675	-	-
C331	Repair of fabricated metal products, machinery and equipment	8,302	10,094	-1,899	-	-
V – Bicol Region		10,008,205	1,340,344	1,665,997	235	1,452
C101	Processing and preserving of meat	100,510	27,095	-2,183	-	-
C102	Processing and preserving of fish, crustaceans and mollusks	152,226	4,146	8,472	-	-
C103	Processing and preserving of fruits and vegetables	8,070	-	4,891	-	-
C104	Manufacture of vegetable and animal oils and fats	543,681	64,247	359,954	-	-
C105	Manufacture of dairy products	564	4,855	7	-	-
C106	Manufacture of grain mill products, starches and starch products	333,669	93,503	128,466	-	-
C107	Manufacture of other food products	737,497	134,466	89,966	-	-
C108	Manufacture of prepared animal feeds	186,156	16,848	1,852	-	-
C110	Manufacture of beverages	704,318	6,093	24,081	-	-
C120	Manufacture of tobacco products	S	S	S	S	S
C131	Spinning, weaving and finishing of textiles	2,383	-	541	-	-
C139	Manufacture of other textiles	102,955	1,001	3,389	-	1,452
C141	Manufacture of wearing apparel, except fur apparel	42,809	8,615	52,169	-	-
C142	Custom tailoring and dressmaking	27,391	-	24,086	-	-
C151	Tanning and dressing of leather; manufacture of luggage and handbags	456	-	-531	-	-
C152	Manufacture of footwear	1,401	-	-15	-	-

Table 1 Summary Statistics for Manufacturing Establishments by Region and Industry Group: Philippines, 2018

(Values are in thousand PhP, except number of establishments, employment, and workers on sub-contract agreement.
Details may not add-up to total due to rounding and/or statistical disclosure control.)

Continued

2009 PSIC Code	Region/ Industry Description	Value Added	Gross Addition to Tangible Fixed Assets	Change in Inventories	Subsidies	Sales from E- Commerce Transactions
		(11)	(12)	(13)	(14)	(15)
C162	Manufacture of products of wood, cork, straw and plaiting materials	173,703	3,539	-54,094	-	-
C170	Manufacture of paper and paper products	210,082	404,308	-44,181	-	-
C181	Printing and service activities related to printing	251,112	35,531	33,923	-	-
C201	Manufacture of basic chemicals	13,085	-	-345	-	-
C210	Manufacture of pharmaceuticals, medicinal chemical and botanical products	918	-	323	-	-
C231	Manufacture of glass and glass products	S	S	S	S	S
C239	Manufacture of non-metallic mineral products, n.e.c.	610,443	54,752	774,927	235	-
C241	Manufacture of basic iron and steel	61,799	1,925	-10,810	-	-
C242	Manufacture of basic precious and other non-ferrous metals	S	S	S	S	S
C251	Manufacture of structural metal products, tanks, reservoirs and steam generators	8,815	8,148	6,896	-	-
C259	Manufacture of other fabricated metal products; metal working service activities	6,837	-	-732	-	-
C281	Manufacture of general purpose machinery	159,565	40,109	99,086	-	-
C282	Manufacture of special purpose machinery	17,105	-	-12,263	-	-
C293	Manufacture of parts and accessories for motor vehicles	642	-	-	-	-
C310	Manufacture of furniture	10,236	-	844	-	-
C329	Other manufacturing, n.e.c.	92,324	-	-2,245	-	-
C331	Repair of fabricated metal products, machinery and equipment	47,088	-	8,988	-	-
VI – Western Visayas		27,451,813	2,847,725	-2,610,855	94,272	4,617
C101	Processing and preserving of meat	834,384	510	333,356	-	-
C102	Processing and preserving of fish, crustaceans and mollusks	251,687	10,999	23,806	-	-
C103	Processing and preserving of fruits and vegetables	S	S	S	S	S
C104	Manufacture of vegetable and animal oils and fats	107,226	-	403	-	-
C105	Manufacture of dairy products	5,630	-	31	-	-
C106	Manufacture of grain mill products, starches and starch products	441,251	15,612	-154,611	84,816	-
C107	Manufacture of other food products	11,734,289	1,594,794	-3,530,468	-	-
C108	Manufacture of prepared animal feeds	1,024,620	518,611	925,234	-	-
C110	Manufacture of beverages	9,449,638	250,592	391,412	181	-

Table 1 Summary Statistics for Manufacturing Establishments by Region and Industry Group: Philippines, 2018

(Values are in thousand PhP, except number of establishments, employment, and workers on sub-contract agreement.
Details may not add-up to total due to rounding and/or statistical disclosure control.)

Continued

2009 PSIC Code	Region/ Industry Description	Value Added	Gross Addition to Tangible Fixed Assets	Change in Inventories	Subsidies	Sales from E- Commerce Transactions
		(11)	(12)	(13)	(14)	(15)
C131	Spinning, weaving and finishing of textiles	19,126	-	-150	2,012	-
C139	Manufacture of other textiles	9,373	-	-219	-	-
C141	Manufacture of wearing apparel, except fur apparel	43,586	289	-2,573	18	-
C142	Custom tailoring and dressmaking	69,748	9,317	12,091	-	-
C161	Sawmilling and planing of wood	10,080	61	-900	-	-
C162	Manufacture of products of wood, cork, straw and plaiting materials	49,752	922	2,867	-	-
C181	Printing and service activities related to printing	253,585	3,852	-2,723	-	-
C192	Manufacture of refined petroleum products	S	S	S	S	S
C201	Manufacture of basic chemicals	1,679,161	232,627	-699,771	-	-
C202	Manufacture of other chemical products, n.e.c.	S	S	S	S	S
C210	Manufacture of pharmaceuticals, medicinal chemical and botanical products	21,652	-	67	-	-
C221	Manufacture of rubber products	2,195	-	136	-	-
C222	Manufacture of plastics products	140,558	143,898	26,604	-	-
C231	Manufacture of glass and glass products	1,100	-	-2,249	-	-
C239	Manufacture of non-metallic mineral products, n.e.c.	580,439	6,102	9,153	-	-
C241	Manufacture of basic iron and steel	70,194	-	7,523	-	-
C243	Casting of metals	35,822	-	13,276	-	-
C251	Manufacture of structural metal products, tanks, reservoirs and steam generators	89,769	-	-120	-	-
C259	Manufacture of other fabricated metal products; metal working service activities	51,645	-	163	-	-
C265	Manufacture of measuring, testing, navigating and control equipment; watches and clocks	S	S	S	S	S
C267	Manufacture of optical instruments and photographic equipment	S	S	S	S	S
C282	Manufacture of special purpose machinery	102,445	4,061	10,194	-	4,617
C293	Manufacture of parts and accessories for motor vehicles	5,437	-	342	-	-
C310	Manufacture of furniture	138,441	53,383	19,696	-	-
C321	Manufacture of jewelry, bijouterie and related articles	4,911	655	305	-	-
C329	Other manufacturing, n.e.c.	100,374	116	6,352	-	-
C331	Repair of fabricated metal products, machinery and equipment	88,550	-	1,037	-	-

Table 1 Summary Statistics for Manufacturing Establishments by Region and Industry Group: Philippines, 2018

(Values are in thousand PhP, except number of establishments, employment, and workers on sub-contract agreement.
Details may not add-up to total due to rounding and/or statistical disclosure control.)

Continued

2009 PSIC Code	Region/ Industry Description	Value Added	Gross Addition to Tangible Fixed Assets	Change in Inventories	Subsidies	Sales from E- Commerce Transactions
		(11)	(12)	(13)	(14)	(15)
VII – Central Visayas		114,101,507	11,124,808	11,298,527	354,329	411,857
C101	Processing and preserving of meat	4,613,152	126,971	1,011,329	-	-
C102	Processing and preserving of fish, crustaceans and mollusks	2,227,373	176,711	48,683	13	-
C103	Processing and preserving of fruits and vegetables	1,533,737	87,384	-34,997	-	-
C104	Manufacture of vegetable and animal oils and fats	968,052	158,681	830,608	-	-
C105	Manufacture of dairy products	21,818	5,344	4,200	-	-
C106	Manufacture of grain mill products, starches and starch products	948,411	71,148	111,399	-	-
C107	Manufacture of other food products	5,197,893	358,426	-20,993	-	-
C108	Manufacture of prepared animal feeds	4,458,797	3,079,566	3,456,988	3,950	-
C110	Manufacture of beverages	11,122,434	98,606	-458,857	-	-
C131	Spinning, weaving and finishing of textiles	90,371	-	253	15	-
C139	Manufacture of other textiles	-70,407	1,603	5,538	-	122,788
C141	Manufacture of wearing apparel, except fur apparel	7,054,103	41,359	28,457	96,095	8,692
C142	Custom tailoring and dressmaking	22,028	-	-1,555	-	-
C151	Tanning and dressing of leather; manufacture of luggage and handbags	S	S	S	S	S
C152	Manufacture of footwear	275,958	1,706	72,202	-	-
C162	Manufacture of products of wood, cork, straw and plaiting materials	337,385	16,601	78,805	-	2,940
C170	Manufacture of paper and paper products	828,347	45,858	553,686	-	-
C181	Printing and service activities related to printing	708,510	95,459	20,674	-	-
C201	Manufacture of basic chemicals	2,027,759	103,325	329,701	-	-
C202	Manufacture of other chemical products, n.e.c.	1,393,822	133,431	55,314	1,543	-
C210	Manufacture of pharmaceuticals, medicinal chemical and botanical products	1,283,857	35,956	-23,944	-	152,052
C221	Manufacture of rubber products	964,330	281,139	57,226	-	-
C222	Manufacture of plastics products	1,402,310	134,127	138,647	-	21,646
C231	Manufacture of glass and glass products	935,626	53,056	148,992	-	-
C239	Manufacture of non-metallic mineral products, n.e.c.	17,017,552	1,333,289	81,115	3,882	-
C241	Manufacture of basic iron and steel	3,659,037	-205,027	2,649,549	-	-
C242	Manufacture of basic precious and other non-ferrous metals	S	S	S	S	S
C243	Casting of metals	353,119	273,079	61,325	-	6,400
C251	Manufacture of structural metal products, tanks, reservoirs and steam generators	535,850	3,638	-10,590	-	-

Table 1 Summary Statistics for Manufacturing Establishments by Region and Industry Group: Philippines, 2018

(Values are in thousand PhP, except number of establishments, employment, and workers on sub-contract agreement.
Details may not add-up to total due to rounding and/or statistical disclosure control.)

Continued

2009 PSIC Code	Region/ Industry Description	Value Added	Gross Addition to Tangible Fixed Assets	Change in Inventories	Subsidies	Sales from E- Commerce Transactions
		(11)	(12)	(13)	(14)	(15)
C252	Manufacture of weapons and ammunition	S	S	S	S	S
C259	Manufacture of other fabricated metal products; metal working service activities	2,462,206	523,565	317,448	-	-
C261	Manufacture of electronic components	9,987,280	2,161,920	365,592	-	-
C262	Manufacture of computers and peripheral equipment and accessories	S	S	S	S	S
C263	Manufacture of communication equipment	S	S	S	S	S
C264	Manufacture of consumer electronics	1,307,206	19,361	264,418	-	-
C265	Manufacture of measuring, testing, navigating and control equipment; watches and clocks	921,593	83,505	32,050	-	-
C267	Manufacture of optical instruments and photographic equipment	1,648,873	19,807	-104,043	41,145	-
C271	Manufacture of electric motors, generators, transformers and electricity distribution and control apparatus	589,712	28,666	88,004	586	-
C273	Manufacture of wiring and wiring devices	S	S	S	S	S
C274	Manufacture of electric lighting equipment	238,951	-	5,474	-	-
C275	Manufacture of domestic appliances	S	S	S	S	S
C279	Manufacture of other electrical equipment	S	S	S	S	S
C281	Manufacture of general purpose machinery	574,418	83,771	57,615	-	-
C282	Manufacture of special purpose machinery	99,279	-	-17,992	-	-
C291	Manufacture of motor vehicles	747,295	1,233	42,278	-	-
C293	Manufacture of parts and accessories for motor vehicles	7,543,236	844	6,229	-	-
C301	Building of ships and boats	4,705,547	954,052	-421,967	192,460	-
C309	Manufacture of transport equipment, n.e.c.	1,780,335	85,532	16,073	-	-
C310	Manufacture of furniture	4,123,371	138,959	-213,775	1,063	45,623
C321	Manufacture of jewelry, bijouterie and related articles	581,505	9,673	18,138	12,775	-
C322	Manufacture of musical instruments	S	S	S	S	S
C323	Manufacture of sports goods	S	S	S	S	S
C324	Manufacture of games and toys	S	S	S	S	S
C325	Manufacture of medical and dental instruments and supplies	1,947,995	116,905	1,265,989	-	-
C329	Other manufacturing, n.e.c.	429,901	13,030	217,252	-	-
C331	Repair of fabricated metal products, machinery and equipment	628,969	46,943	3,345	803	-
VIII – Eastern Visayas		13,713,115	3,368,913	-19,819,541	266	-

Table 1 Summary Statistics for Manufacturing Establishments by Region and Industry Group: Philippines, 2018

(Values are in thousand PhP, except number of establishments, employment, and workers on sub-contract agreement.
Details may not add-up to total due to rounding and/or statistical disclosure control.)

Continued

2009 PSIC Code	Region/ Industry Description	Value Added	Gross Addition to Tangible Fixed Assets	Change in Inventories	Subsidies	Sales from E- Commerce Transactions
		(11)	(12)	(13)	(14)	(15)
C101	Processing and preserving of meat	S	S	S	S	S
C102	Processing and preserving of fish, crustaceans and mollusks	26,604	1,919	-14,004	-	-
C103	Processing and preserving of fruits and vegetables	22,860	1,322	-1,853	-	-
C104	Manufacture of vegetable and animal oils and fats	515,788	3,922	-296,045	-	-
C105	Manufacture of dairy products	S	S	S	S	S
C106	Manufacture of grain mill products, starches and starch products	152,265	4,063	36,865	-	-
C107	Manufacture of other food products	2,018,657	24,116	260,865	-	-
C110	Manufacture of beverages	2,447,580	-	31,582	-	-
C131	Spinning, weaving and finishing of textiles	2,561	-	420	-	-
C139	Manufacture of other textiles	S	S	S	S	S
C141	Manufacture of wearing apparel, except fur apparel	7,197	-	-	-	-
C142	Custom tailoring and dressmaking	14,959	76	-897	-	-
C162	Manufacture of products of wood, cork, straw and plaiting materials	-231	-	-377	-	-
C170	Manufacture of paper and paper products	571,274	4,542	91,442	-	-
C181	Printing and service activities related to printing	179,036	17,023	-226	-	-
C201	Manufacture of basic chemicals	219,169	1,995	-4,783	-	-
C210	Manufacture of pharmaceuticals, medicinal chemical and botanical products	S	S	S	S	S
C222	Manufacture of plastics products	23,101	7,313	4,586	-	-
C231	Manufacture of glass and glass products	20,723	-	-1,757	-	-
C239	Manufacture of non-metallic mineral products, n.e.c.	25,729	42,191	-1,408	-	-
C241	Manufacture of basic iron and steel	2,099	-	233	-	-
C242	Manufacture of basic precious and other non-ferrous metals	S	S	S	S	S
C243	Casting of metals	S	S	S	S	S
C251	Manufacture of structural metal products, tanks, reservoirs and steam generators	5,071	-	269	-	-
C259	Manufacture of other fabricated metal products; metal working service activities	17,811	197	5,559	-	-
C273	Manufacture of wiring and wiring devices	S	S	S	S	S
C282	Manufacture of special purpose machinery	S	S	S	S	S
C310	Manufacture of furniture	6,371	-	431	-	-
C321	Manufacture of jewelry, bijouterie and related articles	1,245	-	-	-	-
C329	Other manufacturing, n.e.c.	21,262	140	124	-	-

Table 1 Summary Statistics for Manufacturing Establishments by Region and Industry Group: Philippines, 2018

(Values are in thousand PhP, except number of establishments, employment, and workers on sub-contract agreement.
Details may not add-up to total due to rounding and/or statistical disclosure control.)

Continued

2009 PSIC Code	Region/ Industry Description	Value Added	Gross Addition to Tangible Fixed Assets	Change in Inventories	Subsidies	Sales from E- Commerce Transactions
		(11)	(12)	(13)	(14)	(15)
C331	Repair of fabricated metal products, machinery and equipment	42,464	1,554	1,222	-	-
	IX – Zamboanga Peninsula	13,663,372	541,537	3,657	-	5,075
C101	Processing and preserving of meat	256,634	4,773	-4,623	-	-
C102	Processing and preserving of fish, crustaceans and mollusks	7,247,207	248,868	537,358	-	-
C104	Manufacture of vegetable and animal oils and fats	1,320,168	10,058	-923,086	-	-
C105	Manufacture of dairy products	856	-	324	-	-
C106	Manufacture of grain mill products, starches and starch products	386,303	42,773	38,940	-	-
C107	Manufacture of other food products	2,582,044	44,976	65,680	-	-
C108	Manufacture of prepared animal feeds	S	S	S	S	S
C110	Manufacture of beverages	727,452	35,153	174,853	-	-
C139	Manufacture of other textiles	S	S	S	S	S
C142	Custom tailoring and dressmaking	52,438	3,449	10,426	-	-
C161	Sawmilling and 70lanning of wood	3,651	2,696	-619	-	-
C162	Manufacture of products of wood, cork, straw and plaiting materials	S	S	S	S	S
C181	Printing and service activities related to printing	109,411	57,916	-884	-	-
C221	Manufacture of rubber products	101,637	2,000	21,866	-	-
C222	Manufacture of plastics products	31,657	-	-3,063	-	-
C231	Manufacture of glass and glass products	2,462	-	-573	-	-
C239	Manufacture of non-metallic mineral products, n.e.c.	61,767	5,743	17,846	-	-
C241	Manufacture of basic iron and steel	18,357	1,767	-680	-	-
C251	Manufacture of structural metal products, tanks, reservoirs and steam generators	11,571	399	9,343	-	-
C259	Manufacture of other fabricated metal products; metal working service activities	306,195	59,727	69,704	-	5,075
C310	Manufacture of furniture	53,291	-	10,825	-	-
C321	Manufacture of jewelry, bijouterie and related articles	S	S	S	S	S
C329	Other manufacturing, n.e.c.	5,723	1,620	-	-	-
C331	Repair of fabricated metal products, machinery and equipment	68,765	587	788	-	-
	X – Northern Mindanao	39,115,315	4,885,781	1,376,216	15,629	-
C101	Processing and preserving of meat	439,787	135,194	-27,683	-	-
C102	Processing and preserving of fish, crustaceans and mollusks	S	S	S	S	S
C103	Processing and preserving of fruits and vegetables	4,903,997	1,659,235	263,086	5,607	-

Table 1 Summary Statistics for Manufacturing Establishments by Region and Industry Group: Philippines, 2018

(Values are in thousand PhP, except number of establishments, employment, and workers on sub-contract agreement.
Details may not add-up to total due to rounding and/or statistical disclosure control.)

Continued

2009 PSIC Code	Region/ Industry Description	Value Added	Gross Addition to Tangible Fixed Assets	Change in Inventories	Subsidies	Sales from E- Commerce Transactions
		(11)	(12)	(13)	(14)	(15)
C104	Manufacture of vegetable and animal oils and fats	2,263,367	257,346	-167,078	-	-
C105	Manufacture of dairy products	30,168	1,718	-676	-	-
C106	Manufacture of grain mill products, starches and starch products	8,081,516	312,815	2,429,234	2,987	-
C107	Manufacture of other food products	3,181,702	193,104	198,979	-	-
C108	Manufacture of prepared animal feeds	1,304,071	74,416	-1,129,869	-	-
C110	Manufacture of beverages	6,312,067	271,970	-1,012,781	-	-
C131	Spinning, weaving and finishing of textiles	709	-	-10	-	-
C139	Manufacture of other textiles	5,002	840	1,873	-	-
C141	Manufacture of wearing apparel, except fur apparel	63,568	8,706	-1,594	-	-
C142	Custom tailoring and dressmaking	67,312	22,480	-2,662	7,036	-
C152	Manufacture of footwear	135,378	194	-16,773	-	-
C161	Sawmilling and planing of wood	315,633	104,776	38,951	-	-
C162	Manufacture of products of wood, cork, straw and plaiting materials	139,911	8,545	-16,310	-	-
C170	Manufacture of paper and paper products	579,367	103,083	432,300	-	-
C181	Printing and service activities related to printing	160,133	32,553	24,751	-	-
C192	Manufacture of refined petroleum products	6,016	638	-278	-	-
C201	Manufacture of basic chemicals	4,785,504	891,136	336,190	-	-
C202	Manufacture of other chemical products, n.e.c.	3,034,828	14,500	-227,494	-	-
C210	Manufacture of pharmaceuticals, medicinal chemical and botanical products	S	S	S	S	S
C221	Manufacture of rubber products	S	S	S	S	S
C222	Manufacture of plastics products	352,442	90,113	37,165	-	-
C231	Manufacture of glass and glass products	4,742	-	489	-	-
C239	Manufacture of non-metallic mineral products, n.e.c.	824,102	424,628	-32,140	-	-
C241	Manufacture of basic iron and steel	425,557	35,868	43,660	-	-
C243	Casting of metals	10,107	358	-852	-	-
C251	Manufacture of structural metal products, tanks, reservoirs and steam generators	183,387	20,899	36,302	-	-
C259	Manufacture of other fabricated metal products; metal working service activities	48,920	4,458	-15,229	-	-
C264	Manufacture of consumer electronics	S	S	S	S	S
C271	Manufacture of electric motors, generators, transformers and electricity distribution and control apparatus	S	S	S	S	S
C281	Manufacture of general purpose machinery	S	S	S	S	S

Table 1 Summary Statistics for Manufacturing Establishments by Region and Industry Group: Philippines, 2018

(Values are in thousand PhP, except number of establishments, employment, and workers on sub-contract agreement.
Details may not add-up to total due to rounding and/or statistical disclosure control.)

Continued

2009 PSIC Code	Region/ Industry Description	Value Added	Gross Addition to Tangible Fixed Assets	Change in Inventories	Subsidies	Sales from E- Commerce Transactions
		(11)	(12)	(13)	(14)	(15)
C282	Manufacture of special purpose machinery	S	S	S	S	S
C291	Manufacture of motor vehicles	33,707	2,927	2,541	-	-
C293	Manufacture of parts and accessories for motor vehicles	5,660	787	2	-	-
C310	Manufacture of furniture	138,960	44,355	45,934	-	-
C321	Manufacture of jewelry, bijouterie and related articles	S	S	S	S	S
C324	Manufacture of games and toys	S	S	S	S	S
C329	Other manufacturing, n.e.c.	S	S	S	S	S
C331	Repair of fabricated metal products, machinery and equipment	869,604	150,614	113,524	-	-
XI – Davao Region		41,011,685	2,452,819	3,431,436	31,269	3,991
C101	Processing and preserving of meat	543,543	-	-17,746	-	-
C102	Processing and preserving of fish, crustaceans and mollusks	103,240	-	-	-	-
C103	Processing and preserving of fruits and vegetables	548,059	16,940	47,495	-	-
C104	Manufacture of vegetable and animal oils and fats	9,376,113	120,713	845,053	18,698	-
C105	Manufacture of dairy products	7,003	-	-408	-	-
C106	Manufacture of grain mill products, starches and starch products	730,834	11,610	352,773	-	-
C107	Manufacture of other food products	5,330,898	93,801	-13,971	12,572	-
C108	Manufacture of prepared animal feeds	5,611,212	381,978	1,186,851	-	-
C110	Manufacture of beverages	5,167,674	85,505	55,809	-	-
C120	Manufacture of tobacco products	S	S	S	S	S
C139	Manufacture of other textiles	109,830	1,871	15,776	-	-
C141	Manufacture of wearing apparel, except fur apparel	43,505	8,401	1,766	-	-
C142	Custom tailoring and dressmaking	76,644	1,895	-2,015	-	-
C152	Manufacture of footwear	4,070	-	-7	-	-
C161	Sawmilling and planing of wood	21,892	-	3,608	-	-
C162	Manufacture of products of wood, cork, straw and plaiting materials	507,400	28,536	250,505	-	-
C170	Manufacture of paper and paper products	1,479,982	104,512	588,159	-	-
C181	Printing and service activities related to printing	720,532	35,141	-22,739	-	3,991
C192	Manufacture of refined petroleum products	S	S	S	S	S
C201	Manufacture of basic chemicals	219,099	21,023	20,946	-	-
C202	Manufacture of other chemical products, n.e.c.	1,957,839	209,575	-121,104	-	-
C210	Manufacture of pharmaceuticals, medicinal chemical and botanical products	1,270,224	12,024	-229,133	-	-
C221	Manufacture of rubber products	11,371	-	-1,432	-	-
C222	Manufacture of plastics products	2,310,610	46,608	346,597	-	-

Table 1 Summary Statistics for Manufacturing Establishments by Region and Industry Group: Philippines, 2018

(Values are in thousand PhP, except number of establishments, employment, and workers on sub-contract agreement.
Details may not add-up to total due to rounding and/or statistical disclosure control.)

Continued

2009 PSIC Code	Region/ Industry Description	Value Added	Gross Addition to Tangible Fixed Assets	Change in Inventories	Subsidies	Sales from E- Commerce Transactions
		(11)	(12)	(13)	(14)	(15)
C231	Manufacture of glass and glass products	18,921	5,069	2,085	-	-
C239	Manufacture of non-metallic mineral products, n.e.c.	2,619,250	1,132,561	13,714	-	-
C241	Manufacture of basic iron and steel	314,429	89,723	40,651	-	-
C242	Manufacture of basic precious and other non-ferrous metals	89,297	-	11,132	-	-
C243	Casting of metals	S	S	S	S	S
C251	Manufacture of structural metal products, tanks, reservoirs and steam generators	412,884	329	144,863	-	-
C252	Manufacture of weapons and ammunition	S	S	S	S	S
C259	Manufacture of other fabricated metal products; metal working service activities	88,573	-	-156,444	-	-
C265	Manufacture of measuring, testing, navigating and control equipment; watches and clocks	S	S	S	S	S
C271	Manufacture of electric motors, generators, transformers and electricity distribution and control apparatus	S	S	S	S	S
C275	Manufacture of domestic appliances	8,148	-	-	-	-
C281	Manufacture of general purpose machinery	9,384	-	-1,248	-	-
C282	Manufacture of special purpose machinery	104,206	-	22,323	-	-
C291	Manufacture of motor vehicles	S	S	S	S	S
C293	Manufacture of parts and accessories for motor vehicles	343	-	36	-	-
C301	Building of ships and boats	S	S	S	S	S
C310	Manufacture of furniture	227,411	28,961	48,607	-	-
C321	Manufacture of jewelry, bijouterie and related articles	41,377	-	8,678	-	-
C329	Other manufacturing, n.e.c.	47,432	3,207	4,025	-	-
C331	Repair of fabricated metal products, machinery and equipment	355,056	294	-2,060	-	-
XII – SOCCSKSARGEN		10,302,417	1,371,769	1,948,096	-	20,710
C101	Processing and preserving of meat	223,432	1,518	3,565	-	-
C102	Processing and preserving of fish, crustaceans and mollusks	1,910,934	452,838	954,842	-	-
C103	Processing and preserving of fruits and vegetables	S	S	S	S	S
C104	Manufacture of vegetable and animal oils and fats	2,014,558	346,508	7,997	-	-
C105	Manufacture of dairy products	5,471	1,650	4	-	-
C106	Manufacture of grain mill products, starches and starch products	454,078	7,623	91,735	-	-

Table 1 Summary Statistics for Manufacturing Establishments by Region and Industry Group: Philippines, 2018

(Values are in thousand PhP, except number of establishments, employment, and workers on sub-contract agreement.
Details may not add-up to total due to rounding and/or statistical disclosure control.)

Continued

2009 PSIC Code	Region/ Industry Description	Value Added	Gross Addition to Tangible Fixed Assets	Change in Inventories	Subsidies	Sales from E- Commerce Transactions
		(11)	(12)	(13)	(14)	(15)
C107	Manufacture of other food products	2,591,391	72,911	-154,367	-	-
C108	Manufacture of prepared animal feeds	142,877	4,198	-15,640	-	-
C110	Manufacture of beverages	462,683	80,562	4,352	-	-
C131	Spinning, weaving and finishing of textiles	2,796	-	195	-	-
C139	Manufacture of other textiles	1,866	-	482	-	-
C141	Manufacture of wearing apparel, except fur apparel	15,772	1,395	815	-	-
C142	Custom tailoring and dressmaking	43,765	18,226	1,912	-	-
C161	Sawmilling and planing of wood	10,651	63	362	-	-
C162	Manufacture of products of wood, cork, straw and plaiting materials	34,013	318	769	-	-
C170	Manufacture of paper and paper products	84,524	26,018	136,276	-	-
C181	Printing and service activities related to printing	194,043	89,583	25,908	-	-
C192	Manufacture of refined petroleum products	S	S	S	S	S
C201	Manufacture of basic chemicals	49,468	1,034	2,038	-	-
C202	Manufacture of other chemical products, n.e.c.	S	S	S	S	S
C221	Manufacture of rubber products	S	S	S	S	S
C222	Manufacture of plastics products	S	S	S	S	S
C231	Manufacture of glass and glass products	S	S	S	S	S
C239	Manufacture of non-metallic mineral products, n.e.c.	35,670	-	5,542	-	-
C241	Manufacture of basic iron and steel	22,990	-	7,824	-	-
C243	Casting of metals	S	S	S	S	S
C251	Manufacture of structural metal products, tanks, reservoirs and steam generators	495,800	-	15,060	-	-
C259	Manufacture of other fabricated metal products; metal working service activities	684,324	82,693	827,721	-	20,710
C301	Building of ships and boats	S	S	S	S	S
C310	Manufacture of furniture	102,322	10,661	18,225	-	-
C323	Manufacture of sports goods	S	S	S	S	S
C331	Repair of fabricated metal products, machinery and equipment	467,374	53,895	18,969	-	-
XIII – Caraga		10,153,627	3,765,461	1,480,398	25,608	265,245
C101	Processing and preserving of meat	38,829	74,578	-464	-	-
C102	Processing and preserving of fish, crustaceans and mollusks	S	S	S	S	S
C103	Processing and preserving of fruits and vegetables	S	S	S	S	S
C104	Manufacture of vegetable and animal oils and fats	653,744	66,118	33,582	-	-

Table 1 Summary Statistics for Manufacturing Establishments by Region and Industry Group: Philippines, 2018

(Values are in thousand PhP, except number of establishments, employment, and workers on sub-contract agreement.
Details may not add-up to total due to rounding and/or statistical disclosure control.)

Continued

2009 PSIC Code	Region/ Industry Description	Value Added	Gross Addition to Tangible Fixed Assets	Change in Inventories	Subsidies	Sales from E- Commerce Transactions
		(11)	(12)	(13)	(14)	(15)
C106	Manufacture of grain mill products, starches and starch products	124,689	182,910	-4,907	20,081	-
C107	Manufacture of other food products	895,983	108,858	166,303	-	265,245
C108	Manufacture of prepared animal feeds	90	-	-	-	-
C110	Manufacture of beverages	36,131	-	365	-	-
C139	Manufacture of other textiles	195	50	32	-	-
C141	Manufacture of wearing apparel, except fur apparel	4,646	3,216	1,689	-	-
C142	Custom tailoring and dressmaking	12,128	1,610	-1,296	-	-
C161	Sawmilling and planing of wood	146,037	75,345	18,560	-	-
C162	Manufacture of products of wood, cork, straw and plaiting materials	513,846	85,707	78,854	-	-
C181	Printing and service activities related to printing	102,858	12,725	2,148	-	-
C201	Manufacture of basic chemicals	S	S	S	S	S
C202	Manufacture of other chemical products, n.e.c.	151,237	18,937	50,302	-	-
C231	Manufacture of glass and glass products	S	S	S	S	S
C239	Manufacture of non-metallic mineral products, n.e.c.	377,183	45,049	-7,884	-	-
C241	Manufacture of basic iron and steel	5,219	-	236	-	-
C242	Manufacture of basic precious and other non-ferrous metals	S	S	S	S	S
C259	Manufacture of other fabricated metal products; metal working service activities	92,848	4,791	2,863	-	-
C275	Manufacture of domestic appliances	225	-	-29	-	-
C301	Building of ships and boats	S	S	S	S	S
C309	Manufacture of transport equipment, n.e.c.	3,055	-	21	-	-
C310	Manufacture of furniture	36,097	12,436	3,028	5,527	-
C321	Manufacture of jewelry, bijouterie and related articles	1,353	-	-230	-	-
C324	Manufacture of games and toys	345	101	76	-	-
C329	Other manufacturing, n.e.c.	16,208	36	615	-	-
C331	Repair of fabricated metal products, machinery and equipment	71,435	7,123	11,512	-	-
	Autonomous Region in Muslim Mindanao	5,332,364	3,719,976	-364,639	-	-
C104	Manufacture of vegetable and animal oils and fats	S	S	S	S	S
C106	Manufacture of grain mill products, starches and starch products	4,926,905	3,457,112	-378,723	-	-
C107	Manufacture of other food products	65,645	60,023	-15,372	-	-
C108	Manufacture of prepared animal feeds	578	58	-14	-	-
C110	Manufacture of beverages	92,424	81,713	1,214	-	-
C142	Custom tailoring and dressmaking	26,741	15,355	-1,072	-	-

Table 1 Summary Statistics for Manufacturing Establishments by Region and Industry Group: Philippines, 2018

(Values are in thousand PhP, except number of establishments, employment, and workers on sub-contract agreement.
Details may not add-up to total due to rounding and/or statistical disclosure control.)

Concluded						
2009 PSIC Code	Region/ Industry Description	Value Added	Gross Addition to Tangible Fixed Assets	Change in Inventories	Subsidies	Sales from E- Commerce Transactions
		(11)	(12)	(13)	(14)	(15)
C181	Printing and service activities related to printing	7,951	4,107	-748	-	-
C221	Manufacture of rubber products	S	S	S	S	S
C239	Manufacture of non-metallic mineral products, n.e.c.	1,034	342	169	-	-
C251	Manufacture of structural metal products, tanks, reservoirs and steam generators	3,242	415	112	-	-
C310	Manufacture of furniture	111,098	87,754	-8,138	-	-

Notes: "—" – zero value

S – suppressed

Source: Philippine Statistics Authority, 2018 Census of Philippine Business and Industry

Table 2 Number of Establishments and Employment by Type and Sex for Manufacturing Establishments by Region and Industry Group: Philippines, 2018

(Details may not add-up to total due to rounding and/or suppression.)

2009 PSIC Code	Region / Industry Description	Number of Establish- ments	Employment as of 15 November 2018					
			Total		Paid		Unpaid	
			Male	Female	Male	Female	Male	Female
		(1)	(2)	(3)	(4)	(5)	(6)	(7)
	Philippines	28,968	699,502	561,010	691,922	555,059	7,580	5,951
C101	Processing and preserving of meat	299	18,677	12,109	18,595	12,052	83	56
C102	Processing and preserving of fish, crustaceans and mollusks	278	9,493	9,052	9,384	8,900	109	151
C103	Processing and preserving of fruits and vegetables	169	6,318	5,048	6,290	4,912	28	137
C104	Manufacture of vegetable and animal oils and fats	140	8,287	3,731	8,258	3,708	29	24
C105	Manufacture of dairy products	99	6,157	3,235	6,134	3,213	24	22
C106	Manufacture of grain mill products, starches and starch products	1,701	14,468	3,699	13,715	3,378	753	322
C107	Manufacture of other food products	9,084	91,011	60,503	89,249	58,671	1,762	1,832
C108	Manufacture of prepared animal feeds	199	10,942	3,646	10,919	3,629	23	17
C110	Manufacture of beverages	3,986	31,940	9,870	30,134	8,909	1,806	961
C120	Manufacture of tobacco products	17	3,895	1,918	3,893	1,918	2	-
C131	Spinning, weaving and finishing of textiles	125	4,347	3,214	4,329	3,124	18	90
C139	Manufacture of other textiles	236	6,155	5,340	6,108	5,284	47	56
C141	Manufacture of wearing apparel, except fur apparel	880	33,143	65,725	33,007	65,433	136	292
C142	Custom tailoring and dressmaking	790	2,645	4,351	2,421	3,975	224	376
C143	Manufacture of knitted and crocheted apparel	40	2,101	5,699	2,100	5,695	1	4
C151	Tanning and dressing of leather; manufacture of luggage and handbags	107	9,718	13,883	9,696	13,868	23	15
C152	Manufacture of footwear	140	4,819	4,070	4,787	4,042	33	28
C161	Sawmilling and 77lanning of wood	59	1,093	324	1,078	317	15	7
C162	Manufacture of products of wood, cork, straw and plaiting materials	333	12,382	3,767	12,247	3,701	134	67
C170	Manufacture of paper and paper products	330	14,820	7,318	14,794	7,301	26	17
C181	Printing and service activities related to printing	2,566	20,746	11,761	20,352	11,298	394	463
C182	Reproduction of recorded media	4	42	42	36	33	6	9
C192	Manufacture of refined petroleum products	15	1,578	416	1,578	415	-	1
C199	Manufacture of other fuel products	3	208	70	206	67	2	3
C201	Manufacture of basic chemicals	190	6,709	2,231	6,682	2,199	26	32
C202	Manufacture of other chemical products, n.e.c.	357	14,402	8,545	14,367	8,516	34	29
C203	Manufacture of man-made fibers	S	S	S	S	S	S	S
C210	Manufacture of pharmaceuticals, medicinal chemical and botanical products	117	7,692	6,420	7,674	6,391	17	30
C221	Manufacture of rubber products	134	8,398	4,486	8,391	4,483	7	3
C222	Manufacture of plastics products	834	35,171	18,609	35,087	18,530	84	79
C231	Manufacture of glass and glass products	104	4,393	1,144	4,385	1,138	8	5
C239	Manufacture of non-metallic mineral products, n.e.c.	846	31,132	7,489	30,938	7,327	193	163

Continued

Table 2 Number of Establishments and Employment by Type and Sex for Manufacturing Establishments by Region and Industry Group: Philippines, 2018*(Details may not add-up to total due to rounding and/or suppression.)**Continued*

2009 PSIC Code	Region / Industry Description	Number of Establishments	Employment as of 15 November 2018					
			Total		Paid		Unpaid	
			Male	Female	Male	Female	Male	Female
		(1)	(2)	(3)	(4)	(5)	(6)	(7)
C241	Manufacture of basic iron and steel	319	15,576	2,129	15,507	2,106	68	23
C242	Manufacture of basic precious and other non-ferrous metals	26	3,100	724	3,100	724	-	-
C243	Casting of metals	59	2,642	874	2,640	869	2	5
C251	Manufacture of structural metal products, tanks, reservoirs and steam generators	469	15,162	3,594	14,995	3,528	167	66
C252	Manufacture of weapons and ammunition	12	427	56	419	51	8	5
C259	Manufacture of other fabricated metal products; metal working service activities	859	26,350	12,109	25,930	11,951	420	158
C261	Manufacture of electronic components	138	51,155	91,185	51,119	91,145	35	40
C262	Manufacture of computers and peripheral equipment and accessories	32	13,626	28,595	13,624	28,595	2	-
C263	Manufacture of communication equipment	13	881	3,020	881	3,020	-	-
C264	Manufacture of consumer electronics	27	2,380	5,962	2,378	5,962	2	-
C265	Manufacture of measuring, testing, navigating and control equipment; watches and clocks	25	1,268	2,559	1,268	2,559	-	-
C267	Manufacture of optical instruments and photographic equipment	24	2,391	5,665	2,391	5,665	-	-
C271	Manufacture of electric motors, generators, transformers and electricity distribution and control apparatus	84	4,675	5,509	4,673	5,497	2	12
C272	Manufacture of batteries and accumulators	6	1,380	170	1,380	170	-	-
C273	Manufacture of wiring and wiring devices	53	2,985	5,705	2,982	5,705	3	-
C274	Manufacture of electric lighting equipment	34	2,951	4,659	2,931	4,658	20	1
C275	Manufacture of domestic appliances	36	2,142	713	2,142	713	-	-
C279	Manufacture of other electrical equipment	35	8,438	9,380	8,438	9,377	-	3
C281	Manufacture of general purpose machinery	102	9,027	7,235	9,021	7,233	6	2
C282	Manufacture of special purpose machinery	162	6,558	7,080	6,535	7,079	24	2
C291	Manufacture of motor vehicles	40	3,907	1,068	3,905	1,068	2	-
C292	Manufacture of bodies (coachwork) for motor vehicles; manufacture of trailers and semi-trailers	24	914	218	901	214	13	4
C293	Manufacture of parts and accessories for motor vehicles	119	33,200	44,138	33,191	44,134	9	4
C301	Building of ships and boats	29	2,950	438	2,920	438	30	-
C302	Manufacture of railway locomotive and rolling stock	S	S	S	S	S	S	S
C303	Manufacture of air and spacecraft and related machinery	8	3,974	1,392	3,974	1,392	-	-

Table 2 Number of Establishments and Employment by Type and Sex for Manufacturing Establishments by Region and Industry Group: Philippines, 2018

(Details may not add-up to total due to rounding and/or suppression.)

Continued

2009 PSIC Code	Region / Industry Description	Number of Establishments	Employment as of 15 November 2018					
			Total		Paid		Unpaid	
			Male	Female	Male	Female	Male	Female
		(1)	(2)	(3)	(4)	(5)	(6)	(7)
C309	Manufacture of transport equipment, n.e.c.	67	6,457	2,975	6,423	2,962	34	13
C310	Manufacture of furniture	852	18,175	6,077	17,810	5,925	365	151
C321	Manufacture of jewelry, bijouterie and related articles	99	1,285	1,357	1,248	1,341	37	16
C322	Manufacture of musical instruments	4	139	23	139	23	-	-
C323	Manufacture of sports goods	17	2,118	2,364	2,118	2,363	-	1
C324	Manufacture of games and toys	28	996	2,460	995	2,425	1	35
C325	Manufacture of medical and dental instruments and supplies	56	5,134	7,127	5,062	7,112	72	14
C329	Other manufacturing, n.e.c.	204	3,824	3,308	3,785	3,242	39	66
C331	Repair of fabricated metal products, machinery and equipment	712	20,197	3,302	20,026	3,260	171	41
C332	Installation of industrial machinery and equipment	6	161	21	161	21	-	-
National Capital Region		4,636	148,578	82,152	147,857	81,522	721	630
C101	Processing and preserving of meat	34	3,555	2,625	3,555	2,625	-	-
C102	Processing and preserving of fish, crustaceans and mollusks	29	1,629	1,846	1,627	1,843	2	3
C103	Processing and preserving of fruits and vegetables	36	1,418	951	1,416	950	2	1
C104	Manufacture of vegetable and animal oils and fats	19	1,506	482	1,506	482	-	-
C105	Manufacture of dairy products	26	1,941	937	1,933	933	8	4
C106	Manufacture of grain mill products, starches and starch products	15	1,399	539	1,399	539	-	-
C107	Manufacture of other food products	1,002	20,884	12,966	20,471	12,618	414	348
C108	Manufacture of prepared animal feeds	14	1,400	615	1,400	615	-	-
C110	Manufacture of beverages	204	5,086	1,551	5,084	1,550	2	1
C120	Manufacture of tobacco products	5	1,526	923	1,526	923	-	-
C131	Spinning, weaving and finishing of textiles	33	1,636	682	1,633	680	3	2
C139	Manufacture of other textiles	93	3,055	2,145	3,049	2,126	6	19
C141	Manufacture of wearing apparel, except fur apparel	325	5,125	12,175	5,073	12,109	52	66
C143	Manufacture of knitted and crocheted apparel	21	507	769	506	766	1	3
C151	Tanning and dressing of leather; manufacture of luggage and handbags	31	442	738	436	735	6	4
C152	Manufacture of footwear	61	1,251	769	1,248	763	3	6
C161	Sawmilling and planing of wood	5	144	26	143	25	1	1
C162	Manufacture of products of wood, cork, straw and plaiting materials	29	782	185	782	185	-	-
C170	Manufacture of paper and paper products	154	6,140	2,587	6,123	2,580	17	7
C181	Printing and service activities related to printing	656	9,836	5,151	9,791	5,120	45	30
C192	Manufacture of refined petroleum products	4	89	64	89	64	-	-
C199	Manufacture of other fuel products	S	S	S	S	S	S	S

Table 2 Number of Establishments and Employment by Type and Sex for Manufacturing Establishments by Region and Industry Group: Philippines, 2018

(Details may not add-up to total due to rounding and/or suppression.)

Continued

2009 PSIC Code	Region / Industry Description	Number of Establishments	Employment as of 15 November 2018					
			Total		Paid		Unpaid	
			Male	Female	Male	Female	Male	Female
		(1)	(2)	(3)	(4)	(5)	(6)	(7)
C201	Manufacture of basic chemicals	43	1,411	468	1,411	468	-	-
C202	Manufacture of other chemical products, n.e.c.	166	6,091	3,966	6,082	3,962	9	4
C203	Manufacture of man-made fibers	S	S	S	S	S	S	S
C210	Manufacture of pharmaceuticals, medicinal chemical and botanical products	29	3,108	2,567	3,108	2,566	-	1
C221	Manufacture of rubber products	53	2,596	543	2,596	543	-	-
C222	Manufacture of plastics products	350	15,715	6,386	15,670	6,347	45	39
C231	Manufacture of glass and glass products	31	1,388	405	1,387	404	1	1
C239	Manufacture of non-metallic mineral products, n.e.c.	65	4,234	624	4,234	600	-	25
C241	Manufacture of basic iron and steel	82	3,396	527	3,396	527	-	-
C242	Manufacture of basic precious and other non-ferrous metals	4	169	50	169	50	-	-
C243	Casting of metals	18	492	77	492	75	-	2
C251	Manufacture of structural metal products, tanks, reservoirs and steam generators	141	5,510	967	5,486	949	24	19
C252	Manufacture of weapons and ammunition	4	129	30	128	30	1	-
C259	Manufacture of other fabricated metal products; metal working service activities	168	7,606	1,921	7,574	1,916	31	5
C261	Manufacture of electronic components	9	3,895	6,294	3,894	6,294	1	-
C262	Manufacture of computers and peripheral equipment and accessories	S	S	S	S	S	S	S
C264	Manufacture of consumer electronics	8	274	169	274	169	-	-
C265	Manufacture of measuring, testing, navigating and control equipment; watches and clocks	8	174	104	174	104	-	-
C267	Manufacture of optical instruments and photographic equipment	S	S	S	S	S	S	S
C271	Manufacture of electric motors, generators, transformers and electricity distribution and control apparatus	17	622	92	622	92	-	-
C272	Manufacture of batteries and accumulators	S	S	S	S	S	S	S
C273	Manufacture of wiring and wiring devices	21	795	253	793	253	2	-
C274	Manufacture of electric lighting equipment	9	241	79	240	78	1	1
C275	Manufacture of domestic appliances	12	959	337	959	337	-	-
C279	Manufacture of other electrical equipment	6	56	66	56	63	-	3
C281	Manufacture of general purpose machinery	34	2,423	697	2,419	695	4	2
C282	Manufacture of special purpose machinery	30	1,223	227	1,223	227	-	-
C291	Manufacture of motor vehicles	9	228	67	226	67	2	-

Table 2 Number of Establishments and Employment by Type and Sex for Manufacturing Establishments by Region and Industry Group: Philippines, 2018*(Details may not add-up to total due to rounding and/or suppression.)**Continued*

2009 PSIC Code	Region / Industry Description	Number of Establish- ments	Employment as of 15 November 2018					
			Total		Paid		Unpaid	
			Male	Female	Male	Female	Male	Female
		(1)	(2)	(3)	(4)	(5)	(6)	(7)
C292	Manufacture of bodies (coachwork) for motor vehicles; manufacture of trailers and semi-trailers	11	329	98	329	97	-	1
C293	Manufacture of parts and accessories for motor vehicles	15	1,076	552	1,073	551	3	1
C301	Building of ships and boats	5	174	11	174	11	-	-
C303	Manufacture of air and spacecraft and related machinery	S	S	S	S	S	S	S
C309	Manufacture of transport equipment, n.e.c.	10	1,117	335	1,111	331	6	4
C310	Manufacture of furniture	154	3,401	1,084	3,391	1,076	10	8
C321	Manufacture of jewelry, bijouterie and related articles	11	114	79	114	79	-	-
C322	Manufacture of musical instruments	S	S	S	S	S	S	S
C323	Manufacture of sports goods	3	819	380	819	380	-	-
C324	Manufacture of games and toys	8	98	202	98	202	-	-
C325	Manufacture of medical and dental instruments and supplies	11	508	326	508	326	-	-
C329	Other manufacturing, n.e.c.	42	1,114	775	1,112	773	1	1
C331	Repair of fabricated metal products, machinery and equipment	161	6,084	1,174	6,072	1,173	13	1
C332	Installation of industrial machinery and equipment	4	117	11	117	11	-	-
	Cordillera Administrative Region	685	5,087	4,350	4,895	3,960	192	390
C101	Processing and preserving of meat	6	35	46	35	46	-	-
C102	Processing and preserving of fish, crustaceans and mollusks	8	56	24	24	8	32	16
C105	Manufacture of dairy products	S	S	S	S	S	S	S
C106	Manufacture of grain mill products, starches and starch products	100	124	100	112	87	12	12
C107	Manufacture of other food products	140	1,162	728	1,160	613	2	116
C110	Manufacture of beverages	190	830	245	787	119	43	127
C131	Spinning, weaving and finishing of textiles	13	24	256	24	245	-	10
C139	Manufacture of other textiles	6	72	143	72	143	-	-
C141	Manufacture of wearing apparel, except fur apparel	S	S	S	S	S	S	S
C142	Custom tailoring and dressmaking	43	68	221	63	183	5	38
C162	Manufacture of products of wood, cork, straw and plaiting materials	6	25	17	16	4	9	13
C181	Printing and service activities related to printing	75	214	140	168	109	46	30
C201	Manufacture of basic chemicals	3	18	12	18	12	-	-
C221	Manufacture of rubber products	5	7	-	5	-	2	-
C222	Manufacture of plastics products	S	S	S	S	S	S	S
C231	Manufacture of glass and glass products	S	S	S	S	S	S	S
C239	Manufacture of non-metallic mineral products, n.e.c.	23	89	25	76	18	13	7
C241	Manufacture of basic iron and steel	5	28	14	28	14	-	-

Table 2 Number of Establishments and Employment by Type and Sex for Manufacturing Establishments by Region and Industry Group: Philippines, 2018*(Details may not add-up to total due to rounding and/or suppression.)**Continued*

2009 PSIC Code	Region / Industry Description	Number of Establishments	Employment as of 15 November 2018					
			Total		Paid		Unpaid	
			Male	Female	Male	Female	Male	Female
		(1)	(2)	(3)	(4)	(5)	(6)	(7)
C251	Manufacture of structural metal products, tanks, reservoirs and steam generators	10	47	29	43	18	5	11
C259	Manufacture of other fabricated metal products; metal working service activities	19	85	18	67	12	19	6
C261	Manufacture of electronic components	S	S	S	S	S	S	S
C303	Manufacture of air and spacecraft and related machinery	S	S	S	S	S	S	S
C310	Manufacture of furniture	17	69	24	68	23	1	1
C321	Manufacture of jewelry, bijouterie and related articles	S	S	S	S	S	S	S
I – Ilocos Region		953	7,483	3,616	7,124	3,243	360	373
C101	Processing and preserving of meat	12	460	461	453	453	7	8
C102	Processing and preserving of fish, crustaceans and mollusks	33	399	241	378	224	21	18
C103	Processing and preserving of fruits and vegetables	3	90	46	90	46	-	-
C105	Manufacture of dairy products	S	S	S	S	S	S	S
C106	Manufacture of grain mill products, starches and starch products	71	537	81	487	63	50	18
C107	Manufacture of other food products	347	2,476	1,553	2,296	1,426	180	127
C108	Manufacture of prepared animal feeds	3	148	25	148	25	-	-
C110	Manufacture of beverages	140	748	193	748	152	-	41
C120	Manufacture of tobacco products	S	S	S	S	S	S	S
C131	Spinning, weaving and finishing of textiles	5	8	60	8	43	-	17
C141	Manufacture of wearing apparel, except fur apparel	5	19	33	18	32	1	1
C142	Custom tailoring and dressmaking	42	88	139	63	50	25	89
C152	Manufacture of footwear	6	14	11	11	8	3	3
C162	Manufacture of products of wood, cork, straw and plaiting materials	13	85	9	69	5	17	4
C170	Manufacture of paper and paper products	9	118	45	118	45	-	-
C181	Printing and service activities related to printing	112	400	207	371	187	29	20
C201	Manufacture of basic chemicals	6	147	19	146	18	1	1
C210	Manufacture of pharmaceuticals, medicinal chemical and botanical products	S	S	S	S	S	S	S
C221	Manufacture of rubber products	5	5	6	5	6	-	-
C231	Manufacture of glass and glass products	4	16	16	16	16	-	-
C239	Manufacture of non-metallic mineral products, n.e.c.	45	919	168	914	163	5	5
C241	Manufacture of basic iron and steel	11	88	19	85	15	3	3
C251	Manufacture of structural metal products, tanks, reservoirs and steam generators	15	159	35	155	32	5	4

Table 2 Number of Establishments and Employment by Type and Sex for Manufacturing Establishments by Region and Industry Group: Philippines, 2018*(Details may not add-up to total due to rounding and/or suppression.)**Continued*

2009 PSIC Code	Region / Industry Description	Number of Establish- ments	Employment as of 15 November 2018					
			Total		Paid		Unpaid	
			Male	Female	Male	Female	Male	Female
		(1)	(2)	(3)	(4)	(5)	(6)	(7)
C259	Manufacture of other fabricated metal products; metal working service activities	16	76	-	67	-	10	-
C273	Manufacture of wiring and wiring devices	S	S	S	S	S	S	S
C282	Manufacture of special purpose machinery	S	S	S	S	S	S	S
C292	Manufacture of bodies (coachwork) for motor vehicles; manufacture of trailers and semi-trailers	3	25	1	25	1	-	-
C293	Manufacture of parts and accessories for motor vehicles	3	3	-	3	-	-	-
C309	Manufacture of transport equipment, n.e.c.	13	72	9	72	3	-	6
C321	Manufacture of jewelry, bijouterie and related articles	S	S	S	S	S	S	S
C324	Manufacture of games and toys	S	S	S	S	S	S	S
C329	Other manufacturing, n.e.c.	7	68	43	63	40	5	4
C331	Repair of fabricated metal products, machinery and equipment	17	180	47	180	42	-	5
II – Cagayan Valley		1,133	6,069	3,078	5,762	2,729	307	349
C101	Processing and preserving of meat	6	164	85	162	84	2	1
C102	Processing and preserving of fish, crustaceans and mollusks	4	14	6	12	4	2	2
C103	Processing and preserving of fruits and vegetables	8	7	31	7	28	-	3
C104	Manufacture of vegetable and animal oils and fats	S	S	S	S	S	S	S
C105	Manufacture of dairy products	4	15	19	15	19	-	-
C106	Manufacture of grain mill products, starches and starch products	175	1,081	295	1,058	278	24	17
C107	Manufacture of other food products	382	1,360	1,326	1,187	1,094	173	231
C108	Manufacture of prepared animal feeds	7	165	51	164	49	1	2
C110	Manufacture of beverages	227	800	179	758	179	41	-
C120	Manufacture of tobacco products	3	786	342	786	342	-	-
C131	Spinning, weaving and finishing of textiles	3	-	10	-	6	-	3
C139	Manufacture of other textiles	4	23	4	23	4	-	-
C142	Custom tailoring and dressmaking	34	89	149	76	123	13	26
C151	Tanning and dressing of leather; manufacture of luggage and handbags	3	6	-	6	-	-	-
C162	Manufacture of products of wood, cork, straw and plaiting materials	8	20	12	16	12	4	-
C181	Printing and service activities related to printing	122	360	298	360	282	-	15
C182	Reproduction of recorded media	3	12	12	6	3	6	9
C199	Manufacture of other fuel products	S	S	S	S	S	S	S
C201	Manufacture of basic chemicals	S	S	S	S	S	S	S
C222	Manufacture of plastics products	6	12	6	12	6	-	-
C239	Manufacture of non-metallic mineral products, n.e.c.	25	187	44	173	33	15	11

Table 2 Number of Establishments and Employment by Type and Sex for Manufacturing Establishments by Region and Industry Group: Philippines, 2018*(Details may not add-up to total due to rounding and/or suppression.)**Continued*

2009 PSIC Code	Region / Industry Description	Number of Establishments	Employment as of 15 November 2018					
			Total		Paid		Unpaid	
			Male	Female	Male	Female	Male	Female
		(1)	(2)	(3)	(4)	(5)	(6)	(7)
C241	Manufacture of basic iron and steel	9	43	5	43	5	-	-
C251	Manufacture of structural metal products, tanks, reservoirs and steam generators	12	50	8	45	8	5	-
C252	Manufacture of weapons and ammunition	S	S	S	S	S	S	S
C259	Manufacture of other fabricated metal products; metal working service activities	32	139	32	126	25	13	6
C279	Manufacture of other electrical equipment	3	-	3	-	3	-	-
C282	Manufacture of special purpose machinery	3	338	46	338	46	-	-
C310	Manufacture of furniture	21	104	22	104	22	-	-
C321	Manufacture of jewelry, bijouterie and related articles	5	9	-	5	-	5	-
C329	Other manufacturing, n.e.c.	S	S	S	S	S	S	S
C331	Repair of fabricated metal products, machinery and equipment	17	124	14	124	14	-	-
III – Central Luzon		3,388	109,429	88,437	107,821	87,715	1608	722
C101	Processing and preserving of meat	74	3,848	2,526	3,838	2,501	10	25
C102	Processing and preserving of fish, crustaceans and mollusks	27	578	293	573	289	5	5
C103	Processing and preserving of fruits and vegetables	31	754	471	751	461	3	10
C104	Manufacture of vegetable and animal oils and fats	4	72	83	64	71	8	12
C105	Manufacture of dairy products	12	1,122	951	1,118	949	4	2
C106	Manufacture of grain mill products, starches and starch products	235	2,065	592	1,924	577	141	15
C107	Manufacture of other food products	1,054	10,108	7,095	9,869	6,924	239	171
C108	Manufacture of prepared animal feeds	54	3,510	1,360	3,504	1,359	6	1
C110	Manufacture of beverages	360	3,365	900	2,455	724	910	176
C120	Manufacture of tobacco products	S	S	S	S	S	S	S
C131	Spinning, weaving and finishing of textiles	20	860	1,153	860	1,153	-	-
C139	Manufacture of other textiles	40	1,479	1,962	1,479	1,946	-	16
C141	Manufacture of wearing apparel, except fur apparel	149	6,152	10,252	6,113	10,207	38	45
C142	Custom tailoring and dressmaking	60	202	275	184	257	18	18
C143	Manufacture of knitted and crocheted apparel	3	279	1,249	279	1,249	-	-
C151	Tanning and dressing of leather; manufacture of luggage and handbags	41	8,471	12,005	8,462	11,996	9	9
C152	Manufacture of footwear	10	1,446	1,443	1,446	1,442	-	1
C161	Sawmilling and planing of wood	S	S	S	S	S	S	S
C162	Manufacture of products of wood, cork, straw and plaiting materials	63	1,047	275	1,039	273	9	2
C170	Manufacture of paper and paper products	35	2,798	1,176	2,796	1,174	2	2

Table 2 Number of Establishments and Employment by Type and Sex for Manufacturing Establishments by Region and Industry Group: Philippines, 2018

(Details may not add-up to total due to rounding and/or suppression.)

Continued

2009 PSIC Code	Region / Industry Description	Number of Establish- ments	Employment as of 15 November 2018					
			Total		Paid		Unpaid	
			Male	Female	Male	Female	Male	Female
		(1)	(2)	(3)	(4)	(5)	(6)	(7)
C181	Printing and service activities related to printing	163	1,150	578	1,111	547	39	30
C192	Manufacture of refined petroleum products	3	1,227	211	1,227	211	-	-
C201	Manufacture of basic chemicals	21	931	187	923	176	7	12
C202	Manufacture of other chemical products, n.e.c.	35	1,119	975	1,116	972	3	3
C210	Manufacture of pharmaceuticals, medicinal chemical and botanical products	22	848	723	848	723	-	-
C221	Manufacture of rubber products	14	2,652	599	2,648	596	5	3
C222	Manufacture of plastics products	115	4,903	3,347	4,897	3,341	5	5
C231	Manufacture of glass and glass products	14	574	143	574	143	-	-
C239	Manufacture of non-metallic mineral products, n.e.c.	134	4,599	768	4,582	748	17	20
C241	Manufacture of basic iron and steel	44	3,257	326	3,257	326	-	-
C242	Manufacture of basic precious and other non-ferrous metals	4	139	20	139	20	-	-
C243	Casting of metals	7	242	36	242	36	-	-
C251	Manufacture of structural metal products, tanks, reservoirs and steam generators	60	1,065	381	1,041	375	25	6
C259	Manufacture of other fabricated metal products; metal working service activities	85	4,451	2,934	4,410	2,877	41	57
C261	Manufacture of electronic components	14	4,443	11,034	4,443	11,034	-	-
C262	Manufacture of computers and peripheral equipment and accessories	5	6,457	5,488	6,457	5,488	-	-
C263	Manufacture of communication equipment	S	S	S	S	S	S	S
C264	Manufacture of consumer electronics	3	83	137	81	137	2	-
C265	Manufacture of measuring, testing, navigating and control equipment; watches and clocks	3	73	126	73	126	-	-
C271	Manufacture of electric motors, generators, transformers and electricity distribution and control apparatus	10	335	188	335	188	-	-
C272	Manufacture of batteries and accumulators	S	S	S	S	S	S	S
C273	Manufacture of wiring and wiring devices	10	361	103	361	103	-	-
C274	Manufacture of electric lighting equipment	7	768	404	767	404	1	-
C275	Manufacture of domestic appliances	4	305	202	305	202	-	-
C279	Manufacture of other electrical equipment	10	304	127	304	127	-	-
C281	Manufacture of general purpose machinery	13	549	308	548	308	1	-
C282	Manufacture of special purpose machinery	15	340	146	330	146	10	-
C291	Manufacture of motor vehicles	4	161	10	161	10	-	-

Table 2 Number of Establishments and Employment by Type and Sex for Manufacturing Establishments by Region and Industry Group: Philippines, 2018*(Details may not add-up to total due to rounding and/or suppression.)**Continued*

2009 PSIC Code	Region / Industry Description	Number of Establishments	Employment as of 15 November 2018					
			Total		Paid		Unpaid	
			Male	Female	Male	Female	Male	Female
		(1)	(2)	(3)	(4)	(5)	(6)	(7)
C292	Manufacture of bodies (coachwork) for motor vehicles; manufacture of trailers and semi-trailers	S	S	S	S	S	S	S
C293	Manufacture of parts and accessories for motor vehicles	9	7,701	8,562	7,701	8,562	-	-
C301	Building of ships and boats	S	S	S	S	S	S	S
C303	Manufacture of air and spacecraft and related machinery	5	388	142	388	142	-	-
C309	Manufacture of transport equipment, n.e.c.	13	136	32	133	29	3	3
C310	Manufacture of furniture	121	2,656	824	2,641	784	15	40
C321	Manufacture of jewelry, bijouterie and related articles	15	143	149	130	139	14	10
C322	Manufacture of musical instruments	S	S	S	S	S	S	S
C323	Manufacture of sports goods	3	415	237	415	237	-	-
C324	Manufacture of games and toys	8	293	1,218	292	1,213	1	5
C325	Manufacture of medical and dental instruments and supplies	9	960	1,885	959	1,885	1	-
C329	Other manufacturing, n.e.c.	42	715	930	706	916	9	14
C331	Repair of fabricated metal products, machinery and equipment	62	3,895	474	3,887	469	8	5
C332	Installation of industrial machinery and equipment	S	S	S	S	S	S	S
IVA – CALABARZON		4,035	241,578	254,580	240,586	253,792	992	788
C101	Processing and preserving of meat	41	4,534	2,883	4,531	2,880	3	3
C102	Processing and preserving of fish, crustaceans and mollusks	12	562	298	557	295	5	3
C103	Processing and preserving of fruits and vegetables	19	648	561	642	554	6	7
C104	Manufacture of vegetable and animal oils and fats	31	1,930	1,087	1,923	1,080	7	7
C105	Manufacture of dairy products	12	2,823	1,165	2,823	1,163	-	2
C106	Manufacture of grain mill products, starches and starch products	90	1,047	347	1,009	334	37	12
C107	Manufacture of other food products	877	16,514	10,546	16,348	10,293	166	253
C108	Manufacture of prepared animal feeds	69	2,304	671	2,302	671	2	-
C110	Manufacture of beverages	291	4,545	1,651	4,415	1,569	129	82
C120	Manufacture of tobacco products	3	573	233	573	233	-	-
C131	Spinning, weaving and finishing of textiles	10	1,468	606	1,467	604	1	2
C139	Manufacture of other textiles	33	560	502	560	498	-	4
C141	Manufacture of wearing apparel, except fur apparel	244	10,611	25,707	10,588	25,597	22	110
C142	Custom tailoring and dressmaking	90	263	635	244	606	19	29
C143	Manufacture of knitted and crocheted apparel	16	1,315	3,681	1,315	3,680	-	1
C151	Tanning and dressing of leather; manufacture of luggage and handbags	24	690	953	682	950	8	3
C152	Manufacture of footwear	34	1,285	1,172	1,271	1,167	15	5
C161	Sawmilling and planing of wood	S	S	S	S	S	S	S

Table 2 Number of Establishments and Employment by Type and Sex for Manufacturing Establishments by Region and Industry Group: Philippines, 2018*(Details may not add-up to total due to rounding and/or suppression.)**Continued*

2009 PSIC Code	Region / Industry Description	Number of Establishments	Employment as of 15 November 2018					
			Total		Paid		Unpaid	
			Male	Female	Male	Female	Male	Female
		(1)	(2)	(3)	(4)	(5)	(6)	(7)
C162	Manufacture of products of wood, cork, straw and plaiting materials	64	5,699	1,705	5,668	1,688	30	17
C170	Manufacture of paper and paper products	76	3,976	2,845	3,969	2,840	7	5
C181	Printing and service activities related to printing	198	2,542	1,675	2,503	1,607	38	68
C182	Reproduction of recorded media	S	S	S	S	S	S	S
C192	Manufacture of refined petroleum products	S	S	S	S	S	S	S
C199	Manufacture of other fuel products	S	S	S	S	S	S	S
C201	Manufacture of basic chemicals	31	2,219	934	2,216	934	4	-
C202	Manufacture of other chemical products, n.e.c.	91	4,745	2,615	4,733	2,603	12	12
C210	Manufacture of pharmaceuticals, medicinal chemical and botanical products	34	3,015	2,372	3,012	2,368	3	3
C221	Manufacture of rubber products	35	1,794	2,104	1,794	2,104	-	-
C222	Manufacture of plastics products	181	9,836	6,778	9,826	6,764	11	14
C231	Manufacture of glass and glass products	18	1,664	279	1,664	279	-	-
C239	Manufacture of non-metallic mineral products, n.e.c.	115	14,908	4,301	14,885	4,290	23	11
C241	Manufacture of basic iron and steel	59	6,323	753	6,307	746	15	7
C242	Manufacture of basic precious and other non-ferrous metals	8	367	129	367	129	-	-
C243	Casting of metals	16	1,110	432	1,108	432	2	-
C251	Manufacture of structural metal products, tanks, reservoirs and steam generators	109	5,348	1,303	5,276	1,290	72	13
C252	Manufacture of weapons and ammunition	S	S	S	S	S	S	S
C259	Manufacture of other fabricated metal products; metal working service activities	245	10,333	4,745	10,187	4,719	146	26
C261	Manufacture of electronic components	103	38,194	57,742	38,160	57,702	34	40
C262	Manufacture of computers and peripheral equipment and accessories	24	6,962	22,947	6,960	22,947	2	-
C263	Manufacture of communication equipment	10	518	979	518	979	-	-
C264	Manufacture of consumer electronics	12	1,679	4,201	1,679	4,201	-	-
C265	Manufacture of measuring, testing, navigating and control equipment; watches and clocks	5	161	437	161	437	-	-
C267	Manufacture of optical instruments and photographic equipment	9	805	3,484	805	3,484	-	-
C271	Manufacture of electric motors, generators, transformers and electricity distribution and control apparatus	46	3,293	4,730	3,291	4,718	2	12
C272	Manufacture of batteries and accumulators	S	S	S	S	S	S	S
C273	Manufacture of wiring and wiring devices	20	1,766	5,056	1,766	5,056	-	-

Table 2 Number of Establishments and Employment by Type and Sex for Manufacturing Establishments by Region and Industry Group: Philippines, 2018

(Details may not add-up to total due to rounding and/or suppression.)

Continued

2009 PSIC Code	Region / Industry Description	Number of Establishments	Employment as of 15 November 2018					
			Total		Paid		Unpaid	
			Male	Female	Male	Female	Male	Female
		(1)	(2)	(3)	(4)	(5)	(6)	(7)
C274	Manufacture of electric lighting equipment	15	1,718	3,665	1,700	3,665	18	-
C275	Manufacture of domestic appliances	12	578	97	578	97	-	-
C279	Manufacture of other electrical equipment	14	7,456	8,898	7,456	8,898	-	-
C281	Manufacture of general purpose machinery	41	5,721	5,798	5,720	5,798	1	-
C282	Manufacture of special purpose machinery	73	4,100	6,537	4,090	6,537	10	-
C291	Manufacture of motor vehicles	13	2,421	644	2,421	644	-	-
C292	Manufacture of bodies (coachwork) for motor vehicles; manufacture of trailers and semi-trailers	10	360	92	348	90	13	3
C293	Manufacture of parts and accessories for motor vehicles	74	20,916	32,116	20,916	32,113	-	3
C301	Building of ships and boats	5	110	15	110	15	-	-
C302	Manufacture of railway locomotive and rolling stock	S	S	S	S	S	S	S
C303	Manufacture of air and spacecraft and related machinery	S	S	S	S	S	S	S
C309	Manufacture of transport equipment, n.e.c.	21	4,200	1,788	4,193	1,788	7	-
C310	Manufacture of furniture	150	2,840	791	2,828	788	12	3
C321	Manufacture of jewelry, bijouterie and related articles	4	125	74	125	73	-	1
C322	Manufacture of musical instruments	S	S	S	S	S	S	S
C323	Manufacture of sports goods	8	765	1,600	765	1,599	-	1
C324	Manufacture of games and toys	6	287	718	287	718	-	-
C325	Manufacture of medical and dental instruments and supplies	21	3,286	3,975	3,214	3,960	71	14
C329	Other manufacturing, n.e.c.	17	596	657	596	657	-	-
C331	Repair of fabricated metal products, machinery and equipment	133	4,321	714	4,291	705	31	9
C332	Installation of industrial machinery and equipment	S	S	S	S	S	S	S
MIMAROPA		1,118	5,390	2,977	5,101	2,584	289	393
C101	Processing and preserving of meat	3	13	10	13	10	-	-
C102	Processing and preserving of fish, crustaceans and mollusks	S	S	S	S	S	S	S
C103	Processing and preserving of fruits and vegetables	S	S	S	S	S	S	S
C104	Manufacture of vegetable and animal oils and fats	7	187	96	184	96	3	-
C105	Manufacture of dairy products	5	11	5	9	5	2	-
C106	Manufacture of grain mill products, starches and starch products	98	794	154	781	136	12	18
C107	Manufacture of other food products	432	1,487	1,502	1,310	1,260	177	242
C110	Manufacture of beverages	289	1,033	372	991	289	41	83
C131	Spinning, weaving and finishing of textiles	3	18	37	17	36	1	1

Table 2 Number of Establishments and Employment by Type and Sex for Manufacturing Establishments by Region and Industry Group: Philippines, 2018

(Details may not add-up to total due to rounding and/or suppression.)

Continued

2009 PSIC Code	Region / Industry Description	Number of Establishments	Employment as of 15 November 2018					
			Total		Paid		Unpaid	
			Male	Female	Male	Female	Male	Female
		(1)	(2)	(3)	(4)	(5)	(6)	(7)
C141	Manufacture of wearing apparel, except fur apparel	8	25	-	25	-	-	-
C142	Custom tailoring and dressmaking	22	68	136	68	136	-	-
C151	Tanning and dressing of leather; manufacture of luggage and handbags	3	3	40	3	40	-	-
C161	Sawmilling and planing of wood	4	34	6	32	6	2	-
C162	Manufacture of products of wood, cork, straw and plaiting materials	13	47	29	38	21	9	8
C181	Printing and service activities related to printing	123	550	340	550	325	-	15
C201	Manufacture of basic chemicals	3	3	3	3	-	-	3
C202	Manufacture of other chemical products, n.e.c.	S	S	S	S	S	S	S
C210	Manufacture of pharmaceuticals, medicinal chemical and botanical products	S	S	S	S	S	S	S
C222	Manufacture of plastics products	6	30	6	30	6	-	-
C239	Manufacture of non-metallic mineral products, n.e.c.	37	219	30	206	17	13	13
C241	Manufacture of basic iron and steel	8	22	3	22	3	-	-
C242	Manufacture of basic precious and other non-ferrous metals	S	S	S	S	S	S	S
C259	Manufacture of other fabricated metal products; metal working service activities	19	129	13	123	13	6	-
C282	Manufacture of special purpose machinery	S	S	S	S	S	S	S
C310	Manufacture of furniture	21	169	8	149	4	21	4
C331	Repair of fabricated metal products, machinery and equipment	5	46	-	46	-	-	-
V – Bicol Region		1,339	8,522	5,021	8,269	4,690	252	331
C101	Processing and preserving of meat	14	440	360	438	360	2	-
C102	Processing and preserving of fish, crustaceans and mollusks	28	204	572	194	555	10	17
C103	Processing and preserving of fruits and vegetables	5	56	69	55	65	1	4
C104	Manufacture of vegetable and animal oils and fats	9	320	177	320	177	-	-
C105	Manufacture of dairy products	6	22	21	22	19	-	2
C106	Manufacture of grain mill products, starches and starch products	67	731	167	731	149	-	18
C107	Manufacture of other food products	542	2,764	1,906	2,740	1,898	23	8
C108	Manufacture of prepared animal feeds	4	427	53	427	53	-	-
C110	Manufacture of beverages	249	845	392	762	227	83	165
C120	Manufacture of tobacco products	S	S	S	S	S	S	S
C131	Spinning, weaving and finishing of textiles	6	12	35	11	34	1	1
C139	Manufacture of other textiles	10	128	37	128	37	-	-
C141	Manufacture of wearing apparel, except fur apparel	19	107	104	107	104	-	-

Table 2 Number of Establishments and Employment by Type and Sex for Manufacturing Establishments by Region and Industry Group: Philippines, 2018

(Details may not add-up to total due to rounding and/or suppression.)

Continued

2009 PSIC Code	Region / Industry Description	Number of Establishments	Employment as of 15 November 2018					
			Total		Paid		Unpaid	
			Male	Female	Male	Female	Male	Female
		(1)	(2)	(3)	(4)	(5)	(6)	(7)
C142	Custom tailoring and dressmaking	55	155	223	128	167	28	57
C151	Tanning and dressing of leather; manufacture of luggage and handbags	3	13	27	13	27	-	-
C152	Manufacture of footwear	4	9	4	9	4	-	-
C162	Manufacture of products of wood, cork, straw and plaiting materials	32	227	142	225	139	2	3
C170	Manufacture of paper and paper products	5	100	38	100	38	-	-
C181	Printing and service activities related to printing	93	459	271	437	256	22	15
C201	Manufacture of basic chemicals	3	14	9	14	9	-	-
C210	Manufacture of pharmaceuticals, medicinal chemical and botanical products	5	5	25	5	25	-	-
C231	Manufacture of glass and glass products	S	S	S	S	S	S	S
C239	Manufacture of non-metallic mineral products, n.e.c.	29	569	73	565	69	4	4
C241	Manufacture of basic iron and steel	12	85	29	59	24	26	5
C242	Manufacture of basic precious and other non-ferrous metals	S	S	S	S	S	S	S
C251	Manufacture of structural metal products, tanks, reservoirs and steam generators	21	56	13	43	9	13	4
C259	Manufacture of other fabricated metal products; metal working service activities	31	68	31	56	25	13	6
C281	Manufacture of general purpose machinery	4	12	12	12	12	-	-
C282	Manufacture of special purpose machinery	3	28	-	26	-	2	-
C293	Manufacture of parts and accessories for motor vehicles	3	17	-	11	-	6	-
C310	Manufacture of furniture	25	88	16	75	5	13	11
C329	Other manufacturing, n.e.c.	19	120	132	120	132	-	-
C331	Repair of fabricated metal products, machinery and equipment	29	178	26	173	14	5	12
VI – Western Visayas		1,425	18,820	7,901	18,236	7,535	584	366
C101	Processing and preserving of meat	19	762	610	751	606	11	4
C102	Processing and preserving of fish, crustaceans and mollusks	31	356	613	340	605	16	8
C103	Processing and preserving of fruits and vegetables	S	S	S	S	S	S	S
C104	Manufacture of vegetable and animal oils and fats	5	90	51	90	51	-	-
C105	Manufacture of dairy products	5	31	16	31	16	-	-
C106	Manufacture of grain mill products, starches and starch products	107	743	144	676	121	66	23
C107	Manufacture of other food products	444	8,796	3,538	8,679	3,419	118	119
C108	Manufacture of prepared animal feeds	3	599	171	599	171	-	-
C110	Manufacture of beverages	282	2,643	761	2,508	667	135	95

Table 2 Number of Establishments and Employment by Type and Sex for Manufacturing Establishments by Region and Industry Group: Philippines, 2018

(Details may not add-up to total due to rounding and/or suppression.)

Continued

2009 PSIC Code	Region / Industry Description	Number of Establishments	Employment as of 15 November 2018					
			Total		Paid		Unpaid	
			Male	Female	Male	Female	Male	Female
		(1)	(2)	(3)	(4)	(5)	(6)	(7)
C131	Spinning, weaving and finishing of textiles	14	41	98	35	96	6	1
C139	Manufacture of other textiles	4	11	-	8	-	4	-
C141	Manufacture of wearing apparel, except fur apparel	17	35	206	29	202	5	4
C142	Custom tailoring and dressmaking	63	134	301	112	287	22	14
C161	Sawmilling and planing of wood	3	33	4	33	4	-	-
C162	Manufacture of products of wood, cork, straw and plaiting materials	14	171	49	156	48	15	1
C181	Printing and service activities related to printing	145	637	452	607	400	30	52
C192	Manufacture of refined petroleum products	S	S	S	S	S	S	S
C201	Manufacture of basic chemicals	9	452	119	451	118	1	1
C202	Manufacture of other chemical products, n.e.c.	S	S	S	S	S	S	S
C210	Manufacture of pharmaceuticals, medicinal chemical and botanical products	7	19	16	19	16	-	-
C221	Manufacture of rubber products	3	3	6	3	6	-	-
C222	Manufacture of plastics products	21	442	196	432	186	10	10
C231	Manufacture of glass and glass products	4	4	4	4	4	-	-
C239	Manufacture of non-metallic mineral products, n.e.c.	99	928	163	890	141	38	22
C241	Manufacture of basic iron and steel	14	86	28	83	28	3	-
C243	Casting of metals	5	110	12	110	12	-	-
C251	Manufacture of structural metal products, tanks, reservoirs and steam generators	17	380	8	380	8	-	-
C259	Manufacture of other fabricated metal products; metal working service activities	33	269	33	192	27	77	6
C265	Manufacture of measuring, testing, navigating and control equipment; watches and clocks	S	S	S	S	S	S	S
C267	Manufacture of optical instruments and photographic equipment	S	S	S	S	S	S	S
C282	Manufacture of special purpose machinery	3	110	15	108	13	2	2
C293	Manufacture of parts and accessories for motor vehicles	3	9	3	9	3	-	-
C310	Manufacture of furniture	12	444	90	419	87	25	3
C321	Manufacture of jewelry, bijouterie and related articles	5	9	5	9	5	-	-
C329	Other manufacturing, n.e.c.	11	140	101	140	101	-	-
C331	Repair of fabricated metal products, machinery and equipment	16	269	38	269	38	-	-
VII – Central Visayas		2,347	70,743	70,471	70,485	70,164	258	307

Table 2 Number of Establishments and Employment by Type and Sex for Manufacturing Establishments by Region and Industry Group: Philippines, 2018

(Details may not add-up to total due to rounding and/or suppression.)

Continued

2009 PSIC Code	Region / Industry Description	Number of Establishments	Employment as of 15 November 2018					
			Total		Paid		Unpaid	
			Male	Female	Male	Female	Male	Female
		(1)	(2)	(3)	(4)	(5)	(6)	(7)
C101	Processing and preserving of meat	27	2,395	1,013	2,395	1,013	-	-
C102	Processing and preserving of fish, crustaceans and mollusks	34	1,333	1,407	1,333	1,403	-	4
C103	Processing and preserving of fruits and vegetables	21	526	581	525	510	2	72
C104	Manufacture of vegetable and animal oils and fats	14	347	237	347	237	-	-
C105	Manufacture of dairy products	6	78	33	76	31	2	2
C106	Manufacture of grain mill products, starches and starch products	71	498	139	473	139	25	-
C107	Manufacture of other food products	758	5,444	4,074	5,405	4,029	39	45
C108	Manufacture of prepared animal feeds	19	1,002	193	1,001	192	1	1
C110	Manufacture of beverages	247	4,135	1,337	4,053	1,296	83	41
C131	Spinning, weaving and finishing of textiles	4	264	235	263	209	1	26
C139	Manufacture of other textiles	13	467	404	467	404	-	-
C141	Manufacture of wearing apparel, except fur apparel	53	10,761	16,695	10,760	16,687	1	7
C142	Custom tailoring and dressmaking	50	48	228	48	217	-	11
C151	Tanning and dressing of leather; manufacture of luggage and handbags	S	S	S	S	S	S	S
C152	Manufacture of footwear	16	679	528	669	517	10	11
C161	Sawmilling and planing of wood	8	268	87	268	87	-	-
C162	Manufacture of products of wood, cork, straw and plaiting materials	15	453	211	452	210	1	1
C170	Manufacture of paper and paper products	19	647	261	647	259	-	2
C181	Printing and service activities related to printing	268	1,598	1,009	1,589	980	9	30
C201	Manufacture of basic chemicals	18	592	186	592	186	-	-
C202	Manufacture of other chemical products, n.e.c.	36	1,283	669	1,283	669	-	-
C210	Manufacture of pharmaceuticals, medicinal chemical and botanical products	4	530	541	530	541	-	-
C221	Manufacture of rubber products	7	616	1,062	616	1,062	-	-
C222	Manufacture of plastics products	71	1,707	887	1,699	881	8	6
C231	Manufacture of glass and glass products	7	598	261	598	261	-	-
C239	Manufacture of non-metallic mineral products, n.e.c.	45	2,255	676	2,253	675	2	1
C241	Manufacture of basic iron and steel	29	1,363	196	1,358	195	5	1
C242	Manufacture of basic precious and other non-ferrous metals	S	S	S	S	S	S	S
C243	Casting of metals	8	558	304	558	301	-	3
C251	Manufacture of structural metal products, tanks, reservoirs and steam generators	10	1,689	653	1,689	653	-	-
C252	Manufacture of weapons and ammunition	S	S	S	S	S	S	S

Table 2 Number of Establishments and Employment by Type and Sex for Manufacturing Establishments by Region and Industry Group: Philippines, 2018

(Details may not add-up to total due to rounding and/or suppression.)

Continued

2009 PSIC Code	Region / Industry Description	Number of Establishments	Employment as of 15 November 2018					
			Total		Paid		Unpaid	
			Male	Female	Male	Female	Male	Female
		(1)	(2)	(3)	(4)	(5)	(6)	(7)
C259	Manufacture of other fabricated metal products; metal working service activities	50	1,764	1,965	1,753	1,948	11	17
C261	Manufacture of electronic components	10	3,945	14,948	3,945	14,948	-	-
C262	Manufacture of computers and peripheral equipment and accessories	S	S	S	S	S	S	S
C263	Manufacture of communication equipment	S	S	S	S	S	S	S
C264	Manufacture of consumer electronics	3	283	1,451	283	1,451	-	-
C265	Manufacture of measuring, testing, navigating and control equipment; watches and clocks	5	813	1,874	813	1,874	-	-
C267	Manufacture of optical instruments and photographic equipment	12	923	1,799	923	1,799	-	-
C271	Manufacture of electric motors, generators, transformers and electricity distribution and control apparatus	7	384	482	384	482	-	-
C273	Manufacture of wiring and wiring devices	S	S	S	S	S	S	S
C274	Manufacture of electric lighting equipment	4	224	511	224	511	-	-
C275	Manufacture of domestic appliances	S	S	S	S	S	S	S
C279	Manufacture of other electrical equipment	S	S	S	S	S	S	S
C281	Manufacture of general purpose machinery	5	184	383	184	383	-	-
C282	Manufacture of special purpose machinery	5	101	32	101	32	-	-
C291	Manufacture of motor vehicles	10	977	340	977	340	-	-
C293	Manufacture of parts and accessories for motor vehicles	8	3,451	2,894	3,451	2,894	-	-
C301	Building of ships and boats	13	2,424	388	2,424	388	-	-
C309	Manufacture of transport equipment, n.e.c.	3	910	804	899	804	11	-
C310	Manufacture of furniture	173	5,977	2,579	5,944	2,557	34	22
C321	Manufacture of jewelry, bijouterie and related articles	37	821	889	817	889	5	-
C322	Manufacture of musical instruments	S	S	S	S	S	S	S
C323	Manufacture of sports goods	S	S	S	S	S	S	S
C324	Manufacture of games and toys	S	S	S	S	S	S	S
C325	Manufacture of medical and dental instruments and supplies	15	380	941	380	941	-	-
C329	Other manufacturing, n.e.c.	24	625	404	625	404	-	-
C331	Repair of fabricated metal products, machinery and equipment	66	2,164	316	2,154	312	10	5
VIII – Eastern Visayas		1,415	8,930	4,449	8,613	4,097	358	311
C101	Processing and preserving of meat	S	S	S	S	S	S	S
C102	Processing and preserving of fish, crustaceans and mollusks	8	111	57	103	25	8	32
C103	Processing and preserving of fruits and vegetables	5	31	24	25	14	5	10

Table 2 Number of Establishments and Employment by Type and Sex for Manufacturing Establishments by Region and Industry Group: Philippines, 2018

(Details may not add-up to total due to rounding and/or suppression.)

Continued

2009 PSIC Code	Region / Industry Description	Number of Establishments	Employment as of 15 November 2018					
			Total		Paid		Unpaid	
			Male	Female	Male	Female	Male	Female
		(1)	(2)	(3)	(4)	(5)	(6)	(7)
C104	Manufacture of vegetable and animal oils and fats	7	340	94	340	94	-	-
C105	Manufacture of dairy products	S	S	S	S	S	S	S
C106	Manufacture of grain mill products, starches and starch products	100	670	192	530	133	141	58
C107	Manufacture of other food products	646	3,561	2,875	3,548	2,874	13	1
C110	Manufacture of beverages	365	1,566	336	1,504	190	104	104
C131	Spinning, weaving and finishing of textiles	4	5	24	3	6	2	18
C139	Manufacture of other textiles	S	S	S	S	S	S	S
C141	Manufacture of wearing apparel, except fur apparel	8	25	33	25	25	-	8
C142	Custom tailoring and dressmaking	34	98	68	82	60	16	8
C162	Manufacture of products of wood, cork, straw and plaiting materials	13	51	17	51	17	-	-
C170	Manufacture of paper and paper products	7	195	43	195	43	-	-
C181	Printing and service activities related to printing	76	181	255	181	255	-	-
C201	Manufacture of basic chemicals	7	109	21	109	21	-	-
C210	Manufacture of pharmaceuticals, medicinal chemical and botanical products	S	S	S	S	S	S	S
C222	Manufacture of plastics products	9	49	11	49	11	-	-
C231	Manufacture of glass and glass products	6	10	13	10	13	-	-
C239	Manufacture of non-metallic mineral products, n.e.c.	38	182	18	164	12	18	7
C241	Manufacture of basic iron and steel	3	14	-	14	-	-	-
C242	Manufacture of basic precious and other non-ferrous metals	S	S	S	S	S	S	S
C243	Casting of metals	S	S	S	S	S	S	S
C251	Manufacture of structural metal products, tanks, reservoirs and steam generators	5	21	11	21	11	-	-
C259	Manufacture of other fabricated metal products; metal working service activities	38	155	-	142	-	13	-
C273	Manufacture of wiring and wiring devices	S	S	S	S	S	S	S
C282	Manufacture of special purpose machinery	S	S	S	S	S	S	S
C310	Manufacture of furniture	4	47	4	43	-	4	4
C321	Manufacture of jewelry, bijouterie and related articles	5	14	5	9	-	5	5
C329	Other manufacturing, n.e.c.	12	110	49	94	28	15	21
C331	Repair of fabricated metal products, machinery and equipment	6	119	19	119	19	-	-
IX – Zamboanga Peninsula		1,278	10,544	5,600	10,111	5,375	433	225
C101	Processing and preserving of meat	12	153	48	153	48	-	-

Table 2 Number of Establishments and Employment by Type and Sex for Manufacturing Establishments by Region and Industry Group: Philippines, 2018

(Details may not add-up to total due to rounding and/or suppression.)

Continued

2009 PSIC Code	Region / Industry Description	Number of Establish- ments	Employment as of 15 November 2018					
			Total		Paid		Unpaid	
			Male	Female	Male	Female	Male	Female
		(1)	(2)	(3)	(4)	(5)	(6)	(7)
C102	Processing and preserving of fish, crustaceans and mollusks	29	2,701	2,254	2,694	2,247	7	7
C104	Manufacture of vegetable and animal oils and fats	6	362	130	353	125	9	5
C105	Manufacture of dairy products	4	4	2	2	2	2	-
C106	Manufacture of grain mill products, starches and starch products	133	821	173	739	98	83	75
C107	Manufacture of other food products	649	2,734	1,804	2,670	1,799	64	6
C108	Manufacture of prepared animal feeds	S	S	S	S	S	S	S
C110	Manufacture of beverages	151	699	140	616	98	83	41
C139	Manufacture of other textiles	S	S	S	S	S	S	S
C142	Custom tailoring and dressmaking	37	118	182	90	174	27	8
C161	Sawmilling and planing of wood	4	16	2	16	2	-	-
C162	Manufacture of products of wood, cork, straw and plaiting materials	S	S	S	S	S	S	S
C181	Printing and service activities related to printing	81	485	148	387	96	98	52
C221	Manufacture of rubber products	5	329	17	329	17	-	-
C222	Manufacture of plastics products	8	68	66	65	61	3	5
C231	Manufacture of glass and glass products	4	15	-	15	-	-	-
C239	Manufacture of non-metallic mineral products, n.e.c.	36	142	45	126	33	17	12
C241	Manufacture of basic iron and steel	5	32	4	32	4	-	-
C251	Manufacture of structural metal products, tanks, reservoirs and steam generators	12	118	24	115	21	4	4
C259	Manufacture of other fabricated metal products; metal working service activities	23	336	100	324	100	13	-
C310	Manufacture of furniture	26	230	63	222	52	8	12
C321	Manufacture of jewelry, bijouterie and related articles	S	S	S	S	S	S	S
C329	Other manufacturing, n.e.c.	4	82	114	82	114	-	-
C331	Repair of fabricated metal products, machinery and equipment	44	401	52	384	52	18	-
X – Northern Mindanao		1,124	14,871	7,031	14,587	6,828	284	203
C101	Processing and preserving of meat	23	692	435	666	422	26	13
C102	Processing and preserving of fish, crustaceans and mollusks	S	S	S	S	S	S	S
C103	Processing and preserving of fruits and vegetables	15	2,291	1,383	2,284	1,360	7	23
C104	Manufacture of vegetable and animal oils and fats	9	494	248	494	248	-	-
C105	Manufacture of dairy products	6	51	43	49	36	2	7
C106	Manufacture of grain mill products, starches and starch products	36	955	181	928	155	27	26
C107	Manufacture of other food products	409	3,567	2,209	3,548	2,195	18	14
C108	Manufacture of prepared animal feeds	7	171	48	168	44	3	3
C110	Manufacture of beverages	182	1,245	341	1,245	341	-	-

Table 2 Number of Establishments and Employment by Type and Sex for Manufacturing Establishments by Region and Industry Group: Philippines, 2018

(Details may not add-up to total due to rounding and/or suppression.)

Continued

2009 PSIC Code	Region / Industry Description	Number of Establishments	Employment as of 15 November 2018					
			Total		Paid		Unpaid	
			Male	Female	Male	Female	Male	Female
		(1)	(2)	(3)	(4)	(5)	(6)	(7)
C131	Spinning, weaving and finishing of textiles	3	3	3	-	-	3	3
C139	Manufacture of other textiles	5	12	5	12	5	-	-
C141	Manufacture of wearing apparel, except fur apparel	10	28	78	28	78	-	-
C142	Custom tailoring and dressmaking	43	222	197	203	172	19	25
C152	Manufacture of footwear	4	89	137	87	134	3	3
C161	Sawmilling and planing of wood	15	269	73	267	70	3	3
C162	Manufacture of products of wood, cork, straw and plaiting materials	14	194	95	191	95	3	-
C170	Manufacture of paper and paper products	6	245	113	245	112	-	1
C181	Printing and service activities related to printing	92	392	331	392	300	-	30
C192	Manufacture of refined petroleum products	3	16	6	16	6	-	-
C201	Manufacture of basic chemicals	11	462	133	459	130	3	3
C202	Manufacture of other chemical products, n.e.c.	4	247	46	247	46	-	-
C210	Manufacture of pharmaceuticals, medicinal chemical and botanical products	S	S	S	S	S	S	S
C221	Manufacture of rubber products	S	S	S	S	S	S	S
C222	Manufacture of plastics products	22	212	79	211	79	1	-
C231	Manufacture of glass and glass products	3	18	6	15	3	3	3
C239	Manufacture of non-metallic mineral products, n.e.c.	38	354	82	349	77	5	5
C241	Manufacture of basic iron and steel	10	355	134	355	134	-	-
C243	Casting of metals	3	18	6	18	6	-	-
C251	Manufacture of structural metal products, tanks, reservoirs and steam generators	26	265	56	265	56	-	-
C259	Manufacture of other fabricated metal products; metal working service activities	17	245	39	239	33	6	6
C264	Manufacture of consumer electronics	S	S	S	S	S	S	S
C271	Manufacture of electric motors, generators, transformers and electricity distribution and control apparatus	S	S	S	S	S	S	S
C281	Manufacture of general purpose machinery	S	S	S	S	S	S	S
C282	Manufacture of special purpose machinery	S	S	S	S	S	S	S
C291	Manufacture of motor vehicles	3	45	3	45	3	-	-
C293	Manufacture of parts and accessories for motor vehicles	3	22	6	22	6	-	-
C310	Manufacture of furniture	39	405	133	323	99	81	34
C321	Manufacture of jewelry, bijouterie and related articles	S	S	S	S	S	S	S
C324	Manufacture of games and toys	S	S	S	S	S	S	S
C329	Other manufacturing, n.e.c.	S	S	S	S	S	S	S

Table 2 Number of Establishments and Employment by Type and Sex for Manufacturing Establishments by Region and Industry Group: Philippines, 2018

(Details may not add-up to total due to rounding and/or suppression.)

Continued

2009 PSIC Code	Region / Industry Description	Number of Establish- ments	Employment as of 15 November 2018					
			Total		Paid		Unpaid	
			Male	Female	Male	Female	Male	Female
		(1)	(2)	(3)	(4)	(5)	(6)	(7)
C331	Repair of fabricated metal products, machinery and equipment	49	666	137	595	136	71	1
	XI – Davao Region	1,478	22,944	10,019	22,709	9,929	235	90
C101	Processing and preserving of meat	13	1,083	730	1,082	728	1	2
C102	Processing and preserving of fish, crustaceans and mollusks	5	47	25	47	25	-	-
C103	Processing and preserving of fruits and vegetables	13	315	444	313	440	2	4
C104	Manufacture of vegetable and animal oils and fats	17	1,752	746	1,750	746	2	-
C105	Manufacture of dairy products	5	26	21	23	19	2	2
C106	Manufacture of grain mill products, starches and starch products	131	1,009	262	983	262	26	-
C107	Manufacture of other food products	430	4,568	3,123	4,568	3,123	-	-
C108	Manufacture of prepared animal feeds	7	1,024	393	1,024	393	-	-
C110	Manufacture of beverages	270	2,907	790	2,766	790	141	-
C120	Manufacture of tobacco products	S	S	S	S	S	S	S
C139	Manufacture of other textiles	19	260	89	260	89	-	-
C141	Manufacture of wearing apparel, except fur apparel	23	82	111	74	103	8	8
C142	Custom tailoring and dressmaking	41	213	266	204	258	8	8
C152	Manufacture of footwear	5	46	8	46	8	-	-
C161	Sawmilling and planing of wood	3	70	23	69	22	1	1
C162	Manufacture of products of wood, cork, straw and plaiting materials	31	1,276	303	1,273	302	4	1
C170	Manufacture of paper and paper products	15	577	195	577	195	-	-
C181	Printing and service activities related to printing	123	869	359	863	324	7	35
C192	Manufacture of refined petroleum products	S	S	S	S	S	S	S
C201	Manufacture of basic chemicals	22	259	99	259	99	-	-
C202	Manufacture of other chemical products, n.e.c.	8	488	134	488	134	-	-
C210	Manufacture of pharmaceuticals, medicinal chemical and botanical products	8	99	67	97	65	2	2
C221	Manufacture of rubber products	4	35	7	35	7	-	-
C222	Manufacture of plastics products	42	2,090	645	2,090	645	-	-
C231	Manufacture of glass and glass products	4	65	14	63	13	2	1
C239	Manufacture of non-metallic mineral products, n.e.c.	46	1,063	391	1,056	382	7	9
C241	Manufacture of basic iron and steel	11	361	69	360	67	1	2
C242	Manufacture of basic precious and other non-ferrous metals	3	116	37	116	37	-	-
C243	Casting of metals	S	S	S	S	S	S	S
C251	Manufacture of structural metal products, tanks, reservoirs and steam generators	15	250	76	249	74	1	2

Table 2 Number of Establishments and Employment by Type and Sex for Manufacturing Establishments by Region and Industry Group: Philippines, 2018

(Details may not add-up to total due to rounding and/or suppression.)

Continued

2009 PSIC Code	Region / Industry Description	Number of Establishments	Employment as of 15 November 2018					
			Total		Paid		Unpaid	
			Male	Female	Male	Female	Male	Female
		(1)	(2)	(3)	(4)	(5)	(6)	(7)
C252	Manufacture of weapons and ammunition	S	S	S	S	S	S	S
C259	Manufacture of other fabricated metal products; metal working service activities	10	85	27	85	27	-	-
C265	Manufacture of measuring, testing, navigating and control equipment; watches and clocks	S	S	S	S	S	S	S
C271	Manufacture of electric motors, generators, transformers and electricity distribution and control apparatus	S	S	S	S	S	S	S
C275	Manufacture of domestic appliances	3	21	15	21	15	-	-
C281	Manufacture of general purpose machinery	4	23	12	23	12	-	-
C282	Manufacture of special purpose machinery	26	202	68	202	68	-	-
C291	Manufacture of motor vehicles	S	S	S	S	S	S	S
C293	Manufacture of parts and accessories for motor vehicles	3	6	6	6	6	-	-
C301	Building of ships and boats	S	S	S	S	S	S	S
C310	Manufacture of furniture	48	618	211	606	205	12	6
C321	Manufacture of jewelry, bijouterie and related articles	5	23	14	23	14	-	-
C329	Other manufacturing, n.e.c.	11	131	48	131	48	-	-
C331	Repair of fabricated metal products, machinery and equipment	44	673	108	668	108	5	-
XII – SOCCSKSARGEN		1,220	9,260	4,956	8,913	4,712	348	245
C101	Processing and preserving of meat	6	312	232	312	232	-	-
C102	Processing and preserving of fish, crustaceans and mollusks	24	1,418	1,320	1,418	1,320	-	-
C103	Processing and preserving of fruits and vegetables	S	S	S	S	S	S	S
C104	Manufacture of vegetable and animal oils and fats	7	461	202	461	202	-	-
C105	Manufacture of dairy products	3	28	7	28	7	-	-
C106	Manufacture of grain mill products, starches and starch products	180	1,070	237	985	222	86	15
C107	Manufacture of other food products	390	1,818	1,331	1,747	1,245	71	86
C108	Manufacture of prepared animal feeds	3	108	41	107	40	1	1
C110	Manufacture of beverages	250	532	305	532	305	-	-
C131	Spinning, weaving and finishing of textiles	6	8	15	8	10	-	5
C139	Manufacture of other textiles	3	38	19	15	19	23	-
C141	Manufacture of wearing apparel, except fur apparel	13	54	71	46	29	8	42
C142	Custom tailoring and dressmaking	51	102	204	85	178	16	26
C161	Sawmilling and planing of wood	7	54	14	49	14	5	-
C162	Manufacture of products of wood, cork, straw and plaiting materials	8	150	90	120	73	30	17
C170	Manufacture of paper and paper products	4	23	16	23	16	-	-

Table 2 Number of Establishments and Employment by Type and Sex for Manufacturing Establishments by Region and Industry Group: Philippines, 2018*(Details may not add-up to total due to rounding and/or suppression.)**Continued*

2009 PSIC Code	Region / Industry Description	Number of Establish- ments	Employment as of 15 November 2018					
			Total		Paid		Unpaid	
			Male	Female	Male	Female	Male	Female
		(1)	(2)	(3)	(4)	(5)	(6)	(7)
C181	Printing and service activities related to printing	107	532	260	517	253	15	7
C192	Manufacture of refined petroleum products	S	S	S	S	S	S	S
C201	Manufacture of basic chemicals	10	42	26	32	14	10	12
C202	Manufacture of other chemical products, n.e.c.	S	S	S	S	S	S	S
C221	Manufacture of rubber products	S	S	S	S	S	S	S
C222	Manufacture of plastics products	S	S	S	S	S	S	S
C231	Manufacture of glass and glass products	S	S	S	S	S	S	S
C239	Manufacture of non-metallic mineral products, n.e.c.	32	232	35	225	28	7	7
C241	Manufacture of basic iron and steel	12	110	23	96	18	14	5
C243	Casting of metals	S	S	S	S	S	S	S
C251	Manufacture of structural metal products, tanks, reservoirs and steam generators	13	165	30	157	25	9	5
C259	Manufacture of other fabricated metal products; metal working service activities	42	415	186	398	170	17	16
C301	Building of ships and boats	S	S	S	S	S	S	S
C310	Manufacture of furniture	10	524	77	521	73	4	4
C323	Manufacture of sports goods	S	S	S	S	S	S	S
C331	Repair of fabricated metal products, machinery and equipment	29	775	126	775	126	-	-
	XIII – Caraga	1,050	9,071	5,598	8,735	5,386	336	212
C101	Processing and preserving of meat	9	148	8	127	8	21	-
C102	Processing and preserving of fish, crustaceans and mollusks	S	S	S	S	S	S	S
C103	Processing and preserving of fruits and vegetables	S	S	S	S	S	S	S
C104	Manufacture of vegetable and animal oils and fats	5	362	89	362	89	-	-
C106	Manufacture of grain mill products, starches and starch products	46	247	69	224	56	24	13
C107	Manufacture of other food products	498	3,463	3,585	3,398	3,518	65	67
C108	Manufacture of prepared animal feeds	4	8	8	-	-	8	8
C110	Manufacture of beverages	167	506	211	496	207	11	5
C139	Manufacture of other textiles	3	29	8	15	1	14	7
C141	Manufacture of wearing apparel, except fur apparel	3	20	10	20	10	-	-
C142	Custom tailoring and dressmaking	22	89	79	87	77	2	2
C161	Sawmilling and planing of wood	7	163	83	159	80	4	3
C162	Manufacture of products of wood, cork, straw and plaiting materials	10	1,525	513	1,523	513	2	-
C181	Printing and service activities related to printing	86	359	273	358	258	1	15
C201	Manufacture of basic chemicals	S	S	S	S	S	S	S
C202	Manufacture of other chemical products, n.e.c.	13	387	124	376	113	11	11

Table 2 Number of Establishments and Employment by Type and Sex for Manufacturing Establishments by Region and Industry Group: Philippines, 2018

(Details may not add-up to total due to rounding and/or suppression.)

Concluded

2009 PSIC Code	Region / Industry Description	Number of Establishments	Employment as of 15 November 2018					
			Total		Paid		Unpaid	
			Male	Female	Male	Female	Male	Female
		(1)	(2)	(3)	(4)	(5)	(6)	(7)
C231	Manufacture of glass and glass products	S	S	S	S	S	S	S
C239	Manufacture of non-metallic mineral products, n.e.c.	35	226	42	214	36	12	7
C241	Manufacture of basic iron and steel	3	14	-	14	-	-	-
C242	Manufacture of basic precious and other non-ferrous metals	S	S	S	S	S	S	S
C259	Manufacture of other fabricated metal products; metal working service activities	32	193	66	187	59	6	6
C275	Manufacture of domestic appliances	3	-	12	-	12	-	-
C301	Building of ships and boats	S	S	S	S	S	S	S
C309	Manufacture of transport equipment, n.e.c.	7	21	7	14	7	7	-
C310	Manufacture of furniture	29	271	55	144	55	126	-
C321	Manufacture of jewelry, bijouterie and related articles	9	14	-	5	-	9	-
C324	Manufacture of games and toys	3	-	30	-	-	-	30
C329	Other manufacturing, n.e.c.	12	73	12	70	9	3	3
C331	Repair of fabricated metal products, machinery and equipment	34	301	56	290	52	11	4
	Autonomous Region in Muslim Mindanao	343	2,140	813	2,120	798	21	15
C104	Manufacture of vegetable and animal oils and fats	S	S	S	S	S	S	S
C106	Manufacture of grain mill products, starches and starch products	46	676	27	676	27	-	-
C107	Manufacture of other food products	83	305	341	305	341	-	-
C108	Manufacture of prepared animal feeds	3	25	12	25	12	-	-
C110	Manufacture of beverages	124	413	207	413	207	-	-
C142	Custom tailoring and dressmaking	22	62	100	62	100	-	-
C181	Printing and service activities related to printing	46	183	15	167	-	15	15
C221	Manufacture of rubber products	S	S	S	S	S	S	S
C239	Manufacture of non-metallic mineral products, n.e.c.	7	26	7	26	7	-	-
C251	Manufacture of structural metal products, tanks, reservoirs and steam generators	5	37	-	32	-	5	-
C310	Manufacture of furniture	5	333	95	333	95	-	-

Notes: "-" – zero value

S – suppressed

Source: Philippine Statistics Authority, 2018 Census of Philippine Business and Industry

Table 2.1 Number of Establishments and Research and Development (R & D) Personnel by Sex for Manufacturing Establishments by Region and Industry Group: Philippines, 2018

(Details may not add-up to total due to rounding and/or statistical disclosure control.)

2009 PSIC Code	Industry Description	Number of Establishments	Research and Development (R&D) Personnel			
			Total		Researchers	
			Male	Female	Male	Female
		(1)	(2)	(3)	(4)	(5)
	Philippines	28,968	9,135	5,895	925	919
C101	Processing and preserving of meat	299	122	124	15	24
C102	Processing and preserving of fish, crustaceans and mollusks	278	53	79	27	46
C103	Processing and preserving of fruits and vegetables	169	121	67	101	39
C104	Manufacture of vegetable and animal oils and fats	140	9	26	-	11
C105	Manufacture of dairy products	99	88	66	17	13
C106	Manufacture of grain mill products, starches and starch products	1,701	146	65	24	33
C107	Manufacture of other food products	9,084	3,248	2,128	55	136
C108	Manufacture of prepared animal feeds	199	574	231	20	42
C110	Manufacture of beverages	3,986	2,216	1,397	49	29
C120	Manufacture of tobacco products	17	6	10	1	3
C131	Spinning, weaving and finishing of textiles	125	-	1	-	1
C139	Manufacture of other textiles	236	19	12	10	2
C141	Manufacture of wearing apparel, except fur apparel	880	76	128	13	32
C142	Custom tailoring and dressmaking	790	-	-	-	-
C143	Manufacture of knitted and crocheted apparel	40	11	12	5	10
C151	Tanning and dressing of leather; manufacture of luggage and handbags	107	5	3	5	2
C152	Manufacture of footwear	140	12	7	8	7
C161	Sawmilling and planing of wood	59	4	1	1	-
C162	Manufacture of products of wood, cork, straw and plaiting materials	333	45	22	29	5
C170	Manufacture of paper and paper products	330	71	66	8	3
C181	Printing and service activities related to printing	2,566	113	69	54	35
C182	Reproduction of recorded media	4	-	-	-	-
C192	Manufacture of refined petroleum products	15	3	2	-	1
C199	Manufacture of other fuel products	3	-	-	-	-
C201	Manufacture of basic chemicals	190	55	45	24	39
C202	Manufacture of other chemical products, n.e.c.	357	150	144	37	58
C203	Manufacture of man-made fibers	S	S	S	S	S
C210	Manufacture of pharmaceuticals, medicinal chemical and botanical products	117	87	156	39	98
C221	Manufacture of rubber products	134	41	2	-	1
C222	Manufacture of plastics products	834	132	99	36	26
C231	Manufacture of glass and glass products	104	2	3	2	3
C239	Manufacture of non-metallic mineral products, n.e.c.	846	136	49	17	29
C241	Manufacture of basic iron and steel	319	62	46	15	11
C242	Manufacture of basic precious and other non-ferrous metals	26	3	7	-	6
C243	Casting of metals	59	-	3	-	-
C251	Manufacture of structural metal products, tanks, reservoirs and steam generators	469	30	25	3	5

Continued

Table 2.1 Number of Establishments and Research and Development (R & D) Personnel by Sex for Manufacturing Establishments by Region and Industry Group: Philippines, 2018*(Details may not add-up to total due to rounding and/or statistical disclosure control.)**Continued*

2009 PSIC Code	Industry Description	Number of Establishments	Research and Development (R&D) Personnel			
			Total		Researchers	
			Male	Female	Male	Female
		(1)	(2)	(3)	(4)	(5)
C252	Manufacture of weapons and ammunition	12	3	-	1	-
C259	Manufacture of other fabricated metal products; metal working service activities	859	126	37	30	18
C261	Manufacture of electronic components	138	549	337	84	50
C262	Manufacture of computers and peripheral equipment and accessories	32	34	18	11	8
C263	Manufacture of communication equipment	13	33	27	29	8
C264	Manufacture of consumer electronics	27	10	4	-	-
C265	Manufacture of measuring, testing, navigating and control equipment; watches and clocks	25	1	-	-	-
C267	Manufacture of optical instruments and photographic equipment	24	64	42	21	14
C271	Manufacture of electric motors, generators, transformers and electricity distribution and control apparatus	84	54	8	2	1
C272	Manufacture of batteries and accumulators	6	2	-	-	-
C273	Manufacture of wiring and wiring devices	53	36	29	7	-
C274	Manufacture of electric lighting equipment	34	15	13	2	-
C275	Manufacture of domestic appliances	36	24	4	7	1
C279	Manufacture of other electrical equipment	35	91	4	-	-
C281	Manufacture of general purpose machinery	102	18	7	7	2
C282	Manufacture of special purpose machinery	162	34	55	10	10
C291	Manufacture of motor vehicles	40	16	10	4	4
C292	Manufacture of bodies (coachwork) for motor vehicles; manufacture of trailers and semi-trailers	24	15	1	3	1
C293	Manufacture of parts and accessories for motor vehicles	119	49	2	12	2
C301	Building of ships and boats	29	-	-	-	-
C302	Manufacture of railway locomotive and rolling stock	S	S	S	S	S
C303	Manufacture of air and spacecraft and related machinery	8	-	-	-	-
C309	Manufacture of transport equipment, n.e.c.	67	19	9	2	2
C310	Manufacture of furniture	852	92	35	12	9
C321	Manufacture of jewelry, bijouterie and related articles	99	35	20	31	16
C322	Manufacture of musical instruments	4	-	-	-	-
C323	Manufacture of sports goods	17	72	47	3	-
C324	Manufacture of games and toys	28	1	4	1	1
C325	Manufacture of medical and dental instruments and supplies	56	60	74	27	20
C329	Other manufacturing, n.e.c.	204	13	10	1	1
C331	Repair of fabricated metal products, machinery and equipment	712	29	1	5	-
C332	Installation of industrial machinery and equipment	6	-	-	-	-
	National Capital Region	4,636	3,595	2,317	217	263
C101	Processing and preserving of meat	34	15	12	4	2

Table 2.1 Number of Establishments and Research and Development (R & D) Personnel by Sex for Manufacturing Establishments by Region and Industry Group: Philippines, 2018*(Details may not add-up to total due to rounding and/or statistical disclosure control.)**Continued*

2009 PSIC Code	Industry Description	Number of Establishments	Research and Development (R&D) Personnel			
			Total		Researchers	
			Male	Female	Male	Female
		(1)	(2)	(3)	(4)	(5)
C102	Processing and preserving of fish, crustaceans and mollusks	29	21	23	20	22
C103	Processing and preserving of fruits and vegetables	36	5	15	1	3
C104	Manufacture of vegetable and animal oils and fats	19	2	-	-	-
C105	Manufacture of dairy products	26	46	42	6	6
C106	Manufacture of grain mill products, starches and starch products	15	18	17	10	12
C107	Manufacture of other food products	1,002	2,818	1,775	15	57
C108	Manufacture of prepared animal feeds	14	-	-	-	-
C110	Manufacture of beverages	204	149	95	6	5
C120	Manufacture of tobacco products	5	2	2	-	-
C131	Spinning, weaving and finishing of textiles	33	-	-	-	-
C139	Manufacture of other textiles	93	9	7	7	2
C141	Manufacture of wearing apparel, except fur apparel	325	-	1	-	-
C142	Custom tailoring and dressmaking	80	-	-	-	-
C143	Manufacture of knitted and crocheted apparel	21	10	12	5	10
C151	Tanning and dressing of leather; manufacture of luggage and handbags	31	-	-	-	-
C152	Manufacture of footwear	61	2	1	-	1
C161	Sawmilling and planing of wood	5	-	-	-	-
C162	Manufacture of products of wood, cork, straw and plaiting materials	29	-	-	-	-
C170	Manufacture of paper and paper products	154	8	4	3	-
C181	Printing and service activities related to printing	656	100	38	54	35
C192	Manufacture of refined petroleum products	4	1	2	-	1
C199	Manufacture of other fuel products	S	S	S	S	S
C201	Manufacture of basic chemicals	43	5	13	1	13
C202	Manufacture of other chemical products, n.e.c.	166	36	47	10	20
C203	Manufacture of man-made fibers	S	S	S	S	S
C210	Manufacture of pharmaceuticals, medicinal chemical and botanical products	29	43	70	25	49
C221	Manufacture of rubber products	53	36	-	-	-
C222	Manufacture of plastics products	350	55	58	15	9
C231	Manufacture of glass and glass products	31	2	3	2	3
C239	Manufacture of non-metallic mineral products, n.e.c.	65	67	7	-	-
C241	Manufacture of basic iron and steel	82	35	14	14	11
C242	Manufacture of basic precious and other non-ferrous metals	4	-	-	-	-
C243	Casting of metals	18	-	-	-	-
C251	Manufacture of structural metal products, tanks, reservoirs and steam generators	141	11	15	-	-
C252	Manufacture of weapons and ammunition	4	-	-	-	-
C259	Manufacture of other fabricated metal products; metal working service activities	168	2	2	-	-
C261	Manufacture of electronic components	9	26	11	7	-

Table 2.1 Number of Establishments and Research and Development (R & D) Personnel by Sex for Manufacturing Establishments by Region and Industry Group: Philippines, 2018*(Details may not add-up to total due to rounding and/or statistical disclosure control.)**Continued*

2009 PSIC Code	Industry Description	Number of Establishments	Research and Development (R&D) Personnel			
			Total		Researchers	
			Male	Female	Male	Female
		(1)	(2)	(3)	(4)	(5)
C262	Manufacture of computers and peripheral equipment and accessories	S	S	S	S	S
C264	Manufacture of consumer electronics	8	-	-	-	-
C265	Manufacture of measuring, testing, navigating and control equipment; watches and clocks	8	-	-	-	-
C267	Manufacture of optical instruments and photographic equipment	S	S	S	S	S
C271	Manufacture of electric motors, generators, transformers and electricity distribution and control apparatus	17	1	-	-	-
C272	Manufacture of batteries and accumulators	S	S	S	S	S
C273	Manufacture of wiring and wiring devices	21	-	-	-	-
C274	Manufacture of electric lighting equipment	9	2	-	2	-
C275	Manufacture of domestic appliances	12	-	-	-	-
C279	Manufacture of other electrical equipment	6	-	-	-	-
C281	Manufacture of general purpose machinery	34	10	-	6	-
C282	Manufacture of special purpose machinery	30	-	-	-	-
C291	Manufacture of motor vehicles	9	-	-	-	-
C292	Manufacture of bodies (coachwork) for motor vehicles; manufacture of trailers and semi-trailers	11	-	-	-	-
C293	Manufacture of parts and accessories for motor vehicles	15	-	-	-	-
C301	Building of ships and boats	5	-	-	-	-
C303	Manufacture of air and spacecraft and related machinery	S	S	S	S	S
C309	Manufacture of transport equipment, n.e.c.	10	-	-	-	-
C310	Manufacture of furniture	154	10	3	-	-
C321	Manufacture of jewelry, bijouterie and related articles	11	-	-	-	-
C322	Manufacture of musical instruments	S	S	S	S	S
C323	Manufacture of sports goods	3	39	23	3	-
C324	Manufacture of games and toys	8	-	-	-	-
C325	Manufacture of medical and dental instruments and supplies	11	-	-	-	-
C329	Other manufacturing, n.e.c.	42	-	2	-	1
C331	Repair of fabricated metal products, machinery and equipment	161	1	1	-	-
C332	Installation of industrial machinery and equipment	4	-	-	-	-
	Cordillera Administrative Region	685	5	18	1	2
C101	Processing and preserving of meat	6	-	-	-	-
C102	Processing and preserving of fish, crustaceans and mollusks	8	-	-	-	-
C103	Processing and preserving of fruits and vegetables	6	-	-	-	-
C105	Manufacture of dairy products	S	S	S	S	S
C106	Manufacture of grain mill products, starches and starch products	100	-	-	-	-
C107	Manufacture of other food products	140	4	1	1	1

Table 2.1 Number of Establishments and Research and Development (R & D) Personnel by Sex for Manufacturing Establishments by Region and Industry Group: Philippines, 2018*(Details may not add-up to total due to rounding and/or statistical disclosure control.)**Continued*

2009 PSIC Code	Industry Description	Number of Establishments	Research and Development (R&D) Personnel			
			Total		Researchers	
			Male	Female	Male	Female
		(1)	(2)	(3)	(4)	(5)
C110	Manufacture of beverages	190	-	-	-	-
C131	Spinning, weaving and finishing of textiles	13	-	1	-	1
C139	Manufacture of other textiles	6	-	-	-	-
C141	Manufacture of wearing apparel, except fur apparel	S	S	S	S	S
C142	Custom tailoring and dressmaking	43	-	-	-	-
C162	Manufacture of products of wood, cork, straw and plaiting materials	6	-	-	-	-
C181	Printing and service activities related to printing	75	-	15	-	-
C201	Manufacture of basic chemicals	3	-	-	-	-
C221	Manufacture of rubber products	5	-	-	-	-
C222	Manufacture of plastics products	S	S	S	S	S
C231	Manufacture of glass and glass products	S	S	S	S	S
C239	Manufacture of non-metallic mineral products, n.e.c.	23	-	-	-	-
C241	Manufacture of basic iron and steel	5	-	-	-	-
C251	Manufacture of structural metal products, tanks, reservoirs and steam generators	10	-	-	-	-
C259	Manufacture of other fabricated metal products; metal working service activities	19	-	-	-	-
C261	Manufacture of electronic components	S	S	S	S	S
C303	Manufacture of air and spacecraft and related machinery	S	S	S	S	S
C310	Manufacture of furniture	17	-	-	-	-
C321	Manufacture of jewelry, bijouterie and related articles	S	S	S	S	S
	I – Ilocos Region	953	89	70	6	2
C101	Processing and preserving of meat	12	-	-	-	-
C102	Processing and preserving of fish, crustaceans and mollusks	33	3	-	-	-
C103	Processing and preserving of fruits and vegetables	3	1	7	-	1
C105	Manufacture of dairy products	S	S	S	S	S
C106	Manufacture of grain mill products, starches and starch products	71	11	-	6	-
C107	Manufacture of other food products	347	73	61	-	-
C108	Manufacture of prepared animal feeds	3	-	-	-	-
C110	Manufacture of beverages	140	-	-	-	-
C120	Manufacture of tobacco products	S	S	S	S	S
C131	Spinning, weaving and finishing of textiles	5	-	-	-	-
C141	Manufacture of wearing apparel, except fur apparel	5	-	-	-	-
C142	Custom tailoring and dressmaking	42	-	-	-	-
C152	Manufacture of footwear	6	-	-	-	-
C162	Manufacture of products of wood, cork, straw and plaiting materials	13	-	-	-	-
C170	Manufacture of paper and paper products	9	-	-	-	-
C181	Printing and service activities related to printing	112	-	-	-	-
C201	Manufacture of basic chemicals	6	-	-	-	-

Table 2.1 Number of Establishments and Research and Development (R & D) Personnel by Sex for Manufacturing Establishments by Region and Industry Group: Philippines, 2018*(Details may not add-up to total due to rounding and/or statistical disclosure control.)**Continued*

2009 PSIC Code	Industry Description	Number of Establishments	Research and Development (R&D) Personnel			
			Total		Researchers	
			Male	Female	Male	Female
		(1)	(2)	(3)	(4)	(5)
C210	Manufacture of pharmaceuticals, medicinal chemical and botanical products	S	S	S	S	S
C221	Manufacture of rubber products	5	-	-	-	-
C231	Manufacture of glass and glass products	4	-	-	-	-
C239	Manufacture of non-metallic mineral products, n.e.c.	45	-	-	-	-
C241	Manufacture of basic iron and steel	11	-	-	-	-
C251	Manufacture of structural metal products, tanks, reservoirs and steam generators	15	-	-	-	-
C259	Manufacture of other fabricated metal products; metal working service activities	16	-	-	-	-
C273	Manufacture of wiring and wiring devices	S	S	S	S	S
C282	Manufacture of special purpose machinery	S	S	S	S	S
C292	Manufacture of bodies (coachwork) for motor vehicles; manufacture of trailers and semi-trailers	3	-	-	-	-
C293	Manufacture of parts and accessories for motor vehicles	3	-	-	-	-
C309	Manufacture of transport equipment, n.e.c.	13	-	-	-	-
C321	Manufacture of jewelry, bijouterie and related articles	S	S	S	S	S
C324	Manufacture of games and toys	S	S	S	S	S
C329	Other manufacturing, n.e.c.	7	-	-	-	-
C331	Repair of fabricated metal products, machinery and equipment	17	-	-	-	-
II – Cagayan Valley		1,133	72	-	1	-
C101	Processing and preserving of meat	6	-	-	-	-
C102	Processing and preserving of fish, crustaceans and mollusks	4	-	-	-	-
C103	Processing and preserving of fruits and vegetables	8	-	-	-	-
C104	Manufacture of vegetable and animal oils and fats	S	S	S	S	S
C105	Manufacture of dairy products	4	-	-	-	-
C106	Manufacture of grain mill products, starches and starch products	175	25	-	-	-
C107	Manufacture of other food products	382	-	-	-	-
C108	Manufacture of prepared animal feeds	7	-	-	-	-
C110	Manufacture of beverages	227	41	-	-	-
C120	Manufacture of tobacco products	3	-	-	-	-
C131	Spinning, weaving and finishing of textiles	3	-	-	-	-
C139	Manufacture of other textiles	4	-	-	-	-
C142	Custom tailoring and dressmaking	34	-	-	-	-
C151	Tanning and dressing of leather; manufacture of luggage and handbags	3	-	-	-	-
C162	Manufacture of products of wood, cork, straw and plaiting materials	8	-	-	-	-
C181	Printing and service activities related to printing	122	-	-	-	-
C182	Reproduction of recorded media	3	-	-	-	-
C199	Manufacture of other fuel products	S	S	S	S	S

Table 2.1 Number of Establishments and Research and Development (R & D) Personnel by Sex for Manufacturing Establishments by Region and Industry Group: Philippines, 2018*(Details may not add-up to total due to rounding and/or statistical disclosure control.)**Continued*

2009 PSIC Code	Industry Description	Number of Establishments	Research and Development (R&D) Personnel			
			Total		Researchers	
			Male	Female	Male	Female
		(1)	(2)	(3)	(4)	(5)
C201	Manufacture of basic chemicals	S	S	S	S	S
C222	Manufacture of plastics products	6	-	-	-	-
C239	Manufacture of non-metallic mineral products, n.e.c.	25	-	-	-	-
C241	Manufacture of basic iron and steel	9	5	-	-	-
C251	Manufacture of structural metal products, tanks, reservoirs and steam generators	12	-	-	-	-
C252	Manufacture of weapons and ammunition	S	S	S	S	S
C259	Manufacture of other fabricated metal products; metal working service activities	32	-	-	-	-
C279	Manufacture of other electrical equipment	3	-	-	-	-
C282	Manufacture of special purpose machinery	3	-	-	-	-
C310	Manufacture of furniture	21	-	-	-	-
C321	Manufacture of jewelry, bijouterie and related articles	5	-	-	-	-
C329	Other manufacturing, n.e.c.	S	S	S	S	S
C331	Repair of fabricated metal products, machinery and equipment	17	-	-	-	-
III – Central Luzon		3,388	2,436	1,690	89	100
C101	Processing and preserving of meat	74	20	35	4	6
C102	Processing and preserving of fish, crustaceans and mollusks	27	-	-	-	-
C103	Processing and preserving of fruits and vegetables	31	-	-	-	-
C104	Manufacture of vegetable and animal oils and fats	4	-	-	-	-
C105	Manufacture of dairy products	12	2	1	-	-
C106	Manufacture of grain mill products, starches and starch products	235	14	1	-	-
C107	Manufacture of other food products	1,054	53	31	2	-
C108	Manufacture of prepared animal feeds	54	105	25	10	25
C110	Manufacture of beverages	360	1,854	1,233	-	-
C120	Manufacture of tobacco products	S	S	S	S	S
C131	Spinning, weaving and finishing of textiles	20	-	-	-	-
C139	Manufacture of other textiles	40	-	-	-	-
C141	Manufacture of wearing apparel, except fur apparel	149	18	38	6	21
C142	Custom tailoring and dressmaking	60	-	-	-	-
C143	Manufacture of knitted and crocheted apparel	3	-	-	-	-
C151	Tanning and dressing of leather; manufacture of luggage and handbags	41	2	2	2	2
C152	Manufacture of footwear	10	7	5	5	5
C161	Sawmilling and planing of wood	S	S	S	S	S
C162	Manufacture of products of wood, cork, straw and plaiting materials	63	11	11	-	-
C170	Manufacture of paper and paper products	35	17	35	-	-
C181	Printing and service activities related to printing	163	6	1	-	-
C192	Manufacture of refined petroleum products	3	1	-	-	-
C201	Manufacture of basic chemicals	21	9	4	1	1

Table 2.1 Number of Establishments and Research and Development (R & D) Personnel by Sex for Manufacturing Establishments by Region and Industry Group: Philippines, 2018*(Details may not add-up to total due to rounding and/or statistical disclosure control.)**Continued*

2009 PSIC Code	Industry Description	Number of Establishments	Research and Development (R&D) Personnel			
			Total		Researchers	
			Male	Female	Male	Female
		(1)	(2)	(3)	(4)	(5)
C202	Manufacture of other chemical products, n.e.c.	35	4	2	3	1
C210	Manufacture of pharmaceuticals, medicinal chemical and botanical products	22	-	-	-	-
C221	Manufacture of rubber products	14	1	1	-	1
C222	Manufacture of plastics products	115	8	2	1	1
C231	Manufacture of glass and glass products	14	-	-	-	-
C239	Manufacture of non-metallic mineral products, n.e.c.	134	10	5	6	4
C241	Manufacture of basic iron and steel	44	-	-	-	-
C242	Manufacture of basic precious and other non-ferrous metals	4	-	-	-	-
C243	Casting of metals	7	-	-	-	-
C251	Manufacture of structural metal products, tanks, reservoirs and steam generators	60	1	-	-	-
C259	Manufacture of other fabricated metal products; metal working service activities	85	27	8	12	8
C261	Manufacture of electronic components	14	213	203	27	12
C262	Manufacture of computers and peripheral equipment and accessories	5	22	15	2	5
C263	Manufacture of communication equipment	S	S	S	S	S
C264	Manufacture of consumer electronics	3	-	-	-	-
C265	Manufacture of measuring, testing, navigating and control equipment; watches and clocks	3	-	-	-	-
C271	Manufacture of electric motors, generators, transformers and electricity distribution and control apparatus	10	-	-	-	-
C272	Manufacture of batteries and accumulators	S	S	S	S	S
C273	Manufacture of wiring and wiring devices	10	-	-	-	-
C274	Manufacture of electric lighting equipment	7	13	13	-	-
C275	Manufacture of domestic appliances	4	-	-	-	-
C279	Manufacture of other electrical equipment	10	-	-	-	-
C281	Manufacture of general purpose machinery	13	2	1	-	-
C282	Manufacture of special purpose machinery	15	-	-	-	-
C291	Manufacture of motor vehicles	4	-	-	-	-
C292	Manufacture of bodies (coachwork) for motor vehicles; manufacture of trailers and semi-trailers	S	S	S	S	S
C293	Manufacture of parts and accessories for motor vehicles	9	-	-	-	-
C301	Building of ships and boats	S	S	S	S	S
C303	Manufacture of air and spacecraft and related machinery	5	-	-	-	-
C309	Manufacture of transport equipment, n.e.c.	13	-	-	-	-
C310	Manufacture of furniture	121	2	8	2	6
C321	Manufacture of jewelry, bijouterie and related articles	15	-	-	-	-
C322	Manufacture of musical instruments	S	S	S	S	S
C323	Manufacture of sports goods	3	-	-	-	-
C324	Manufacture of games and toys	8	1	4	1	1
C325	Manufacture of medical and dental instruments and supplies	9	-	-	-	-

Table 2.1 Number of Establishments and Research and Development (R & D) Personnel by Sex for Manufacturing Establishments by Region and Industry Group: Philippines, 2018*(Details may not add-up to total due to rounding and/or statistical disclosure control.)**Continued*

2009 PSIC Code	Industry Description	Number of Establishments	Research and Development (R&D) Personnel			
			Total		Researchers	
			Male	Female	Male	Female
		(1)	(2)	(3)	(4)	(5)
C329	Other manufacturing, n.e.c.	42	-	-	-	-
C331	Repair of fabricated metal products, machinery and equipment	62	10	-	5	-
C332	Installation of industrial machinery and equipment	S	S	S	S	S
	IVA – CALABARZON	4,035	1,393	903	374	345
C101	Processing and preserving of meat	41	24	20	3	7
C102	Processing and preserving of fish, crustaceans and mollusks	12	4	16	3	7
C103	Processing and preserving of fruits and vegetables	19	103	13	92	5
C104	Manufacture of vegetable and animal oils and fats	31	4	23	-	10
C105	Manufacture of dairy products	12	20	13	11	7
C106	Manufacture of grain mill products, starches and starch products	90	7	21	1	19
C107	Manufacture of other food products	877	72	123	23	61
C108	Manufacture of prepared animal feeds	69	3	6	1	2
C110	Manufacture of beverages	291	2	4	2	3
C120	Manufacture of tobacco products	3	-	-	-	-
C131	Spinning, weaving and finishing of textiles	10	-	-	-	-
C139	Manufacture of other textiles	33	-	-	-	-
C141	Manufacture of wearing apparel, except fur apparel	244	39	65	1	3
C142	Custom tailoring and dressmaking	90	-	-	-	-
C143	Manufacture of knitted and crocheted apparel	16	1	-	-	-
C151	Tanning and dressing of leather; manufacture of luggage and handbags	24	-	-	-	-
C152	Manufacture of footwear	34	-	-	-	-
C161	Sawmilling and planing of wood	S	S	S	S	S
C162	Manufacture of products of wood, cork, straw and plaiting materials	64	31	7	27	3
C170	Manufacture of paper and paper products	76	42	26	1	2
C181	Printing and service activities related to printing	198	7	-	-	-
C182	Reproduction of recorded media	S	S	S	S	S
C192	Manufacture of refined petroleum products	S	S	S	S	S
C199	Manufacture of other fuel products	S	S	S	S	S
C201	Manufacture of basic chemicals	31	31	20	17	18
C202	Manufacture of other chemical products, n.e.c.	91	93	83	17	33
C210	Manufacture of pharmaceuticals, medicinal chemical and botanical products	34	31	80	14	47
C221	Manufacture of rubber products	35	4	1	-	-
C222	Manufacture of plastics products	181	55	21	13	10
C231	Manufacture of glass and glass products	18	-	-	-	-
C239	Manufacture of non-metallic mineral products, n.e.c.	115	19	9	4	9
C241	Manufacture of basic iron and steel	59	2	3	-	-

Table 2.1 Number of Establishments and Research and Development (R & D) Personnel by Sex for Manufacturing Establishments by Region and Industry Group: Philippines, 2018*(Details may not add-up to total due to rounding and/or statistical disclosure control.)**Continued*

2009 PSIC Code	Industry Description	Number of Establishments	Research and Development (R&D) Personnel			
			Total		Researchers	
			Male	Female	Male	Female
		(1)	(2)	(3)	(4)	(5)
C242	Manufacture of basic precious and other non-ferrous metals	8	2	7	-	6
C243	Casting of metals	16	-	3	-	-
C251	Manufacture of structural metal products, tanks, reservoirs and steam generators	109	2	6	1	4
C252	Manufacture of weapons and ammunition	S	S	S	S	S
C259	Manufacture of other fabricated metal products; metal working service activities	245	87	21	13	7
C261	Manufacture of electronic components	103	297	109	50	38
C262	Manufacture of computers and peripheral equipment and accessories	24	-	-	-	-
C263	Manufacture of communication equipment	10	-	-	-	-
C264	Manufacture of consumer electronics	12	5	-	-	-
C265	Manufacture of measuring, testing, navigating and control equipment; watches and clocks	5	1	-	-	-
C267	Manufacture of optical instruments and photographic equipment	9	30	-	12	-
C271	Manufacture of electric motors, generators, transformers and electricity distribution and control apparatus	46	21	8	2	1
C272	Manufacture of batteries and accumulators	S	S	S	S	S
C273	Manufacture of wiring and wiring devices	20	36	29	7	-
C274	Manufacture of electric lighting equipment	15	-	-	-	-
C275	Manufacture of domestic appliances	12	7	1	5	1
C279	Manufacture of other electrical equipment	14	91	4	-	-
C281	Manufacture of general purpose machinery	41	6	6	1	2
C282	Manufacture of special purpose machinery	73	31	55	7	10
C291	Manufacture of motor vehicles	13	13	7	3	1
C292	Manufacture of bodies (coachwork) for motor vehicles; manufacture of trailers and semi-trailers	10	15	1	3	1
C293	Manufacture of parts and accessories for motor vehicles	74	48	2	12	2
C301	Building of ships and boats	5	-	-	-	-
C302	Manufacture of railway locomotive and rolling stock	S	S	S	S	S
C303	Manufacture of air and spacecraft and related machinery	S	S	S	S	S
C309	Manufacture of transport equipment, n.e.c.	21	14	4	1	1
C310	Manufacture of furniture	150	2	9	2	2
C321	Manufacture of jewelry, bijouterie and related articles	4	2	3	-	2
C322	Manufacture of musical instruments	S	S	S	S	S
C323	Manufacture of sports goods	8	33	24	-	-
C324	Manufacture of games and toys	6	-	-	-	-
C325	Manufacture of medical and dental instruments and supplies	21	34	43	24	20
C329	Other manufacturing, n.e.c.	17	5	5	1	-
C331	Repair of fabricated metal products, machinery and equipment	133	17	-	-	-
C332	Installation of industrial machinery and equipment	S	S	S	S	S

Table 2.1 Number of Establishments and Research and Development (R & D) Personnel by Sex for Manufacturing Establishments by Region and Industry Group: Philippines, 2018*(Details may not add-up to total due to rounding and/or statistical disclosure control.)**Continued*

2009 PSIC Code	Industry Description	Number of Establishments	Research and Development (R&D) Personnel			
			Total		Researchers	
			Male	Female	Male	Female
		(1)	(2)	(3)	(4)	(5)
	MIMAROPA	1,118	-	-	-	-
C101	Processing and preserving of meat	3	-	-	-	-
C102	Processing and preserving of fish, crustaceans and mollusks	S	S	S	S	S
C103	Processing and preserving of fruits and vegetables	S	S	S	S	S
C104	Manufacture of vegetable and animal oils and fats	7	-	-	-	-
C105	Manufacture of dairy products	5	-	-	-	-
C106	Manufacture of grain mill products, starches and starch products	98	-	-	-	-
C107	Manufacture of other food products	432	-	-	-	-
C110	Manufacture of beverages	289	-	-	-	-
C131	Spinning, weaving and finishing of textiles	3	-	-	-	-
C141	Manufacture of wearing apparel, except fur apparel	8	-	-	-	-
C142	Custom tailoring and dressmaking	22	-	-	-	-
C151	Tanning and dressing of leather; manufacture of luggage and handbags	3	-	-	-	-
C161	Sawmilling and planing of wood	4	-	-	-	-
C162	Manufacture of products of wood, cork, straw and plaiting materials	13	-	-	-	-
C181	Printing and service activities related to printing	123	-	-	-	-
C201	Manufacture of basic chemicals	3	-	-	-	-
C202	Manufacture of other chemical products, n.e.c.	S	S	S	S	S
C210	Manufacture of pharmaceuticals, medicinal chemical and botanical products	S	S	S	S	S
C222	Manufacture of plastics products	6	-	-	-	-
C239	Manufacture of non-metallic mineral products, n.e.c.	37	-	-	-	-
C241	Manufacture of basic iron and steel	8	-	-	-	-
C242	Manufacture of basic precious and other non-ferrous metals	S	S	S	S	S
C259	Manufacture of other fabricated metal products; metal working service activities	19	-	-	-	-
C282	Manufacture of special purpose machinery	S	S	S	S	S
C310	Manufacture of furniture	21	-	-	-	-
C331	Repair of fabricated metal products, machinery and equipment	5	-	-	-	-
	V – Bicol Region	1,339	99	79	51	39
C101	Processing and preserving of meat	14	5	2	-	-
C102	Processing and preserving of fish, crustaceans and mollusks	28	-	-	-	-
C103	Processing and preserving of fruits and vegetables	5	-	-	-	-
C104	Manufacture of vegetable and animal oils and fats	9	-	-	-	-
C105	Manufacture of dairy products	6	-	-	-	-

Table 2.1 Number of Establishments and Research and Development (R & D) Personnel by Sex for Manufacturing Establishments by Region and Industry Group: Philippines, 2018*(Details may not add-up to total due to rounding and/or statistical disclosure control.)**Continued*

2009 PSIC Code	Industry Description	Number of Establishments	Research and Development (R&D) Personnel			
			Total		Researchers	
			Male	Female	Male	Female
		(1)	(2)	(3)	(4)	(5)
C106	Manufacture of grain mill products, starches and starch products	67	13	-	-	-
C107	Manufacture of other food products	542	5	5	2	-
C108	Manufacture of prepared animal feeds	4	3	-	-	-
C110	Manufacture of beverages	249	41	21	41	21
C120	Manufacture of tobacco products	S	S	S	S	S
C131	Spinning, weaving and finishing of textiles	6	-	-	-	-
C139	Manufacture of other textiles	10	3	1	-	-
C141	Manufacture of wearing apparel, except fur apparel	19	-	4	-	-
C142	Custom tailoring and dressmaking	55	-	-	-	-
C151	Tanning and dressing of leather; manufacture of luggage and handbags	3	-	-	-	-
C152	Manufacture of footwear	4	-	-	-	-
C162	Manufacture of products of wood, cork, straw and plaiting materials	32	1	2	1	1
C170	Manufacture of paper and paper products	5	-	-	-	-
C181	Printing and service activities related to printing	93	-	15	-	-
C201	Manufacture of basic chemicals	3	3	-	-	-
C210	Manufacture of pharmaceuticals, medicinal chemical and botanical products	5	-	-	-	-
C231	Manufacture of glass and glass products	S	S	S	S	S
C239	Manufacture of non-metallic mineral products, n.e.c.	29	20	25	5	15
C241	Manufacture of basic iron and steel	12	-	-	-	-
C242	Manufacture of basic precious and other non-ferrous metals	S	S	S	S	S
C251	Manufacture of structural metal products, tanks, reservoirs and steam generators	21	4	2	2	1
C259	Manufacture of other fabricated metal products; metal working service activities	31	-	-	-	-
C281	Manufacture of general purpose machinery	4	-	-	-	-
C282	Manufacture of special purpose machinery	3	-	-	-	-
C293	Manufacture of parts and accessories for motor vehicles	3	-	-	-	-
C310	Manufacture of furniture	25	-	-	-	-
C329	Other manufacturing, n.e.c.	19	-	-	-	-
C331	Repair of fabricated metal products, machinery and equipment	29	-	-	-	-
	VI – Western Visayas	1,425	90	54	20	12
C101	Processing and preserving of meat	19	2	2	-	1
C102	Processing and preserving of fish, crustaceans and mollusks	31	2	1	-	-
C103	Processing and preserving of fruits and vegetables	S	S	S	S	S
C104	Manufacture of vegetable and animal oils and fats	5	-	-	-	-
C105	Manufacture of dairy products	5	7	-	-	-
C106	Manufacture of grain mill products, starches and starch products	107	11	-	6	-

Table 2.1 Number of Establishments and Research and Development (R & D) Personnel by Sex for Manufacturing Establishments by Region and Industry Group: Philippines, 2018*(Details may not add-up to total due to rounding and/or statistical disclosure control.)**Continued*

2009 PSIC Code	Industry Description	Number of Establishments	Research and Development (R&D) Personnel			
			Total		Researchers	
			Male	Female	Male	Female
		(1)	(2)	(3)	(4)	(5)
C107	Manufacture of other food products	444	38	40	8	8
C108	Manufacture of prepared animal feeds	3	18	4	-	-
C110	Manufacture of beverages	282	3	3	-	-
C131	Spinning, weaving and finishing of textiles	14	-	-	-	-
C139	Manufacture of other textiles	4	-	-	-	-
C141	Manufacture of wearing apparel, except fur apparel	17	-	-	-	-
C142	Custom tailoring and dressmaking	63	-	-	-	-
C161	Sawmilling and planing of wood	3	-	-	-	-
C162	Manufacture of products of wood, cork, straw and plaiting materials	14	-	-	-	-
C181	Printing and service activities related to printing	145	-	-	-	-
C192	Manufacture of refined petroleum products	S	S	S	S	S
C201	Manufacture of basic chemicals	9	-	-	-	-
C202	Manufacture of other chemical products, n.e.c.	S	S	S	S	S
C210	Manufacture of pharmaceuticals, medicinal chemical and botanical products	7	-	-	-	-
C221	Manufacture of rubber products	3	-	-	-	-
C222	Manufacture of plastics products	21	-	1	-	1
C231	Manufacture of glass and glass products	4	-	-	-	-
C239	Manufacture of non-metallic mineral products, n.e.c.	99	-	-	-	-
C241	Manufacture of basic iron and steel	14	-	-	-	-
C243	Casting of metals	5	-	-	-	-
C251	Manufacture of structural metal products, tanks, reservoirs and steam generators	17	-	-	-	-
C259	Manufacture of other fabricated metal products; metal working service activities	33	6	3	3	2
C265	Manufacture of measuring, testing, navigating and control equipment; watches and clocks	S	S	S	S	S
C267	Manufacture of optical instruments and photographic equipment	S	S	S	S	S
C282	Manufacture of special purpose machinery	3	3	-	3	-
C293	Manufacture of parts and accessories for motor vehicles	3	-	-	-	-
C310	Manufacture of furniture	12	-	-	-	-
C321	Manufacture of jewelry, bijouterie and related articles	5	-	-	-	-
C329	Other manufacturing, n.e.c.	11	-	-	-	-
C331	Repair of fabricated metal products, machinery and equipment	16	-	-	-	-
	VII – Central Visayas	2,347	851	428	137	87
C101	Processing and preserving of meat	27	48	52	5	8
C102	Processing and preserving of fish, crustaceans and mollusks	34	14	22	3	4
C103	Processing and preserving of fruits and vegetables	21	6	7	3	7
C104	Manufacture of vegetable and animal oils and fats	14	-	1	-	1

Table 2.1 Number of Establishments and Research and Development (R & D) Personnel by Sex for Manufacturing Establishments by Region and Industry Group: Philippines, 2018*(Details may not add-up to total due to rounding and/or statistical disclosure control.)**Continued*

2009 PSIC Code	Industry Description	Number of Establishments	Research and Development (R&D) Personnel			
			Total		Researchers	
			Male	Female	Male	Female
		(1)	(2)	(3)	(4)	(5)
C105	Manufacture of dairy products	6	-	-	-	-
C106	Manufacture of grain mill products, starches and starch products	71	-	-	-	-
C107	Manufacture of other food products	758	35	9	2	2
C108	Manufacture of prepared animal feeds	19	354	96	4	5
C110	Manufacture of beverages	247	-	-	-	-
C131	Spinning, weaving and finishing of textiles	4	-	-	-	-
C139	Manufacture of other textiles	13	1	4	-	-
C141	Manufacture of wearing apparel, except fur apparel	53	19	19	6	8
C142	Custom tailoring and dressmaking	50	-	-	-	-
C151	Tanning and dressing of leather; manufacture of luggage and handbags	S	S	S	S	S
C152	Manufacture of footwear	16	3	1	3	1
C161	Sawmilling and planing of wood	8	-	-	-	-
C162	Manufacture of products of wood, cork, straw and plaiting materials	15	1	1	-	-
C170	Manufacture of paper and paper products	19	-	-	-	-
C181	Printing and service activities related to printing	268	-	-	-	-
C201	Manufacture of basic chemicals	18	-	-	-	-
C202	Manufacture of other chemical products, n.e.c.	36	12	8	7	4
C210	Manufacture of pharmaceuticals, medicinal chemical and botanical products	4	13	-	-	-
C221	Manufacture of rubber products	7	-	-	-	-
C222	Manufacture of plastics products	71	14	10	6	5
C231	Manufacture of glass and glass products	7	-	-	-	-
C239	Manufacture of non-metallic mineral products, n.e.c.	45	14	3	2	1
C241	Manufacture of basic iron and steel	29	16	29	1	-
C242	Manufacture of basic precious and other non-ferrous metals	S	S	S	S	S
C243	Casting of metals	8	-	-	-	-
C251	Manufacture of structural metal products, tanks, reservoirs and steam generators	10	-	-	-	-
C252	Manufacture of weapons and ammunition	S	S	S	S	S
C259	Manufacture of other fabricated metal products; metal working service activities	50	3	2	1	-
C261	Manufacture of electronic components	10	12	13	-	-
C262	Manufacture of computers and peripheral equipment and accessories	S	S	S	S	S
C263	Manufacture of communication equipment	S	S	S	S	S
C264	Manufacture of consumer electronics	3	5	4	-	-
C265	Manufacture of measuring, testing, navigating and control equipment; watches and clocks	5	-	-	-	-
C267	Manufacture of optical instruments and photographic equipment	12	34	42	9	14
C271	Manufacture of electric motors, generators, transformers and electricity distribution and control apparatus	7	32	-	-	-
C273	Manufacture of wiring and wiring devices	S	S	S	S	S

Table 2.1 Number of Establishments and Research and Development (R & D) Personnel by Sex for Manufacturing Establishments by Region and Industry Group: Philippines, 2018*(Details may not add-up to total due to rounding and/or statistical disclosure control.)**Continued*

2009 PSIC Code	Industry Description	Number of Establishments	Research and Development (R&D) Personnel			
			Total		Researchers	
			Male	Female	Male	Female
		(1)	(2)	(3)	(4)	(5)
C274	Manufacture of electric lighting equipment	4	-	-	-	-
C275	Manufacture of domestic appliances	S	S	S	S	S
C279	Manufacture of other electrical equipment	S	S	S	S	S
C281	Manufacture of general purpose machinery	5	-	-	-	-
C282	Manufacture of special purpose machinery	5	-	-	-	-
C291	Manufacture of motor vehicles	10	-	-	-	-
C293	Manufacture of parts and accessories for motor vehicles	8	1	-	-	-
C301	Building of ships and boats	13	-	-	-	-
C309	Manufacture of transport equipment, n.e.c.	3	5	5	1	1
C310	Manufacture of furniture	173	78	15	8	1
C321	Manufacture of jewelry, bijouterie and related articles	37	33	17	31	14
C322	Manufacture of musical instruments	S	S	S	S	S
C323	Manufacture of sports goods	S	S	S	S	S
C324	Manufacture of games and toys	S	S	S	S	S
C325	Manufacture of medical and dental instruments and supplies	15	26	31	3	-
C329	Other manufacturing, n.e.c.	24	8	3	-	-
C331	Repair of fabricated metal products, machinery and equipment	66	-	-	-	-
	VIII – Eastern Visayas	1,415	2	4	-	-
C101	Processing and preserving of meat	S	S	S	S	S
C102	Processing and preserving of fish, crustaceans and mollusks	8	-	-	-	-
C103	Processing and preserving of fruits and vegetables	5	-	-	-	-
C104	Manufacture of vegetable and animal oils and fats	7	-	-	-	-
C105	Manufacture of dairy products	S	S	S	S	S
C106	Manufacture of grain mill products, starches and starch products	100	-	-	-	-
C107	Manufacture of other food products	646	2	2	-	-
C110	Manufacture of beverages	365	-	-	-	-
C131	Spinning, weaving and finishing of textiles	4	-	-	-	-
C139	Manufacture of other textiles	S	S	S	S	S
C141	Manufacture of wearing apparel, except fur apparel	8	-	-	-	-
C142	Custom tailoring and dressmaking	34	-	-	-	-
C162	Manufacture of products of wood, cork, straw and plaiting materials	13	-	-	-	-
C170	Manufacture of paper and paper products	7	-	-	-	-
C181	Printing and service activities related to printing	76	-	-	-	-
C201	Manufacture of basic chemicals	7	-	-	-	-
C210	Manufacture of pharmaceuticals, medicinal chemical and botanical products	S	S	S	S	S
C222	Manufacture of plastics products	9	-	-	-	-
C231	Manufacture of glass and glass products	6	-	-	-	-
C239	Manufacture of non-metallic mineral products, n.e.c.	38	-	-	-	-

Table 2.1 Number of Establishments and Research and Development (R & D) Personnel by Sex for Manufacturing Establishments by Region and Industry Group: Philippines, 2018*(Details may not add-up to total due to rounding and/or statistical disclosure control.)**Continued*

2009 PSIC Code	Industry Description	Number of Establishments	Research and Development (R&D) Personnel			
			Total		Researchers	
			Male	Female	Male	Female
		(1)	(2)	(3)	(4)	(5)
C241	Manufacture of basic iron and steel	3	-	-	-	-
C242	Manufacture of basic precious and other non-ferrous metals	S	S	S	S	S
C243	Casting of metals	S	S	S	S	S
C251	Manufacture of structural metal products, tanks, reservoirs and steam generators	5	-	-	-	-
C259	Manufacture of other fabricated metal products; metal working service activities	38	-	-	-	-
C273	Manufacture of wiring and wiring devices	S	S	S	S	S
C282	Manufacture of special purpose machinery	S	S	S	S	S
C310	Manufacture of furniture	4	-	-	-	-
C321	Manufacture of jewelry, bijouterie and related articles	5	-	-	-	-
C329	Other manufacturing, n.e.c.	12	-	-	-	-
C331	Repair of fabricated metal products, machinery and equipment	6	-	-	-	-
	IX – Zamboanga Peninsula	1,278	3	5	-	4
C101	Processing and preserving of meat	12	-	-	-	-
C102	Processing and preserving of fish, crustaceans and mollusks	29	3	5	-	4
C104	Manufacture of vegetable and animal oils and fats	6	-	-	-	-
C105	Manufacture of dairy products	4	-	-	-	-
C106	Manufacture of grain mill products, starches and starch products	133	-	-	-	-
C107	Manufacture of other food products	649	-	-	-	-
C108	Manufacture of prepared animal feeds	S	S	S	S	S
C110	Manufacture of beverages	151	-	-	-	-
C139	Manufacture of other textiles	S	S	S	S	S
C142	Custom tailoring and dressmaking	37	-	-	-	-
C161	Sawmilling and planing of wood	4	-	-	-	-
C162	Manufacture of products of wood, cork, straw and plaiting materials	S	S	S	S	S
C181	Printing and service activities related to printing	81	-	-	-	-
C221	Manufacture of rubber products	5	-	-	-	-
C222	Manufacture of plastics products	8	-	-	-	-
C231	Manufacture of glass and glass products	4	-	-	-	-
C239	Manufacture of non-metallic mineral products, n.e.c.	36	-	-	-	-
C241	Manufacture of basic iron and steel	5	-	-	-	-
C251	Manufacture of structural metal products, tanks, reservoirs and steam generators	12	-	-	-	-
C259	Manufacture of other fabricated metal products; metal working service activities	23	-	-	-	-
C310	Manufacture of furniture	26	-	-	-	-
C321	Manufacture of jewelry, bijouterie and related articles	S	S	S	S	S
C329	Other manufacturing, n.e.c.	4	-	-	-	-
C331	Repair of fabricated metal products, machinery and equipment	44	-	-	-	-

Table 2.1 Number of Establishments and Research and Development (R & D) Personnel by Sex for Manufacturing Establishments by Region and Industry Group: Philippines, 2018*(Details may not add-up to total due to rounding and/or statistical disclosure control.)**Continued*

2009 PSIC Code	Industry Description	Number of Establishments	Research and Development (R&D) Personnel			
			Total		Researchers	
			Male	Female	Male	Female
		(1)	(2)	(3)	(4)	(5)
	X – Northern Mindanao	1,124	227	175	12	34
C101	Processing and preserving of meat	23	7	1	-	-
C102	Processing and preserving of fish, crustaceans and mollusks	S	S	S	S	S
C103	Processing and preserving of fruits and vegetables	15	6	21	5	21
C104	Manufacture of vegetable and animal oils and fats	9	1	-	-	-
C105	Manufacture of dairy products	6	11	10	-	-
C106	Manufacture of grain mill products, starches and starch products	36	19	13	2	2
C107	Manufacture of other food products	409	130	71	-	1
C108	Manufacture of prepared animal feeds	7	-	-	-	-
C110	Manufacture of beverages	182	41	41	-	-
C131	Spinning, weaving and finishing of textiles	3	-	-	-	-
C139	Manufacture of other textiles	5	-	-	-	-
C141	Manufacture of wearing apparel, except fur apparel	10	-	-	-	-
C142	Custom tailoring and dressmaking	43	-	-	-	-
C152	Manufacture of footwear	4	-	-	-	-
C161	Sawmilling and planing of wood	15	-	-	-	-
C162	Manufacture of products of wood, cork, straw and plaiting materials	14	-	-	-	-
C170	Manufacture of paper and paper products	6	-	1	-	1
C181	Printing and service activities related to printing	92	-	-	-	-
C192	Manufacture of refined petroleum products	3	1	-	-	-
C201	Manufacture of basic chemicals	11	6	8	4	7
C202	Manufacture of other chemical products, n.e.c.	4	-	-	-	-
C210	Manufacture of pharmaceuticals, medicinal chemical and botanical products	S	S	S	S	S
C221	Manufacture of rubber products	S	S	S	S	S
C222	Manufacture of plastics products	22	-	6	-	-
C231	Manufacture of glass and glass products	3	-	-	-	-
C239	Manufacture of non-metallic mineral products, n.e.c.	38	-	-	-	-
C241	Manufacture of basic iron and steel	10	4	-	-	-
C243	Casting of metals	3	-	-	-	-
C251	Manufacture of structural metal products, tanks, reservoirs and steam generators	26	-	-	-	-
C259	Manufacture of other fabricated metal products; metal working service activities	17	1	1	1	1
C264	Manufacture of consumer electronics	S	S	S	S	S
C271	Manufacture of electric motors, generators, transformers and electricity distribution and control apparatus	S	S	S	S	S
C281	Manufacture of general purpose machinery	S	S	S	S	S
C282	Manufacture of special purpose machinery	S	S	S	S	S
C291	Manufacture of motor vehicles	3	-	-	-	-
C293	Manufacture of parts and accessories for motor vehicles	3	-	-	-	-

Table 2.1 Number of Establishments and Research and Development (R & D) Personnel by Sex for Manufacturing Establishments by Region and Industry Group: Philippines, 2018*(Details may not add-up to total due to rounding and/or statistical disclosure control.)**Continued*

2009 PSIC Code	Industry Description	Number of Establishments	Research and Development (R&D) Personnel			
			Total		Researchers	
			Male	Female	Male	Female
		(1)	(2)	(3)	(4)	(5)
C310	Manufacture of furniture	39	-	-	-	-
C321	Manufacture of jewelry, bijouterie and related articles	S	S	S	S	S
C324	Manufacture of games and toys	S	S	S	S	S
C329	Other manufacturing, n.e.c.	S	S	S	S	S
C331	Repair of fabricated metal products, machinery and equipment	49	-	-	-	-
XI – Davao Region		1,478	164	118	15	19
C101	Processing and preserving of meat	13	-	-	-	-
C102	Processing and preserving of fish, crustaceans and mollusks	5	-	-	-	-
C103	Processing and preserving of fruits and vegetables	13	-	4	-	2
C104	Manufacture of vegetable and animal oils and fats	17	2	2	-	-
C105	Manufacture of dairy products	5	1	-	-	-
C106	Manufacture of grain mill products, starches and starch products	131	-	-	-	-
C107	Manufacture of other food products	430	7	8	1	4
C108	Manufacture of prepared animal feeds	7	88	99	5	10
C110	Manufacture of beverages	270	43	1	-	-
C120	Manufacture of tobacco products	S	S	S	S	S
C139	Manufacture of other textiles	19	6	-	3	-
C141	Manufacture of wearing apparel, except fur apparel	23	-	-	-	-
C142	Custom tailoring and dressmaking	41	-	-	-	-
C152	Manufacture of footwear	5	-	-	-	-
C161	Sawmilling and planing of wood	3	2	-	1	-
C162	Manufacture of products of wood, cork, straw and plaiting materials	31	-	-	-	-
C170	Manufacture of paper and paper products	15	4	-	4	-
C181	Printing and service activities related to printing	123	-	-	-	-
C192	Manufacture of refined petroleum products	S	S	S	S	S
C201	Manufacture of basic chemicals	22	-	-	-	-
C202	Manufacture of other chemical products, n.e.c.	8	2	1	-	-
C210	Manufacture of pharmaceuticals, medicinal chemical and botanical products	8	-	-	-	-
C221	Manufacture of rubber products	4	-	-	-	-
C222	Manufacture of plastics products	42	-	-	-	-
C231	Manufacture of glass and glass products	4	-	-	-	-
C239	Manufacture of non-metallic mineral products, n.e.c.	46	-	-	-	-
C241	Manufacture of basic iron and steel	11	-	-	-	-
C242	Manufacture of basic precious and other non-ferrous metals	3	1	-	-	-
C243	Casting of metals	S	S	S	S	S
C251	Manufacture of structural metal products, tanks, reservoirs and steam generators	15	6	-	-	-
C252	Manufacture of weapons and ammunition	S	S	S	S	S

Table 2.1 Number of Establishments and Research and Development (R & D) Personnel by Sex for Manufacturing Establishments by Region and Industry Group: Philippines, 2018

(Details may not add-up to total due to rounding and/or statistical disclosure control.)

Continued

2009 PSIC Code	Industry Description	Number of Establishments	Research and Development (R&D) Personnel			
			Total		Researchers	
			Male	Female	Male	Female
		(1)	(2)	(3)	(4)	(5)
C259	Manufacture of other fabricated metal products; metal working service activities	10	-	-	-	-
C265	Manufacture of measuring, testing, navigating and control equipment; watches and clocks	S	S	S	S	S
C271	Manufacture of electric motors, generators, transformers and electricity distribution and control apparatus	S	S	S	S	S
C275	Manufacture of domestic appliances	3	-	-	-	-
C281	Manufacture of general purpose machinery	4	-	-	-	-
C282	Manufacture of special purpose machinery	26	-	-	-	-
C291	Manufacture of motor vehicles	S	S	S	S	S
C293	Manufacture of parts and accessories for motor vehicles	3	-	-	-	-
C301	Building of ships and boats	S	S	S	S	S
C310	Manufacture of furniture	48	-	-	-	-
C321	Manufacture of jewelry, bijouterie and related articles	5	-	-	-	-
C329	Other manufacturing, n.e.c.	11	-	-	-	-
C331	Repair of fabricated metal products, machinery and equipment	44	-	-	-	-
	XII – SOCCSKSARGEN	1,220	45	29	1	12
C101	Processing and preserving of meat	6	-	-	-	-
C102	Processing and preserving of fish, crustaceans and mollusks	24	7	12	1	9
C103	Processing and preserving of fruits and vegetables	S	S	S	S	S
C104	Manufacture of vegetable and animal oils and fats	7	-	-	-	-
C105	Manufacture of dairy products	3	-	-	-	-
C106	Manufacture of grain mill products, starches and starch products	180	25	12	-	-
C107	Manufacture of other food products	390	7	3	-	3
C108	Manufacture of prepared animal feeds	3	-	-	-	-
C110	Manufacture of beverages	250	-	-	-	-
C131	Spinning, weaving and finishing of textiles	6	-	-	-	-
C139	Manufacture of other textiles	3	-	-	-	-
C141	Manufacture of wearing apparel, except fur apparel	13	-	-	-	-
C142	Custom tailoring and dressmaking	51	-	-	-	-
C161	Sawmilling and planing of wood	7	-	-	-	-
C162	Manufacture of products of wood, cork, straw and plaiting materials	8	-	-	-	-
C170	Manufacture of paper and paper products	4	-	-	-	-
C181	Printing and service activities related to printing	107	-	-	-	-
C192	Manufacture of refined petroleum products	S	S	S	S	S
C201	Manufacture of basic chemicals	10	-	-	-	-
C202	Manufacture of other chemical products, n.e.c.	S	S	S	S	S
C221	Manufacture of rubber products	S	S	S	S	S

Table 2.1 Number of Establishments and Research and Development (R & D) Personnel by Sex for Manufacturing Establishments by Region and Industry Group: Philippines, 2018*(Details may not add-up to total due to rounding and/or statistical disclosure control.)**Continued*

2009 PSIC Code	Industry Description	Number of Establishments	Research and Development (R&D) Personnel			
			Total		Researchers	
			Male	Female	Male	Female
		(1)	(2)	(3)	(4)	(5)
C222	Manufacture of plastics products	S	S	S	S	S
C231	Manufacture of glass and glass products	S	S	S	S	S
C239	Manufacture of non-metallic mineral products, n.e.c.	32	-	-	-	-
C241	Manufacture of basic iron and steel	12	-	-	-	-
C243	Casting of metals	S	S	S	S	S
C251	Manufacture of structural metal products, tanks, reservoirs and steam generators	13	6	2	-	-
C259	Manufacture of other fabricated metal products; metal working service activities	42	-	-	-	-
C301	Building of ships and boats	S	S	S	S	S
C310	Manufacture of furniture	10	-	-	-	-
C323	Manufacture of sports goods	S	S	S	S	S
C331	Repair of fabricated metal products, machinery and equipment	29	-	-	-	-
	XIII – Caraga	1,050	6	5	1	1
C101	Processing and preserving of meat	9	-	-	-	-
C102	Processing and preserving of fish, crustaceans and mollusks	S	S	S	S	S
C103	Processing and preserving of fruits and vegetables	S	S	S	S	S
C104	Manufacture of vegetable and animal oils and fats	5	-	-	-	-
C106	Manufacture of grain mill products, starches and starch products	46	-	-	-	-
C107	Manufacture of other food products	498	-	-	-	-
C108	Manufacture of prepared animal feeds	4	-	-	-	-
C110	Manufacture of beverages	167	-	-	-	-
C139	Manufacture of other textiles	3	-	-	-	-
C141	Manufacture of wearing apparel, except fur apparel	3	-	-	-	-
C142	Custom tailoring and dressmaking	22	-	-	-	-
C161	Sawmilling and planing of wood	7	2	1	-	-
C162	Manufacture of products of wood, cork, straw and plaiting materials	10	1	1	1	1
C181	Printing and service activities related to printing	86	-	-	-	-
C201	Manufacture of basic chemicals	S	S	S	S	S
C202	Manufacture of other chemical products, n.e.c.	13	3	3	-	-
C231	Manufacture of glass and glass products	S	S	S	S	S
C239	Manufacture of non-metallic mineral products, n.e.c.	35	-	-	-	-
C241	Manufacture of basic iron and steel	3	-	-	-	-
C242	Manufacture of basic precious and other non-ferrous metals	S	S	S	S	S
C259	Manufacture of other fabricated metal products; metal working service activities	32	-	-	-	-
C275	Manufacture of domestic appliances	3	-	-	-	-
C301	Building of ships and boats	S	S	S	S	S
C309	Manufacture of transport equipment, n.e.c.	7	-	-	-	-

Table 2.1 Number of Establishments and Research and Development (R & D) Personnel by Sex for Manufacturing Establishments by Region and Industry Group: Philippines, 2018*(Details may not add-up to total due to rounding and/or statistical disclosure control.)**Continued*

2009 PSIC Code	Industry Description	Number of Establishments	Research and Development (R&D) Personnel			
			Total		Researchers	
			Male	Female	Male	Female
		(1)	(2)	(3)	(4)	(5)
C310	Manufacture of furniture	29	-	-	-	-
C321	Manufacture of jewelry, bijouterie and related articles	9	-	-	-	-
C324	Manufacture of games and toys	3	-	-	-	-
C329	Other manufacturing, n.e.c.	12	-	-	-	-
C331	Repair of fabricated metal products, machinery and equipment	34	-	-	-	-
	Autonomous Region in Muslim Mindanao	343	58	-	2	-
C104	Manufacture of vegetable and animal oils and fats	S	S	S	S	S
C106	Manufacture of grain mill products, starches and starch products	46	2	-	-	-
C107	Manufacture of other food products	83	5	-	2	-
C108	Manufacture of prepared animal feeds	3	3	-	-	-
C110	Manufacture of beverages	124	41	-	-	-
C142	Custom tailoring and dressmaking	22	-	-	-	-
C181	Printing and service activities related to printing	46	-	-	-	-
C221	Manufacture of rubber products	S	S	S	S	S
C239	Manufacture of non-metallic mineral products, n.e.c.	7	7	-	-	-
C251	Manufacture of structural metal products, tanks, reservoirs and steam generators	5	-	-	-	-
C310	Manufacture of furniture	5	-	-	-	-

Table 2.1 Number of Establishments and Research and Development (R & D) Personnel by Sex for Manufacturing Establishments by Region and Industry Group: Philippines, 2018

(Details may not add-up to total due to rounding and/or statistical disclosure control.)

Continued

2009 PSIC Code	Industry Description	Research and Development (R&D) Personnel			
		Technicians		Other R&D Personnel	
		Male	Female	Male	Female
		(6)	(7)	(8)	(9)
	Philippines	1,356	223	6,853	4,753
C101	Processing and preserving of meat	38	16	68	84
C102	Processing and preserving of fish, crustaceans and mollusks	15	15	11	18
C103	Processing and preserving of fruits and vegetables	4	11	16	17
C104	Manufacture of vegetable and animal oils and fats	-	4	9	11
C105	Manufacture of dairy products	11	6	59	47
C106	Manufacture of grain mill products, starches and starch products	26	1	96	31
C107	Manufacture of other food products	88	9	3,105	1,983
C108	Manufacture of prepared animal feeds	137	8	418	181
C110	Manufacture of beverages	50	-	2,117	1,369
C120	Manufacture of tobacco products	-	4	5	3
C131	Spinning, weaving and finishing of textiles	-	-	-	-
C139	Manufacture of other textiles	5	-	4	9
C141	Manufacture of wearing apparel, except fur apparel	34	29	30	67
C142	Custom tailoring and dressmaking	-	-	-	-
C143	Manufacture of knitted and crocheted apparel	5	-	1	2
C151	Tanning and dressing of leather; manufacture of luggage and handbags	-	-	-	1
C152	Manufacture of footwear	4	-	-	-
C161	Sawmilling and planing of wood	1	-	2	1
C162	Manufacture of products of wood, cork, straw and plaiting materials	5	-	11	17
C170	Manufacture of paper and paper products	15	2	48	60
C181	Printing and service activities related to printing	21	-	38	34
C182	Reproduction of recorded media	-	-	-	-
C192	Manufacture of refined petroleum products	3	1	-	-
C199	Manufacture of other fuel products	-	-	-	-
C201	Manufacture of basic chemicals	29	1	2	5
C202	Manufacture of other chemical products, n.e.c.	84	12	28	74
C203	Manufacture of man-made fibers	S	S	S	S
C210	Manufacture of pharmaceuticals, medicinal chemical and botanical products	41	27	7	30
C221	Manufacture of rubber products	2	-	38	1
C222	Manufacture of plastics products	80	10	17	63
C231	Manufacture of glass and glass products	-	-	-	-
C239	Manufacture of non-metallic mineral products, n.e.c.	81	5	38	15
C241	Manufacture of basic iron and steel	30	1	17	34
C242	Manufacture of basic precious and other non-ferrous metals	2	-	1	1
C243	Casting of metals	-	-	-	3
C251	Manufacture of structural metal products, tanks, reservoirs and steam generators	11	1	16	19
C252	Manufacture of weapons and ammunition	1	-	1	-

Table 2.1 Number of Establishments and Research and Development (R & D) Personnel by Sex for Manufacturing Establishments by Region and Industry Group: Philippines, 2018*(Details may not add-up to total due to rounding and/or statistical disclosure control.)**Continued*

2009 PSIC Code	Industry Description	Research and Development (R&D) Personnel			
		Technicians		Other R&D Personnel	
		Male	Female	Male	Female
		(6)	(7)	(8)	(9)
C259	Manufacture of other fabricated metal products; metal working service activities	53	-	43	19
C261	Manufacture of electronic components	132	15	332	273
C262	Manufacture of computers and peripheral equipment and accessories	23	10	-	-
C263	Manufacture of communication equipment	4	2	-	17
C264	Manufacture of consumer electronics	10	-	-	4
C265	Manufacture of measuring, testing, navigating and control equipment; watches and clocks	1	-	-	-
C267	Manufacture of optical instruments and photographic equipment	30	1	13	27
C271	Manufacture of electric motors, generators, transformers and electricity distribution and control apparatus	41	1	11	6
C272	Manufacture of batteries and accumulators	2	-	-	-
C273	Manufacture of wiring and wiring devices	11	3	18	26
C274	Manufacture of electric lighting equipment	-	3	13	10
C275	Manufacture of domestic appliances	9	-	8	3
C279	Manufacture of other electrical equipment	91	4	-	-
C281	Manufacture of general purpose machinery	7	1	4	4
C282	Manufacture of special purpose machinery	11	-	13	45
C291	Manufacture of motor vehicles	10	1	1	4
C292	Manufacture of bodies (coachwork) for motor vehicles; manufacture of trailers and semi-trailers	12	-	-	-
C293	Manufacture of parts and accessories for motor vehicles	29	-	8	-
C301	Building of ships and boats	-	-	-	-
C302	Manufacture of railway locomotive and rolling stock	S	S	S	S
C303	Manufacture of air and spacecraft and related machinery	-	-	-	-
C309	Manufacture of transport equipment, n.e.c.	6	2	11	5
C310	Manufacture of furniture	10	3	70	23
C321	Manufacture of jewelry, bijouterie and related articles	2	-	2	4
C322	Manufacture of musical instruments	-	-	-	-
C323	Manufacture of sports goods	1	-	68	47
C324	Manufacture of games and toys	-	-	-	3
C325	Manufacture of medical and dental instruments and supplies	9	7	24	47
C329	Other manufacturing, n.e.c.	4	6	8	3
C331	Repair of fabricated metal products, machinery and equipment	23	-	1	1
C332	Installation of industrial machinery and equipment	-	-	-	-
	National Capital Region	253	29	3,126	2,025
C101	Processing and preserving of meat	-	-	11	10
C102	Processing and preserving of fish, crustaceans and mollusks	1	-	-	1

Table 2.1 Number of Establishments and Research and Development (R & D) Personnel by Sex for Manufacturing Establishments by Region and Industry Group: Philippines, 2018

(Details may not add-up to total due to rounding and/or statistical disclosure control.)

Continued

2009 PSIC Code	Industry Description	Research and Development (R&D) Personnel			
		Technicians		Other R&D Personnel	
		Male	Female	Male	Female
		(6)	(7)	(8)	(9)
C103	Processing and preserving of fruits and vegetables	-	4	4	8
C104	Manufacture of vegetable and animal oils and fats	-	-	2	-
C105	Manufacture of dairy products	-	-	40	36
C106	Manufacture of grain mill products, starches and starch products	2	1	6	4
C107	Manufacture of other food products	32	3	2,771	1,716
C108	Manufacture of prepared animal feeds	-	-	-	-
C110	Manufacture of beverages	9	-	134	90
C120	Manufacture of tobacco products	-	-	2	2
C131	Spinning, weaving and finishing of textiles	-	-	-	-
C139	Manufacture of other textiles	1	-	1	4
C141	Manufacture of wearing apparel, except fur apparel	-	-	-	1
C142	Custom tailoring and dressmaking	-	-	-	-
C143	Manufacture of knitted and crocheted apparel	5	-	-	2
C151	Tanning and dressing of leather; manufacture of luggage and handbags	-	-	-	-
C152	Manufacture of footwear	2	-	-	-
C161	Sawmilling and planing of wood	-	-	-	-
C162	Manufacture of products of wood, cork, straw and plaiting materials	-	-	-	-
C170	Manufacture of paper and paper products	-	-	5	4
C181	Printing and service activities related to printing	18	-	28	2
C192	Manufacture of refined petroleum products	1	1	-	-
C199	Manufacture of other fuel products	S	S	S	S
C201	Manufacture of basic chemicals	4	-	-	-
C202	Manufacture of other chemical products, n.e.c.	18	1	7	26
C203	Manufacture of man-made fibers	S	S	S	S
C210	Manufacture of pharmaceuticals, medicinal chemical and botanical products	16	6	3	16
C221	Manufacture of rubber products	-	-	36	-
C222	Manufacture of plastics products	38	-	2	50
C231	Manufacture of glass and glass products	-	-	-	-
C239	Manufacture of non-metallic mineral products, n.e.c.	62	5	5	2
C241	Manufacture of basic iron and steel	21	-	-	3
C242	Manufacture of basic precious and other non-ferrous metals	-	-	-	-
C243	Casting of metals	-	-	-	-
C251	Manufacture of structural metal products, tanks, reservoirs and steam generators	-	-	11	15
C252	Manufacture of weapons and ammunition	-	-	-	-
C259	Manufacture of other fabricated metal products; metal working service activities	-	-	2	2
C261	Manufacture of electronic components	4	4	15	7
C262	Manufacture of computers and peripheral equipment and accessories	S	S	S	S
C264	Manufacture of consumer electronics	-	-	-	-

Table 2.1 Number of Establishments and Research and Development (R & D) Personnel by Sex for Manufacturing Establishments by Region and Industry Group: Philippines, 2018*(Details may not add-up to total due to rounding and/or statistical disclosure control.)**Continued*

2009 PSIC Code	Industry Description	Research and Development (R&D) Personnel			
		Technicians		Other R&D Personnel	
		Male	Female	Male	Female
		(6)	(7)	(8)	(9)
C265	Manufacture of measuring, testing, navigating and control equipment; watches and clocks	-	-	-	-
C267	Manufacture of optical instruments and photographic equipment	S	S	S	S
C271	Manufacture of electric motors, generators, transformers and electricity distribution and control apparatus	1	-	-	-
C272	Manufacture of batteries and accumulators	S	S	S	S
C273	Manufacture of wiring and wiring devices	-	-	-	-
C274	Manufacture of electric lighting equipment	-	-	-	-
C275	Manufacture of domestic appliances	-	-	-	-
C279	Manufacture of other electrical equipment	-	-	-	-
C281	Manufacture of general purpose machinery	4	-	-	-
C282	Manufacture of special purpose machinery	-	-	-	-
C291	Manufacture of motor vehicles	-	-	-	-
C292	Manufacture of bodies (coachwork) for motor vehicles; manufacture of trailers and semi-trailers	-	-	-	-
C293	Manufacture of parts and accessories for motor vehicles	-	-	-	-
C301	Building of ships and boats	-	-	-	-
C303	Manufacture of air and spacecraft and related machinery	S	S	S	S
C309	Manufacture of transport equipment, n.e.c.	-	-	-	-
C310	Manufacture of furniture	5	3	5	-
C321	Manufacture of jewelry, bijouterie and related articles	-	-	-	-
C322	Manufacture of musical instruments	S	S	S	S
C323	Manufacture of sports goods	1	-	35	23
C324	Manufacture of games and toys	-	-	-	-
C325	Manufacture of medical and dental instruments and supplies	-	-	-	-
C329	Other manufacturing, n.e.c.	-	1	-	-
C331	Repair of fabricated metal products, machinery and equipment	1	-	-	1
C332	Installation of industrial machinery and equipment	-	-	-	-
	Cordillera Administrative Region	3	1	1	15
C101	Processing and preserving of meat	-	-	-	-
C102	Processing and preserving of fish, crustaceans and mollusks	-	-	-	-
C103	Processing and preserving of fruits and vegetables	-	-	-	-
C105	Manufacture of dairy products	S	S	S	S
C106	Manufacture of grain mill products, starches and starch products	-	-	-	-
C107	Manufacture of other food products	2	-	1	-
C110	Manufacture of beverages	-	-	-	-
C131	Spinning, weaving and finishing of textiles	-	-	-	-
C139	Manufacture of other textiles	-	-	-	-

Table 2.1 Number of Establishments and Research and Development (R & D) Personnel by Sex for Manufacturing Establishments by Region and Industry Group: Philippines, 2018*(Details may not add-up to total due to rounding and/or statistical disclosure control.)**Continued*

2009 PSIC Code	Industry Description	Research and Development (R&D) Personnel			
		Technicians		Other R&D Personnel	
		Male	Female	Male	Female
		(6)	(7)	(8)	(9)
C141	Manufacture of wearing apparel, except fur apparel	S	S	S	S
C142	Custom tailoring and dressmaking	-	-	-	-
C162	Manufacture of products of wood, cork, straw and plaiting materials	-	-	-	-
C181	Printing and service activities related to printing	-	-	-	15
C201	Manufacture of basic chemicals	-	-	-	-
C221	Manufacture of rubber products	-	-	-	-
C222	Manufacture of plastics products	S	S	S	S
C231	Manufacture of glass and glass products	S	S	S	S
C239	Manufacture of non-metallic mineral products, n.e.c.	-	-	-	-
C241	Manufacture of basic iron and steel	-	-	-	-
C251	Manufacture of structural metal products, tanks, reservoirs and steam generators	-	-	-	-
C259	Manufacture of other fabricated metal products; metal working service activities	-	-	-	-
C261	Manufacture of electronic components	S	S	S	S
C303	Manufacture of air and spacecraft and related machinery	S	S	S	S
C310	Manufacture of furniture	-	-	-	-
C321	Manufacture of jewelry, bijouterie and related articles	S	S	S	S
I – Ilocos Region		8	5	75	63
C101	Processing and preserving of meat	-	-	-	-
C102	Processing and preserving of fish, crustaceans and mollusks	-	-	3	-
C103	Processing and preserving of fruits and vegetables	1	5	-	1
C105	Manufacture of dairy products	S	S	S	S
C106	Manufacture of grain mill products, starches and starch products	6	-	-	-
C107	Manufacture of other food products	-	-	73	61
C108	Manufacture of prepared animal feeds	-	-	-	-
C110	Manufacture of beverages	-	-	-	-
C120	Manufacture of tobacco products	S	S	S	S
C131	Spinning, weaving and finishing of textiles	-	-	-	-
C141	Manufacture of wearing apparel, except fur apparel	-	-	-	-
C142	Custom tailoring and dressmaking	-	-	-	-
C152	Manufacture of footwear	-	-	-	-
C162	Manufacture of products of wood, cork, straw and plaiting materials	-	-	-	-
C170	Manufacture of paper and paper products	-	-	-	-
C181	Printing and service activities related to printing	-	-	-	-
C201	Manufacture of basic chemicals	-	-	-	-
C210	Manufacture of pharmaceuticals, medicinal chemical and botanical products	S	S	S	S
C221	Manufacture of rubber products	-	-	-	-

Table 2.1 Number of Establishments and Research and Development (R & D) Personnel by Sex for Manufacturing Establishments by Region and Industry Group: Philippines, 2018*(Details may not add-up to total due to rounding and/or statistical disclosure control.)**Continued*

2009 PSIC Code	Industry Description	Research and Development (R&D) Personnel			
		Technicians		Other R&D Personnel	
		Male	Female	Male	Female
		(6)	(7)	(8)	(9)
C231	Manufacture of glass and glass products	-	-	-	-
C239	Manufacture of non-metallic mineral products, n.e.c.	-	-	-	-
C241	Manufacture of basic iron and steel	-	-	-	-
C251	Manufacture of structural metal products, tanks, reservoirs and steam generators	-	-	-	-
C259	Manufacture of other fabricated metal products; metal working service activities	-	-	-	-
C273	Manufacture of wiring and wiring devices	S	S	S	S
C282	Manufacture of special purpose machinery	S	S	S	S
C292	Manufacture of bodies (coachwork) for motor vehicles; manufacture of trailers and semi-trailers	-	-	-	-
C293	Manufacture of parts and accessories for motor vehicles	-	-	-	-
C309	Manufacture of transport equipment, n.e.c.	-	-	-	-
C321	Manufacture of jewelry, bijouterie and related articles	S	S	S	S
C324	Manufacture of games and toys	S	S	S	S
C329	Other manufacturing, n.e.c.	-	-	-	-
C331	Repair of fabricated metal products, machinery and equipment	-	-	-	-
	II – Cagayan Valley	-	-	71	-
C101	Processing and preserving of meat	-	-	-	-
C102	Processing and preserving of fish, crustaceans and mollusks	-	-	-	-
C103	Processing and preserving of fruits and vegetables	-	-	-	-
C104	Manufacture of vegetable and animal oils and fats	S	S	S	S
C105	Manufacture of dairy products	-	-	-	-
C106	Manufacture of grain mill products, starches and starch products	-	-	25	-
C107	Manufacture of other food products	-	-	-	-
C108	Manufacture of prepared animal feeds	-	-	-	-
C110	Manufacture of beverages	-	-	41	-
C120	Manufacture of tobacco products	-	-	-	-
C131	Spinning, weaving and finishing of textiles	-	-	-	-
C139	Manufacture of other textiles	-	-	-	-
C142	Custom tailoring and dressmaking	-	-	-	-
C151	Tanning and dressing of leather; manufacture of luggage and handbags	-	-	-	-
C162	Manufacture of products of wood, cork, straw and plaiting materials	-	-	-	-
C181	Printing and service activities related to printing	-	-	-	-
C182	Reproduction of recorded media	-	-	-	-
C199	Manufacture of other fuel products	S	S	S	S
C201	Manufacture of basic chemicals	S	S	S	S
C222	Manufacture of plastics products	-	-	-	-

Table 2.1 Number of Establishments and Research and Development (R & D) Personnel by Sex for Manufacturing Establishments by Region and Industry Group: Philippines, 2018*(Details may not add-up to total due to rounding and/or statistical disclosure control.)**Continued*

2009 PSIC Code	Industry Description	Research and Development (R&D) Personnel			
		Technicians		Other R&D Personnel	
		Male	Female	Male	Female
		(6)	(7)	(8)	(9)
C239	Manufacture of non-metallic mineral products, n.e.c.	-	-	-	-
C241	Manufacture of basic iron and steel	-	-	5	-
C251	Manufacture of structural metal products, tanks, reservoirs and steam generators	-	-	-	-
C252	Manufacture of weapons and ammunition	S	S	S	S
C259	Manufacture of other fabricated metal products; metal working service activities	-	-	-	-
C279	Manufacture of other electrical equipment	-	-	-	-
C282	Manufacture of special purpose machinery	-	-	-	-
C310	Manufacture of furniture	-	-	-	-
C321	Manufacture of jewelry, bijouterie and related articles	-	-	-	-
C329	Other manufacturing, n.e.c.	S	S	S	S
C331	Repair of fabricated metal products, machinery and equipment	-	-	-	-
III – Central Luzon		181	27	2,166	1,563
C101	Processing and preserving of meat	1	6	15	23
C102	Processing and preserving of fish, crustaceans and mollusks	-	-	-	-
C103	Processing and preserving of fruits and vegetables	-	-	-	-
C104	Manufacture of vegetable and animal oils and fats	-	-	-	-
C105	Manufacture of dairy products	-	-	2	1
C106	Manufacture of grain mill products, starches and starch products	-	-	14	1
C107	Manufacture of other food products	-	-	51	31
C108	Manufacture of prepared animal feeds	94	-	1	-
C110	Manufacture of beverages	-	-	1,854	1,233
C120	Manufacture of tobacco products	S	S	S	S
C131	Spinning, weaving and finishing of textiles	-	-	-	-
C139	Manufacture of other textiles	-	-	-	-
C141	Manufacture of wearing apparel, except fur apparel	-	-	12	18
C142	Custom tailoring and dressmaking	-	-	-	-
C143	Manufacture of knitted and crocheted apparel	-	-	-	-
C151	Tanning and dressing of leather; manufacture of luggage and handbags	-	-	-	-
C152	Manufacture of footwear	2	-	-	-
C161	Sawmilling and planing of wood	S	S	S	S
C162	Manufacture of products of wood, cork, straw and plaiting materials	-	-	11	11
C170	Manufacture of paper and paper products	4	-	13	35
C181	Printing and service activities related to printing	3	-	3	1
C192	Manufacture of refined petroleum products	1	-	-	-
C201	Manufacture of basic chemicals	8	-	-	3
C202	Manufacture of other chemical products, n.e.c.	1	1	-	-

Table 2.1 Number of Establishments and Research and Development (R & D) Personnel by Sex for Manufacturing Establishments by Region and Industry Group: Philippines, 2018*(Details may not add-up to total due to rounding and/or statistical disclosure control.)**Continued*

2009 PSIC Code	Industry Description	Research and Development (R&D) Personnel			
		Technicians		Other R&D Personnel	
		Male	Female	Male	Female
		(6)	(7)	(8)	(9)
C210	Manufacture of pharmaceuticals, medicinal chemical and botanical products	-	-	-	-
C221	Manufacture of rubber products	-	-	1	-
C222	Manufacture of plastics products	7	1	-	-
C231	Manufacture of glass and glass products	-	-	-	-
C239	Manufacture of non-metallic mineral products, n.e.c.	2	-	2	1
C241	Manufacture of basic iron and steel	-	-	-	-
C242	Manufacture of basic precious and other non-ferrous metals	-	-	-	-
C243	Casting of metals	-	-	-	-
C251	Manufacture of structural metal products, tanks, reservoirs and steam generators	1	-	-	-
C259	Manufacture of other fabricated metal products; metal working service activities	15	-	-	-
C261	Manufacture of electronic components	15	2	171	189
C262	Manufacture of computers and peripheral equipment and accessories	20	10	-	-
C263	Manufacture of communication equipment	S	S	S	S
C264	Manufacture of consumer electronics	-	-	-	-
C265	Manufacture of measuring, testing, navigating and control equipment; watches and clocks	-	-	-	-
C271	Manufacture of electric motors, generators, transformers and electricity distribution and control apparatus	-	-	-	-
C272	Manufacture of batteries and accumulators	S	S	S	S
C273	Manufacture of wiring and wiring devices	-	-	-	-
C274	Manufacture of electric lighting equipment	-	3	13	10
C275	Manufacture of domestic appliances	-	-	-	-
C279	Manufacture of other electrical equipment	-	-	-	-
C281	Manufacture of general purpose machinery	1	-	1	1
C282	Manufacture of special purpose machinery	-	-	-	-
C291	Manufacture of motor vehicles	-	-	-	-
C292	Manufacture of bodies (coachwork) for motor vehicles; manufacture of trailers and semi-trailers	S	S	S	S
C293	Manufacture of parts and accessories for motor vehicles	-	-	-	-
C301	Building of ships and boats	S	S	S	S
C303	Manufacture of air and spacecraft and related machinery	-	-	-	-
C309	Manufacture of transport equipment, n.e.c.	-	-	-	-
C310	Manufacture of furniture	-	-	-	2
C321	Manufacture of jewelry, bijouterie and related articles	-	-	-	-
C322	Manufacture of musical instruments	S	S	S	S
C323	Manufacture of sports goods	-	-	-	-
C324	Manufacture of games and toys	-	-	-	3
C325	Manufacture of medical and dental instruments and supplies	-	-	-	-
C329	Other manufacturing, n.e.c.	-	-	-	-

Table 2.1 Number of Establishments and Research and Development (R & D) Personnel by Sex for Manufacturing Establishments by Region and Industry Group: Philippines, 2018*(Details may not add-up to total due to rounding and/or statistical disclosure control.)**Continued*

2009 PSIC Code	Industry Description	Research and Development (R&D) Personnel			
		Technicians		Other R&D Personnel	
		Male	Female	Male	Female
		(6)	(7)	(8)	(9)
C331	Repair of fabricated metal products, machinery and equipment	6	-	-	-
C332	Installation of industrial machinery and equipment	S	S	S	S
	IVA – CALABARZON	595	112	424	446
C101	Processing and preserving of meat	12	1	10	12
C102	Processing and preserving of fish, crustaceans and mollusks	-	3	1	6
C103	Processing and preserving of fruits and vegetables	3	2	8	6
C104	Manufacture of vegetable and animal oils and fats	-	4	4	9
C105	Manufacture of dairy products	9	6	-	-
C106	Manufacture of grain mill products, starches and starch products	-	-	6	2
C107	Manufacture of other food products	26	5	24	57
C108	Manufacture of prepared animal feeds	2	-	-	4
C110	Manufacture of beverages	-	-	-	1
C120	Manufacture of tobacco products	-	-	-	-
C131	Spinning, weaving and finishing of textiles	-	-	-	-
C139	Manufacture of other textiles	-	-	-	-
C141	Manufacture of wearing apparel, except fur apparel	25	24	13	38
C142	Custom tailoring and dressmaking	-	-	-	-
C143	Manufacture of knitted and crocheted apparel	-	-	1	-
C151	Tanning and dressing of leather; manufacture of luggage and handbags	-	-	-	-
C152	Manufacture of footwear	-	-	-	-
C161	Sawmilling and planing of wood	S	S	S	S
C162	Manufacture of products of wood, cork, straw and plaiting materials	4	-	-	4
C170	Manufacture of paper and paper products	11	2	30	21
C181	Printing and service activities related to printing	-	-	7	-
C182	Reproduction of recorded media	S	S	S	S
C192	Manufacture of refined petroleum products	S	S	S	S
C199	Manufacture of other fuel products	S	S	S	S
C201	Manufacture of basic chemicals	13	1	1	1
C202	Manufacture of other chemical products, n.e.c.	63	10	13	40
C210	Manufacture of pharmaceuticals, medicinal chemical and botanical products	12	21	5	12
C221	Manufacture of rubber products	2	-	1	1
C222	Manufacture of plastics products	27	3	15	8
C231	Manufacture of glass and glass products	-	-	-	-
C239	Manufacture of non-metallic mineral products, n.e.c.	9	-	6	-
C241	Manufacture of basic iron and steel	-	-	2	3
C242	Manufacture of basic precious and other non-ferrous metals	1	-	1	1

Table 2.1 Number of Establishments and Research and Development (R & D) Personnel by Sex for Manufacturing Establishments by Region and Industry Group: Philippines, 2018*(Details may not add-up to total due to rounding and/or statistical disclosure control.)**Continued*

2009 PSIC Code	Industry Description	Research and Development (R&D) Personnel			
		Technicians		Other R&D Personnel	
		Male	Female	Male	Female
		(6)	(7)	(8)	(9)
C243	Casting of metals	-	-	-	3
C251	Manufacture of structural metal products, tanks, reservoirs and steam generators	1	-	-	2
C252	Manufacture of weapons and ammunition	S	S	S	S
C259	Manufacture of other fabricated metal products; metal working service activities	34	-	40	14
C261	Manufacture of electronic components	108	7	138	65
C262	Manufacture of computers and peripheral equipment and accessories	-	-	-	-
C263	Manufacture of communication equipment	-	-	-	-
C264	Manufacture of consumer electronics	5	-	-	-
C265	Manufacture of measuring, testing, navigating and control equipment; watches and clocks	1	-	-	-
C267	Manufacture of optical instruments and photographic equipment	18	-	-	-
C271	Manufacture of electric motors, generators, transformers and electricity distribution and control apparatus	7	1	11	6
C272	Manufacture of batteries and accumulators	S	S	S	S
C273	Manufacture of wiring and wiring devices	11	3	18	26
C274	Manufacture of electric lighting equipment	-	-	-	-
C275	Manufacture of domestic appliances	2	-	-	-
C279	Manufacture of other electrical equipment	91	4	-	-
C281	Manufacture of general purpose machinery	2	1	3	3
C282	Manufacture of special purpose machinery	11	-	13	45
C291	Manufacture of motor vehicles	8	1	1	4
C292	Manufacture of bodies (coachwork) for motor vehicles; manufacture of trailers and semi-trailers	12	-	-	-
C293	Manufacture of parts and accessories for motor vehicles	29	-	7	-
C301	Building of ships and boats	-	-	-	-
C302	Manufacture of railway locomotive and rolling stock	S	S	S	S
C303	Manufacture of air and spacecraft and related machinery	S	S	S	S
C309	Manufacture of transport equipment, n.e.c.	3	-	10	3
C310	Manufacture of furniture	-	-	-	7
C321	Manufacture of jewelry, bijouterie and related articles	2	-	-	1
C322	Manufacture of musical instruments	S	S	S	S
C323	Manufacture of sports goods	-	-	33	24
C324	Manufacture of games and toys	-	-	-	-
C325	Manufacture of medical and dental instruments and supplies	9	7	1	16
C329	Other manufacturing, n.e.c.	4	5	-	-
C331	Repair of fabricated metal products, machinery and equipment	16	-	1	-
C332	Installation of industrial machinery and equipment	S	S	S	S
MIMAROPA		-	-	-	-

Table 2.1 Number of Establishments and Research and Development (R & D) Personnel by Sex for Manufacturing Establishments by Region and Industry Group: Philippines, 2018

(Details may not add-up to total due to rounding and/or statistical disclosure control.)

Continued

2009 PSIC Code	Industry Description	Research and Development (R&D) Personnel			
		Technicians		Other R&D Personnel	
		Male	Female	Male	Female
		(6)	(7)	(8)	(9)
C101	Processing and preserving of meat	-	-	-	-
C102	Processing and preserving of fish, crustaceans and mollusks	S	S	S	S
C103	Processing and preserving of fruits and vegetables	S	S	S	S
C104	Manufacture of vegetable and animal oils and fats	-	-	-	-
C105	Manufacture of dairy products	-	-	-	-
C106	Manufacture of grain mill products, starches and starch products	-	-	-	-
C107	Manufacture of other food products	-	-	-	-
C110	Manufacture of beverages	-	-	-	-
C131	Spinning, weaving and finishing of textiles	-	-	-	-
C141	Manufacture of wearing apparel, except fur apparel	-	-	-	-
C142	Custom tailoring and dressmaking	-	-	-	-
C151	Tanning and dressing of leather; manufacture of luggage and handbags	-	-	-	-
C161	Sawmilling and planing of wood	-	-	-	-
C162	Manufacture of products of wood, cork, straw and plaiting materials	-	-	-	-
C181	Printing and service activities related to printing	-	-	-	-
C201	Manufacture of basic chemicals	-	-	-	-
C202	Manufacture of other chemical products, n.e.c.	S	S	S	S
C210	Manufacture of pharmaceuticals, medicinal chemical and botanical products	S	S	S	S
C222	Manufacture of plastics products	-	-	-	-
C239	Manufacture of non-metallic mineral products, n.e.c.	-	-	-	-
C241	Manufacture of basic iron and steel	-	-	-	-
C242	Manufacture of basic precious and other non-ferrous metals	S	S	S	S
C259	Manufacture of other fabricated metal products; metal working service activities	-	-	-	-
C282	Manufacture of special purpose machinery	S	S	S	S
C310	Manufacture of furniture	-	-	-	-
C331	Repair of fabricated metal products, machinery and equipment	-	-	-	-
V – Bicol Region		24	1	24	39
C101	Processing and preserving of meat	-	-	5	2
C102	Processing and preserving of fish, crustaceans and mollusks	-	-	-	-
C103	Processing and preserving of fruits and vegetables	-	-	-	-
C104	Manufacture of vegetable and animal oils and fats	-	-	-	-
C105	Manufacture of dairy products	-	-	-	-
C106	Manufacture of grain mill products, starches and starch products	12	-	1	-

Table 2.1 Number of Establishments and Research and Development (R & D) Personnel by Sex for Manufacturing Establishments by Region and Industry Group: Philippines, 2018*(Details may not add-up to total due to rounding and/or statistical disclosure control.)**Continued*

2009 PSIC Code	Industry Description	Research and Development (R&D) Personnel			
		Technicians		Other R&D Personnel	
		Male	Female	Male	Female
		(6)	(7)	(8)	(9)
C107	Manufacture of other food products	-	-	3	5
C108	Manufacture of prepared animal feeds	2	-	1	-
C110	Manufacture of beverages	-	-	-	-
C120	Manufacture of tobacco products	S	S	S	S
C131	Spinning, weaving and finishing of textiles	-	-	-	-
C139	Manufacture of other textiles	1	-	2	1
C141	Manufacture of wearing apparel, except fur apparel	-	-	-	4
C142	Custom tailoring and dressmaking	-	-	-	-
C151	Tanning and dressing of leather; manufacture of luggage and handbags	-	-	-	-
C152	Manufacture of footwear	-	-	-	-
C162	Manufacture of products of wood, cork, straw and plaiting materials	-	-	-	1
C170	Manufacture of paper and paper products	-	-	-	-
C181	Printing and service activities related to printing	-	-	-	15
C201	Manufacture of basic chemicals	3	-	-	-
C210	Manufacture of pharmaceuticals, medicinal chemical and botanical products	-	-	-	-
C231	Manufacture of glass and glass products	S	S	S	S
C239	Manufacture of non-metallic mineral products, n.e.c.	5	-	10	10
C241	Manufacture of basic iron and steel	-	-	-	-
C242	Manufacture of basic precious and other non-ferrous metals	S	S	S	S
C251	Manufacture of structural metal products, tanks, reservoirs and steam generators	1	1	1	-
C259	Manufacture of other fabricated metal products; metal working service activities	-	-	-	-
C281	Manufacture of general purpose machinery	-	-	-	-
C282	Manufacture of special purpose machinery	-	-	-	-
C293	Manufacture of parts and accessories for motor vehicles	-	-	-	-
C310	Manufacture of furniture	-	-	-	-
C329	Other manufacturing, n.e.c.	-	-	-	-
C331	Repair of fabricated metal products, machinery and equipment	-	-	-	-
VI – Western Visayas		13	1	58	41
C101	Processing and preserving of meat	2	-	-	1
C102	Processing and preserving of fish, crustaceans and mollusks	1	1	1	-
C103	Processing and preserving of fruits and vegetables	S	S	S	S
C104	Manufacture of vegetable and animal oils and fats	-	-	-	-
C105	Manufacture of dairy products	2	-	5	-
C106	Manufacture of grain mill products, starches and starch products	6	-	-	-
C107	Manufacture of other food products	-	-	30	32
C108	Manufacture of prepared animal feeds	-	-	18	4

Table 2.1 Number of Establishments and Research and Development (R & D) Personnel by Sex for Manufacturing Establishments by Region and Industry Group: Philippines, 2018*(Details may not add-up to total due to rounding and/or statistical disclosure control.)**Continued*

2009 PSIC Code	Industry Description	Research and Development (R&D) Personnel			
		Technicians		Other R&D Personnel	
		Male	Female	Male	Female
		(6)	(7)	(8)	(9)
C110	Manufacture of beverages	-	-	3	3
C131	Spinning, weaving and finishing of textiles	-	-	-	-
C139	Manufacture of other textiles	-	-	-	-
C141	Manufacture of wearing apparel, except fur apparel	-	-	-	-
C142	Custom tailoring and dressmaking	-	-	-	-
C161	Sawmilling and planing of wood	-	-	-	-
C162	Manufacture of products of wood, cork, straw and plaiting materials	-	-	-	-
C181	Printing and service activities related to printing	-	-	-	-
C192	Manufacture of refined petroleum products	S	S	S	S
C201	Manufacture of basic chemicals	-	-	-	-
C202	Manufacture of other chemical products, n.e.c.	S	S	S	S
C210	Manufacture of pharmaceuticals, medicinal chemical and botanical products	-	-	-	-
C221	Manufacture of rubber products	-	-	-	-
C222	Manufacture of plastics products	-	-	-	-
C231	Manufacture of glass and glass products	-	-	-	-
C239	Manufacture of non-metallic mineral products, n.e.c.	-	-	-	-
C241	Manufacture of basic iron and steel	-	-	-	-
C243	Casting of metals	-	-	-	-
C251	Manufacture of structural metal products, tanks, reservoirs and steam generators	-	-	-	-
C259	Manufacture of other fabricated metal products; metal working service activities	2	-	1	1
C265	Manufacture of measuring, testing, navigating and control equipment; watches and clocks	S	S	S	S
C267	Manufacture of optical instruments and photographic equipment	S	S	S	S
C282	Manufacture of special purpose machinery	-	-	-	-
C293	Manufacture of parts and accessories for motor vehicles	-	-	-	-
C310	Manufacture of furniture	-	-	-	-
C321	Manufacture of jewelry, bijouterie and related articles	-	-	-	-
C329	Other manufacturing, n.e.c.	-	-	-	-
C331	Repair of fabricated metal products, machinery and equipment	-	-	-	-
VII – Central Visayas		189	39	524	302
C101	Processing and preserving of meat	17	8	26	35
C102	Processing and preserving of fish, crustaceans and mollusks	7	11	4	7
C103	Processing and preserving of fruits and vegetables	-	-	3	-
C104	Manufacture of vegetable and animal oils and fats	-	-	-	-
C105	Manufacture of dairy products	-	-	-	-

Table 2.1 Number of Establishments and Research and Development (R & D) Personnel by Sex for Manufacturing Establishments by Region and Industry Group: Philippines, 2018*(Details may not add-up to total due to rounding and/or statistical disclosure control.)**Continued*

2009 PSIC Code	Industry Description	Research and Development (R&D) Personnel			
		Technicians		Other R&D Personnel	
		Male	Female	Male	Female
		(6)	(7)	(8)	(9)
C106	Manufacture of grain mill products, starches and starch products	-	-	-	-
C107	Manufacture of other food products	16	1	17	6
C108	Manufacture of prepared animal feeds	34	6	316	85
C110	Manufacture of beverages	-	-	-	-
C131	Spinning, weaving and finishing of textiles	-	-	-	-
C139	Manufacture of other textiles	-	-	1	4
C141	Manufacture of wearing apparel, except fur apparel	8	5	5	6
C142	Custom tailoring and dressmaking	-	-	-	-
C151	Tanning and dressing of leather; manufacture of luggage and handbags	S	S	S	S
C152	Manufacture of footwear	-	-	-	-
C161	Sawmilling and planing of wood	-	-	-	-
C162	Manufacture of products of wood, cork, straw and plaiting materials	1	-	-	1
C170	Manufacture of paper and paper products	-	-	-	-
C181	Printing and service activities related to printing	-	-	-	-
C201	Manufacture of basic chemicals	-	-	-	-
C202	Manufacture of other chemical products, n.e.c.	2	-	3	4
C210	Manufacture of pharmaceuticals, medicinal chemical and botanical products	13	-	-	-
C221	Manufacture of rubber products	-	-	-	-
C222	Manufacture of plastics products	8	-	-	5
C231	Manufacture of glass and glass products	-	-	-	-
C239	Manufacture of non-metallic mineral products, n.e.c.	3	-	9	2
C241	Manufacture of basic iron and steel	5	1	10	28
C242	Manufacture of basic precious and other non-ferrous metals	S	S	S	S
C243	Casting of metals	-	-	-	-
C251	Manufacture of structural metal products, tanks, reservoirs and steam generators	-	-	-	-
C252	Manufacture of weapons and ammunition	S	S	S	S
C259	Manufacture of other fabricated metal products; metal working service activities	2	-	-	2
C261	Manufacture of electronic components	4	1	8	12
C262	Manufacture of computers and peripheral equipment and accessories	S	S	S	S
C263	Manufacture of communication equipment	S	S	S	S
C264	Manufacture of consumer electronics	5	-	-	4
C265	Manufacture of measuring, testing, navigating and control equipment; watches and clocks	-	-	-	-
C267	Manufacture of optical instruments and photographic equipment	12	1	13	27
C271	Manufacture of electric motors, generators, transformers and electricity distribution and control apparatus	32	-	-	-
C273	Manufacture of wiring and wiring devices	S	S	S	S
C274	Manufacture of electric lighting equipment	-	-	-	-

Table 2.1 Number of Establishments and Research and Development (R & D) Personnel by Sex for Manufacturing Establishments by Region and Industry Group: Philippines, 2018*(Details may not add-up to total due to rounding and/or statistical disclosure control.)**Continued*

2009 PSIC Code	Industry Description	Research and Development (R&D) Personnel			
		Technicians		Other R&D Personnel	
		Male	Female	Male	Female
		(6)	(7)	(8)	(9)
C275	Manufacture of domestic appliances	S	S	S	S
C279	Manufacture of other electrical equipment	S	S	S	S
C281	Manufacture of general purpose machinery	-	-	-	-
C282	Manufacture of special purpose machinery	-	-	-	-
C291	Manufacture of motor vehicles	-	-	-	-
C293	Manufacture of parts and accessories for motor vehicles	-	-	1	-
C301	Building of ships and boats	-	-	-	-
C309	Manufacture of transport equipment, n.e.c.	3	2	1	2
C310	Manufacture of furniture	5	-	64	14
C321	Manufacture of jewelry, bijouterie and related articles	-	-	2	3
C322	Manufacture of musical instruments	S	S	S	S
C323	Manufacture of sports goods	S	S	S	S
C324	Manufacture of games and toys	S	S	S	S
C325	Manufacture of medical and dental instruments and supplies	-	-	23	31
C329	Other manufacturing, n.e.c.	-	-	8	3
C331	Repair of fabricated metal products, machinery and equipment	-	-	-	-
	VIII – Eastern Visayas	-	-	2	4
C101	Processing and preserving of meat	S	S	S	S
C102	Processing and preserving of fish, crustaceans and mollusks	-	-	-	-
C103	Processing and preserving of fruits and vegetables	-	-	-	-
C104	Manufacture of vegetable and animal oils and fats	-	-	-	-
C105	Manufacture of dairy products	S	S	S	S
C106	Manufacture of grain mill products, starches and starch products	-	-	-	-
C107	Manufacture of other food products	-	-	2	2
C110	Manufacture of beverages	-	-	-	-
C131	Spinning, weaving and finishing of textiles	-	-	-	-
C139	Manufacture of other textiles	S	S	S	S
C141	Manufacture of wearing apparel, except fur apparel	-	-	-	-
C142	Custom tailoring and dressmaking	-	-	-	-
C162	Manufacture of products of wood, cork, straw and plaiting materials	-	-	-	-
C170	Manufacture of paper and paper products	-	-	-	-
C181	Printing and service activities related to printing	-	-	-	-
C201	Manufacture of basic chemicals	-	-	-	-
C210	Manufacture of pharmaceuticals, medicinal chemical and botanical products	S	S	S	S
C222	Manufacture of plastics products	-	-	-	-
C231	Manufacture of glass and glass products	-	-	-	-
C239	Manufacture of non-metallic mineral products, n.e.c.	-	-	-	-
C241	Manufacture of basic iron and steel	-	-	-	-

Table 2.1 Number of Establishments and Research and Development (R & D) Personnel by Sex for Manufacturing Establishments by Region and Industry Group: Philippines, 2018*(Details may not add-up to total due to rounding and/or statistical disclosure control.)**Continued*

2009 PSIC Code	Industry Description	Research and Development (R&D) Personnel			
		Technicians		Other R&D Personnel	
		Male	Female	Male	Female
		(6)	(7)	(8)	(9)
C242	Manufacture of basic precious and other non-ferrous metals	S	S	S	S
C243	Casting of metals	S	S	S	S
C251	Manufacture of structural metal products, tanks, reservoirs and steam generators	-	-	-	-
C259	Manufacture of other fabricated metal products; metal working service activities	-	-	-	-
C273	Manufacture of wiring and wiring devices	S	S	S	S
C282	Manufacture of special purpose machinery	S	S	S	S
C310	Manufacture of furniture	-	-	-	-
C321	Manufacture of jewelry, bijouterie and related articles	-	-	-	-
C329	Other manufacturing, n.e.c.	-	-	-	-
C331	Repair of fabricated metal products, machinery and equipment	-	-	-	-
	IX – Zamboanga Peninsula	-	-	3	1
C101	Processing and preserving of meat	-	-	-	-
C102	Processing and preserving of fish, crustaceans and mollusks	-	-	3	1
C104	Manufacture of vegetable and animal oils and fats	-	-	-	-
C105	Manufacture of dairy products	-	-	-	-
C106	Manufacture of grain mill products, starches and starch products	-	-	-	-
C107	Manufacture of other food products	-	-	-	-
C108	Manufacture of prepared animal feeds	S	S	S	S
C110	Manufacture of beverages	-	-	-	-
C139	Manufacture of other textiles	S	S	S	S
C142	Custom tailoring and dressmaking	-	-	-	-
C161	Sawmilling and planing of wood	-	-	-	-
C162	Manufacture of products of wood, cork, straw and plaiting materials	S	S	S	S
C181	Printing and service activities related to printing	-	-	-	-
C221	Manufacture of rubber products	-	-	-	-
C222	Manufacture of plastics products	-	-	-	-
C231	Manufacture of glass and glass products	-	-	-	-
C239	Manufacture of non-metallic mineral products, n.e.c.	-	-	-	-
C241	Manufacture of basic iron and steel	-	-	-	-
C251	Manufacture of structural metal products, tanks, reservoirs and steam generators	-	-	-	-
C259	Manufacture of other fabricated metal products; metal working service activities	-	-	-	-
C310	Manufacture of furniture	-	-	-	-
C321	Manufacture of jewelry, bijouterie and related articles	S	S	S	S
C329	Other manufacturing, n.e.c.	-	-	-	-
C331	Repair of fabricated metal products, machinery and equipment	-	-	-	-

Table 2.1 Number of Establishments and Research and Development (R & D) Personnel by Sex for Manufacturing Establishments by Region and Industry Group: Philippines, 2018*(Details may not add-up to total due to rounding and/or statistical disclosure control.)**Continued*

2009 PSIC Code	Industry Description	Research and Development (R&D) Personnel			
		Technicians		Other R&D Personnel	
		Male	Female	Male	Female
		(6)	(7)	(8)	(9)
	X – Northern Mindanao	12	6	203	135
C101	Processing and preserving of meat	6	-	1	1
C102	Processing and preserving of fish, crustaceans and mollusks	S	S	S	S
C103	Processing and preserving of fruits and vegetables	-	-	1	-
C104	Manufacture of vegetable and animal oils and fats	-	-	1	-
C105	Manufacture of dairy products	-	-	11	10
C106	Manufacture of grain mill products, starches and starch products	-	-	17	11
C107	Manufacture of other food products	-	-	130	70
C108	Manufacture of prepared animal feeds	-	-	-	-
C110	Manufacture of beverages	-	-	41	41
C131	Spinning, weaving and finishing of textiles	-	-	-	-
C139	Manufacture of other textiles	-	-	-	-
C141	Manufacture of wearing apparel, except fur apparel	-	-	-	-
C142	Custom tailoring and dressmaking	-	-	-	-
C152	Manufacture of footwear	-	-	-	-
C161	Sawmilling and planing of wood	-	-	-	-
C162	Manufacture of products of wood, cork, straw and plaiting materials	-	-	-	-
C170	Manufacture of paper and paper products	-	-	-	-
C181	Printing and service activities related to printing	-	-	-	-
C192	Manufacture of refined petroleum products	1	-	-	-
C201	Manufacture of basic chemicals	1	-	1	1
C202	Manufacture of other chemical products, n.e.c.	-	-	-	-
C210	Manufacture of pharmaceuticals, medicinal chemical and botanical products	S	S	S	S
C221	Manufacture of rubber products	S	S	S	S
C222	Manufacture of plastics products	-	6	-	-
C231	Manufacture of glass and glass products	-	-	-	-
C239	Manufacture of non-metallic mineral products, n.e.c.	-	-	-	-
C241	Manufacture of basic iron and steel	4	-	-	-
C243	Casting of metals	-	-	-	-
C251	Manufacture of structural metal products, tanks, reservoirs and steam generators	-	-	-	-
C259	Manufacture of other fabricated metal products; metal working service activities	-	-	-	-
C264	Manufacture of consumer electronics	S	S	S	S
C271	Manufacture of electric motors, generators, transformers and electricity distribution and control apparatus	S	S	S	S
C281	Manufacture of general purpose machinery	S	S	S	S
C282	Manufacture of special purpose machinery	S	S	S	S
C291	Manufacture of motor vehicles	-	-	-	-
C293	Manufacture of parts and accessories for motor vehicles	-	-	-	-

Table 2.1 Number of Establishments and Research and Development (R & D) Personnel by Sex for Manufacturing Establishments by Region and Industry Group: Philippines, 2018

(Details may not add-up to total due to rounding and/or statistical disclosure control.)

Continued

2009 PSIC Code	Industry Description	Research and Development (R&D) Personnel			
		Technicians		Other R&D Personnel	
		Male	Female	Male	Female
		(6)	(7)	(8)	(9)
C310	Manufacture of furniture	-	-	-	-
C321	Manufacture of jewelry, bijouterie and related articles	S	S	S	S
C324	Manufacture of games and toys	S	S	S	S
C329	Other manufacturing, n.e.c.	S	S	S	S
C331	Repair of fabricated metal products, machinery and equipment	-	-	-	-
XI – Davao Region		63	2	86	97
C101	Processing and preserving of meat	-	-	-	-
C102	Processing and preserving of fish, crustaceans and mollusks	-	-	-	-
C103	Processing and preserving of fruits and vegetables	-	-	-	2
C104	Manufacture of vegetable and animal oils and fats	-	-	2	2
C105	Manufacture of dairy products	-	-	1	-
C106	Manufacture of grain mill products, starches and starch products	-	-	-	-
C107	Manufacture of other food products	6	-	-	3
C108	Manufacture of prepared animal feeds	4	2	79	88
C110	Manufacture of beverages	41	-	2	1
C120	Manufacture of tobacco products	S	S	S	S
C139	Manufacture of other textiles	3	-	-	-
C141	Manufacture of wearing apparel, except fur apparel	-	-	-	-
C142	Custom tailoring and dressmaking	-	-	-	-
C152	Manufacture of footwear	-	-	-	-
C161	Sawmilling and planing of wood	1	-	-	-
C162	Manufacture of products of wood, cork, straw and plaiting materials	-	-	-	-
C170	Manufacture of paper and paper products	-	-	-	-
C181	Printing and service activities related to printing	-	-	-	-
C192	Manufacture of refined petroleum products	S	S	S	S
C201	Manufacture of basic chemicals	-	-	-	-
C202	Manufacture of other chemical products, n.e.c.	-	-	2	1
C210	Manufacture of pharmaceuticals, medicinal chemical and botanical products	-	-	-	-
C221	Manufacture of rubber products	-	-	-	-
C222	Manufacture of plastics products	-	-	-	-
C231	Manufacture of glass and glass products	-	-	-	-
C239	Manufacture of non-metallic mineral products, n.e.c.	-	-	-	-
C241	Manufacture of basic iron and steel	-	-	-	-
C242	Manufacture of basic precious and other non-ferrous metals	1	-	-	-
C243	Casting of metals	S	S	S	S
C251	Manufacture of structural metal products, tanks, reservoirs and steam generators	6	-	-	-
C252	Manufacture of weapons and ammunition	S	S	S	S

Table 2.1 Number of Establishments and Research and Development (R & D) Personnel by Sex for Manufacturing Establishments by Region and Industry Group: Philippines, 2018*(Details may not add-up to total due to rounding and/or statistical disclosure control.)**Continued*

2009 PSIC Code	Industry Description	Research and Development (R&D) Personnel			
		Technicians		Other R&D Personnel	
		Male	Female	Male	Female
		(6)	(7)	(8)	(9)
C259	Manufacture of other fabricated metal products; metal working service activities	-	-	-	-
C265	Manufacture of measuring, testing, navigating and control equipment; watches and clocks	S	S	S	S
C271	Manufacture of electric motors, generators, transformers and electricity distribution and control apparatus	S	S	S	S
C275	Manufacture of domestic appliances	-	-	-	-
C281	Manufacture of general purpose machinery	-	-	-	-
C282	Manufacture of special purpose machinery	-	-	-	-
C291	Manufacture of motor vehicles	S	S	S	S
C293	Manufacture of parts and accessories for motor vehicles	-	-	-	-
C301	Building of ships and boats	S	S	S	S
C310	Manufacture of furniture	-	-	-	-
C321	Manufacture of jewelry, bijouterie and related articles	-	-	-	-
C329	Other manufacturing, n.e.c.	-	-	-	-
C331	Repair of fabricated metal products, machinery and equipment	-	-	-	-
	XII – SOCCSKSARGEN	13	-	31	17
C101	Processing and preserving of meat	-	-	-	-
C102	Processing and preserving of fish, crustaceans and mollusks	6	-	-	3
C103	Processing and preserving of fruits and vegetables	S	S	S	S
C104	Manufacture of vegetable and animal oils and fats	-	-	-	-
C105	Manufacture of dairy products	-	-	-	-
C106	Manufacture of grain mill products, starches and starch products	-	-	25	12
C107	Manufacture of other food products	5	-	2	-
C108	Manufacture of prepared animal feeds	-	-	-	-
C110	Manufacture of beverages	-	-	-	-
C131	Spinning, weaving and finishing of textiles	-	-	-	-
C139	Manufacture of other textiles	-	-	-	-
C141	Manufacture of wearing apparel, except fur apparel	-	-	-	-
C142	Custom tailoring and dressmaking	-	-	-	-
C161	Sawmilling and planing of wood	-	-	-	-
C162	Manufacture of products of wood, cork, straw and plaiting materials	-	-	-	-
C170	Manufacture of paper and paper products	-	-	-	-
C181	Printing and service activities related to printing	-	-	-	-
C192	Manufacture of refined petroleum products	S	S	S	S
C201	Manufacture of basic chemicals	-	-	-	-
C202	Manufacture of other chemical products, n.e.c.	S	S	S	S
C221	Manufacture of rubber products	S	S	S	S

Table 2.1 Number of Establishments and Research and Development (R & D) Personnel by Sex for Manufacturing Establishments by Region and Industry Group: Philippines, 2018*(Details may not add-up to total due to rounding and/or statistical disclosure control.)**Continued*

2009 PSIC Code	Industry Description	Research and Development (R&D) Personnel			
		Technicians		Other R&D Personnel	
		Male	Female	Male	Female
		(6)	(7)	(8)	(9)
C222	Manufacture of plastics products	S	S	S	S
C231	Manufacture of glass and glass products	S	S	S	S
C239	Manufacture of non-metallic mineral products, n.e.c.	-	-	-	-
C241	Manufacture of basic iron and steel	-	-	-	-
C243	Casting of metals	S	S	S	S
C251	Manufacture of structural metal products, tanks, reservoirs and steam generators	2	-	4	2
C259	Manufacture of other fabricated metal products; metal working service activities	-	-	-	-
C301	Building of ships and boats	S	S	S	S
C310	Manufacture of furniture	-	-	-	-
C323	Manufacture of sports goods	S	S	S	S
C331	Repair of fabricated metal products, machinery and equipment	-	-	-	-
	XIII – Caraga	-	-	5	4
C101	Processing and preserving of meat	-	-	-	-
C102	Processing and preserving of fish, crustaceans and mollusks	S	S	S	S
C103	Processing and preserving of fruits and vegetables	S	S	S	S
C104	Manufacture of vegetable and animal oils and fats	-	-	-	-
C106	Manufacture of grain mill products, starches and starch products	-	-	-	-
C107	Manufacture of other food products	-	-	-	-
C108	Manufacture of prepared animal feeds	-	-	-	-
C110	Manufacture of beverages	-	-	-	-
C139	Manufacture of other textiles	-	-	-	-
C141	Manufacture of wearing apparel, except fur apparel	-	-	-	-
C142	Custom tailoring and dressmaking	-	-	-	-
C161	Sawmilling and planing of wood	-	-	2	1
C162	Manufacture of products of wood, cork, straw and plaiting materials	-	-	-	-
C181	Printing and service activities related to printing	-	-	-	-
C201	Manufacture of basic chemicals	S	S	S	S
C202	Manufacture of other chemical products, n.e.c.	-	-	3	3
C231	Manufacture of glass and glass products	S	S	S	S
C239	Manufacture of non-metallic mineral products, n.e.c.	-	-	-	-
C241	Manufacture of basic iron and steel	-	-	-	-
C242	Manufacture of basic precious and other non-ferrous metals	S	S	S	S
C259	Manufacture of other fabricated metal products; metal working service activities	-	-	-	-
C275	Manufacture of domestic appliances	-	-	-	-
C301	Building of ships and boats	S	S	S	S
C309	Manufacture of transport equipment, n.e.c.	-	-	-	-

Table 2.1 Number of Establishments and Research and Development (R & D) Personnel by Sex for Manufacturing Establishments by Region and Industry Group: Philippines, 2018*(Details may not add-up to total due to rounding and/or statistical disclosure control.)*

2009 PSIC Code	Industry Description	Research and Development (R&D) Personnel			
		Technicians		Other R&D Personnel	
		Male	Female	Male	Female
		(6)	(7)	(8)	(9)
C310	Manufacture of furniture	-	-	-	-
C321	Manufacture of jewelry, bijouterie and related articles	-	-	-	-
C324	Manufacture of games and toys	-	-	-	-
C329	Other manufacturing, n.e.c.	-	-	-	-
C331	Repair of fabricated metal products, machinery and equipment	-	-	-	-
	Autonomous Region in Muslim Mindanao	2	-	55	-
C104	Manufacture of vegetable and animal oils and fats	S	S	S	S
C106	Manufacture of grain mill products, starches and starch products	-	-	2	-
C107	Manufacture of other food products	2	-	2	-
C108	Manufacture of prepared animal feeds	-	-	3	-
C110	Manufacture of beverages	-	-	41	-
C142	Custom tailoring and dressmaking	-	-	-	-
C181	Printing and service activities related to printing	-	-	-	-
C221	Manufacture of rubber products	S	S	S	S
C239	Manufacture of non-metallic mineral products, n.e.c.	-	-	7	-
C251	Manufacture of structural metal products, tanks, reservoirs and steam generators	-	-	-	-
C310	Manufacture of furniture	-	-	-	-

Notes: "-" – zero value

S – suppressed

Source: Philippine Statistics Authority, 2018 Census of Philippine Business and Industry

Table 2.2 Number of Establishments and Total Hours Worked by Production Workers by Sex for Manufacturing Establishments by Region and Industry Group: Philippines, 2018*(Details may not add-up to total due to rounding and/or statistical disclosure control.)*

2009 PSIC Code	Region / Industry Description	Number of Establishments	Total Hours Worked by Production Workers as of 15 November 2018		
			Directly-hired		
			Total	Male	Female
		(1)	(2)	(3)	(4)
	Philippines	28,968	2,980,194,463	1,763,883,899	1,216,310,571
C101	Processing and preserving of meat	299	45,999,487	29,222,832	16,776,655
C102	Processing and preserving of fish, crustaceans and mollusks	278	24,026,090	12,565,233	11,460,857
C103	Processing and preserving of fruits and vegetables	169	14,394,700	8,083,366	6,311,333
C104	Manufacture of vegetable and animal oils and fats	140	34,863,590	31,542,663	3,320,926
C105	Manufacture of dairy products	99	10,411,055	7,483,519	2,927,539
C106	Manufacture of grain mill products, starches and starch products	1,701	17,890,512	16,544,146	1,346,366
C107	Manufacture of other food products	9,084	737,886,330	589,654,947	148,231,386
C108	Manufacture of prepared animal feeds	199	16,783,272	14,686,759	2,096,513
C110	Manufacture of beverages	3,986	42,467,510	36,184,911	6,282,599
C120	Manufacture of tobacco products	17	4,818,537	2,568,270	2,250,266
C131	Spinning, weaving and finishing of textiles	125	13,587,491	8,043,116	5,544,376
C139	Manufacture of other textiles	236	20,637,864	11,383,972	9,253,892
C141	Manufacture of wearing apparel, except fur apparel	880	214,743,961	70,707,125	144,036,837
C142	Custom tailoring and dressmaking	790	12,743,127	5,408,414	7,334,713
C143	Manufacture of knitted and crocheted apparel	40	15,585,778	3,937,623	11,648,155
C151	Tanning and dressing of leather; manufacture of luggage and handbags	107	53,756,335	22,291,844	31,464,491
C152	Manufacture of footwear	140	16,471,650	9,745,912	6,725,738
C161	Sawmilling and planing of wood	59	1,356,227	1,157,583	198,644
C162	Manufacture of products of wood, cork, straw and plaiting materials	333	30,346,275	24,288,220	6,058,056
C170	Manufacture of paper and paper products	330	33,196,237	23,465,519	9,730,717
C181	Printing and service activities related to printing	2,566	49,707,779	36,392,673	13,315,106
C182	Reproduction of recorded media	4	105,354	64,962	40,392
C192	Manufacture of refined petroleum products	15	730,832	652,760	78,072
C199	Manufacture of other fuel products	3	536,576	454,065	82,511
C201	Manufacture of basic chemicals	190	10,067,733	8,606,527	1,461,206
C202	Manufacture of other chemical products, n.e.c.	357	26,353,432	17,439,544	8,913,888
C203	Manufacture of man-made fibers	S	S	S	S
C210	Manufacture of pharmaceuticals, medicinal chemical and botanical products	117	14,196,226	8,539,136	5,657,090
C221	Manufacture of rubber products	134	26,744,902	18,367,695	8,377,207
C222	Manufacture of plastics products	834	95,518,089	66,818,161	28,699,928
C231	Manufacture of glass and glass products	104	8,374,558	7,302,775	1,071,783
C239	Manufacture of non-metallic mineral products, n.e.c.	846	71,444,839	59,716,632	11,728,208
C241	Manufacture of basic iron and steel	319	20,928,298	19,856,935	1,071,363
C242	Manufacture of basic precious and other non-ferrous metals	26	6,147,015	5,479,976	667,039

Continued

Table 2.2 Number of Establishments and Total Hours Worked by Production Workers by Sex for Manufacturing Establishments by Region and Industry Group: Philippines, 2018

(Details may not add-up to total due to rounding and/or statistical disclosure control.)

Continued

2009 PSIC Code	Region / Industry Description	Number of Establishments	Total Hours Worked by Production Workers as of 15 November 2018		
			Directly-hired		
			Total	Male	Female
		(1)	(2)	(3)	(4)
C243	Casting of metals	59	6,359,488	5,189,469	1,170,019
C251	Manufacture of structural metal products, tanks, reservoirs and steam generators	469	31,410,347	27,639,192	3,771,155
C252	Manufacture of weapons and ammunition	12	1,448,837	1,407,932	40,905
C259	Manufacture of other fabricated metal products; metal working service activities	859	63,998,828	45,799,823	18,199,005
C261	Manufacture of electronic components	138	610,394,557	226,725,411	383,669,145
C262	Manufacture of computers and peripheral equipment and accessories	32	77,756,583	17,424,399	60,332,185
C263	Manufacture of communication equipment	13	8,151,958	1,255,919	6,896,039
C264	Manufacture of consumer electronics	27	19,488,556	5,249,134	14,239,423
C265	Manufacture of measuring, testing, navigating and control equipment; watches and clocks	25	6,701,010	1,571,196	5,129,814
C267	Manufacture of optical instruments and photographic equipment	24	17,243,055	4,719,927	12,523,129
C271	Manufacture of electric motors, generators, transformers and electricity distribution and control apparatus	84	21,168,394	9,037,121	12,131,274
C272	Manufacture of batteries and accumulators	6	2,610,626	2,519,119	91,507
C273	Manufacture of wiring and wiring devices	53	15,201,233	5,315,286	9,885,946
C274	Manufacture of electric lighting equipment	34	16,519,085	6,062,041	10,457,044
C275	Manufacture of domestic appliances	36	4,515,255	3,913,367	601,888
C279	Manufacture of other electrical equipment	35	30,153,921	13,773,049	16,380,872
C281	Manufacture of general purpose machinery	102	29,012,886	16,447,426	12,565,460
C282	Manufacture of special purpose machinery	162	27,047,838	12,169,445	14,878,393
C291	Manufacture of motor vehicles	40	8,292,526	6,867,874	1,424,653
C292	Manufacture of bodies (coachwork) for motor vehicles; manufacture of trailers and semi-trailers	24	1,873,580	1,693,334	180,246
C293	Manufacture of parts and accessories for motor vehicles	119	128,029,669	55,638,538	72,391,131
C301	Building of ships and boats	29	5,225,949	4,741,893	484,056
C302	Manufacture of railway locomotive and rolling stock	S	S	S	S
C303	Manufacture of air and spacecraft and related machinery	8	6,471,932	5,551,998	919,934
C309	Manufacture of transport equipment, n.e.c.	67	15,533,512	11,373,645	4,159,867
C310	Manufacture of furniture	852	41,097,259	33,798,602	7,298,657
C321	Manufacture of jewelry, bijouterie and related articles	99	4,284,542	2,181,086	2,103,455
C322	Manufacture of musical instruments	4	394,165	335,217	58,948
C323	Manufacture of sports goods	17	7,971,651	4,056,254	3,915,397
C324	Manufacture of games and toys	28	7,571,982	2,028,127	5,543,855
C325	Manufacture of medical and dental instruments and supplies	56	18,270,758	5,872,261	12,398,497
C329	Other manufacturing, n.e.c.	204	12,549,999	7,134,720	5,415,280

Table 2.2 Number of Establishments and Total Hours Worked by Production Workers by Sex for Manufacturing Establishments by Region and Industry Group: Philippines, 2018*(Details may not add-up to total due to rounding and/or statistical disclosure control.)**Continued*

2009 PSIC Code	Region / Industry Description	Number of Establishments	Total Hours Worked by Production Workers as of 15 November 2018		
			Directly-hired		
			Total	Male	Female
		(1)	(2)	(3)	(4)
C331	Repair of fabricated metal products, machinery and equipment	712	40,013,668	37,391,464	2,622,204
C332	Installation of industrial machinery and equipment	6	224,348	210,860	13,488
	National Capital Region	4,636	1,209,147,949	825,201,223	383,946,725
C101	Processing and preserving of meat	34	11,124,415	6,661,166	4,463,249
C102	Processing and preserving of fish, crustaceans and mollusks	29	4,662,940	2,577,404	2,085,536
C103	Processing and preserving of fruits and vegetables	36	3,532,918	2,223,128	1,309,790
C104	Manufacture of vegetable and animal oils and fats	19	2,747,250	2,460,165	287,085
C105	Manufacture of dairy products	26	1,520,537	1,237,392	283,144
C106	Manufacture of grain mill products, starches and starch products	15	1,208,593	1,039,902	168,691
C107	Manufacture of other food products	1,002	562,287,246	469,744,696	92,542,550
C108	Manufacture of prepared animal feeds	14	1,409,833	867,907	541,926
C110	Manufacture of beverages	204	6,500,831	5,640,623	860,208
C120	Manufacture of tobacco products	5	1,758,079	575,790	1,182,289
C131	Spinning, weaving and finishing of textiles	33	4,217,226	3,351,459	865,766
C139	Manufacture of other textiles	93	9,484,799	6,024,657	3,460,142
C141	Manufacture of wearing apparel, except fur apparel	325	29,863,059	8,558,696	21,304,363
C142	Custom tailoring and dressmaking	80	3,621,241	1,817,512	1,803,729
C143	Manufacture of knitted and crocheted apparel	21	2,623,371	1,027,369	1,596,002
C151	Tanning and dressing of leather; manufacture of luggage and handbags	31	1,401,419	857,489	543,929
C152	Manufacture of footwear	61	2,607,831	1,853,578	754,253
C161	Sawmilling and planing of wood	5	202,176	202,176	-
C162	Manufacture of products of wood, cork, straw and plaiting materials	29	1,485,787	1,342,136	143,651
C170	Manufacture of paper and paper products	154	12,713,814	10,049,934	2,663,881
C181	Printing and service activities related to printing	656	23,870,737	18,086,634	5,784,103
C192	Manufacture of refined petroleum products	4	115,739	115,739	-
C199	Manufacture of other fuel products	S	S	S	S
C201	Manufacture of basic chemicals	43	2,042,801	1,789,375	253,427
C202	Manufacture of other chemical products, n.e.c.	166	12,976,311	8,507,139	4,469,172
C203	Manufacture of man-made fibers	S	S	S	S
C210	Manufacture of pharmaceuticals, medicinal chemical and botanical products	29	1,858,945	1,242,635	616,310
C221	Manufacture of rubber products	53	6,311,789	5,780,113	531,676
C222	Manufacture of plastics products	350	41,576,122	31,577,658	9,998,465
C231	Manufacture of glass and glass products	31	1,534,121	1,373,982	160,139
C239	Manufacture of non-metallic mineral products, n.e.c.	65	8,302,859	7,807,096	495,763

Table 2.2 Number of Establishments and Total Hours Worked by Production Workers by Sex for Manufacturing Establishments by Region and Industry Group: Philippines, 2018

(Details may not add-up to total due to rounding and/or statistical disclosure control.)

Continued

2009 PSIC Code	Region / Industry Description	Number of Establishments	Total Hours Worked by Production Workers as of 15 November 2018		
			Directly-hired		
			Total	Male	Female
		(1)	(2)	(3)	(4)
C241	Manufacture of basic iron and steel	82	6,064,060	5,951,176	112,884
C242	Manufacture of basic precious and other non-ferrous metals	4	304,600	299,608	4,992
C243	Casting of metals	18	1,099,353	1,071,011	28,342
C251	Manufacture of structural metal products, tanks, reservoirs and steam generators	141	10,199,341	9,891,084	308,257
C252	Manufacture of weapons and ammunition	4	288,253	256,347	31,906
C259	Manufacture of other fabricated metal products; metal working service activities	168	12,552,945	11,597,575	955,370
C261	Manufacture of electronic components	9	364,639,203	149,934,099	214,705,104
C262	Manufacture of computers and peripheral equipment and accessories	S	S	S	S
C264	Manufacture of consumer electronics	8	1,003,489	670,092	333,397
C265	Manufacture of measuring, testing, navigating and control equipment; watches and clocks	8	357,980	230,792	127,188
C267	Manufacture of optical instruments and photographic equipment	S	S	S	S
C271	Manufacture of electric motors, generators, transformers and electricity distribution and control apparatus	17	954,233	929,072	25,161
C272	Manufacture of batteries and accumulators	S	S	S	S
C273	Manufacture of wiring and wiring devices	21	1,736,911	1,483,909	253,002
C274	Manufacture of electric lighting equipment	9	538,173	483,141	55,032
C275	Manufacture of domestic appliances	12	2,222,321	1,942,693	279,629
C279	Manufacture of other electrical equipment	6	257,652	123,060	134,592
C281	Manufacture of general purpose machinery	34	5,782,024	4,898,589	883,435
C282	Manufacture of special purpose machinery	30	2,451,737	2,359,410	92,327
C291	Manufacture of motor vehicles	9	437,698	368,601	69,097
C292	Manufacture of bodies (coachwork) for motor vehicles; manufacture of trailers and semi-trailers	11	870,837	729,417	141,420
C293	Manufacture of parts and accessories for motor vehicles	15	2,077,539	1,586,587	490,952
C301	Building of ships and boats	5	372,327	372,327	-
C303	Manufacture of air and spacecraft and related machinery	S	S	S	S
C309	Manufacture of transport equipment, n.e.c.	10	2,602,107	2,172,851	429,256
C310	Manufacture of furniture	154	6,214,805	5,640,366	574,439
C321	Manufacture of jewelry, bijouterie and related articles	11	170,993	107,876	63,117
C322	Manufacture of musical instruments	S	S	S	S
C323	Manufacture of sports goods	3	2,050,776	1,462,096	588,680
C324	Manufacture of games and toys	8	665,894	204,902	460,993
C325	Manufacture of medical and dental instruments and supplies	11	1,161,051	771,493	389,558

Table 2.2 Number of Establishments and Total Hours Worked by Production Workers by Sex for Manufacturing Establishments by Region and Industry Group: Philippines, 2018

(Details may not add-up to total due to rounding and/or statistical disclosure control.)

Continued

2009 PSIC Code	Region / Industry Description	Number of Establishments	Total Hours Worked by Production Workers as of 15 November 2018		
			Directly-hired		
			Total	Male	Female
		(1)	(2)	(3)	(4)
C329	Other manufacturing, n.e.c.	42	2,846,480	1,855,837	990,643
C331	Repair of fabricated metal products, machinery and equipment	161	12,463,817	11,304,617	1,159,200
C332	Installation of industrial machinery and equipment	4	174,348	166,860	7,488
	Cordillera Administrative Region	685	14,130,560	8,389,149	5,741,411
C101	Processing and preserving of meat	6	106,620	39,983	66,638
C102	Processing and preserving of fish, crustaceans and mollusks	8	60,264	60,264	-
C103	Processing and preserving of fruits and vegetables	6	897,183	183,987	713,196
C105	Manufacture of dairy products	S	S	S	S
C106	Manufacture of grain mill products, starches and starch products	100	147,333	145,616	1,717
C107	Manufacture of other food products	140	2,768,003	2,140,924	627,079
C110	Manufacture of beverages	190	1,898,613	1,822,237	76,376
C131	Spinning, weaving and finishing of textiles	13	431,246	31,048	400,198
C139	Manufacture of other textiles	6	626,884	212,160	414,724
C141	Manufacture of wearing apparel, except fur apparel	S	S	S	S
C142	Custom tailoring and dressmaking	43	404,027	132,535	271,492
C162	Manufacture of products of wood, cork, straw and plaiting materials	6	60,070	39,854	20,217
C181	Printing and service activities related to printing	75	558,939	412,233	146,705
C201	Manufacture of basic chemicals	3	45,198	45,198	-
C221	Manufacture of rubber products	5	13,559	13,559	-
C222	Manufacture of plastics products	S	S	S	S
C231	Manufacture of glass and glass products	S	S	S	S
C239	Manufacture of non-metallic mineral products, n.e.c.	23	75,368	75,368	-
C241	Manufacture of basic iron and steel	5	70,810	70,810	-
C251	Manufacture of structural metal products, tanks, reservoirs and steam generators	10	101,421	101,421	-
C259	Manufacture of other fabricated metal products; metal working service activities	19	163,969	163,969	-
C261	Manufacture of electronic components	S	S	S	S
C303	Manufacture of air and spacecraft and related machinery	S	S	S	S
C310	Manufacture of furniture	17	175,965	161,181	14,784
C321	Manufacture of jewelry, bijouterie and related articles	S	S	S	S
	I – Ilocos Region	953	14,813,084	11,258,888	3,554,197
C101	Processing and preserving of meat	12	139,963	98,969	40,994
C102	Processing and preserving of fish, crustaceans and mollusks	33	754,400	485,407	268,993

Table 2.2 Number of Establishments and Total Hours Worked by Production Workers by Sex for Manufacturing Establishments by Region and Industry Group: Philippines, 2018

(Details may not add-up to total due to rounding and/or statistical disclosure control.)

Continued

2009 PSIC Code	Region / Industry Description	Number of Establishments	Total Hours Worked by Production Workers as of 15 November 2018		
			Directly-hired		
			Total	Male	Female
		(1)	(2)	(3)	(4)
C103	Processing and preserving of fruits and vegetables	3	46,663	39,173	7,490
C105	Manufacture of dairy products	S	S	S	S
C106	Manufacture of grain mill products, starches and starch products	71	620,967	571,626	49,340
C107	Manufacture of other food products	347	7,154,105	4,692,277	2,461,829
C108	Manufacture of prepared animal feeds	3	181,395	181,395	-
C110	Manufacture of beverages	140	541,161	534,465	6,696
C120	Manufacture of tobacco products	S	S	S	S
C131	Spinning, weaving and finishing of textiles	5	56,697	9,012	47,685
C141	Manufacture of wearing apparel, except fur apparel	5	79,750	26,590	53,160
C142	Custom tailoring and dressmaking	42	264,738	154,653	110,084
C152	Manufacture of footwear	6	569,491	569,491	-
C162	Manufacture of products of wood, cork, straw and plaiting materials	13	143,523	143,523	-
C170	Manufacture of paper and paper products	9	-	-	-
C181	Printing and service activities related to printing	112	850,591	666,698	183,893
C201	Manufacture of basic chemicals	6	235,998	217,938	18,060
C210	Manufacture of pharmaceuticals, medicinal chemical and botanical products	S	S	S	S
C221	Manufacture of rubber products	5	10,102	10,102	-
C231	Manufacture of glass and glass products	4	45,069	45,069	-
C239	Manufacture of non-metallic mineral products, n.e.c.	45	1,758,578	1,758,578	-
C241	Manufacture of basic iron and steel	11	125,961	117,312	8,649
C251	Manufacture of structural metal products, tanks, reservoirs and steam generators	15	120,138	120,138	-
C259	Manufacture of other fabricated metal products; metal working service activities	16	12,555	12,555	-
C273	Manufacture of wiring and wiring devices	S	S	S	S
C282	Manufacture of special purpose machinery	S	S	S	S
C292	Manufacture of bodies (coachwork) for motor vehicles; manufacture of trailers and semi-trailers	3	38,824	38,824	-
C293	Manufacture of parts and accessories for motor vehicles	3	6,864	6,864	-
C309	Manufacture of transport equipment, n.e.c.	13	117,340	110,821	6,519
C321	Manufacture of jewelry, bijouterie and related articles	S	S	S	S
C324	Manufacture of games and toys	S	S	S	S
C329	Other manufacturing, n.e.c.	7	212,403	149,771	62,631
C331	Repair of fabricated metal products, machinery and equipment	17	341,494	341,494	-

Table 2.2 Number of Establishments and Total Hours Worked by Production Workers by Sex for Manufacturing Establishments by Region and Industry Group: Philippines, 2018*(Details may not add-up to total due to rounding and/or statistical disclosure control.)**Continued*

2009 PSIC Code	Region / Industry Description	Number of Establishments	Total Hours Worked by Production Workers as of 15 November 2018		
			Directly-hired		
			Total	Male	Female
		(1)	(2)	(3)	(4)
II – Cagayan Valley		1,133	10,034,917	7,933,544	2,101,373
C101	Processing and preserving of meat	6	224,640	178,932	45,708
C102	Processing and preserving of fish, crustaceans and mollusks	4	28,249	23,854	4,394
C103	Processing and preserving of fruits and vegetables	8	54,839	15,156	39,684
C104	Manufacture of vegetable and animal oils and fats	S	S	S	S
C105	Manufacture of dairy products	4	64,502	28,050	36,452
C106	Manufacture of grain mill products, starches and starch products	175	900,201	847,176	53,025
C107	Manufacture of other food products	382	2,318,304	1,541,162	777,142
C108	Manufacture of prepared animal feeds	7	207,801	187,891	19,910
C110	Manufacture of beverages	227	1,481,652	1,361,482	120,170
C120	Manufacture of tobacco products	3	411,716	240,746	170,969
C131	Spinning, weaving and finishing of textiles	3	7,887	-	7,887
C139	Manufacture of other textiles	4	56,497	47,081	9,416
C142	Custom tailoring and dressmaking	34	413,866	175,534	238,332
C151	Tanning and dressing of leather; manufacture of luggage and handbags	3	24	24	-
C162	Manufacture of products of wood, cork, straw and plaiting materials	8	55,499	27,685	27,814
C181	Printing and service activities related to printing	122	978,465	772,771	205,694
C182	Reproduction of recorded media	3	15,066	15,066	-
C199	Manufacture of other fuel products	S	S	S	S
C201	Manufacture of basic chemicals	S	S	S	S
C222	Manufacture of plastics products	6	-	-	-
C239	Manufacture of non-metallic mineral products, n.e.c.	25	332,982	332,982	-
C241	Manufacture of basic iron and steel	9	64,228	64,228	-
C251	Manufacture of structural metal products, tanks, reservoirs and steam generators	12	113,502	96,030	17,472
C252	Manufacture of weapons and ammunition	S	S	S	S
C259	Manufacture of other fabricated metal products; metal working service activities	32	306,948	281,537	25,411
C279	Manufacture of other electrical equipment	3	-	-	-
C282	Manufacture of special purpose machinery	3	28,288	28,288	-
C310	Manufacture of furniture	21	1,022,743	855,970	166,773
C321	Manufacture of jewelry, bijouterie and related articles	5	-	-	-
C329	Other manufacturing, n.e.c.	S	S	S	S
C331	Repair of fabricated metal products, machinery and equipment	17	448,283	448,283	-
III – Central Luzon		3,388	358,512,902	189,626,089	168,886,813
C101	Processing and preserving of meat	74	8,848,890	5,549,414	3,299,476

Table 2.2 Number of Establishments and Total Hours Worked by Production Workers by Sex for Manufacturing Establishments by Region and Industry Group: Philippines, 2018

(Details may not add-up to total due to rounding and/or statistical disclosure control.)

Continued

2009 PSIC Code	Region / Industry Description	Number of Establishments	Total Hours Worked by Production Workers as of 15 November 2018		
			Directly-hired		
			Total	Male	Female
		(1)	(2)	(3)	(4)
C102	Processing and preserving of fish, crustaceans and mollusks	27	1,517,915	995,249	522,666
C103	Processing and preserving of fruits and vegetables	31	1,755,261	1,201,305	553,955
C104	Manufacture of vegetable and animal oils and fats	4	280,671	125,919	154,752
C105	Manufacture of dairy products	12	3,823,224	2,100,435	1,722,789
C106	Manufacture of grain mill products, starches and starch products	235	3,768,902	3,307,165	461,738
C107	Manufacture of other food products	1,054	27,535,520	16,108,809	11,426,711
C108	Manufacture of prepared animal feeds	54	4,915,918	4,265,988	649,930
C110	Manufacture of beverages	360	4,003,139	3,323,610	679,529
C120	Manufacture of tobacco products	S	S	S	S
C131	Spinning, weaving and finishing of textiles	20	4,292,986	1,739,959	2,553,027
C139	Manufacture of other textiles	40	5,631,500	2,173,127	3,458,373
C141	Manufacture of wearing apparel, except fur apparel	149	37,429,054	13,704,304	23,724,751
C142	Custom tailoring and dressmaking	60	991,886	394,642	597,244
C143	Manufacture of knitted and crocheted apparel	3	3,545,412	584,844	2,960,568
C151	Tanning and dressing of leather; manufacture of luggage and handbags	41	50,348,230	20,561,443	29,786,787
C152	Manufacture of footwear	10	6,217,431	2,956,497	3,260,934
C161	Sawmilling and planing of wood	S	S	S	S
C162	Manufacture of products of wood, cork, straw and plaiting materials	63	2,930,240	2,433,861	496,379
C170	Manufacture of paper and paper products	35	4,949,107	3,649,924	1,299,183
C181	Printing and service activities related to printing	163	3,006,161	2,156,712	849,449
C192	Manufacture of refined petroleum products	3	110,310	107,814	2,496
C201	Manufacture of basic chemicals	21	1,514,216	1,394,520	119,696
C202	Manufacture of other chemical products, n.e.c.	35	3,097,917	1,839,455	1,258,462
C210	Manufacture of pharmaceuticals, medicinal chemical and botanical products	22	2,291,684	1,356,526	935,159
C221	Manufacture of rubber products	14	7,252,994	6,325,205	927,789
C222	Manufacture of plastics products	115	13,645,037	9,555,644	4,089,394
C231	Manufacture of glass and glass products	14	1,020,517	921,280	99,237
C239	Manufacture of non-metallic mineral products, n.e.c.	134	9,631,212	8,966,494	664,718
C241	Manufacture of basic iron and steel	44	4,027,250	3,724,735	302,515
C242	Manufacture of basic precious and other non-ferrous metals	4	287,962	275,770	12,192
C243	Casting of metals	7	424,222	403,128	21,094
C251	Manufacture of structural metal products, tanks, reservoirs and steam generators	60	2,272,012	1,855,650	416,362
C259	Manufacture of other fabricated metal products; metal working service activities	85	14,467,877	8,620,553	5,847,324
C261	Manufacture of electronic components	14	30,779,097	6,945,513	23,833,584

Table 2.2 Number of Establishments and Total Hours Worked by Production Workers by Sex for Manufacturing Establishments by Region and Industry Group: Philippines, 2018

(Details may not add-up to total due to rounding and/or statistical disclosure control.)

Continued

2009 PSIC Code	Region / Industry Description	Number of Establishments	Total Hours Worked by Production Workers as of 15 November 2018		
			Directly-hired		
			Total	Male	Female
		(1)	(2)	(3)	(4)
C262	Manufacture of computers and peripheral equipment and accessories	5	14,375,592	5,029,440	9,346,152
C263	Manufacture of communication equipment	S	S	S	S
C264	Manufacture of consumer electronics	3	583,284	228,072	355,212
C265	Manufacture of measuring, testing, navigating and control equipment; watches and clocks	3	380,186	143,066	237,120
C271	Manufacture of electric motors, generators, transformers and electricity distribution and control apparatus	10	907,196	610,673	296,523
C272	Manufacture of batteries and accumulators	S	S	S	S
C273	Manufacture of wiring and wiring devices	10	563,352	515,928	47,424
C274	Manufacture of electric lighting equipment	7	2,631,701	1,774,850	856,851
C275	Manufacture of domestic appliances	4	812,760	600,600	212,160
C279	Manufacture of other electrical equipment	10	740,829	579,123	161,706
C281	Manufacture of general purpose machinery	13	1,599,071	1,112,957	486,114
C282	Manufacture of special purpose machinery	15	894,056	644,045	250,011
C291	Manufacture of motor vehicles	4	385,632	360,576	25,056
C292	Manufacture of bodies (coachwork) for motor vehicles; manufacture of trailers and semi-trailers	S	S	S	S
C293	Manufacture of parts and accessories for motor vehicles	9	32,823,955	15,156,238	17,667,716
C301	Building of ships and boats	S	S	S	S
C303	Manufacture of air and spacecraft and related machinery	5	986,304	782,064	204,240
C309	Manufacture of transport equipment, n.e.c.	13	326,598	300,057	26,541
C310	Manufacture of furniture	121	6,956,100	5,756,614	1,199,486
C321	Manufacture of jewelry, bijouterie and related articles	15	480,509	244,984	235,525
C322	Manufacture of musical instruments	S	S	S	S
C323	Manufacture of sports goods	3	1,241,664	766,400	475,264
C324	Manufacture of games and toys	8	3,552,276	628,046	2,924,231
C325	Manufacture of medical and dental instruments and supplies	9	5,324,852	1,370,664	3,954,188
C329	Other manufacturing, n.e.c.	42	3,284,383	1,361,922	1,922,461
C331	Repair of fabricated metal products, machinery and equipment	62	7,831,496	7,291,205	540,290
C332	Installation of industrial machinery and equipment	S	S	S	S
IVA – CALABARZON		4,035	871,588,057	409,414,531	462,173,531
C101	Processing and preserving of meat	41	12,095,313	7,883,963	4,211,351
C102	Processing and preserving of fish, crustaceans and mollusks	12	1,308,604	1,030,846	277,758

Table 2.2 Number of Establishments and Total Hours Worked by Production Workers by Sex for Manufacturing Establishments by Region and Industry Group: Philippines, 2018

(Details may not add-up to total due to rounding and/or statistical disclosure control.)

Continued

2009 PSIC Code	Region / Industry Description	Number of Establishments	Total Hours Worked by Production Workers as of 15 November 2018		
			Directly-hired		
			Total	Male	Female
		(1)	(2)	(3)	(4)
C103	Processing and preserving of fruits and vegetables	19	1,155,342	609,563	545,779
C104	Manufacture of vegetable and animal oils and fats	31	3,167,301	2,294,230	873,071
C105	Manufacture of dairy products	12	4,364,088	3,673,121	690,970
C106	Manufacture of grain mill products, starches and starch products	90	1,341,990	1,302,064	39,926
C107	Manufacture of other food products	877	44,177,891	28,156,710	16,021,182
C108	Manufacture of prepared animal feeds	69	4,257,599	4,006,256	251,343
C110	Manufacture of beverages	291	8,605,537	6,621,933	1,983,604
C120	Manufacture of tobacco products	3	376,966	214,198	162,768
C131	Spinning, weaving and finishing of textiles	10	3,103,401	2,197,476	905,925
C139	Manufacture of other textiles	33	2,055,149	1,068,448	986,701
C141	Manufacture of wearing apparel, except fur apparel	244	85,963,918	24,711,141	61,252,778
C142	Custom tailoring and dressmaking	90	1,698,610	507,620	1,190,990
C143	Manufacture of knitted and crocheted apparel	16	9,416,995	2,325,410	7,091,585
C151	Tanning and dressing of leather; manufacture of luggage and handbags	24	1,330,105	614,776	715,329
C152	Manufacture of footwear	34	4,424,452	2,862,266	1,562,187
C161	Sawmilling and planing of wood	S	S	S	S
C162	Manufacture of products of wood, cork, straw and plaiting materials	64	16,337,276	13,031,494	3,305,783
C170	Manufacture of paper and paper products	76	11,974,928	6,873,703	5,101,225
C181	Printing and service activities related to printing	198	6,477,393	4,341,915	2,135,479
C182	Reproduction of recorded media	S	S	S	S
C192	Manufacture of refined petroleum products	S	S	S	S
C201	Manufacture of basic chemicals	31	2,751,325	2,119,133	632,192
C202	Manufacture of other chemical products, n.e.c.	91	7,115,631	4,861,845	2,253,786
C210	Manufacture of pharmaceuticals, medicinal chemical and botanical products	34	7,418,845	4,526,010	2,892,835
C221	Manufacture of rubber products	35	7,420,514	3,557,725	3,862,789
C222	Manufacture of plastics products	181	28,305,359	16,784,123	11,521,236
C231	Manufacture of glass and glass products	18	3,920,035	3,563,715	356,320
C239	Manufacture of non-metallic mineral products, n.e.c.	115	40,226,210	31,049,030	9,177,180
C241	Manufacture of basic iron and steel	59	6,809,517	6,437,417	372,100
C242	Manufacture of basic precious and other non-ferrous metals	8	966,726	779,526	187,200
C243	Casting of metals	16	2,627,453	2,123,863	503,590
C251	Manufacture of structural metal products, tanks, reservoirs and steam generators	109	10,817,373	9,387,035	1,430,338
C252	Manufacture of weapons and ammunition	S	S	S	S
C259	Manufacture of other fabricated metal products; metal working service activities	245	25,861,220	18,823,059	7,038,161
C261	Manufacture of electronic components	103	172,909,392	63,512,097	109,397,295

Table 2.2 Number of Establishments and Total Hours Worked by Production Workers by Sex for Manufacturing Establishments by Region and Industry Group: Philippines, 2018*(Details may not add-up to total due to rounding and/or statistical disclosure control.)**Continued*

2009 PSIC Code	Region / Industry Description	Number of Establishments	Total Hours Worked by Production Workers as of 15 November 2018		
			Directly-hired		
			Total	Male	Female
		(1)	(2)	(3)	(4)
C262	Manufacture of computers and peripheral equipment and accessories	24	62,976,639	12,242,703	50,733,937
C263	Manufacture of communication equipment	10	2,995,222	931,439	2,063,783
C264	Manufacture of consumer electronics	12	14,199,591	3,806,842	10,392,750
C265	Manufacture of measuring, testing, navigating and control equipment; watches and clocks	5	1,122,094	218,926	903,168
C267	Manufacture of optical instruments and photographic equipment	9	9,393,723	1,269,209	8,124,514
C271	Manufacture of electric motors, generators, transformers and electricity distribution and control apparatus	46	17,183,001	6,698,142	10,484,859
C272	Manufacture of batteries and accumulators	S	S	S	S
C273	Manufacture of wiring and wiring devices	20	12,222,658	3,211,122	9,011,536
C274	Manufacture of electric lighting equipment	15	11,627,025	3,263,970	8,363,055
C275	Manufacture of domestic appliances	12	1,042,437	969,405	73,032
C279	Manufacture of other electrical equipment	14	27,050,506	11,622,380	15,428,126
C281	Manufacture of general purpose machinery	41	20,456,268	10,024,198	10,432,070
C282	Manufacture of special purpose machinery	73	22,646,302	8,185,157	14,461,145
C291	Manufacture of motor vehicles	13	4,400,348	3,871,786	528,562
C292	Manufacture of bodies (coachwork) for motor vehicles; manufacture of trailers and semi-trailers	10	582,271	543,445	38,826
C301	Building of ships and boats	5	275,504	268,016	7,488
C302	Manufacture of railway locomotive and rolling stock	S	S	S	S
C303	Manufacture of air and spacecraft and related machinery	S	S	S	S
C309	Manufacture of transport equipment, n.e.c.	21	9,028,529	6,973,347	2,055,183
C310	Manufacture of furniture	150	5,719,566	4,986,649	732,917
C321	Manufacture of jewelry, bijouterie and related articles	4	318,939	203,126	115,813
C322	Manufacture of musical instruments	S	S	S	S
C323	Manufacture of sports goods	8	3,988,040	1,506,752	2,481,288
C324	Manufacture of games and toys	6	2,206,275	611,636	1,594,639
C325	Manufacture of medical and dental instruments and supplies	21	9,451,330	3,201,345	6,249,985
C329	Other manufacturing, n.e.c.	17	2,332,963	1,209,622	1,123,340
C331	Repair of fabricated metal products, machinery and equipment	133	8,755,266	8,344,657	410,609
C332	Installation of industrial machinery and equipment	S	S	S	S
	MIMAROPA	1,118	9,796,048	8,011,186	1,784,862
C101	Processing and preserving of meat	3	6,417	6,417	-

Table 2.2 Number of Establishments and Total Hours Worked by Production Workers by Sex for Manufacturing Establishments by Region and Industry Group: Philippines, 2018

(Details may not add-up to total due to rounding and/or statistical disclosure control.)

Continued

2009 PSIC Code	Region / Industry Description	Number of Establishments	Total Hours Worked by Production Workers as of 15 November 2018		
			Directly-hired		
			Total	Male	Female
		(1)	(2)	(3)	(4)
C102	Processing and preserving of fish, crustaceans and mollusks	S	S	S	S
C103	Processing and preserving of fruits and vegetables	S	S	S	S
C104	Manufacture of vegetable and animal oils and fats	7	418,598	278,564	140,035
C105	Manufacture of dairy products	5	35,025	24,208	10,817
C106	Manufacture of grain mill products, starches and starch products	98	425,324	415,915	9,409
C107	Manufacture of other food products	432	3,031,955	2,444,707	587,248
C110	Manufacture of beverages	289	2,139,177	2,036,085	103,093
C131	Spinning, weaving and finishing of textiles	3	70,631	1,676	68,955
C141	Manufacture of wearing apparel, except fur apparel	8	19,919	19,919	-
C142	Custom tailoring and dressmaking	22	441,251	145,087	296,164
C151	Tanning and dressing of leather; manufacture of luggage and handbags	3	107,135	6,696	100,439
C161	Sawmilling and planing of wood	4	48,674	44,039	4,636
C162	Manufacture of products of wood, cork, straw and plaiting materials	13	101,415	78,236	23,178
C181	Printing and service activities related to printing	123	1,314,605	1,016,576	298,029
C201	Manufacture of basic chemicals	3	5,519	5,519	-
C202	Manufacture of other chemical products, n.e.c.	S	S	S	S
C210	Manufacture of pharmaceuticals, medicinal chemical and botanical products	S	S	S	S
C222	Manufacture of plastics products	6	-	-	-
C239	Manufacture of non-metallic mineral products, n.e.c.	37	336,728	336,728	-
C241	Manufacture of basic iron and steel	8	57,637	50,104	7,533
C242	Manufacture of basic precious and other non-ferrous metals	S	S	S	S
C259	Manufacture of other fabricated metal products; metal working service activities	19	311,386	311,386	-
C282	Manufacture of special purpose machinery	S	S	S	S
C310	Manufacture of furniture	21	236,612	236,612	-
C331	Repair of fabricated metal products, machinery and equipment	5	-	-	-
V – Bicol Region		1,339	17,988,556	12,425,810	5,562,747
C101	Processing and preserving of meat	14	570,047	316,380	253,668
C102	Processing and preserving of fish, crustaceans and mollusks	28	1,054,778	255,736	799,042
C103	Processing and preserving of fruits and vegetables	5	197,732	92,101	105,631
C104	Manufacture of vegetable and animal oils and fats	9	1,118,504	1,001,528	116,976
C105	Manufacture of dairy products	6	101,318	51,322	49,996

Table 2.2 Number of Establishments and Total Hours Worked by Production Workers by Sex for Manufacturing Establishments by Region and Industry Group: Philippines, 2018*(Details may not add-up to total due to rounding and/or statistical disclosure control.)**Continued*

2009 PSIC Code	Region / Industry Description	Number of Establishments	Total Hours Worked by Production Workers as of 15 November 2018		
			Directly-hired		
			Total	Male	Female
		(1)	(2)	(3)	(4)
C106	Manufacture of grain mill products, starches and starch products	67	1,068,322	1,019,988	48,334
C107	Manufacture of other food products	542	5,433,009	3,507,504	1,925,507
C108	Manufacture of prepared animal feeds	4	786,240	751,296	34,944
C110	Manufacture of beverages	249	1,781,572	1,369,201	412,372
C120	Manufacture of tobacco products	S	S	S	S
C131	Spinning, weaving and finishing of textiles	6	56,336	11,786	44,551
C139	Manufacture of other textiles	10	353,208	297,094	56,114
C141	Manufacture of wearing apparel, except fur apparel	19	385,881	237,884	147,996
C142	Custom tailoring and dressmaking	55	553,460	250,286	303,174
C151	Tanning and dressing of leather; manufacture of luggage and handbags	3	80,351	33,480	46,872
C152	Manufacture of footwear	4	21,196	15,530	5,666
C162	Manufacture of products of wood, cork, straw and plaiting materials	32	766,683	457,780	308,904
C170	Manufacture of paper and paper products	5	38,925	28,881	10,044
C181	Printing and service activities related to printing	93	964,722	574,629	390,093
C201	Manufacture of basic chemicals	3	-	-	-
C210	Manufacture of pharmaceuticals, medicinal chemical and botanical products	5	57,946	9,658	48,288
C231	Manufacture of glass and glass products	S	S	S	S
C239	Manufacture of non-metallic mineral products, n.e.c.	29	724,121	666,825	57,296
C241	Manufacture of basic iron and steel	12	40,032	35,040	4,992
C242	Manufacture of basic precious and other non-ferrous metals	S	S	S	S
C251	Manufacture of structural metal products, tanks, reservoirs and steam generators	21	34,817	21,365	13,452
C259	Manufacture of other fabricated metal products; metal working service activities	31	148,727	103,873	44,854
C281	Manufacture of general purpose machinery	4	-	-	-
C282	Manufacture of special purpose machinery	3	43,118	43,118	-
C293	Manufacture of parts and accessories for motor vehicles	3	14,229	14,229	-
C310	Manufacture of furniture	25	230,753	230,753	-
C329	Other manufacturing, n.e.c.	19	519,490	296,579	222,910
C331	Repair of fabricated metal products, machinery and equipment	29	175,441	175,441	-
VI – Western Visayas		1,425	37,734,653	29,876,956	7,857,696
C101	Processing and preserving of meat	19	1,876,751	1,136,089	740,662
C102	Processing and preserving of fish, crustaceans and mollusks	31	1,650,556	551,019	1,099,536
C103	Processing and preserving of fruits and vegetables	S	S	S	S

Table 2.2 Number of Establishments and Total Hours Worked by Production Workers by Sex for Manufacturing Establishments by Region and Industry Group: Philippines, 2018

(Details may not add-up to total due to rounding and/or statistical disclosure control.)

Continued

2009 PSIC Code	Region / Industry Description	Number of Establishments	Total Hours Worked by Production Workers as of 15 November 2018		
			Directly-hired		
			Total	Male	Female
		(1)	(2)	(3)	(4)
C104	Manufacture of vegetable and animal oils and fats	5	237,051	158,683	78,367
C105	Manufacture of dairy products	5	78,082	59,547	18,535
C106	Manufacture of grain mill products, starches and starch products	107	1,362,102	1,243,215	118,887
C107	Manufacture of other food products	444	18,376,394	15,227,229	3,149,163
C108	Manufacture of prepared animal feeds	3	358,067	275,609	82,458
C110	Manufacture of beverages	282	2,365,831	2,190,774	175,057
C131	Spinning, weaving and finishing of textiles	14	167,786	26,204	141,581
C139	Manufacture of other textiles	4	18,832	18,832	-
C141	Manufacture of wearing apparel, except fur apparel	17	470,236	67,851	402,385
C142	Custom tailoring and dressmaking	63	838,997	243,147	595,850
C161	Sawmilling and planing of wood	3	72,504	72,504	-
C162	Manufacture of products of wood, cork, straw and plaiting materials	14	284,615	211,336	73,279
C181	Printing and service activities related to printing	145	1,756,687	1,269,008	487,679
C192	Manufacture of refined petroleum products	S	S	S	S
C201	Manufacture of basic chemicals	9	765,820	708,412	57,408
C202	Manufacture of other chemical products, n.e.c.	S	S	S	S
C210	Manufacture of pharmaceuticals, medicinal chemical and botanical products	7	60,264	47,709	12,555
C221	Manufacture of rubber products	3	5,119	1,696	3,422
C222	Manufacture of plastics products	21	1,236,810	962,130	274,680
C231	Manufacture of glass and glass products	4	10,044	10,044	-
C239	Manufacture of non-metallic mineral products, n.e.c.	99	1,736,443	1,701,490	34,953
C241	Manufacture of basic iron and steel	14	119,021	111,533	7,488
C243	Casting of metals	5	228,718	226,398	2,320
C251	Manufacture of structural metal products, tanks, reservoirs and steam generators	17	930,331	930,331	-
C259	Manufacture of other fabricated metal products; metal working service activities	33	445,457	425,489	19,968
C265	Manufacture of measuring, testing, navigating and control equipment; watches and clocks	S	S	S	S
C267	Manufacture of optical instruments and photographic equipment	S	S	S	S
C282	Manufacture of special purpose machinery	3	269,883	269,883	-
C293	Manufacture of parts and accessories for motor vehicles	3	21,343	21,343	-
C310	Manufacture of furniture	12	733,010	694,946	38,064
C321	Manufacture of jewelry, bijouterie and related articles	5	12,173	8,485	3,688
C329	Other manufacturing, n.e.c.	11	434,005	295,765	138,240
C331	Repair of fabricated metal products, machinery and equipment	16	704,025	658,325	45,700

Table 2.2 Number of Establishments and Total Hours Worked by Production Workers by Sex for Manufacturing Establishments by Region and Industry Group: Philippines, 2018*(Details may not add-up to total due to rounding and/or statistical disclosure control.)**Continued*

2009 PSIC Code	Region / Industry Description	Number of Establishments	Total Hours Worked by Production Workers as of 15 November 2018		
			Directly-hired		
			Total	Male	Female
		(1)	(2)	(3)	(4)
VII – Central Visayas		2,347	264,218,336	127,085,886	137,132,450
C101	Processing and preserving of meat	27	5,284,452	3,939,406	1,345,046
C102	Processing and preserving of fish, crustaceans and mollusks	34	4,092,673	2,001,726	2,090,947
C103	Processing and preserving of fruits and vegetables	21	1,553,232	932,197	621,035
C104	Manufacture of vegetable and animal oils and fats	14	844,398	549,730	294,669
C105	Manufacture of dairy products	6	185,964	160,462	25,503
C106	Manufacture of grain mill products, starches and starch products	71	740,679	703,189	37,490
C107	Manufacture of other food products	758	12,815,008	8,815,825	3,999,183
C108	Manufacture of prepared animal feeds	19	2,781,598	2,456,198	325,400
C110	Manufacture of beverages	247	3,266,756	2,842,467	424,289
C131	Spinning, weaving and finishing of textiles	4	1,183,296	674,496	508,800
C139	Manufacture of other textiles	13	1,713,180	955,692	757,488
C141	Manufacture of wearing apparel, except fur apparel	53	59,051,622	22,853,628	36,197,994
C142	Custom tailoring and dressmaking	50	549,133	79,331	469,802
C151	Tanning and dressing of leather; manufacture of luggage and handbags	S	S	S	S
C152	Manufacture of footwear	16	2,086,548	1,236,442	850,106
C161	Sawmilling and planing of wood	8	171,111	166,073	5,038
C162	Manufacture of products of wood, cork, straw and plaiting materials	15	1,264,660	936,488	328,172
C170	Manufacture of paper and paper products	19	1,484,125	1,102,743	381,382
C181	Printing and service activities related to printing	268	3,885,108	2,743,587	1,141,521
C201	Manufacture of basic chemicals	18	1,271,811	1,072,632	199,179
C202	Manufacture of other chemical products, n.e.c.	36	1,651,819	981,585	670,234
C210	Manufacture of pharmaceuticals, medicinal chemical and botanical products	4	2,331,240	1,219,983	1,111,257
C221	Manufacture of rubber products	7	4,433,784	1,596,956	2,836,828
C222	Manufacture of plastics products	71	3,910,017	2,597,434	1,312,583
C231	Manufacture of glass and glass products	7	1,528,378	1,113,922	414,456
C239	Manufacture of non-metallic mineral products, n.e.c.	45	4,700,612	3,919,583	781,028
C241	Manufacture of basic iron and steel	29	1,849,696	1,757,837	91,859
C242	Manufacture of basic precious and other non-ferrous metals	S	S	S	S
C243	Casting of metals	8	1,767,487	1,152,813	614,674
C251	Manufacture of structural metal products, tanks, reservoirs and steam generators	10	5,476,808	3,973,696	1,503,112
C252	Manufacture of weapons and ammunition	S	S	S	S
C259	Manufacture of other fabricated metal products; metal working service activities	50	6,961,199	3,245,669	3,715,530
C261	Manufacture of electronic components	10	40,047,536	6,012,198	34,035,338
C262	Manufacture of computers and peripheral equipment and accessories	S	S	S	S

Table 2.2 Number of Establishments and Total Hours Worked by Production Workers by Sex for Manufacturing Establishments by Region and Industry Group: Philippines, 2018

(Details may not add-up to total due to rounding and/or statistical disclosure control.)

Continued

2009 PSIC Code	Region / Industry Description	Number of Establishments	Total Hours Worked by Production Workers as of 15 November 2018		
			Directly-hired		
			Total	Male	Female
		(1)	(2)	(3)	(4)
C263	Manufacture of communication equipment	S	S	S	S
C264	Manufacture of consumer electronics	3	3,702,192	544,128	3,158,064
C265	Manufacture of measuring, testing, navigating and control equipment; watches and clocks	5	4,730,303	896,669	3,833,634
C267	Manufacture of optical instruments and photographic equipment	12	5,390,593	1,858,180	3,532,413
C271	Manufacture of electric motors, generators, transformers and electricity distribution and control apparatus	7	2,083,789	759,059	1,324,730
C273	Manufacture of wiring and wiring devices	S	S	S	S
C274	Manufacture of electric lighting equipment	4	1,722,186	540,080	1,182,106
C275	Manufacture of domestic appliances	S	S	S	S
C279	Manufacture of other electrical equipment	S	S	S	S
C281	Manufacture of general purpose machinery	5	1,111,752	361,915	749,837
C282	Manufacture of special purpose machinery	5	222,324	177,366	44,958
C291	Manufacture of motor vehicles	10	2,789,292	1,987,354	801,938
C293	Manufacture of parts and accessories for motor vehicles	8	16,336,367	8,967,030	7,369,337
C301	Building of ships and boats	13	4,108,726	3,634,030	474,696
C309	Manufacture of transport equipment, n.e.c.	3	3,429,192	1,786,824	1,642,368
C310	Manufacture of furniture	173	15,814,512	11,802,067	4,012,445
C321	Manufacture of jewelry, bijouterie and related articles	37	3,110,902	1,520,540	1,590,363
C322	Manufacture of musical instruments	S	S	S	S
C323	Manufacture of sports goods	S	S	S	S
C324	Manufacture of games and toys	S	S	S	S
C325	Manufacture of medical and dental instruments and supplies	15	2,333,525	528,759	1,804,766
C329	Other manufacturing, n.e.c.	24	2,049,831	1,325,228	724,603
C331	Repair of fabricated metal products, machinery and equipment	66	4,547,167	4,267,001	280,166
VIII – Eastern Visayas		1,415	21,690,422	16,767,129	4,923,293
C101	Processing and preserving of meat	S	S	S	S
C102	Processing and preserving of fish, crustaceans and mollusks	8	283,265	233,345	49,920
C103	Processing and preserving of fruits and vegetables	5	87,929	55,735	32,194
C104	Manufacture of vegetable and animal oils and fats	7	260,883	240,546	20,337
C105	Manufacture of dairy products	S	S	S	S
C106	Manufacture of grain mill products, starches and starch products	100	1,138,935	976,717	162,218
C107	Manufacture of other food products	646	11,219,779	8,055,482	3,164,296
C110	Manufacture of beverages	365	2,310,931	2,038,570	272,361

Table 2.2 Number of Establishments and Total Hours Worked by Production Workers by Sex for Manufacturing Establishments by Region and Industry Group: Philippines, 2018*(Details may not add-up to total due to rounding and/or statistical disclosure control.)**Continued*

2009 PSIC Code	Region / Industry Description	Number of Establishments	Total Hours Worked by Production Workers as of 15 November 2018		
			Directly-hired		
			Total	Male	Female
		(1)	(2)	(3)	(4)
C131	Spinning, weaving and finishing of textiles	4	-	-	-
C139	Manufacture of other textiles	S	S	S	S
C141	Manufacture of wearing apparel, except fur apparel	8	95,610	47,805	47,805
C142	Custom tailoring and dressmaking	34	342,281	204,195	138,086
C162	Manufacture of products of wood, cork, straw and plaiting materials	13	104,688	104,688	-
C170	Manufacture of paper and paper products	7	354,093	354,093	-
C181	Printing and service activities related to printing	76	966,494	377,417	589,077
C201	Manufacture of basic chemicals	7	139,860	121,939	17,921
C210	Manufacture of pharmaceuticals, medicinal chemical and botanical products	S	S	S	S
C222	Manufacture of plastics products	9	77,123	77,123	-
C231	Manufacture of glass and glass products	6	37,665	16,142	21,523
C239	Manufacture of non-metallic mineral products, n.e.c.	38	204,648	204,648	-
C241	Manufacture of basic iron and steel	3	34,596	34,596	-
C242	Manufacture of basic precious and other non-ferrous metals	S	S	S	S
C243	Casting of metals	S	S	S	S
C251	Manufacture of structural metal products, tanks, reservoirs and steam generators	5	52,783	52,783	-
C259	Manufacture of other fabricated metal products; metal working service activities	38	303,414	303,414	-
C273	Manufacture of wiring and wiring devices	S	S	S	S
C282	Manufacture of special purpose machinery	S	S	S	S
C310	Manufacture of furniture	4	74,104	74,104	-
C321	Manufacture of jewelry, bijouterie and related articles	5	22,958	22,958	-
C329	Other manufacturing, n.e.c.	12	247,884	206,924	40,960
C331	Repair of fabricated metal products, machinery and equipment	6	307,766	270,306	37,460
IX – Zamboanga Peninsula		1,278	16,602,516	11,876,443	4,726,074
C101	Processing and preserving of meat	12	95,989	79,831	16,158
C102	Processing and preserving of fish, crustaceans and mollusks	29	5,117,301	2,631,712	2,485,588
C104	Manufacture of vegetable and animal oils and fats	6	798,812	778,724	20,088
C105	Manufacture of dairy products	4	-	-	-
C106	Manufacture of grain mill products, starches and starch products	133	443,518	443,518	-
C107	Manufacture of other food products	649	5,888,965	4,084,642	1,804,324
C108	Manufacture of prepared animal feeds	S	S	S	S
C110	Manufacture of beverages	151	1,086,959	1,044,302	42,657
C139	Manufacture of other textiles	S	S	S	S
C142	Custom tailoring and dressmaking	37	210,922	192,843	18,079
C161	Sawmilling and planing of wood	4	10,430	10,430	-

Table 2.2 Number of Establishments and Total Hours Worked by Production Workers by Sex for Manufacturing Establishments by Region and Industry Group: Philippines, 2018

(Details may not add-up to total due to rounding and/or statistical disclosure control.)

Continued

2009 PSIC Code	Region / Industry Description	Number of Establishments	Total Hours Worked by Production Workers as of 15 November 2018		
			Directly-hired		
			Total	Male	Female
		(1)	(2)	(3)	(4)
C162	Manufacture of products of wood, cork, straw and plaiting materials	S	S	S	S
C181	Printing and service activities related to printing	81	257,223	257,223	-
C221	Manufacture of rubber products	5	535,536	523,056	12,480
C222	Manufacture of plastics products	8	152,705	77,825	74,880
C231	Manufacture of glass and glass products	4	21,523	21,523	-
C239	Manufacture of non-metallic mineral products, n.e.c.	36	273,000	256,202	16,798
C241	Manufacture of basic iron and steel	5	15,066	15,066	-
C251	Manufacture of structural metal products, tanks, reservoirs and steam generators	12	73,012	73,012	-
C259	Manufacture of other fabricated metal products; metal working service activities	23	504,204	364,466	139,738
C310	Manufacture of furniture	26	344,669	344,669	-
C321	Manufacture of jewelry, bijouterie and related articles	S	S	S	S
C329	Other manufacturing, n.e.c.	4	72,864	23,617	49,248
C331	Repair of fabricated metal products, machinery and equipment	44	372,618	349,077	23,540
X – Northern Mindanao		1,124	41,745,338	35,780,034	5,965,304
C101	Processing and preserving of meat	23	911,434	438,972	472,462
C102	Processing and preserving of fish, crustaceans and mollusks	S	S	S	S
C103	Processing and preserving of fruits and vegetables	15	3,617,177	2,139,905	1,477,272
C104	Manufacture of vegetable and animal oils and fats	9	19,878,446	19,763,799	114,647
C105	Manufacture of dairy products	6	84,738	52,105	32,633
C106	Manufacture of grain mill products, starches and starch products	36	888,379	874,670	13,709
C107	Manufacture of other food products	409	7,192,228	5,231,576	1,960,652
C108	Manufacture of prepared animal feeds	7	107,914	84,443	23,471
C110	Manufacture of beverages	182	627,828	513,025	114,802
C131	Spinning, weaving and finishing of textiles	3	-	-	-
C139	Manufacture of other textiles	5	18,832	18,832	-
C141	Manufacture of wearing apparel, except fur apparel	10	175,412	27,896	147,516
C142	Custom tailoring and dressmaking	43	465,522	259,631	205,891
C152	Manufacture of footwear	4	417,600	143,840	273,760
C161	Sawmilling and planing of wood	15	217,592	186,254	31,338
C162	Manufacture of products of wood, cork, straw and plaiting materials	14	416,199	354,971	61,228
C170	Manufacture of paper and paper products	6	404,223	349,290	54,933
C181	Printing and service activities related to printing	92	610,876	364,428	246,448
C192	Manufacture of refined petroleum products	3	16,386	16,386	-
C201	Manufacture of basic chemicals	11	611,393	580,590	30,803

Table 2.2 Number of Establishments and Total Hours Worked by Production Workers by Sex for Manufacturing Establishments by Region and Industry Group: Philippines, 2018

(Details may not add-up to total due to rounding and/or statistical disclosure control.)

Continued

2009 PSIC Code	Region / Industry Description	Number of Establishments	Total Hours Worked by Production Workers as of 15 November 2018		
			Directly-hired		
			Total	Male	Female
		(1)	(2)	(3)	(4)
C202	Manufacture of other chemical products, n.e.c.	4	324,608	289,104	35,504
C210	Manufacture of pharmaceuticals, medicinal chemical and botanical products	S	S	S	S
C221	Manufacture of rubber products	S	S	S	S
C222	Manufacture of plastics products	22	503,795	435,323	68,472
C231	Manufacture of glass and glass products	3	25,360	20,288	5,072
C239	Manufacture of non-metallic mineral products, n.e.c.	38	311,347	275,130	36,216
C241	Manufacture of basic iron and steel	10	289,433	269,609	19,824
C243	Casting of metals	3	13,907	13,907	-
C251	Manufacture of structural metal products, tanks, reservoirs and steam generators	26	442,722	435,656	7,066
C259	Manufacture of other fabricated metal products; metal working service activities	17	519,010	475,429	43,581
C264	Manufacture of consumer electronics	S	S	S	S
C271	Manufacture of electric motors, generators, transformers and electricity distribution and control apparatus	S	S	S	S
C281	Manufacture of general purpose machinery	S	S	S	S
C282	Manufacture of special purpose machinery	S	S	S	S
C291	Manufacture of motor vehicles	3	97,349	97,349	-
C293	Manufacture of parts and accessories for motor vehicles	3	70,159	63,143	7,016
C310	Manufacture of furniture	39	946,074	710,983	235,091
C321	Manufacture of jewelry, bijouterie and related articles	S	S	S	S
C324	Manufacture of games and toys	S	S	S	S
C329	Other manufacturing, n.e.c.	S	S	S	S
C331	Repair of fabricated metal products, machinery and equipment	49	996,791	971,631	25,160
XI – Davao Region		1,478	49,643,411	37,229,788	12,413,623
C101	Processing and preserving of meat	13	3,106,543	1,736,638	1,369,905
C102	Processing and preserving of fish, crustaceans and mollusks	5	36,216	36,216	-
C103	Processing and preserving of fruits and vegetables	13	1,128,656	437,287	691,369
C104	Manufacture of vegetable and animal oils and fats	17	3,655,220	2,709,318	945,902
C105	Manufacture of dairy products	5	63,653	38,334	25,319
C106	Manufacture of grain mill products, starches and starch products	131	1,279,978	1,185,130	94,848
C107	Manufacture of other food products	430	13,996,479	9,209,193	4,787,286
C108	Manufacture of prepared animal feeds	7	1,545,922	1,391,822	154,099
C110	Manufacture of beverages	270	3,021,090	2,659,518	361,572
C120	Manufacture of tobacco products	S	S	S	S
C139	Manufacture of other textiles	19	472,953	399,953	73,000

Table 2.2 Number of Establishments and Total Hours Worked by Production Workers by Sex for Manufacturing Establishments by Region and Industry Group: Philippines, 2018

(Details may not add-up to total due to rounding and/or statistical disclosure control.)

Continued

2009 PSIC Code	Region / Industry Description	Number of Establishments	Total Hours Worked by Production Workers as of 15 November 2018		
			Directly-hired		
			Total	Male	Female
		(1)	(2)	(3)	(4)
C141	Manufacture of wearing apparel, except fur apparel	23	369,349	161,862	207,487
C142	Custom tailoring and dressmaking	41	914,373	449,644	464,728
C152	Manufacture of footwear	5	127,101	108,268	18,832
C161	Sawmilling and planing of wood	3	125,520	85,392	40,128
C162	Manufacture of products of wood, cork, straw and plaiting materials	31	1,851,376	1,529,675	321,701
C170	Manufacture of paper and paper products	15	1,189,619	1,002,326	187,292
C181	Printing and service activities related to printing	123	1,953,057	1,673,168	279,889
C192	Manufacture of refined petroleum products	S	S	S	S
C201	Manufacture of basic chemicals	22	568,963	457,343	111,620
C202	Manufacture of other chemical products, n.e.c.	8	458,939	438,943	19,996
C210	Manufacture of pharmaceuticals, medicinal chemical and botanical products	8	115,190	96,840	18,349
C221	Manufacture of rubber products	4	95,073	87,540	7,533
C222	Manufacture of plastics products	42	5,511,088	4,563,606	947,482
C231	Manufacture of glass and glass products	4	170,147	155,112	15,036
C239	Manufacture of non-metallic mineral products, n.e.c.	46	2,115,666	1,651,410	464,256
C241	Manufacture of basic iron and steel	11	1,094,482	950,962	143,520
C242	Manufacture of basic precious and other non-ferrous metals	3	177,600	165,120	12,480
C243	Casting of metals	S	S	S	S
C251	Manufacture of structural metal products, tanks, reservoirs and steam generators	15	363,223	316,951	46,272
C252	Manufacture of weapons and ammunition	S	S	S	S
C259	Manufacture of other fabricated metal products; metal working service activities	10	163,177	136,953	26,224
C265	Manufacture of measuring, testing, navigating and control equipment; watches and clocks	S	S	S	S
C271	Manufacture of electric motors, generators, transformers and electricity distribution and control apparatus	S	S	S	S
C275	Manufacture of domestic appliances	3	52,734	52,734	-
C281	Manufacture of general purpose machinery	4	41,307	27,304	14,004
C282	Manufacture of special purpose machinery	26	371,611	349,147	22,464
C291	Manufacture of motor vehicles	S	S	S	S
C293	Manufacture of parts and accessories for motor vehicles	3	28,458	14,229	14,229
C301	Building of ships and boats	S	S	S	S
C310	Manufacture of furniture	48	1,168,553	928,140	240,413
C321	Manufacture of jewelry, bijouterie and related articles	5	91,830	57,394	34,436
C329	Other manufacturing, n.e.c.	11	275,728	202,685	73,043

Table 2.2 Number of Establishments and Total Hours Worked by Production Workers by Sex for Manufacturing Establishments by Region and Industry Group: Philippines, 2018*(Details may not add-up to total due to rounding and/or statistical disclosure control.)**Continued*

2009 PSIC Code	Region / Industry Description	Number of Establishments	Total Hours Worked by Production Workers as of 15 November 2018		
			Directly-hired		
			Total	Male	Female
		(1)	(2)	(3)	(4)
C331	Repair of fabricated metal products, machinery and equipment	44	1,147,539	1,094,681	52,858
	XII – SOCCSKSARGEN	1,220	21,022,604	15,420,348	5,602,256
C101	Processing and preserving of meat	6	918,533	556,793	361,740
C102	Processing and preserving of fish, crustaceans and mollusks	24	3,274,791	1,588,170	1,686,621
C103	Processing and preserving of fruits and vegetables	S	S	S	S
C104	Manufacture of vegetable and animal oils and fats	7	716,573	516,035	200,538
C105	Manufacture of dairy products	3	53,143	42,583	10,560
C106	Manufacture of grain mill products, starches and starch products	180	1,289,006	1,216,069	72,937
C107	Manufacture of other food products	390	4,765,915	3,549,926	1,215,990
C108	Manufacture of prepared animal feeds	3	79,020	79,020	-
C110	Manufacture of beverages	250	1,591,388	1,044,668	546,720
C131	Spinning, weaving and finishing of textiles	6	-	-	-
C139	Manufacture of other textiles	3	133,632	116,544	17,088
C141	Manufacture of wearing apparel, except fur apparel	13	176,336	107,449	68,887
C142	Custom tailoring and dressmaking	51	541,540	190,580	350,960
C161	Sawmilling and planing of wood	7	127,116	102,156	24,960
C162	Manufacture of products of wood, cork, straw and plaiting materials	8	437,076	275,005	162,071
C170	Manufacture of paper and paper products	4	87,403	54,626	32,777
C181	Printing and service activities related to printing	107	1,097,936	811,227	286,709
C192	Manufacture of refined petroleum products	S	S	S	S
C201	Manufacture of basic chemicals	10	62,441	51,141	11,301
C202	Manufacture of other chemical products, n.e.c.	S	S	S	S
C221	Manufacture of rubber products	S	S	S	S
C222	Manufacture of plastics products	S	S	S	S
C231	Manufacture of glass and glass products	S	S	S	S
C239	Manufacture of non-metallic mineral products, n.e.c.	32	478,652	478,652	-
C241	Manufacture of basic iron and steel	12	231,915	231,915	-
C243	Casting of metals	S	S	S	S
C251	Manufacture of structural metal products, tanks, reservoirs and steam generators	13	333,569	304,746	28,824
C259	Manufacture of other fabricated metal products; metal working service activities	42	1,019,499	707,345	312,154
C301	Building of ships and boats	S	S	S	S
C310	Manufacture of furniture	10	1,153,073	1,133,018	20,056
C323	Manufacture of sports goods	S	S	S	S
C331	Repair of fabricated metal products, machinery and equipment	29	1,750,114	1,702,894	47,220

Table 2.2 Number of Establishments and Total Hours Worked by Production Workers by Sex for Manufacturing Establishments by Region and Industry Group: Philippines, 2018

(Details may not add-up to total due to rounding and/or statistical disclosure control.)

Continued

2009 PSIC Code	Region / Industry Description	Number of Establishments	Total Hours Worked by Production Workers as of 15 November 2018		
			Directly-hired		
			Total	Male	Female
		(1)	(2)	(3)	(4)
	XIII – Caraga	1,050	17,858,017	14,353,987	3,504,030
C101	Processing and preserving of meat	9	382,279	382,279	-
C102	Processing and preserving of fish, crustaceans and mollusks	S	S	S	S
C103	Processing and preserving of fruits and vegetables	S	S	S	S
C104	Manufacture of vegetable and animal oils and fats	5	579,869	517,889	61,980
C106	Manufacture of grain mill products, starches and starch products	46	136,670	122,573	14,096
C107	Manufacture of other food products	498	8,348,096	6,830,931	1,517,165
C108	Manufacture of prepared animal feeds	4	-	-	-
C110	Manufacture of beverages	167	206,186	103,093	103,093
C139	Manufacture of other textiles	3	21,600	21,600	-
C141	Manufacture of wearing apparel, except fur apparel	3	-	-	-
C142	Custom tailoring and dressmaking	22	299,642	164,045	135,597
C161	Sawmilling and planing of wood	7	304,084	216,532	87,552
C162	Manufacture of products of wood, cork, straw and plaiting materials	10	3,909,759	3,146,576	763,183
C181	Printing and service activities related to printing	86	930,983	640,646	290,337
C201	Manufacture of basic chemicals	S	S	S	S
C202	Manufacture of other chemical products, n.e.c.	13	697,780	502,566	195,214
C231	Manufacture of glass and glass products	S	S	S	S
C239	Manufacture of non-metallic mineral products, n.e.c.	35	161,513	161,513	-
C241	Manufacture of basic iron and steel	3	34,596	34,596	-
C242	Manufacture of basic precious and other non-ferrous metals	S	S	S	S
C259	Manufacture of other fabricated metal products; metal working service activities	32	257,240	226,550	30,690
C275	Manufacture of domestic appliances	3	-	-	-
C301	Building of ships and boats	S	S	S	S
C309	Manufacture of transport equipment, n.e.c.	7	29,745	29,745	-
C310	Manufacture of furniture	29	208,478	144,373	64,106
C321	Manufacture of jewelry, bijouterie and related articles	9	-	-	-
C324	Manufacture of games and toys	3	-	-	-
C329	Other manufacturing, n.e.c.	12	120,176	115,184	4,992
C331	Repair of fabricated metal products, machinery and equipment	34	171,851	171,851	-
	Autonomous Region in Muslim Mindanao	343	3,667,093	3,232,908	434,185
C104	Manufacture of vegetable and animal oils and fats	S	S	S	S

Table 2.2 Number of Establishments and Total Hours Worked by Production Workers by Sex for Manufacturing Establishments by Region and Industry Group: Philippines, 2018

(Details may not add-up to total due to rounding and/or statistical disclosure control.)

Continued

2009 PSIC Code	Region / Industry Description	Number of Establishments	Total Hours Worked by Production Workers as of 15 November 2018		
			Directly-hired		
			Total	Male	Female
		(1)	(2)	(3)	(4)
C106	Manufacture of grain mill products, starches and starch products	46	1,129,612	1,129,612	-
C107	Manufacture of other food products	83	577,434	313,356	264,078
C108	Manufacture of prepared animal feeds	3	52,125	39,094	13,031
C110	Manufacture of beverages	124	1,038,859	1,038,859	-
C142	Custom tailoring and dressmaking	22	191,640	47,129	144,511
C181	Printing and service activities related to printing	46	227,802	227,802	-
C221	Manufacture of rubber products	S	S	S	S
C239	Manufacture of non-metallic mineral products, n.e.c.	7	74,900	74,900	-
C251	Manufacture of structural metal products, tanks, reservoirs and steam generators	5	79,294	79,294	-
C310	Manufacture of furniture	5	98,243	98,158	85

Table 2.2 Number of Establishments and Total Hours Worked by Production Workers by Sex for Manufacturing Establishments by Region and Industry Group: Philippines, 2018*(Details may not add-up to total due to rounding and/or statistical disclosure control.)**Continued*

2009 PSIC Code	Region / Industry Description	Total Hours Worked by Production Workers as of 15 November 2018		
		Sub Contracts		
		Total	Male	Female
		(5)	(6)	(7)
	Philippines	941,443,991	547,952,868	393,491,120
C101	Processing and preserving of meat	23,411,970	13,626,822	9,785,148
C102	Processing and preserving of fish, crustaceans and mollusks	49,457,593	21,011,103	28,446,490
C103	Processing and preserving of fruits and vegetables	17,748,384	9,348,652	8,399,732
C104	Manufacture of vegetable and animal oils and fats	49,626,078	33,830,024	15,796,053
C105	Manufacture of dairy products	5,276,722	3,983,810	1,292,912
C106	Manufacture of grain mill products, starches and starch products	5,393,641	4,932,730	460,910
C107	Manufacture of other food products	248,469,741	206,172,040	42,297,698
C108	Manufacture of prepared animal feeds	12,593,835	11,743,529	850,306
C110	Manufacture of beverages	12,429,146	10,376,248	2,052,898
C120	Manufacture of tobacco products	-	-	-
C131	Spinning, weaving and finishing of textiles	4,194,783	3,284,186	910,597
C139	Manufacture of other textiles	7,798,171	4,670,223	3,127,948
C141	Manufacture of wearing apparel, except fur apparel	9,439,162	4,021,127	5,418,035
C142	Custom tailoring and dressmaking	429,688	110,727	318,961
C143	Manufacture of knitted and crocheted apparel	985,126	274,394	710,732
C151	Tanning and dressing of leather; manufacture of luggage and handbags	23,665,775	9,020,418	14,645,357
C152	Manufacture of footwear	4,643,988	2,157,839	2,486,149
C161	Sawmilling and 166lanning of wood	35,293	35,293	-
C162	Manufacture of products of wood, cork, straw and plaiting materials	4,566,356	3,679,724	886,632
C170	Manufacture of paper and paper products	11,325,642	9,203,263	2,122,379
C181	Printing and service activities related to printing	7,406,103	4,648,624	2,757,480
C182	Reproduction of recorded media	365,904	254,232	111,672
C192	Manufacture of refined petroleum products	19,008	10,560	8,448
C199	Manufacture of other fuel products	490,872	409,545	81,327
C201	Manufacture of basic chemicals	2,632,482	1,926,780	705,702
C202	Manufacture of other chemical products, n.e.c.	19,691,127	11,428,063	8,263,064
C203	Manufacture of man-made fibers	S	S	S
C210	Manufacture of pharmaceuticals, medicinal chemical and botanical products	6,560,695	4,460,214	2,100,482
C221	Manufacture of rubber products	10,202,986	6,500,434	3,702,552
C222	Manufacture of plastics products	41,778,989	20,014,578	21,764,411
C231	Manufacture of glass and glass products	3,538,908	3,200,106	338,802
C239	Manufacture of non-metallic mineral products, n.e.c.	13,726,600	11,942,497	1,784,103
C241	Manufacture of basic iron and steel	5,998,921	5,567,785	431,136
C242	Manufacture of basic precious and other non-ferrous metals	4,500,657	4,320,945	179,712

Table 2.2 Number of Establishments and Total Hours Worked by Production Workers by Sex for Manufacturing Establishments by Region and Industry Group: Philippines, 2018

(Details may not add-up to total due to rounding and/or statistical disclosure control.)

Continued

2009 PSIC Code	Region / Industry Description	Total Hours Worked by Production Workers as of 15 November 2018		
		Sub Contracts		
		Total	Male	Female
		(5)	(6)	(7)
C243	Casting of metals	5,242,276	2,985,314	2,256,961
C251	Manufacture of structural metal products, tanks, reservoirs and steam generators	4,375,237	4,141,440	233,797
C252	Manufacture of weapons and ammunition	202,539	159,238	43,301
C259	Manufacture of other fabricated metal products; metal working service activities	29,723,057	20,240,189	9,482,868
C261	Manufacture of electronic components	126,253,615	24,407,842	101,845,774
C262	Manufacture of computers and peripheral equipment and accessories	17,571,722	4,766,869	12,804,853
C263	Manufacture of communication equipment	821,184	199,680	621,504
C264	Manufacture of consumer electronics	4,426,524	1,326,640	3,099,884
C265	Manufacture of measuring, testing, navigating and control equipment; watches and clocks	379,810	281,842	97,968
C267	Manufacture of optical instruments and photographic equipment	8,154,944	2,584,548	5,570,397
C271	Manufacture of electric motors, generators, transformers and electricity distribution and control apparatus	3,188,254	1,529,295	1,658,959
C272	Manufacture of batteries and accumulators	201,751	89,797	111,954
C273	Manufacture of wiring and wiring devices	11,661,838	4,544,473	7,117,366
C274	Manufacture of electric lighting equipment	1,709,942	467,376	1,242,566
C275	Manufacture of domestic appliances	1,030,992	907,840	123,152
C279	Manufacture of other electrical equipment	2,135,745	996,149	1,139,596
C281	Manufacture of general purpose machinery	36,261,379	15,390,891	20,870,488
C282	Manufacture of special purpose machinery	6,671,537	3,020,059	3,651,479
C291	Manufacture of motor vehicles	2,385,314	1,069,834	1,315,480
C292	Manufacture of bodies (coachwork) for motor vehicles; manufacture of trailers and semi-trailers	293,107	245,548	47,559
C293	Manufacture of parts and accessories for motor vehicles	28,730,118	9,084,080	19,646,038
C301	Building of ships and boats	4,137,356	3,861,983	275,373
C302	Manufacture of railway locomotive and rolling stock	S	S	S
C303	Manufacture of air and spacecraft and related machinery	-	-	-
C309	Manufacture of transport equipment, n.e.c.	6,114,952	4,679,568	1,435,384
C310	Manufacture of furniture	7,284,919	5,860,179	1,424,739
C321	Manufacture of jewelry, bijouterie and related articles	1,525,477	167,346	1,358,131
C322	Manufacture of musical instruments	-	-	-
C323	Manufacture of sports goods	1,875,072	473,856	1,401,216
C324	Manufacture of games and toys	3,418,372	1,251,118	2,167,254
C325	Manufacture of medical and dental instruments and supplies	11,644,176	2,187,214	9,456,962
C329	Other manufacturing, n.e.c.	1,320,203	871,754	448,449

Table 2.2 Number of Establishments and Total Hours Worked by Production Workers by Sex for Manufacturing Establishments by Region and Industry Group: Philippines, 2018

(Details may not add-up to total due to rounding and/or statistical disclosure control.)

Continued

2009 PSIC Code	Region / Industry Description	Total Hours Worked by Production Workers as of 15 November 2018		
		Sub Contracts		
		Total	Male	Female
		(5)	(6)	(7)
C331	Repair of fabricated metal products, machinery and equipment	4,298,233	3,994,391	303,841
C332	Installation of industrial machinery and equipment	-	-	-
	National Capital Region	289,372,813	243,278,555	46,094,258
C101	Processing and preserving of meat	3,345,564	1,904,449	1,441,115
C102	Processing and preserving of fish, crustaceans and mollusks	1,243,760	597,263	646,497
C103	Processing and preserving of fruits and vegetables	1,297,536	828,288	469,248
C104	Manufacture of vegetable and animal oils and fats	19,897,363	15,072,710	4,824,653
C105	Manufacture of dairy products	594,878	318,398	276,480
C106	Manufacture of grain mill products, starches and starch products	2,243,961	1,850,294	393,667
C107	Manufacture of other food products	199,607,922	176,311,128	23,296,794
C108	Manufacture of prepared animal feeds	2,720,297	2,191,145	529,152
C110	Manufacture of beverages	3,578,857	2,962,972	615,884
C120	Manufacture of tobacco products	-	-	-
C131	Spinning, weaving and finishing of textiles	282,025	183,711	98,314
C139	Manufacture of other textiles	2,504,130	1,573,407	930,723
C141	Manufacture of wearing apparel, except fur apparel	3,376,244	1,578,425	1,797,819
C142	Custom tailoring and dressmaking	169,201	26,076	143,126
C143	Manufacture of knitted and crocheted apparel	333,318	100,314	233,004
C151	Tanning and dressing of leather; manufacture of luggage and handbags	988,505	363,731	624,774
C152	Manufacture of footwear	761,084	506,462	254,622
C161	Sawmilling and planing of wood	2,496	2,496	-
C162	Manufacture of products of wood, cork, straw and plaiting materials	118,144	107,328	10,816
C170	Manufacture of paper and paper products	3,400,856	2,821,275	579,581
C181	Printing and service activities related to printing	5,116,433	3,210,918	1,905,515
C192	Manufacture of refined petroleum products	19,008	10,560	8,448
C199	Manufacture of other fuel products	S	S	S
C201	Manufacture of basic chemicals	103,103	85,631	17,472
C202	Manufacture of other chemical products, n.e.c.	6,197,370	4,472,016	1,725,354
C203	Manufacture of man-made fibers	S	S	S
C210	Manufacture of pharmaceuticals, medicinal chemical and botanical products	527,864	493,268	34,596
C221	Manufacture of rubber products	3,056,964	3,044,970	11,994
C222	Manufacture of plastics products	7,814,725	5,531,582	2,283,143
C231	Manufacture of glass and glass products	598,140	553,730	44,410
C239	Manufacture of non-metallic mineral products, n.e.c.	463,106	419,164	43,942

Table 2.2 Number of Establishments and Total Hours Worked by Production Workers by Sex for Manufacturing Establishments by Region and Industry Group: Philippines, 2018

(Details may not add-up to total due to rounding and/or statistical disclosure control.)

Continued

2009 PSIC Code	Region / Industry Description	Total Hours Worked by Production Workers as of 15 November 2018		
		Sub Contracts		
		Total	Male	Female
		(5)	(6)	(7)
C241	Manufacture of basic iron and steel	1,508,957	1,508,957	-
C242	Manufacture of basic precious and other non-ferrous metals	12,480	12,480	-
C243	Casting of metals	53,060	53,060	-
C251	Manufacture of structural metal products, tanks, reservoirs and steam generators	1,952,224	1,850,545	101,678
C252	Manufacture of weapons and ammunition	202,539	159,238	43,301
C259	Manufacture of other fabricated metal products; metal working service activities	7,573,517	7,142,828	430,688
C261	Manufacture of electronic components	1,205,568	22,464	1,183,104
C262	Manufacture of computers and peripheral equipment and accessories	S	S	S
C264	Manufacture of consumer electronics	251,098	150,659	100,439
C265	Manufacture of measuring, testing, navigating and control equipment; watches and clocks	-	-	-
C267	Manufacture of optical instruments and photographic equipment	S	S	S
C271	Manufacture of electric motors, generators, transformers and electricity distribution and control apparatus	26,884	25,369	1,515
C272	Manufacture of batteries and accumulators	S	S	S
C273	Manufacture of wiring and wiring devices	1,094,309	951,891	142,418
C274	Manufacture of electric lighting equipment	59,664	54,672	4,992
C275	Manufacture of domestic appliances	149,760	112,320	37,440
C279	Manufacture of other electrical equipment	82,368	52,416	29,952
C281	Manufacture of general purpose machinery	529,154	529,154	-
C282	Manufacture of special purpose machinery	708,848	640,208	68,640
C291	Manufacture of motor vehicles	37,785	30,228	7,557
C292	Manufacture of bodies (coachwork) for motor vehicles; manufacture of trailers and semi-trailers	-	-	-
C293	Manufacture of parts and accessories for motor vehicles	36,992	16,184	20,808
C301	Building of ships and boats	-	-	-
C303	Manufacture of air and spacecraft and related machinery	S	S	S
C309	Manufacture of transport equipment, n.e.c.	145,836	143,340	2,496
C310	Manufacture of furniture	1,352,036	1,278,234	73,801
C321	Manufacture of jewelry, bijouterie and related articles	57,402	43,920	13,482
C322	Manufacture of musical instruments	S	S	S
C323	Manufacture of sports goods	494,208	344,448	149,760
C324	Manufacture of games and toys	358,910	106,734	252,176
C325	Manufacture of medical and dental instruments and supplies	-	-	-
C329	Other manufacturing, n.e.c.	313,843	159,939	153,904

Table 2.2 Number of Establishments and Total Hours Worked by Production Workers by Sex for Manufacturing Establishments by Region and Industry Group: Philippines, 2018

(Details may not add-up to total due to rounding and/or statistical disclosure control.)

Continued

2009 PSIC Code	Region / Industry Description	Total Hours Worked by Production Workers as of 15 November 2018		
		Sub Contracts		
		Total	Male	Female
		(5)	(6)	(7)
C331	Repair of fabricated metal products, machinery and equipment	715,583	690,238	25,346
C332	Installation of industrial machinery and equipment	-	-	-
	Cordillera Administrative Region	395,494	353,841	41,652
C101	Processing and preserving of meat	-	-	-
C102	Processing and preserving of fish, crustaceans and mollusks	-	-	-
C103	Processing and preserving of fruits and vegetables	22,464	19,968	2,496
C105	Manufacture of dairy products	S	S	S
C106	Manufacture of grain mill products, starches and starch products	-	-	-
C107	Manufacture of other food products	-	-	-
C110	Manufacture of beverages	-	-	-
C131	Spinning, weaving and finishing of textiles	6,760	-	6,760
C139	Manufacture of other textiles	-	-	-
C141	Manufacture of wearing apparel, except fur apparel	S	S	S
C142	Custom tailoring and dressmaking	-	-	-
C162	Manufacture of products of wood, cork, straw and plaiting materials	29,295	5,859	23,436
C181	Printing and service activities related to printing	-	-	-
C201	Manufacture of basic chemicals	-	-	-
C221	Manufacture of rubber products	-	-	-
C222	Manufacture of plastics products	S	S	S
C231	Manufacture of glass and glass products	S	S	S
C239	Manufacture of non-metallic mineral products, n.e.c.	321,550	321,550	-
C241	Manufacture of basic iron and steel	-	-	-
C251	Manufacture of structural metal products, tanks, reservoirs and steam generators	-	-	-
C259	Manufacture of other fabricated metal products; metal working service activities	-	-	-
C261	Manufacture of electronic components	S	S	S
C303	Manufacture of air and spacecraft and related machinery	S	S	S
C310	Manufacture of furniture	4,224	4,224	-
C321	Manufacture of jewelry, bijouterie and related articles	S	S	S
	I – Ilocos Region	2,486,510	1,286,644	1,199,866
C101	Processing and preserving of meat	1,572,480	561,600	1,010,880
C102	Processing and preserving of fish, crustaceans and mollusks	-	-	-
C103	Processing and preserving of fruits and vegetables	14,224	13,824	400

Table 2.2 Number of Establishments and Total Hours Worked by Production Workers by Sex for Manufacturing Establishments by Region and Industry Group: Philippines, 2018*(Details may not add-up to total due to rounding and/or statistical disclosure control.)**Continued*

2009 PSIC Code	Region / Industry Description	Total Hours Worked by Production Workers as of 15 November 2018		
		Sub Contracts		
		Total	Male	Female
		(5)	(6)	(7)
C105	Manufacture of dairy products	S	S	S
C106	Manufacture of grain mill products, starches and starch products	19,043	19,043	-
C107	Manufacture of other food products	493,028	383,378	109,650
C108	Manufacture of prepared animal feeds	-	-	-
C110	Manufacture of beverages	-	-	-
C120	Manufacture of tobacco products	S	S	S
C131	Spinning, weaving and finishing of textiles	-	-	-
C141	Manufacture of wearing apparel, except fur apparel	-	-	-
C142	Custom tailoring and dressmaking	-	-	-
C152	Manufacture of footwear	-	-	-
C162	Manufacture of products of wood, cork, straw and plaiting materials	-	-	-
C170	Manufacture of paper and paper products	-	-	-
C181	Printing and service activities related to printing	17,523	17,523	-
C201	Manufacture of basic chemicals	-	-	-
C210	Manufacture of pharmaceuticals, medicinal chemical and botanical products	S	S	S
C221	Manufacture of rubber products	-	-	-
C231	Manufacture of glass and glass products	-	-	-
C239	Manufacture of non-metallic mineral products, n.e.c.	356,928	277,992	78,936
C241	Manufacture of basic iron and steel	-	-	-
C251	Manufacture of structural metal products, tanks, reservoirs and steam generators	-	-	-
C259	Manufacture of other fabricated metal products; metal working service activities	-	-	-
C273	Manufacture of wiring and wiring devices	S	S	S
C282	Manufacture of special purpose machinery	S	S	S
C292	Manufacture of bodies (coachwork) for motor vehicles; manufacture of trailers and semi-trailers	-	-	-
C293	Manufacture of parts and accessories for motor vehicles	-	-	-
C309	Manufacture of transport equipment, n.e.c.	-	-	-
C321	Manufacture of jewelry, bijouterie and related articles	S	S	S
C324	Manufacture of games and toys	S	S	S
C329	Other manufacturing, n.e.c.	-	-	-
C331	Repair of fabricated metal products, machinery and equipment	13,284	13,284	-
II – Cagayan Valley		1,722,088	1,030,518	691,569
C101	Processing and preserving of meat	863,616	459,264	404,352
C102	Processing and preserving of fish, crustaceans and mollusks	-	-	-

Table 2.2 Number of Establishments and Total Hours Worked by Production Workers by Sex for Manufacturing Establishments by Region and Industry Group: Philippines, 2018

(Details may not add-up to total due to rounding and/or statistical disclosure control.)

Continued

2009 PSIC Code	Region / Industry Description	Total Hours Worked by Production Workers as of 15 November 2018		
		Sub Contracts		
		Total	Male	Female
		(5)	(6)	(7)
C103	Processing and preserving of fruits and vegetables	16,151	8,161	7,991
C104	Manufacture of vegetable and animal oils and fats	S	S	S
C105	Manufacture of dairy products	-	-	-
C106	Manufacture of grain mill products, starches and starch products	-	-	-
C107	Manufacture of other food products	282,996	140,009	142,988
C108	Manufacture of prepared animal feeds	62,112	7,200	54,912
C110	Manufacture of beverages	-	-	-
C120	Manufacture of tobacco products	-	-	-
C131	Spinning, weaving and finishing of textiles	-	-	-
C139	Manufacture of other textiles	-	-	-
C142	Custom tailoring and dressmaking	-	-	-
C151	Tanning and dressing of leather; manufacture of luggage and handbags	-	-	-
C162	Manufacture of products of wood, cork, straw and plaiting materials	-	-	-
C181	Printing and service activities related to printing	-	-	-
C182	Reproduction of recorded media	-	-	-
C199	Manufacture of other fuel products	S	S	S
C201	Manufacture of basic chemicals	S	S	S
C222	Manufacture of plastics products	-	-	-
C239	Manufacture of non-metallic mineral products, n.e.c.	-	-	-
C241	Manufacture of basic iron and steel	-	-	-
C251	Manufacture of structural metal products, tanks, reservoirs and steam generators	-	-	-
C252	Manufacture of weapons and ammunition	S	S	S
C259	Manufacture of other fabricated metal products; metal working service activities	-	-	-
C279	Manufacture of other electrical equipment	-	-	-
C282	Manufacture of special purpose machinery	-	-	-
C310	Manufacture of furniture	18,820	18,820	-
C321	Manufacture of jewelry, bijouterie and related articles	-	-	-
C329	Other manufacturing, n.e.c.	S	S	S
C331	Repair of fabricated metal products, machinery and equipment	-	-	-
III – Central Luzon		95,913,753	50,689,195	45,224,558
C101	Processing and preserving of meat	4,317,439	2,439,129	1,878,311
C102	Processing and preserving of fish, crustaceans and mollusks	364,016	328,234	35,781
C103	Processing and preserving of fruits and vegetables	716,640	471,246	245,394
C104	Manufacture of vegetable and animal oils and fats	46,623	42,770	3,853

Table 2.2 Number of Establishments and Total Hours Worked by Production Workers by Sex for Manufacturing Establishments by Region and Industry Group: Philippines, 2018*(Details may not add-up to total due to rounding and/or statistical disclosure control.)**Continued*

2009 PSIC Code	Region / Industry Description	Total Hours Worked by Production Workers as of 15 November 2018		
		Sub Contracts		
		Total	Male	Female
		(5)	(6)	(7)
C105	Manufacture of dairy products	543,313	340,439	202,874
C106	Manufacture of grain mill products, starches and starch products	745,197	745,197	-
C107	Manufacture of other food products	11,796,944	6,102,056	5,694,889
C108	Manufacture of prepared animal feeds	4,112,519	4,019,695	92,824
C110	Manufacture of beverages	2,258,512	1,836,888	421,623
C120	Manufacture of tobacco products	S	S	S
C131	Spinning, weaving and finishing of textiles	1,475,136	1,355,328	119,808
C139	Manufacture of other textiles	4,512,130	2,469,841	2,042,289
C141	Manufacture of wearing apparel, except fur apparel	3,313,330	1,522,871	1,790,459
C142	Custom tailoring and dressmaking	81,678	20,419	61,258
C143	Manufacture of knitted and crocheted apparel	554,112	142,272	411,840
C151	Tanning and dressing of leather; manufacture of luggage and handbags	2,897,221	1,357,613	1,539,608
C152	Manufacture of footwear	189,904	109,976	79,928
C161	Sawmilling and planing of wood	S	S	S
C162	Manufacture of products of wood, cork, straw and plaiting materials	169,728	79,872	89,856
C170	Manufacture of paper and paper products	1,063,111	885,206	177,905
C181	Printing and service activities related to printing	321,962	204,308	117,654
C192	Manufacture of refined petroleum products	-	-	-
C201	Manufacture of basic chemicals	323,231	234,335	88,896
C202	Manufacture of other chemical products, n.e.c.	1,358,971	627,268	731,703
C210	Manufacture of pharmaceuticals, medicinal chemical and botanical products	2,135,982	1,297,569	838,413
C221	Manufacture of rubber products	1,023,360	1,008,384	14,976
C222	Manufacture of plastics products	8,502,061	2,602,589	5,899,472
C231	Manufacture of glass and glass products	2,591,328	2,341,864	249,464
C239	Manufacture of non-metallic mineral products, n.e.c.	6,670,549	5,962,644	707,904
C241	Manufacture of basic iron and steel	2,193,198	1,923,054	270,144
C242	Manufacture of basic precious and other non-ferrous metals	-	-	-
C243	Casting of metals	94,848	94,848	-
C251	Manufacture of structural metal products, tanks, reservoirs and steam generators	300,629	190,205	110,423
C259	Manufacture of other fabricated metal products; metal working service activities	1,988,551	1,370,485	618,066
C261	Manufacture of electronic components	15,242,026	2,547,744	12,694,282
C262	Manufacture of computers and peripheral equipment and accessories	8,898,264	2,990,976	5,907,288
C263	Manufacture of communication equipment	S	S	S
C264	Manufacture of consumer electronics	136,344	65,208	71,136
C265	Manufacture of measuring, testing, navigating and control equipment; watches and clocks	78,624	24,960	53,664

Table 2.2 Number of Establishments and Total Hours Worked by Production Workers by Sex for Manufacturing Establishments by Region and Industry Group: Philippines, 2018

(Details may not add-up to total due to rounding and/or statistical disclosure control.)

Continued

2009 PSIC Code	Region / Industry Description	Total Hours Worked by Production Workers as of 15 November 2018		
		Sub Contracts		
		Total	Male	Female
		(5)	(6)	(7)
C271	Manufacture of electric motors, generators, transformers and electricity distribution and control apparatus	-	-	-
C272	Manufacture of batteries and accumulators	S	S	S
C273	Manufacture of wiring and wiring devices	740,980	717,232	23,748
C274	Manufacture of electric lighting equipment	-	-	-
C275	Manufacture of domestic appliances	124,800	99,840	24,960
C279	Manufacture of other electrical equipment	92,352	57,408	34,944
C281	Manufacture of general purpose machinery	204,184	95,952	108,232
C282	Manufacture of special purpose machinery	36,000	4,800	31,200
C291	Manufacture of motor vehicles	136,704	136,704	-
C292	Manufacture of bodies (coachwork) for motor vehicles; manufacture of trailers and semi-trailers	S	S	S
C293	Manufacture of parts and accessories for motor vehicles	-	-	-
C301	Building of ships and boats	S	S	S
C303	Manufacture of air and spacecraft and related machinery	-	-	-
C309	Manufacture of transport equipment, n.e.c.	87,884	87,884	-
C310	Manufacture of furniture	770,664	549,740	220,924
C321	Manufacture of jewelry, bijouterie and related articles	-	-	-
C322	Manufacture of musical instruments	S	S	S
C323	Manufacture of sports goods	-	-	-
C324	Manufacture of games and toys	334,784	103,342	231,442
C325	Manufacture of medical and dental instruments and supplies	1,623,958	342,461	1,281,497
C329	Other manufacturing, n.e.c.	157,248	157,248	-
C331	Repair of fabricated metal products, machinery and equipment	586,714	581,088	5,626
C332	Installation of industrial machinery and equipment	S	S	S
IVA – CALABARZON		364,267,007	156,018,798	208,248,209
C101	Processing and preserving of meat	9,091,675	5,722,152	3,369,523
C102	Processing and preserving of fish, crustaceans and mollusks	3,226,708	2,469,380	757,328
C103	Processing and preserving of fruits and vegetables	5,477,420	2,834,658	2,642,762
C104	Manufacture of vegetable and animal oils and fats	8,453,494	5,092,321	3,361,174
C105	Manufacture of dairy products	4,138,531	3,324,973	813,558
C106	Manufacture of grain mill products, starches and starch products	455,009	432,665	22,344
C107	Manufacture of other food products	20,421,920	12,927,667	7,494,254

Table 2.2 Number of Establishments and Total Hours Worked by Production Workers by Sex for Manufacturing Establishments by Region and Industry Group: Philippines, 2018

(Details may not add-up to total due to rounding and/or statistical disclosure control.)

Continued

2009 PSIC Code	Region / Industry Description	Total Hours Worked by Production Workers as of 15 November 2018		
		Sub Contracts		
		Total	Male	Female
		(5)	(6)	(7)
C108	Manufacture of prepared animal feeds	424,822	404,950	19,872
C110	Manufacture of beverages	1,099,557	795,710	303,847
C120	Manufacture of tobacco products	-	-	-
C131	Spinning, weaving and finishing of textiles	2,171,953	1,745,147	426,806
C139	Manufacture of other textiles	311,028	311,028	-
C141	Manufacture of wearing apparel, except fur apparel	2,407,848	878,024	1,529,824
C142	Custom tailoring and dressmaking	28,329	3,541	24,788
C143	Manufacture of knitted and crocheted apparel	97,696	31,808	65,888
C151	Tanning and dressing of leather; manufacture of luggage and handbags	19,643,921	7,239,887	12,404,034
C152	Manufacture of footwear	3,102,488	1,346,504	1,755,983
C161	Sawmilling and planing of wood	S	S	S
C162	Manufacture of products of wood, cork, straw and plaiting materials	1,190,296	1,088,034	102,262
C170	Manufacture of paper and paper products	4,794,505	3,670,080	1,124,425
C181	Printing and service activities related to printing	1,517,051	933,834	583,217
C182	Reproduction of recorded media	S	S	S
C192	Manufacture of refined petroleum products	S	S	S
C199	Manufacture of other fuel products	S	S	S
C201	Manufacture of basic chemicals	1,401,817	815,201	586,616
C202	Manufacture of other chemical products, n.e.c.	11,447,555	5,811,548	5,636,007
C210	Manufacture of pharmaceuticals, medicinal chemical and botanical products	3,786,593	2,609,616	1,176,977
C221	Manufacture of rubber products	5,613,792	2,046,293	3,567,499
C222	Manufacture of plastics products	22,289,782	9,983,442	12,306,340
C231	Manufacture of glass and glass products	187,200	174,720	12,480
C239	Manufacture of non-metallic mineral products, n.e.c.	4,373,294	3,589,550	783,744
C241	Manufacture of basic iron and steel	691,702	674,230	17,472
C242	Manufacture of basic precious and other non-ferrous metals	19,968	19,968	-
C243	Casting of metals	4,692,512	2,610,270	2,082,241
C251	Manufacture of structural metal products, tanks, reservoirs and steam generators	1,566,560	1,549,856	16,703
C252	Manufacture of weapons and ammunition	S	S	S
C259	Manufacture of other fabricated metal products; metal working service activities	16,193,547	10,409,253	5,784,294
C261	Manufacture of electronic components	78,540,881	18,032,219	60,508,663
C262	Manufacture of computers and peripheral equipment and accessories	8,673,458	1,775,893	6,897,565
C263	Manufacture of communication equipment	254,592	67,392	187,200
C264	Manufacture of consumer electronics	2,427,914	1,043,381	1,384,533
C265	Manufacture of measuring, testing, navigating and control equipment; watches and clocks	46,800	7,488	39,312

Table 2.2 Number of Establishments and Total Hours Worked by Production Workers by Sex for Manufacturing Establishments by Region and Industry Group: Philippines, 2018

(Details may not add-up to total due to rounding and/or statistical disclosure control.)

Continued

2009 PSIC Code	Region / Industry Description	Total Hours Worked by Production Workers as of 15 November 2018		
		Sub Contracts		
		Total	Male	Female
		(5)	(6)	(7)
C267	Manufacture of optical instruments and photographic equipment	4,913,497	1,230,083	3,683,415
C271	Manufacture of electric motors, generators, transformers and electricity distribution and control apparatus	3,160,330	1,503,926	1,656,404
C272	Manufacture of batteries and accumulators	S	S	S
C273	Manufacture of wiring and wiring devices	9,826,549	2,875,350	6,951,200
C274	Manufacture of electric lighting equipment	1,645,286	412,704	1,232,582
C275	Manufacture of domestic appliances	703,872	648,960	54,912
C279	Manufacture of other electrical equipment	1,961,025	886,325	1,074,700
C281	Manufacture of general purpose machinery	35,010,502	14,507,830	20,502,672
C282	Manufacture of special purpose machinery	5,658,599	2,257,229	3,401,369
C291	Manufacture of motor vehicles	1,874,459	576,916	1,297,543
C292	Manufacture of bodies (coachwork) for motor vehicles; manufacture of trailers and semi-trailers	293,107	245,548	47,559
C293	Manufacture of parts and accessories for motor vehicles	28,351,854	8,869,566	19,482,288
C301	Building of ships and boats	-	-	-
C302	Manufacture of railway locomotive and rolling stock	S	S	S
C303	Manufacture of air and spacecraft and related machinery	S	S	S
C309	Manufacture of transport equipment, n.e.c.	4,418,576	3,751,960	666,616
C310	Manufacture of furniture	2,041,081	1,604,913	436,168
C321	Manufacture of jewelry, bijouterie and related articles	110,176	75,120	35,056
C322	Manufacture of musical instruments	S	S	S
C323	Manufacture of sports goods	1,226,112	91,968	1,134,144
C324	Manufacture of games and toys	2,019,558	787,490	1,232,068
C325	Manufacture of medical and dental instruments and supplies	8,487,194	1,519,057	6,968,137
C329	Other manufacturing, n.e.c.	328,774	198,832	129,942
C331	Repair of fabricated metal products, machinery and equipment	1,481,037	1,223,144	257,893
C332	Installation of industrial machinery and equipment	S	S	S
	MIMAROPA	61,792	35,072	26,720
C101	Processing and preserving of meat	-	-	-
C102	Processing and preserving of fish, crustaceans and mollusks	S	S	S
C103	Processing and preserving of fruits and vegetables	S	S	S
C104	Manufacture of vegetable and animal oils and fats	-	-	-

Table 2.2 Number of Establishments and Total Hours Worked by Production Workers by Sex for Manufacturing Establishments by Region and Industry Group: Philippines, 2018*(Details may not add-up to total due to rounding and/or statistical disclosure control.)**Continued*

2009 PSIC Code	Region / Industry Description	Total Hours Worked by Production Workers as of 15 November 2018		
		Sub Contracts		
		Total	Male	Female
		(5)	(6)	(7)
C105	Manufacture of dairy products	-	-	-
C106	Manufacture of grain mill products, starches and starch products	4,492	4,492	-
C107	Manufacture of other food products	7,300	7,300	-
C110	Manufacture of beverages	-	-	-
C131	Spinning, weaving and finishing of textiles	-	-	-
C141	Manufacture of wearing apparel, except fur apparel	-	-	-
C142	Custom tailoring and dressmaking	-	-	-
C151	Tanning and dressing of leather; manufacture of luggage and handbags	-	-	-
C161	Sawmilling and planing of wood	-	-	-
C162	Manufacture of products of wood, cork, straw and plaiting materials	-	-	-
C181	Printing and service activities related to printing	38,480	15,600	22,880
C201	Manufacture of basic chemicals	-	-	-
C202	Manufacture of other chemical products, n.e.c.	S	S	S
C210	Manufacture of pharmaceuticals, medicinal chemical and botanical products	S	S	S
C222	Manufacture of plastics products	-	-	-
C239	Manufacture of non-metallic mineral products, n.e.c.	-	-	-
C241	Manufacture of basic iron and steel	-	-	-
C242	Manufacture of basic precious and other non-ferrous metals	S	S	S
C259	Manufacture of other fabricated metal products; metal working service activities	-	-	-
C282	Manufacture of special purpose machinery	S	S	S
C310	Manufacture of furniture	-	-	-
C331	Repair of fabricated metal products, machinery and equipment	-	-	-
V – Bicol Region		5,141,653	3,048,398	2,093,253
C101	Processing and preserving of meat	354,432	152,256	202,176
C102	Processing and preserving of fish, crustaceans and mollusks	36,791	14,716	22,075
C103	Processing and preserving of fruits and vegetables	-	-	-
C104	Manufacture of vegetable and animal oils and fats	3,460,520	1,984,190	1,476,330
C105	Manufacture of dairy products	-	-	-
C106	Manufacture of grain mill products, starches and starch products	105,280	105,280	-
C107	Manufacture of other food products	888,432	573,608	314,822
C108	Manufacture of prepared animal feeds	-	-	-
C110	Manufacture of beverages	-	-	-
C120	Manufacture of tobacco products	S	S	S

Table 2.2 Number of Establishments and Total Hours Worked by Production Workers by Sex for Manufacturing Establishments by Region and Industry Group: Philippines, 2018

(Details may not add-up to total due to rounding and/or statistical disclosure control.)

Continued

2009 PSIC Code	Region / Industry Description	Total Hours Worked by Production Workers as of 15 November 2018		
		Sub Contracts		
		Total	Male	Female
		(5)	(6)	(7)
C131	Spinning, weaving and finishing of textiles	-	-	-
C139	Manufacture of other textiles	110,527	109,616	911
C141	Manufacture of wearing apparel, except fur apparel	3,158	1,053	2,105
C142	Custom tailoring and dressmaking	-	-	-
C151	Tanning and dressing of leather; manufacture of luggage and handbags	-	-	-
C152	Manufacture of footwear	-	-	-
C162	Manufacture of products of wood, cork, straw and plaiting materials	25,125	17,250	7,875
C170	Manufacture of paper and paper products	500	500	-
C181	Printing and service activities related to printing	-	-	-
C201	Manufacture of basic chemicals	-	-	-
C210	Manufacture of pharmaceuticals, medicinal chemical and botanical products	-	-	-
C231	Manufacture of glass and glass products	S	S	S
C239	Manufacture of non-metallic mineral products, n.e.c.	-	-	-
C241	Manufacture of basic iron and steel	24,511	24,511	-
C242	Manufacture of basic precious and other non-ferrous metals	S	S	S
C251	Manufacture of structural metal products, tanks, reservoirs and steam generators	52,863	52,863	-
C259	Manufacture of other fabricated metal products; metal working service activities	-	-	-
C281	Manufacture of general purpose machinery	-	-	-
C282	Manufacture of special purpose machinery	-	-	-
C293	Manufacture of parts and accessories for motor vehicles	-	-	-
C310	Manufacture of furniture	-	-	-
C329	Other manufacturing, n.e.c.	79,514	12,555	66,959
C331	Repair of fabricated metal products, machinery and equipment	-	-	-
VI – Western Visayas		4,465,439	3,956,219	509,220
C101	Processing and preserving of meat	198,432	163,332	35,100
C102	Processing and preserving of fish, crustaceans and mollusks	111,008	66,760	44,248
C103	Processing and preserving of fruits and vegetables	S	S	S
C104	Manufacture of vegetable and animal oils and fats	37,665	31,387	6,277
C105	Manufacture of dairy products	-	-	-
C106	Manufacture of grain mill products, starches and starch products	-	-	-
C107	Manufacture of other food products	2,177,046	2,093,309	83,737
C108	Manufacture of prepared animal feeds	-	-	-

Table 2.2 Number of Establishments and Total Hours Worked by Production Workers by Sex for Manufacturing Establishments by Region and Industry Group: Philippines, 2018*(Details may not add-up to total due to rounding and/or statistical disclosure control.)**Continued*

2009 PSIC Code	Region / Industry Description	Total Hours Worked by Production Workers as of 15 November 2018		
		Sub Contracts		
		Total	Male	Female
		(5)	(6)	(7)
C110	Manufacture of beverages	830,614	753,294	77,320
C131	Spinning, weaving and finishing of textiles	93,743	-	93,743
C139	Manufacture of other textiles	-	-	-
C141	Manufacture of wearing apparel, except fur apparel	87,360	-	87,360
C142	Custom tailoring and dressmaking	-	-	-
C161	Sawmilling and planing of wood	-	-	-
C162	Manufacture of products of wood, cork, straw and plaiting materials	37,665	37,665	-
C181	Printing and service activities related to printing	167,861	96,411	71,451
C192	Manufacture of refined petroleum products	S	S	S
C201	Manufacture of basic chemicals	441,792	431,808	9,984
C202	Manufacture of other chemical products, n.e.c.	S	S	S
C210	Manufacture of pharmaceuticals, medicinal chemical and botanical products	-	-	-
C221	Manufacture of rubber products	-	-	-
C222	Manufacture of plastics products	-	-	-
C231	Manufacture of glass and glass products	-	-	-
C239	Manufacture of non-metallic mineral products, n.e.c.	16,228	16,228	-
C241	Manufacture of basic iron and steel	21,622	21,622	-
C243	Casting of metals	-	-	-
C251	Manufacture of structural metal products, tanks, reservoirs and steam generators	-	-	-
C259	Manufacture of other fabricated metal products; metal working service activities	-	-	-
C265	Manufacture of measuring, testing, navigating and control equipment; watches and clocks	S	S	S
C267	Manufacture of optical instruments and photographic equipment	S	S	S
C282	Manufacture of special purpose machinery	-	-	-
C293	Manufacture of parts and accessories for motor vehicles	-	-	-
C310	Manufacture of furniture	-	-	-
C321	Manufacture of jewelry, bijouterie and related articles	-	-	-
C329	Other manufacturing, n.e.c.	-	-	-
C331	Repair of fabricated metal products, machinery and equipment	-	-	-
VII – Central Visayas		71,815,842	27,178,221	44,637,621
C101	Processing and preserving of meat	2,095,206	1,148,949	946,257
C102	Processing and preserving of fish, crustaceans and mollusks	2,707,653	1,516,220	1,191,432

Table 2.2 Number of Establishments and Total Hours Worked by Production Workers by Sex for Manufacturing Establishments by Region and Industry Group: Philippines, 2018

(Details may not add-up to total due to rounding and/or statistical disclosure control.)

Continued

2009 PSIC Code	Region / Industry Description	Total Hours Worked by Production Workers as of 15 November 2018		
		Sub Contracts		
		Total	Male	Female
		(5)	(6)	(7)
C103	Processing and preserving of fruits and vegetables	232,071	154,380	77,691
C104	Manufacture of vegetable and animal oils and fats	42,432	42,432	-
C105	Manufacture of dairy products	-	-	-
C106	Manufacture of grain mill products, starches and starch products	445,803	415,851	29,952
C107	Manufacture of other food products	3,342,045	2,101,722	1,240,323
C108	Manufacture of prepared animal feeds	3,683,751	3,543,136	140,615
C110	Manufacture of beverages	855,855	848,367	7,488
C131	Spinning, weaving and finishing of textiles	-	-	-
C139	Manufacture of other textiles	222,116	102,651	119,465
C141	Manufacture of wearing apparel, except fur apparel	128,187	9,228	118,959
C142	Custom tailoring and dressmaking	-	-	-
C151	Tanning and dressing of leather; manufacture of luggage and handbags	S	S	S
C152	Manufacture of footwear	576,592	180,976	395,616
C161	Sawmilling and planing of wood	2,897	2,897	-
C162	Manufacture of products of wood, cork, straw and plaiting materials	14,256	11,872	2,384
C170	Manufacture of paper and paper products	562,134	475,707	86,427
C181	Printing and service activities related to printing	111,288	54,525	56,763
C201	Manufacture of basic chemicals	112,822	112,822	-
C202	Manufacture of other chemical products, n.e.c.	490,470	324,309	166,161
C210	Manufacture of pharmaceuticals, medicinal chemical and botanical products	67,824	37,680	30,144
C221	Manufacture of rubber products	498,886	390,803	108,083
C222	Manufacture of plastics products	1,436,523	678,005	758,518
C231	Manufacture of glass and glass products	162,240	129,792	32,448
C239	Manufacture of non-metallic mineral products, n.e.c.	788,145	729,448	58,697
C241	Manufacture of basic iron and steel	668,835	656,355	12,480
C242	Manufacture of basic precious and other non-ferrous metals	S	S	S
C243	Casting of metals	401,856	227,136	174,720
C251	Manufacture of structural metal products, tanks, reservoirs and steam generators	62,400	62,400	-
C252	Manufacture of weapons and ammunition	S	S	S
C259	Manufacture of other fabricated metal products; metal working service activities	2,509,175	263,936	2,245,239
C261	Manufacture of electronic components	31,265,140	3,805,415	27,459,725
C262	Manufacture of computers and peripheral equipment and accessories	S	S	S
C263	Manufacture of communication equipment	S	S	S
C264	Manufacture of consumer electronics	1,611,168	67,392	1,543,776
C265	Manufacture of measuring, testing, navigating and control equipment; watches and clocks	9,984	4,992	4,992

Table 2.2 Number of Establishments and Total Hours Worked by Production Workers by Sex for Manufacturing Establishments by Region and Industry Group: Philippines, 2018

(Details may not add-up to total due to rounding and/or statistical disclosure control.)

Continued

2009 PSIC Code	Region / Industry Description	Total Hours Worked by Production Workers as of 15 November 2018		
		Sub Contracts		
		Total	Male	Female
		(5)	(6)	(7)
C267	Manufacture of optical instruments and photographic equipment	3,241,447	1,354,465	1,886,982
C271	Manufacture of electric motors, generators, transformers and electricity distribution and control apparatus	1,040	-	1,040
C273	Manufacture of wiring and wiring devices	S	S	S
C274	Manufacture of electric lighting equipment	4,992	-	4,992
C275	Manufacture of domestic appliances	S	S	S
C279	Manufacture of other electrical equipment	S	S	S
C281	Manufacture of general purpose machinery	366,912	107,328	259,584
C282	Manufacture of special purpose machinery	97,344	32,448	64,896
C291	Manufacture of motor vehicles	311,406	301,026	10,380
C293	Manufacture of parts and accessories for motor vehicles	341,272	198,330	142,942
C301	Building of ships and boats	4,137,356	3,861,983	275,373
C309	Manufacture of transport equipment, n.e.c.	1,462,656	696,384	766,272
C310	Manufacture of furniture	2,044,644	1,418,545	626,099
C321	Manufacture of jewelry, bijouterie and related articles	1,357,899	48,306	1,309,593
C322	Manufacture of musical instruments	S	S	S
C323	Manufacture of sports goods	S	S	S
C324	Manufacture of games and toys	S	S	S
C325	Manufacture of medical and dental instruments and supplies	1,533,024	325,696	1,207,328
C329	Other manufacturing, n.e.c.	312,764	215,120	97,644
C331	Repair of fabricated metal products, machinery and equipment	12,470	12,470	-
VIII – Eastern Visayas		5,451,759	4,677,356	774,402
C101	Processing and preserving of meat	S	S	S
C102	Processing and preserving of fish, crustaceans and mollusks	-	-	-
C103	Processing and preserving of fruits and vegetables	-	-	-
C104	Manufacture of vegetable and animal oils and fats	18,529	17,722	807
C105	Manufacture of dairy products	S	S	S
C106	Manufacture of grain mill products, starches and starch products	22,599	22,599	-
C107	Manufacture of other food products	792,234	294,351	497,883
C110	Manufacture of beverages	165,725	165,725	-
C131	Spinning, weaving and finishing of textiles	-	-	-
C139	Manufacture of other textiles	S	S	S
C141	Manufacture of wearing apparel, except fur apparel	-	-	-
C142	Custom tailoring and dressmaking	-	-	-

Table 2.2 Number of Establishments and Total Hours Worked by Production Workers by Sex for Manufacturing Establishments by Region and Industry Group: Philippines, 2018

(Details may not add-up to total due to rounding and/or statistical disclosure control.)

Continued

2009 PSIC Code	Region / Industry Description	Total Hours Worked by Production Workers as of 15 November 2018		
		Sub Contracts		
		Total	Male	Female
		(5)	(6)	(7)
C162	Manufacture of products of wood, cork, straw and plaiting materials	-	-	-
C170	Manufacture of paper and paper products	425,472	323,136	102,336
C181	Printing and service activities related to printing	-	-	-
C201	Manufacture of basic chemicals	-	-	-
C210	Manufacture of pharmaceuticals, medicinal chemical and botanical products	S	S	S
C222	Manufacture of plastics products	-	-	-
C231	Manufacture of glass and glass products	-	-	-
C239	Manufacture of non-metallic mineral products, n.e.c.	-	-	-
C241	Manufacture of basic iron and steel	-	-	-
C242	Manufacture of basic precious and other non-ferrous metals	S	S	S
C243	Casting of metals	S	S	S
C251	Manufacture of structural metal products, tanks, reservoirs and steam generators	-	-	-
C259	Manufacture of other fabricated metal products; metal working service activities	-	-	-
C273	Manufacture of wiring and wiring devices	S	S	S
C282	Manufacture of special purpose machinery	S	S	S
C310	Manufacture of furniture	-	-	-
C321	Manufacture of jewelry, bijouterie and related articles	-	-	-
C329	Other manufacturing, n.e.c.	-	-	-
C331	Repair of fabricated metal products, machinery and equipment	-	-	-
IX – Zamboanga Peninsula		6,365,627	3,608,004	2,757,623
C101	Processing and preserving of meat	-	-	-
C102	Processing and preserving of fish, crustaceans and mollusks	3,733,956	1,498,988	2,234,967
C104	Manufacture of vegetable and animal oils and fats	137,921	137,921	-
C105	Manufacture of dairy products	-	-	-
C106	Manufacture of grain mill products, starches and starch products	-	-	-
C107	Manufacture of other food products	189,427	176,245	13,183
C108	Manufacture of prepared animal feeds	S	S	S
C110	Manufacture of beverages	-	-	-
C139	Manufacture of other textiles	S	S	S
C142	Custom tailoring and dressmaking	-	-	-
C161	Sawmilling and 182lanning of wood	-	-	-
C162	Manufacture of products of wood, cork, straw and plaiting materials	S	S	S
C181	Printing and service activities related to printing	-	-	-
C221	Manufacture of rubber products	-	-	-

Table 2.2 Number of Establishments and Total Hours Worked by Production Workers by Sex for Manufacturing Establishments by Region and Industry Group: Philippines, 2018

(Details may not add-up to total due to rounding and/or statistical disclosure control.)

Continued

2009 PSIC Code	Region / Industry Description	Total Hours Worked by Production Workers as of 15 November 2018		
		Sub Contracts		
		Total	Male	Female
		(5)	(6)	(7)
C222	Manufacture of plastics products	-	-	-
C231	Manufacture of glass and glass products	-	-	-
C239	Manufacture of non-metallic mineral products, n.e.c.	-	-	-
C241	Manufacture of basic iron and steel	-	-	-
C251	Manufacture of structural metal products, tanks, reservoirs and steam generators	-	-	-
C259	Manufacture of other fabricated metal products; metal working service activities	835,090	557,277	277,813
C310	Manufacture of furniture	-	-	-
C321	Manufacture of jewelry, bijouterie and related articles	S	S	S
C329	Other manufacturing, n.e.c.	-	-	-
C331	Repair of fabricated metal products, machinery and equipment	300,208	300,208	-
	X – Northern Mindanao	16,361,436	9,997,220	6,364,216
C101	Processing and preserving of meat	350,560	135,216	215,344
C102	Processing and preserving of fish, crustaceans and mollusks	S	S	S
C103	Processing and preserving of fruits and vegetables	7,824,566	3,982,872	3,841,694
C104	Manufacture of vegetable and animal oils and fats	829,580	829,580	-
C105	Manufacture of dairy products	-	-	-
C106	Manufacture of grain mill products, starches and starch products	458,423	443,476	14,947
C107	Manufacture of other food products	5,294,103	3,192,117	2,101,986
C108	Manufacture of prepared animal feeds	-	-	-
C110	Manufacture of beverages	-	-	-
C131	Spinning, weaving and finishing of textiles	-	-	-
C139	Manufacture of other textiles	-	-	-
C141	Manufacture of wearing apparel, except fur apparel	62,400	24,960	37,440
C142	Custom tailoring and dressmaking	-	-	-
C152	Manufacture of footwear	13,920	13,920	-
C161	Sawmilling and planing of wood	29,900	29,900	-
C162	Manufacture of products of wood, cork, straw and plaiting materials	-	-	-
C170	Manufacture of paper and paper products	205,290	156,933	48,357
C181	Printing and service activities related to printing	-	-	-
C192	Manufacture of refined petroleum products	-	-	-
C201	Manufacture of basic chemicals	177,896	177,896	-
C202	Manufacture of other chemical products, n.e.c.	-	-	-
C210	Manufacture of pharmaceuticals, medicinal chemical and botanical products	S	S	S
C221	Manufacture of rubber products	S	S	S

Table 2.2 Number of Establishments and Total Hours Worked by Production Workers by Sex for Manufacturing Establishments by Region and Industry Group: Philippines, 2018

(Details may not add-up to total due to rounding and/or statistical disclosure control.)

Continued

2009 PSIC Code	Region / Industry Description	Total Hours Worked by Production Workers as of 15 November 2018		
		Sub Contracts		
		Total	Male	Female
		(5)	(6)	(7)
C222	Manufacture of plastics products	-	-	-
C231	Manufacture of glass and glass products	-	-	-
C239	Manufacture of non-metallic mineral products, n.e.c.	249,216	196,416	52,800
C241	Manufacture of basic iron and steel	71,096	71,096	-
C243	Casting of metals	-	-	-
C251	Manufacture of structural metal products, tanks, reservoirs and steam generators	-	-	-
C259	Manufacture of other fabricated metal products; metal working service activities	-	-	-
C264	Manufacture of consumer electronics	S	S	S
C271	Manufacture of electric motors, generators, transformers and electricity distribution and control apparatus	S	S	S
C281	Manufacture of general purpose machinery	S	S	S
C282	Manufacture of special purpose machinery	S	S	S
C291	Manufacture of motor vehicles	-	-	-
C293	Manufacture of parts and accessories for motor vehicles	-	-	-
C310	Manufacture of furniture	274,560	242,112	32,448
C321	Manufacture of jewelry, bijouterie and related articles	S	S	S
C324	Manufacture of games and toys	S	S	S
C329	Other manufacturing, n.e.c.	S	S	S
C331	Repair of fabricated metal products, machinery and equipment	478,646	478,646	-
XI – Davao Region		28,822,884	21,482,241	7,340,642
C101	Processing and preserving of meat	259,944	135,144	124,800
C102	Processing and preserving of fish, crustaceans and mollusks	448,645	137,911	310,734
C103	Processing and preserving of fruits and vegetables	2,147,312	1,035,255	1,112,057
C104	Manufacture of vegetable and animal oils and fats	11,382,718	8,284,888	3,097,830
C105	Manufacture of dairy products	-	-	-
C106	Manufacture of grain mill products, starches and starch products	-	-	-
C107	Manufacture of other food products	2,525,830	1,534,776	991,053
C108	Manufacture of prepared animal feeds	1,484,658	1,475,888	8,771
C110	Manufacture of beverages	3,632,539	3,005,803	626,736
C120	Manufacture of tobacco products	S	S	S
C139	Manufacture of other textiles	138,240	103,680	34,560
C141	Manufacture of wearing apparel, except fur apparel	-	-	-
C142	Custom tailoring and dressmaking	29,952	12,480	17,472
C152	Manufacture of footwear	-	-	-

Table 2.2 Number of Establishments and Total Hours Worked by Production Workers by Sex for Manufacturing Establishments by Region and Industry Group: Philippines, 2018*(Details may not add-up to total due to rounding and/or statistical disclosure control.)**Continued*

2009 PSIC Code	Region / Industry Description	Total Hours Worked by Production Workers as of 15 November 2018		
		Sub Contracts		
		Total	Male	Female
		(5)	(6)	(7)
C161	Sawmilling and planing of wood	-	-	-
C162	Manufacture of products of wood, cork, straw and plaiting materials	880,464	680,160	200,304
C170	Manufacture of paper and paper products	814,202	810,854	3,348
C181	Printing and service activities related to printing	115,505	115,505	-
C192	Manufacture of refined petroleum products	S	S	S
C201	Manufacture of basic chemicals	-	-	-
C202	Manufacture of other chemical products, n.e.c.	185,241	185,241	-
C210	Manufacture of pharmaceuticals, medicinal chemical and botanical products	-	-	-
C221	Manufacture of rubber products	-	-	-
C222	Manufacture of plastics products	1,724,698	1,216,719	507,979
C231	Manufacture of glass and glass products	-	-	-
C239	Manufacture of non-metallic mineral products, n.e.c.	487,584	429,504	58,080
C241	Manufacture of basic iron and steel	819,000	687,960	131,040
C242	Manufacture of basic precious and other non-ferrous metals	-	-	-
C243	Casting of metals	S	S	S
C251	Manufacture of structural metal products, tanks, reservoirs and steam generators	425,586	420,594	4,992
C252	Manufacture of weapons and ammunition	S	S	S
C259	Manufacture of other fabricated metal products; metal working service activities	217,170	217,170	-
C265	Manufacture of measuring, testing, navigating and control equipment; watches and clocks	S	S	S
C271	Manufacture of electric motors, generators, transformers and electricity distribution and control apparatus	S	S	S
C275	Manufacture of domestic appliances	-	-	-
C281	Manufacture of general purpose machinery	150,627	150,627	-
C282	Manufacture of special purpose machinery	170,747	85,373	85,373
C291	Manufacture of motor vehicles	S	S	S
C293	Manufacture of parts and accessories for motor vehicles	-	-	-
C301	Building of ships and boats	S	S	S
C310	Manufacture of furniture	594,260	568,746	25,513
C321	Manufacture of jewelry, bijouterie and related articles	-	-	-
C329	Other manufacturing, n.e.c.	128,060	128,060	-
C331	Repair of fabricated metal products, machinery and equipment	34,944	34,944	-
XII – SOCCSKSARGEN		46,256,584	19,178,262	27,078,322

Table 2.2 Number of Establishments and Total Hours Worked by Production Workers by Sex for Manufacturing Establishments by Region and Industry Group: Philippines, 2018

(Details may not add-up to total due to rounding and/or statistical disclosure control.)

Continued

2009 PSIC Code	Region / Industry Description	Total Hours Worked by Production Workers as of 15 November 2018		
		Sub Contracts		
		Total	Male	Female
		(5)	(6)	(7)
C101	Processing and preserving of meat	962,622	805,332	157,290
C102	Processing and preserving of fish, crustaceans and mollusks	37,585,058	14,381,630	23,203,428
C103	Processing and preserving of fruits and vegetables	S	S	S
C104	Manufacture of vegetable and animal oils and fats	5,319,233	2,294,104	3,025,129
C105	Manufacture of dairy products	-	-	-
C106	Manufacture of grain mill products, starches and starch products	459,827	459,827	-
C107	Manufacture of other food products	250,472	138,736	111,736
C108	Manufacture of prepared animal feeds	105,676	101,516	4,160
C110	Manufacture of beverages	7,488	7,488	-
C131	Spinning, weaving and finishing of textiles	165,165	-	165,165
C139	Manufacture of other textiles	-	-	-
C141	Manufacture of wearing apparel, except fur apparel	60,636	6,567	54,069
C142	Custom tailoring and dressmaking	120,527	48,211	72,316
C161	Sawmilling and planing of wood	-	-	-
C162	Manufacture of products of wood, cork, straw and plaiting materials	28,439	5,200	23,239
C170	Manufacture of paper and paper products	59,572	59,572	-
C181	Printing and service activities related to printing	-	-	-
C192	Manufacture of refined petroleum products	S	S	S
C201	Manufacture of basic chemicals	71,820	69,086	2,734
C202	Manufacture of other chemical products, n.e.c.	S	S	S
C221	Manufacture of rubber products	S	S	S
C222	Manufacture of plastics products	S	S	S
C231	Manufacture of glass and glass products	S	S	S
C239	Manufacture of non-metallic mineral products, n.e.c.	-	-	-
C241	Manufacture of basic iron and steel	-	-	-
C243	Casting of metals	S	S	S
C251	Manufacture of structural metal products, tanks, reservoirs and steam generators	14,976	14,976	-
C259	Manufacture of other fabricated metal products; metal working service activities	406,007	279,239	126,768
C301	Building of ships and boats	S	S	S
C310	Manufacture of furniture	57,408	57,408	-
C323	Manufacture of sports goods	S	S	S
C331	Repair of fabricated metal products, machinery and equipment	416,922	401,946	14,976
XIII – Caraga		2,109,303	1,700,317	408,986
C101	Processing and preserving of meat	-	-	-
C102	Processing and preserving of fish, crustaceans and mollusks	S	S	S

Table 2.2 Number of Establishments and Total Hours Worked by Production Workers by Sex for Manufacturing Establishments by Region and Industry Group: Philippines, 2018

(Details may not add-up to total due to rounding and/or statistical disclosure control.)

Continued

2009 PSIC Code	Region / Industry Description	Total Hours Worked by Production Workers as of 15 November 2018		
		Sub Contracts		
		Total	Male	Female
		(5)	(6)	(7)
C103	Processing and preserving of fruits and vegetables	S	S	S
C104	Manufacture of vegetable and animal oils and fats	-	-	-
C106	Manufacture of grain mill products, starches and starch products	-	-	-
C107	Manufacture of other food products	400,040	195,640	204,400
C108	Manufacture of prepared animal feeds	-	-	-
C110	Manufacture of beverages	-	-	-
C139	Manufacture of other textiles	-	-	-
C141	Manufacture of wearing apparel, except fur apparel	-	-	-
C142	Custom tailoring and dressmaking	-	-	-
C161	Sawmilling and planing of wood	-	-	-
C162	Manufacture of products of wood, cork, straw and plaiting materials	903,920	709,120	194,800
C181	Printing and service activities related to printing	-	-	-
C201	Manufacture of basic chemicals	S	S	S
C202	Manufacture of other chemical products, n.e.c.	-	-	-
C231	Manufacture of glass and glass products	S	S	S
C239	Manufacture of non-metallic mineral products, n.e.c.	-	-	-
C241	Manufacture of basic iron and steel	-	-	-
C242	Manufacture of basic precious and other non-ferrous metals	S	S	S
C259	Manufacture of other fabricated metal products; metal working service activities	-	-	-
C275	Manufacture of domestic appliances	-	-	-
C301	Building of ships and boats	S	S	S
C309	Manufacture of transport equipment, n.e.c.	-	-	-
C310	Manufacture of furniture	127,223	117,437	9,786
C321	Manufacture of jewelry, bijouterie and related articles	-	-	-
C324	Manufacture of games and toys	-	-	-
C329	Other manufacturing, n.e.c.	-	-	-
C331	Repair of fabricated metal products, machinery and equipment	258,423	258,423	-
	Autonomous Region in Muslim Mindanao	434,008	434,008	-
C104	Manufacture of vegetable and animal oils and fats	S	S	S
C106	Manufacture of grain mill products, starches and starch products	434,008	434,008	-
C107	Manufacture of other food products	-	-	-
C108	Manufacture of prepared animal feeds	-	-	-
C110	Manufacture of beverages	-	-	-

Table 2.2 Number of Establishments and Total Hours Worked by Production Workers by Sex for Manufacturing Establishments by Region and Industry Group: Philippines, 2018

(Details may not add-up to total due to rounding and/or statistical disclosure control.)

Concluded

2009 PSIC Code	Region / Industry Description	Total Hours Worked by Production Workers as of 15 November 2018		
		Sub Contracts		
		Total	Male	Female
		(5)	(6)	(7)
C142	Custom tailoring and dressmaking	-	-	-
C181	Printing and service activities related to printing	-	-	-
C221	Manufacture of rubber products	S	S	S
C239	Manufacture of non-metallic mineral products, n.e.c.	-	-	-
C251	Manufacture of structural metal products, tanks, reservoirs and steam generators	-	-	-
C310	Manufacture of furniture	-	-	-

Notes: "-" – zero value

S – suppressed

Source: Philippine Statistics Authority, 2018 Census of Philippine Business and Industry

Table 3 Number of Establishments and Compensation by Type for Manufacturing Establishments by Region and Industry Group: Philippines, 2018

(Values are in thousand PhP, except number of establishments. Details may not add-up to total due to rounding and/or statistical disclosure control.)

2009 PSIC Code	Region/ Industry Description	Number of Establishments	Compensation			
			Total	Gross Salaries and Wages	Separation, Retirement/ Terminal Pay and Gratuities, etc.	Total Employer's Contribution To SSS/GSIS, ECC, etc.
		(1)	(2)	(3)	(4)	(5)
	Philippines	28,968	411,370,650	364,670,045	13,314,050	33,387,351
C101	Processing and preserving of meat	299	8,352,378	7,629,479	102,957	619,943
C102	Processing and preserving of fish, crustaceans and mollusks	278	4,429,822	4,096,503	82,858	250,462
C103	Processing and preserving of fruits and vegetables	169	16,551,040	6,331,861	38,648	10,180,532
C104	Manufacture of vegetable and animal oils and fats	140	5,222,146	4,883,222	91,005	247,919
C105	Manufacture of dairy products	99	22,838,885	20,673,747	31,456	2,133,681
C106	Manufacture of grain mill products, starches and starch products	1,701	3,732,221	3,492,012	41,004	199,205
C107	Manufacture of other food products	9,084	38,306,692	34,186,325	1,752,456	2,367,911
C108	Manufacture of prepared animal feeds	199	3,524,632	3,197,565	138,791	188,275
C110	Manufacture of beverages	3,986	14,116,591	12,762,506	368,445	985,639
C120	Manufacture of tobacco products	17	3,862,593	2,959,582	312,815	590,196
C131	Spinning, weaving and finishing of textiles	125	1,318,346	1,203,117	26,271	88,959
C139	Manufacture of other textiles	236	2,654,449	2,429,873	86,312	138,264
C141	Manufacture of wearing apparel, except fur apparel	880	19,697,293	18,032,092	421,792	1,243,408
C142	Custom tailoring and dressmaking	790	713,896	666,960	6,359	40,577
C143	Manufacture of knitted and crocheted apparel	40	1,892,774	1,735,205	25,880	131,690
C151	Tanning and dressing of leather; manufacture of luggage and handbags	107	5,841,433	5,517,858	21,431	302,145
C152	Manufacture of footwear	140	1,496,419	1,363,802	39,469	93,148
C161	Sawmilling and planing of wood	59	216,834	201,303	2,561	12,970
C162	Manufacture of products of wood, cork, straw and plaiting materials	333	2,781,186	2,603,540	20,646	157,797
C170	Manufacture of paper and paper products	330	6,200,261	5,644,013	179,483	376,764
C181	Printing and service activities related to printing	2,566	5,695,661	5,164,609	151,868	379,183
C182	Reproduction of recorded media	4	19,243	17,047	778	1,418
C192	Manufacture of refined petroleum products	15	3,517,730	3,172,859	200,345	144,525
C199	Manufacture of other fuel products	3	133,197	118,970	10,600	3,627
C201	Manufacture of basic chemicals	190	4,200,610	3,825,699	212,488	162,423
C202	Manufacture of other chemical products, n.e.c.	357	12,302,038	10,594,457	822,213	885,367
C203	Manufacture of man-made fibers	S	S	S	S	S
C210	Manufacture of pharmaceuticals, medicinal chemical and botanical products	117	11,916,380	10,542,277	1,037,262	336,841
C221	Manufacture of rubber products	134	3,833,801	3,586,597	71,369	175,835
C222	Manufacture of plastics products	834	13,375,372	12,174,474	359,784	841,113
C231	Manufacture of glass and glass products	104	2,221,630	1,933,607	141,335	146,688

Continued

Table 3 Number of Establishments and Compensation by Type for Manufacturing Establishments by Region and Industry Group: Philippines, 2018

(Values are in thousand PhP, except number of establishments. Details may not add-up to total due to rounding and/or statistical disclosure control.)

Continued

2009 PSIC Code	Region/ Industry Description	Number of Establish- ments	Compensation			
			Total	Gross Salaries and Wages	Separation, Retirement/ Terminal Pay and Gratuities, etc.	Total Employer's Contribution To SSS/GSIS, ECC, etc.
		(1)	(2)	(3)	(4)	(5)
C239	Manufacture of non-metallic mineral products, n.e.c.	846	10,340,724	9,412,846	336,441	591,437
C241	Manufacture of basic iron and steel	319	5,002,922	4,450,659	230,336	321,926
C242	Manufacture of basic precious and other non-ferrous metals	26	2,572,218	2,435,505	72,560	64,153
C243	Casting of metals	59	1,524,852	1,384,778	60,463	79,611
C251	Manufacture of structural metal products, tanks, reservoirs and steam generators	469	4,765,271	4,348,775	85,671	330,825
C252	Manufacture of weapons and ammunition	12	101,528	92,673	2,438	6,417
C259	Manufacture of other fabricated metal products; metal working service activities	859	9,483,480	8,796,783	200,627	486,069
C261	Manufacture of electronic components	138	58,482,371	53,877,734	1,565,580	3,039,058
C262	Manufacture of computers and peripheral equipment and accessories	32	11,745,418	10,728,545	426,103	590,770
C263	Manufacture of communication equipment	13	669,081	637,209	2,547	29,325
C264	Manufacture of consumer electronics	27	2,613,044	2,462,626	51,520	98,897
C265	Manufacture of measuring, testing, navigating and control equipment; watches and clocks	25	1,037,354	999,059	3,954	34,340
C267	Manufacture of optical instruments and photographic equipment	24	2,054,320	1,935,824	29,875	88,621
C271	Manufacture of electric motors, generators, transformers and electricity distribution and control apparatus	84	2,184,595	1,986,027	58,404	140,164
C272	Manufacture of batteries and accumulators	6	870,993	807,832	682	62,479
C273	Manufacture of wiring and wiring devices	53	2,845,001	2,524,565	202,058	118,379
C274	Manufacture of electric lighting equipment	34	1,245,006	1,155,179	25,057	64,770
C275	Manufacture of domestic appliances	36	814,494	677,803	12,841	123,850
C279	Manufacture of other electrical equipment	35	5,252,889	4,597,416	276,201	379,273
C281	Manufacture of general purpose machinery	102	5,318,469	5,015,881	87,596	214,993
C282	Manufacture of special purpose machinery	162	4,095,072	3,913,168	25,491	156,413
C291	Manufacture of motor vehicles	40	2,762,212	2,068,241	632,371	61,600
C292	Manufacture of bodies (coachwork) for motor vehicles; manufacture of trailers and semi-trailers	24	372,352	356,773	3,923	11,656
C293	Manufacture of parts and accessories for motor vehicles	119	23,403,556	21,599,961	783,523	1,020,072
C301	Building of ships and boats	29	2,675,483	2,456,985	11,400	207,098
C302	Manufacture of railway locomotive and rolling stock	S	S	S	S	S
C303	Manufacture of air and spacecraft and related machinery	8	3,693,297	3,354,482	138,179	200,636

Table 3 Number of Establishments and Compensation by Type for Manufacturing Establishments by Region and Industry Group: Philippines, 2018

(Values are in thousand PhP, except number of establishments. Details may not add-up to total due to rounding and/or statistical disclosure control.)

Continued

2009 PSIC Code	Region/ Industry Description	Number of Establish ments	Compensation			
			Total	Gross Salaries and Wages	Separation, Retirement/ Terminal Pay and Gratuities, etc.	Total Employer's Contribution To SSS/GSIS, ECC, etc.
		(1)	(2)	(3)	(4)	(5)
C309	Manufacture of transport equipment, n.e.c.	67	3,720,938	3,164,371	368,386	188,180
C310	Manufacture of furniture	852	4,801,697	4,376,556	136,130	289,011
C321	Manufacture of jewelry, bijouterie and related articles	99	443,313	403,507	9,526	30,279
C322	Manufacture of musical instruments	4	27,350	24,499	670	2,181
C323	Manufacture of sports goods	17	847,411	741,793	15,151	90,467
C324	Manufacture of games and toys	28	841,602	789,036	3,078	49,488
C325	Manufacture of medical and dental instruments and supplies	56	5,093,609	4,275,566	415,069	402,974
C329	Other manufacturing, n.e.c.	204	1,285,744	1,176,062	28,467	81,215
C331	Repair of fabricated metal products, machinery and equipment	712	7,339,398	6,830,060	210,312	299,027
C332	Installation of industrial machinery and equipment	6	43,290	38,038	2,741	2,511
	National Capital Region	4,636	105,066,397	86,036,067	3,309,981	15,720,349
C101	Processing and preserving of meat	34	2,011,791	1,832,859	24,933	153,999
C102	Processing and preserving of fish, crustaceans and mollusks	29	1,710,297	1,602,269	24,141	83,887
C103	Processing and preserving of fruits and vegetables	36	12,010,363	2,054,146	14,898	9,941,320
C104	Manufacture of vegetable and animal oils and fats	19	2,036,809	1,972,271	34,506	30,032
C105	Manufacture of dairy products	26	1,685,190	1,616,534	23,566	45,090
C106	Manufacture of grain mill products, starches and starch products	15	1,226,132	1,147,885	21,364	56,882
C107	Manufacture of other food products	1,002	16,005,314	14,440,944	536,045	1,028,324
C108	Manufacture of prepared animal feeds	14	380,846	352,964	15,437	12,445
C110	Manufacture of beverages	204	6,076,326	5,537,989	25,807	512,530
C120	Manufacture of tobacco products	5	2,545,988	1,961,470	194,540	389,977
C131	Spinning, weaving and finishing of textiles	33	415,229	384,648	1,885	28,696
C139	Manufacture of other textiles	93	1,291,041	1,157,657	55,692	77,692
C141	Manufacture of wearing apparel, except fur apparel	325	4,466,093	4,120,900	80,151	265,042
C142	Custom tailoring and dressmaking	80	345,707	323,008	5,060	17,640
C143	Manufacture of knitted and crocheted apparel	21	204,324	176,237	11,580	16,506
C151	Tanning and dressing of leather; manufacture of luggage and handbags	31	216,115	200,092	294	15,728
C152	Manufacture of footwear	61	350,775	323,992	3,147	23,636
C161	Sawmilling and planing of wood	5	24,139	22,285	-	1,854
C162	Manufacture of products of wood, cork, straw and plaiting materials	29	173,407	160,861	510	12,036

Table 3 Number of Establishments and Compensation by Type for Manufacturing Establishments by Region and Industry Group: Philippines, 2018

(Values are in thousand PhP, except number of establishments. Details may not add-up to total due to rounding and/or statistical disclosure control.)

Continued

2009 PSIC Code	Region/ Industry Description	Number of Establishments	Compensation			
			Total	Gross Salaries and Wages	Separation, Retirement/ Terminal Pay and Gratuities, etc.	Total Employer's Contribution To SSS/GSIS, ECC, etc.
		(1)	(2)	(3)	(4)	(5)
C170	Manufacture of paper and paper products	154	2,488,477	2,283,132	36,834	168,511
C181	Printing and service activities related to printing	656	3,373,915	3,031,913	113,666	228,336
C192	Manufacture of refined petroleum products	4	46,336	43,745	-	2,591
C199	Manufacture of other fuel products	S	S	S	S	S
C201	Manufacture of basic chemicals	43	1,050,167	995,007	16,410	38,750
C202	Manufacture of other chemical products, n.e.c.	166	5,457,721	4,628,301	265,478	563,942
C203	Manufacture of man-made fibers	S	S	S	S	S
C210	Manufacture of pharmaceuticals, medicinal chemical and botanical products	29	8,436,110	7,509,548	842,701	83,862
C221	Manufacture of rubber products	53	667,146	610,909	6,765	49,471
C222	Manufacture of plastics products	350	5,374,174	4,801,842	176,973	395,360
C231	Manufacture of glass and glass products	31	764,773	669,684	28,752	66,337
C239	Manufacture of non-metallic mineral products, n.e.c.	65	1,144,941	951,945	104,351	88,645
C241	Manufacture of basic iron and steel	82	1,429,481	1,275,007	88,398	66,077
C242	Manufacture of basic precious and other non-ferrous metals	4	231,810	202,248	22,852	6,710
C243	Casting of metals	18	126,262	116,188	2,006	8,068
C251	Manufacture of structural metal products, tanks, reservoirs and steam generators	141	1,663,621	1,525,209	28,169	110,243
C252	Manufacture of weapons and ammunition	4	48,588	43,714	2,068	2,806
C259	Manufacture of other fabricated metal products; metal working service activities	168	2,632,766	2,416,617	47,900	168,249
C261	Manufacture of electronic components	9	4,826,995	4,422,389	88,227	316,379
C262	Manufacture of computers and peripheral equipment and accessories	S	S	S	S	S
C264	Manufacture of consumer electronics	8	108,746	102,536	-	6,210
C265	Manufacture of measuring, testing, navigating and control equipment; watches and clocks	8	79,551	73,503	-	6,048
C267	Manufacture of optical instruments and photographic equipment	S	S	S	S	S
C271	Manufacture of electric motors, generators, transformers and electricity distribution and control apparatus	17	114,937	103,987	3,967	6,983
C272	Manufacture of batteries and accumulators	S	S	S	S	S
C273	Manufacture of wiring and wiring devices	21	484,090	440,965	17,358	25,767
C274	Manufacture of electric lighting equipment	9	63,060	56,506	2,153	4,401
C275	Manufacture of domestic appliances	12	516,795	406,906	2,281	107,608

Table 3 Number of Establishments and Compensation by Type for Manufacturing Establishments by Region and Industry Group: Philippines, 2018

(Values are in thousand PhP, except number of establishments. Details may not add-up to total due to rounding and/or statistical disclosure control.)

Continued

2009 PSIC Code	Region/ Industry Description	Number of Establishments	Compensation			
			Total	Gross Salaries and Wages	Separation, Retirement/ Terminal Pay and Gratuities, etc.	Total Employer's Contribution To SSS/GSIS, ECC, etc.
		(1)	(2)	(3)	(4)	(5)
C279	Manufacture of other electrical equipment	6	78,958	71,770	4,144	3,044
C281	Manufacture of general purpose machinery	34	1,376,897	1,311,869	17,419	47,609
C282	Manufacture of special purpose machinery	30	459,221	429,576	4,203	25,443
C291	Manufacture of motor vehicles	9	65,494	60,248	-	5,246
C292	Manufacture of bodies (coachwork) for motor vehicles; manufacture of trailers and semi-trailers	11	233,943	228,081	1,380	4,482
C293	Manufacture of parts and accessories for motor vehicles	15	1,071,328	939,019	114,218	18,090
C301	Building of ships and boats	5	40,866	37,189	1,018	2,659
C303	Manufacture of air and spacecraft and related machinery	S	S	S	S	S
C309	Manufacture of transport equipment, n.e.c.	10	665,539	567,160	31,693	66,686
C310	Manufacture of furniture	154	1,239,440	1,112,140	47,847	79,453
C321	Manufacture of jewelry, bijouterie and related articles	11	44,397	41,342	-	3,054
C322	Manufacture of musical instruments	S	S	S	S	S
C323	Manufacture of sports goods	3	331,558	263,197	-	68,361
C324	Manufacture of games and toys	8	45,327	41,647	-	3,680
C325	Manufacture of medical and dental instruments and supplies	11	311,899	285,282	11,558	15,059
C329	Other manufacturing, n.e.c.	42	381,842	349,773	3,829	28,241
C331	Repair of fabricated metal products, machinery and equipment	161	3,991,045	3,799,963	90,334	100,747
C332	Installation of industrial machinery and equipment	4	18,902	17,308	36	1,559
	Cordillera Administrative Region	685	3,267,142	3,039,028	130,910	97,203
C101	Processing and preserving of meat	6	4,796	4,171	-	625
C102	Processing and preserving of fish, crustaceans and mollusks	8	1,572	1,451	-	121
C103	Processing and preserving of fruits and vegetables	6	147,497	142,757	3,450	1,290
C105	Manufacture of dairy products	S	S	S	S	S
C106	Manufacture of grain mill products, starches and starch products	100	6,510	6,359	-	151
C107	Manufacture of other food products	140	153,613	139,377	215	14,020
C110	Manufacture of beverages	190	92,321	86,202	-	6,118
C131	Spinning, weaving and finishing of textiles	13	24,679	23,143	124	1,412
C139	Manufacture of other textiles	6	37,918	35,385	266	2,266
C141	Manufacture of wearing apparel, except fur apparel	S	S	S	S	S
C142	Custom tailoring and dressmaking	43	17,563	16,157	-	1,406

Table 3 Number of Establishments and Compensation by Type for Manufacturing Establishments by Region and Industry Group: Philippines, 2018

(Values are in thousand PhP, except number of establishments. Details may not add-up to total due to rounding and/or statistical disclosure control.)

Continued

2009 PSIC Code	Region/ Industry Description	Number of Establish ments	Compensation			
			Total	Gross Salaries and Wages	Separation, Retirement/ Terminal Pay and Gratuities, etc.	Total Employer's Contribution To SSS/GSIS, ECC, etc.
		(1)	(2)	(3)	(4)	(5)
C162	Manufacture of products of wood, cork, straw and plaiting materials	6	3,070	2,817	-	254
C181	Printing and service activities related to printing	75	25,735	24,039	238	1,459
C201	Manufacture of basic chemicals	3	2,519	2,301	-	218
C221	Manufacture of rubber products	5	164	147	-	16
C222	Manufacture of plastics products	S	S	S	S	S
C231	Manufacture of glass and glass products	S	S	S	S	S
C239	Manufacture of non-metallic mineral products, n.e.c.	23	31,073	27,994	873	2,206
C241	Manufacture of basic iron and steel	5	5,876	5,376	-	500
C251	Manufacture of structural metal products, tanks, reservoirs and steam generators	10	6,887	6,222	-	665
C259	Manufacture of other fabricated metal products; metal working service activities	19	6,938	6,382	-	556
C261	Manufacture of electronic components	S	S	S	S	S
C303	Manufacture of air and spacecraft and related machinery	S	S	S	S	S
C310	Manufacture of furniture	17	8,761	8,033	-	728
C321	Manufacture of jewelry, bijouterie and related articles	S	S	S	S	S
I – Ilocos Region		953	1,774,681	1,643,449	37,444	93,789
C101	Processing and preserving of meat	12	92,559	87,406	254	4,898
C102	Processing and preserving of fish, crustaceans and mollusks	33	54,915	50,380	1,621	2,914
C103	Processing and preserving of fruits and vegetables	3	28,285	26,691	3	1,592
C105	Manufacture of dairy products	S	S	S	S	S
C106	Manufacture of grain mill products, starches and starch products	71	40,738	37,974	-	2,764
C107	Manufacture of other food products	347	332,426	308,877	5,787	17,763
C108	Manufacture of prepared animal feeds	3	18,769	17,486	-	1,283
C110	Manufacture of beverages	140	151,855	139,527	3,376	8,952
C120	Manufacture of tobacco products	S	S	S	S	S
C131	Spinning, weaving and finishing of textiles	5	1,470	1,371	-	99
C141	Manufacture of wearing apparel, except fur apparel	5	1,110	898	-	212
C142	Custom tailoring and dressmaking	42	8,150	7,965	-	185
C152	Manufacture of footwear	6	476	415	-	61
C162	Manufacture of products of wood, cork, straw and plaiting materials	13	3,690	3,520	-	170
C170	Manufacture of paper and paper products	9	78,229	72,194	3,510	2,525
C181	Printing and service activities related to printing	112	41,370	38,493	-	2,877

Table 3 Number of Establishments and Compensation by Type for Manufacturing Establishments by Region and Industry Group: Philippines, 2018

(Values are in thousand PhP, except number of establishments. Details may not add-up to total due to rounding and/or statistical disclosure control.)

Continued

2009 PSIC Code	Region/ Industry Description	Number of Establish ments	Compensation			
			Total	Gross Salaries and Wages	Separation, Retirement/ Terminal Pay and Gratuities, etc.	Total Employer's Contribution To SSS/GSIS, ECC, etc.
		(1)	(2)	(3)	(4)	(5)
C201	Manufacture of basic chemicals	6	38,186	36,666	-	1,520
C210	Manufacture of pharmaceuticals, medicinal chemical and botanical products	S	S	S	S	S
C221	Manufacture of rubber products	5	643	577	-	65
C231	Manufacture of glass and glass products	4	2,952	2,785	-	167
C239	Manufacture of non-metallic mineral products, n.e.c.	45	696,004	634,283	21,704	40,017
C241	Manufacture of basic iron and steel	11	88,312	86,941	496	876
C251	Manufacture of structural metal products, tanks, reservoirs and steam generators	15	24,452	22,899	466	1,087
C259	Manufacture of other fabricated metal products; metal working service activities	16	4,025	3,973	-	52
C273	Manufacture of wiring and wiring devices	S	S	S	S	S
C282	Manufacture of special purpose machinery	S	S	S	S	S
C292	Manufacture of bodies (coachwork) for motor vehicles; manufacture of trailers and semi-trailers	3	2,281	2,051	-	230
C293	Manufacture of parts and accessories for motor vehicles	3	269	245	-	25
C309	Manufacture of transport equipment, n.e.c.	13	10,694	10,589	75	29
C321	Manufacture of jewelry, bijouterie and related articles	S	S	S	S	S
C324	Manufacture of games and toys	S	S	S	S	S
C329	Other manufacturing, n.e.c.	7	8,358	8,110	-	249
C331	Repair of fabricated metal products, machinery and equipment	17	10,420	9,790	-	630
II – Cagayan Valley		1,133	1,791,861	1,632,142	76,695	83,023
C101	Processing and preserving of meat	6	27,923	25,357	-	2,566
C102	Processing and preserving of fish, crustaceans and mollusks	4	1,026	987	-	39
C103	Processing and preserving of fruits and vegetables	8	2,981	2,818	-	163
C104	Manufacture of vegetable and animal oils and fats	S	S	S	S	S
C105	Manufacture of dairy products	4	4,487	4,087	38	362
C106	Manufacture of grain mill products, starches and starch products	175	371,007	347,581	2,139	21,287
C107	Manufacture of other food products	382	475,553	443,331	16,780	15,442
C108	Manufacture of prepared animal feeds	7	51,885	48,288	304	3,293
C110	Manufacture of beverages	227	323,401	302,137	2,387	18,876
C120	Manufacture of tobacco products	3	214,692	164,145	47,509	3,038
C131	Spinning, weaving and finishing of textiles	3	703	683	-	20
C139	Manufacture of other textiles	4	2,637	2,571	-	65
C142	Custom tailoring and dressmaking	34	11,460	11,071	-	389

Table 3 Number of Establishments and Compensation by Type for Manufacturing Establishments by Region and Industry Group: Philippines, 2018

(Values are in thousand PhP, except number of establishments. Details may not add-up to total due to rounding and/or statistical disclosure control.)

Continued

2009 PSIC Code	Region/ Industry Description	Number of Establish- ments	Compensation			
			Total	Gross Salaries and Wages	Separation, Retirement/ Terminal Pay and Gratuities, etc.	Total Employer's Contribution To SSS/GSIS, ECC, etc.
		(1)	(2)	(3)	(4)	(5)
C151	Tanning and dressing of leather; manufacture of luggage and handbags	3	1,105	951	-	154
C162	Manufacture of products of wood, cork, straw and plaiting materials	8	1,162	1,162	-	-
C181	Printing and service activities related to printing	122	70,450	66,493	250	3,706
C182	Reproduction of recorded media	3	923	909	-	14
C199	Manufacture of other fuel products	S	S	S	S	S
C201	Manufacture of basic chemicals	S	S	S	S	S
C222	Manufacture of plastics products	6	909	844	-	65
C239	Manufacture of non-metallic mineral products, n.e.c.	25	22,527	20,679	-	1,848
C241	Manufacture of basic iron and steel	9	3,781	3,550	-	231
C251	Manufacture of structural metal products, tanks, reservoirs and steam generators	12	5,048	4,531	228	289
C252	Manufacture of weapons and ammunition	S	S	S	S	S
C259	Manufacture of other fabricated metal products; metal working service activities	32	13,273	12,510	-	763
C279	Manufacture of other electrical equipment	3	39,235	37,106	-	2,129
C282	Manufacture of special purpose machinery	3	37,049	33,268	-	3,782
C310	Manufacture of furniture	21	46,473	38,081	7,059	1,333
C321	Manufacture of jewelry, bijouterie and related articles	5	267	267	-	-
C329	Other manufacturing, n.e.c.	S	S	S	S	S
C331	Repair of fabricated metal products, machinery and equipment	17	10,592	9,861	-	731
III – Central Luzon		3,388	49,681,057	45,238,101	1,856,323	2,586,632
C101	Processing and preserving of meat	74	1,296,380	1,221,641	7,463	67,276
C102	Processing and preserving of fish, crustaceans and mollusks	27	144,994	134,756	2,406	7,833
C103	Processing and preserving of fruits and vegetables	31	629,006	588,389	1,920	38,698
C104	Manufacture of vegetable and animal oils and fats	4	12,128	11,388	-	740
C105	Manufacture of dairy products	12	253,752	233,409	-	20,344
C106	Manufacture of grain mill products, starches and starch products	235	284,385	264,362	434	19,589
C107	Manufacture of other food products	1,054	3,843,682	3,157,292	497,696	188,694
C108	Manufacture of prepared animal feeds	54	1,432,212	1,339,202	22,282	70,727
C110	Manufacture of beverages	360	1,017,172	927,642	24,391	65,138
C120	Manufacture of tobacco products	S	S	S	S	S
C131	Spinning, weaving and finishing of textiles	20	520,041	468,365	21,021	30,654
C139	Manufacture of other textiles	40	875,778	824,434	22,133	29,211

Table 3 Number of Establishments and Compensation by Type for Manufacturing Establishments by Region and Industry Group: Philippines, 2018

(Values are in thousand PhP, except number of establishments. Details may not add-up to total due to rounding and/or statistical disclosure control.)

Continued

2009 PSIC Code	Region/ Industry Description	Number of Establish ments	Compensation			
			Total	Gross Salaries and Wages	Separation, Retirement/ Terminal Pay and Gratuities, etc.	Total Employer's Contribution To SSS/GSIS, ECC, etc.
		(1)	(2)	(3)	(4)	(5)
C141	Manufacture of wearing apparel, except fur apparel	149	3,077,178	2,815,901	63,007	198,271
C142	Custom tailoring and dressmaking	60	55,743	51,571	-	4,172
C143	Manufacture of knitted and crocheted apparel	3	286,762	266,383	1,219	19,161
C151	Tanning and dressing of leather; manufacture of luggage and handbags	41	3,704,257	3,437,355	4,298	262,603
C152	Manufacture of footwear	10	503,286	446,215	27,383	29,689
C161	Sawmilling and planing of wood	S	S	S	S	S
C162	Manufacture of products of wood, cork, straw and plaiting materials	63	264,101	242,928	4,992	16,180
C170	Manufacture of paper and paper products	35	1,057,506	974,087	30,180	53,239
C181	Printing and service activities related to printing	163	203,729	188,859	281	14,589
C192	Manufacture of refined petroleum products	3	2,100,571	1,848,239	200,345	51,987
C201	Manufacture of basic chemicals	21	437,811	405,184	16,266	16,361
C202	Manufacture of other chemical products, n.e.c.	35	1,127,759	1,039,217	16,880	71,662
C210	Manufacture of pharmaceuticals, medicinal chemical and botanical products	22	489,307	413,576	44,333	31,399
C221	Manufacture of rubber products	14	1,403,068	1,298,918	51,126	53,024
C222	Manufacture of plastics products	115	1,779,813	1,654,822	41,653	83,338
C231	Manufacture of glass and glass products	14	299,813	269,845	19,529	10,440
C239	Manufacture of non-metallic mineral products, n.e.c.	134	2,110,123	1,942,103	72,385	95,635
C241	Manufacture of basic iron and steel	44	1,050,675	858,377	72,935	119,364
C242	Manufacture of basic precious and other non-ferrous metals	4	64,610	57,817	3,832	2,962
C243	Casting of metals	7	50,761	46,793	666	3,303
C251	Manufacture of structural metal products, tanks, reservoirs and steam generators	60	311,041	278,909	12,516	19,615
C259	Manufacture of other fabricated metal products; metal working service activities	85	1,398,317	1,323,706	18,608	56,003
C261	Manufacture of electronic components	14	5,119,378	4,625,213	283,071	211,094
C262	Manufacture of computers and peripheral equipment and accessories	5	1,941,034	1,793,854	10,658	136,522
C263	Manufacture of communication equipment	S	S	S	S	S
C264	Manufacture of consumer electronics	3	50,408	46,394	993	3,021
C265	Manufacture of measuring, testing, navigating and control equipment; watches and clocks	3	46,027	44,183	562	1,282
C271	Manufacture of electric motors, generators, transformers and electricity distribution and control apparatus	10	119,928	110,143	1,739	8,045

Table 3 Number of Establishments and Compensation by Type for Manufacturing Establishments by Region and Industry Group: Philippines, 2018

(Values are in thousand PhP, except number of establishments. Details may not add-up to total due to rounding and/or statistical disclosure control.)

Continued

2009 PSIC Code	Region/ Industry Description	Number of Establish ments	Compensation			
			Total	Gross Salaries and Wages	Separation, Retirement/ Terminal Pay and Gratuities, etc.	Total Employer's Contribution To SSS/GSIS, ECC, etc.
		(1)	(2)	(3)	(4)	(5)
C272	Manufacture of batteries and accumulators	S	S	S	S	S
C273	Manufacture of wiring and wiring devices	10	239,925	209,587	22,895	7,444
C274	Manufacture of electric lighting equipment	7	236,219	213,758	5,901	16,560
C275	Manufacture of domestic appliances	4	23,330	20,623	1,155	1,552
C279	Manufacture of other electrical equipment	10	162,218	131,312	25,361	5,545
C281	Manufacture of general purpose machinery	13	220,310	194,773	16,489	9,048
C282	Manufacture of special purpose machinery	15	86,020	81,871	594	3,555
C291	Manufacture of motor vehicles	4	23,743	20,972	1,685	1,086
C292	Manufacture of bodies (coachwork) for motor vehicles; manufacture of trailers and semi-trailers	S	S	S	S	S
C293	Manufacture of parts and accessories for motor vehicles	9	4,158,058	3,953,375	71,069	133,614
C301	Building of ships and boats	S	S	S	S	S
C303	Manufacture of air and spacecraft and related machinery	5	188,044	161,873	11,148	15,024
C309	Manufacture of transport equipment, n.e.c.	13	18,483	16,237	533	1,712
C310	Manufacture of furniture	121	502,001	467,628	1,054	33,319
C321	Manufacture of jewelry, bijouterie and related articles	15	33,151	30,213	45	2,893
C322	Manufacture of musical instruments	S	S	S	S	S
C323	Manufacture of sports goods	3	195,256	191,457	1,052	2,747
C324	Manufacture of games and toys	8	295,072	275,416	209	19,448
C325	Manufacture of medical and dental instruments and supplies	9	850,034	797,096	2,869	50,069
C329	Other manufacturing, n.e.c.	42	344,766	308,721	12,590	23,455
C331	Repair of fabricated metal products, machinery and equipment	62	1,403,954	1,273,347	74,210	56,397
C332	Installation of industrial machinery and equipment	S	S	S	S	S
IVA – CALABARZON		4,035	183,251,501	166,365,516	6,037,734	10,848,251
C101	Processing and preserving of meat	41	3,016,035	2,687,069	44,961	284,004
C102	Processing and preserving of fish, crustaceans and mollusks	12	538,332	501,423	13,925	22,984
C103	Processing and preserving of fruits and vegetables	19	665,554	623,809	2,557	39,188
C104	Manufacture of vegetable and animal oils and fats	31	635,364	573,900	7,875	53,589
C105	Manufacture of dairy products	12	20,864,305	18,791,757	7,306	2,065,241
C106	Manufacture of grain mill products, starches and starch products	90	302,453	272,271	1,816	28,365

Table 3 Number of Establishments and Compensation by Type for Manufacturing Establishments by Region and Industry Group: Philippines, 2018

(Values are in thousand PhP, except number of establishments. Details may not add-up to total due to rounding and/or statistical disclosure control.)

Continued

2009 PSIC Code	Region/ Industry Description	Number of Establishments	Compensation			
			Total	Gross Salaries and Wages	Separation, Retirement/ Terminal Pay and Gratuities, etc.	Total Employer's Contribution To SSS/GSIS, ECC, etc.
		(1)	(2)	(3)	(4)	(5)
C107	Manufacture of other food products	877	7,487,865	6,670,121	351,361	466,384
C108	Manufacture of prepared animal feeds	69	463,553	409,816	22,483	31,254
C110	Manufacture of beverages	291	2,039,777	1,759,845	182,387	97,545
C120	Manufacture of tobacco products	3	716,038	484,003	66,018	166,017
C131	Spinning, weaving and finishing of textiles	10	286,464	260,133	3,241	23,090
C139	Manufacture of other textiles	33	242,719	221,844	5,836	15,039
C141	Manufacture of wearing apparel, except fur apparel	244	6,129,933	5,604,991	104,885	420,057
C142	Custom tailoring and dressmaking	90	85,346	79,479	413	5,454
C143	Manufacture of knitted and crocheted apparel	16	1,401,688	1,292,585	13,081	96,022
C151	Tanning and dressing of leather; manufacture of luggage and handbags	24	1,883,731	1,845,410	16,838	21,482
C152	Manufacture of footwear	34	439,447	401,475	7,888	30,085
C161	Sawmilling and planing of wood	S	S	S	S	S
C162	Manufacture of products of wood, cork, straw and plaiting materials	64	1,711,303	1,613,618	7,155	90,530
C170	Manufacture of paper and paper products	76	1,714,453	1,558,112	63,959	92,381
C181	Printing and service activities related to printing	198	871,542	794,534	18,817	58,191
C182	Reproduction of recorded media	S	S	S	S	S
C192	Manufacture of refined petroleum products	S	S	S	S	S
C199	Manufacture of other fuel products	S	S	S	S	S
C201	Manufacture of basic chemicals	31	1,732,084	1,584,232	76,858	70,994
C202	Manufacture of other chemical products, n.e.c.	91	4,518,340	3,863,160	488,624	166,555
C210	Manufacture of pharmaceuticals, medicinal chemical and botanical products	34	2,594,525	2,270,142	125,453	198,930
C221	Manufacture of rubber products	35	1,262,542	1,204,433	7,697	50,412
C222	Manufacture of plastics products	181	4,916,529	4,517,474	125,303	273,752
C231	Manufacture of glass and glass products	18	882,167	735,376	92,378	54,414
C239	Manufacture of non-metallic mineral products, n.e.c.	115	3,841,124	3,524,067	75,133	241,925
C241	Manufacture of basic iron and steel	59	1,785,076	1,663,520	39,708	81,847
C242	Manufacture of basic precious and other non-ferrous metals	8	204,080	188,727	5,790	9,563
C243	Casting of metals	16	1,069,384	961,331	55,657	52,395
C251	Manufacture of structural metal products, tanks, reservoirs and steam generators	109	1,950,262	1,776,285	41,511	132,467
C252	Manufacture of weapons and ammunition	S	S	S	S	S

Table 3 Number of Establishments and Compensation by Type for Manufacturing Establishments by Region and Industry Group: Philippines, 2018

(Values are in thousand PhP, except number of establishments. Details may not add-up to total due to rounding and/or statistical disclosure control.)

Continued

2009 PSIC Code	Region/ Industry Description	Number of Establish ments	Compensation			
			Total	Gross Salaries and Wages	Separation, Retirement/ Terminal Pay and Gratuities, etc.	Total Employer's Contribution To SSS/GSIS, ECC, etc.
		(1)	(2)	(3)	(4)	(5)
C259	Manufacture of other fabricated metal products; metal working service activities	245	4,119,622	3,822,170	105,490	191,962
C261	Manufacture of electronic components	103	42,650,972	39,585,107	954,061	2,111,803
C262	Manufacture of computers and peripheral equipment and accessories	24	9,652,769	8,794,360	410,669	447,740
C263	Manufacture of communication equipment	10	284,092	264,021	1,609	18,462
C264	Manufacture of consumer electronics	12	1,956,684	1,859,571	30,918	66,195
C265	Manufacture of measuring, testing, navigating and control equipment; watches and clocks	5	163,547	153,739	3,392	6,416
C267	Manufacture of optical instruments and photographic equipment	9	1,060,335	982,036	21,218	57,080
C271	Manufacture of electric motors, generators, transformers and electricity distribution and control apparatus	46	1,745,247	1,579,437	51,110	114,700
C272	Manufacture of batteries and accumulators	S	S	S	S	S
C273	Manufacture of wiring and wiring devices	20	2,046,019	1,803,155	161,652	81,212
C274	Manufacture of electric lighting equipment	15	855,122	801,244	16,430	37,448
C275	Manufacture of domestic appliances	12	203,005	182,646	9,315	11,044
C279	Manufacture of other electrical equipment	14	4,438,925	4,027,187	59,450	352,287
C281	Manufacture of general purpose machinery	41	3,477,102	3,278,211	50,439	148,452
C282	Manufacture of special purpose machinery	73	3,356,516	3,222,037	20,169	114,310
C291	Manufacture of motor vehicles	13	2,323,412	1,657,644	627,065	38,703
C292	Manufacture of bodies (coachwork) for motor vehicles; manufacture of trailers and semi-trailers	10	108,127	99,599	2,543	5,986
C293	Manufacture of parts and accessories for motor vehicles	74	15,981,743	14,633,000	585,306	763,438
C301	Building of ships and boats	5	44,678	41,663	-	3,016
C302	Manufacture of railway locomotive and rolling stock	S	S	S	S	S
C303	Manufacture of air and spacecraft and related machinery	S	S	S	S	S
C309	Manufacture of transport equipment, n.e.c.	21	2,476,699	2,056,341	324,065	96,293
C310	Manufacture of furniture	150	1,023,777	950,936	19,792	53,049
C321	Manufacture of jewelry, bijouterie and related articles	4	40,218	35,466	2,536	2,216
C322	Manufacture of musical instruments	S	S	S	S	S
C323	Manufacture of sports goods	8	271,017	241,840	13,597	15,580
C324	Manufacture of games and toys	6	337,360	322,596	523	14,241

Table 3 Number of Establishments and Compensation by Type for Manufacturing Establishments by Region and Industry Group: Philippines, 2018

(Values are in thousand PhP, except number of establishments. Details may not add-up to total due to rounding and/or statistical disclosure control.)

Continued

2009 PSIC Code	Region/ Industry Description	Number of Establish ments	Compensation			
			Total	Gross Salaries and Wages	Separation, Retirement/ Terminal Pay and Gratuities, etc.	Total Employer's Contribution To SSS/GSIS, ECC, etc.
		(1)	(2)	(3)	(4)	(5)
C325	Manufacture of medical and dental instruments and supplies	21	3,363,143	2,658,194	400,510	304,439
C329	Other manufacturing, n.e.c.	17	299,783	279,782	5,733	14,268
C331	Repair of fabricated metal products, machinery and equipment	133	1,078,743	967,781	29,851	81,110
C332	Installation of industrial machinery and equipment	S	S	S	S	S
	MIMAROPA	1,118	779,329	741,256	4,751	33,322
C101	Processing and preserving of meat	3	3,953	3,615	-	338
C102	Processing and preserving of fish, crustaceans and mollusks	S	S	S	S	S
C103	Processing and preserving of fruits and vegetables	S	S	S	S	S
C104	Manufacture of vegetable and animal oils and fats	7	25,619	23,595	-	2,024
C105	Manufacture of dairy products	5	509	501	-	8
C106	Manufacture of grain mill products, starches and starch products	98	78,024	74,181	50	3,792
C107	Manufacture of other food products	432	145,333	135,725	1,974	7,634
C110	Manufacture of beverages	289	79,174	73,635	1,338	4,200
C131	Spinning, weaving and finishing of textiles	3	1,057	966	-	91
C141	Manufacture of wearing apparel, except fur apparel	8	1,793	1,793	-	-
C142	Custom tailoring and dressmaking	22	10,760	10,527	175	58
C151	Tanning and dressing of leather; manufacture of luggage and handbags	3	1,607	1,545	-	62
C161	Sawmilling and planing of wood	4	455	425	-	29
C162	Manufacture of products of wood, cork, straw and plaiting materials	13	4,791	4,423	-	368
C181	Printing and service activities related to printing	123	72,096	65,261	1,148	5,686
C201	Manufacture of basic chemicals	3	254	241	-	13
C202	Manufacture of other chemical products, n.e.c.	S	S	S	S	S
C210	Manufacture of pharmaceuticals, medicinal chemical and botanical products	S	S	S	S	S
C222	Manufacture of plastics products	6	2,118	1,933	-	184
C239	Manufacture of non-metallic mineral products, n.e.c.	37	8,691	8,564	-	126
C241	Manufacture of basic iron and steel	8	1,736	1,664	-	72
C242	Manufacture of basic precious and other non-ferrous metals	S	S	S	S	S
C259	Manufacture of other fabricated metal products; metal working service activities	19	7,350	6,749	9	593

Table 3 Number of Establishments and Compensation by Type for Manufacturing Establishments by Region and Industry Group: Philippines, 2018

(Values are in thousand PhP, except number of establishments. Details may not add-up to total due to rounding and/or statistical disclosure control.)

Continued

2009 PSIC Code	Region/ Industry Description	Number of Establish ments	Compensation			
			Total	Gross Salaries and Wages	Separation, Retirement/ Terminal Pay and Gratuities, etc.	Total Employer's Contribution To SSS/GSIS, ECC, etc.
		(1)	(2)	(3)	(4)	(5)
C282	Manufacture of special purpose machinery	S	S	S	S	S
C310	Manufacture of furniture	21	5,582	5,079	-	503
C331	Repair of fabricated metal products, machinery and equipment	5	3,260	3,129	-	131
V – Bicol Region		1,339	1,540,169	1,411,138	31,210	97,821
C101	Processing and preserving of meat	14	35,148	31,481	387	3,279
C102	Processing and preserving of fish, crustaceans and mollusks	28	35,651	34,092	229	1,330
C103	Processing and preserving of fruits and vegetables	5	3,844	3,318	178	347
C104	Manufacture of vegetable and animal oils and fats	9	62,562	56,338	1,403	4,821
C105	Manufacture of dairy products	6	3,673	2,951	39	683
C106	Manufacture of grain mill products, starches and starch products	67	93,183	82,160	2,906	8,117
C107	Manufacture of other food products	542	334,111	308,943	2,259	22,909
C108	Manufacture of prepared animal feeds	4	63,023	56,867	862	5,294
C110	Manufacture of beverages	249	111,372	102,500	-	8,872
C120	Manufacture of tobacco products	S	S	S	S	S
C131	Spinning, weaving and finishing of textiles	6	1,184	1,075	-	109
C139	Manufacture of other textiles	10	34,393	32,312	-	2,081
C141	Manufacture of wearing apparel, except fur apparel	19	19,023	17,209	-	1,813
C142	Custom tailoring and dressmaking	55	19,350	17,702	-	1,648
C151	Tanning and dressing of leather; manufacture of luggage and handbags	3	542	494	-	47
C152	Manufacture of footwear	4	626	570	-	56
C162	Manufacture of products of wood, cork, straw and plaiting materials	32	38,993	35,883	180	2,930
C170	Manufacture of paper and paper products	5	87,117	63,581	21,267	2,269
C181	Printing and service activities related to printing	93	75,493	69,166	162	6,165
C201	Manufacture of basic chemicals	3	476	445	-	31
C210	Manufacture of pharmaceuticals, medicinal chemical and botanical products	5	6,132	6,132	-	-
C231	Manufacture of glass and glass products	S	S	S	S	S
C239	Manufacture of non-metallic mineral products, n.e.c.	29	199,846	187,319	143	12,384
C241	Manufacture of basic iron and steel	12	18,535	16,523	842	1,170
C242	Manufacture of basic precious and other non-ferrous metals	S	S	S	S	S
C251	Manufacture of structural metal products, tanks, reservoirs and steam generators	21	10,090	9,253	353	484

Table 3 Number of Establishments and Compensation by Type for Manufacturing Establishments by Region and Industry Group: Philippines, 2018

(Values are in thousand PhP, except number of establishments. Details may not add-up to total due to rounding and/or statistical disclosure control.)

Continued

2009 PSIC Code	Region/ Industry Description	Number of Establish ments	Compensation			
			Total	Gross Salaries and Wages	Separation, Retirement/ Terminal Pay and Gratuities, etc.	Total Employer's Contribution To SSS/GSIS, ECC, etc.
		(1)	(2)	(3)	(4)	(5)
C259	Manufacture of other fabricated metal products; metal working service activities	31	4,265	3,886	-	379
C281	Manufacture of general purpose machinery	4	20,834	18,935	-	1,899
C282	Manufacture of special purpose machinery	3	2,664	2,465	-	199
C293	Manufacture of parts and accessories for motor vehicles	3	19	-	-	19
C310	Manufacture of furniture	25	4,292	4,014	-	278
C329	Other manufacturing, n.e.c.	19	57,945	55,793	-	2,152
C331	Repair of fabricated metal products, machinery and equipment	29	23,569	22,008	-	1,561
VI – Western Visayas		1,425	5,491,351	4,957,186	214,502	319,663
C101	Processing and preserving of meat	19	532,478	500,541	-	31,937
C102	Processing and preserving of fish, crustaceans and mollusks	31	82,411	74,928	3,954	3,529
C103	Processing and preserving of fruits and vegetables	S	S	S	S	S
C104	Manufacture of vegetable and animal oils and fats	5	15,041	13,534	483	1,024
C105	Manufacture of dairy products	5	2,291	2,072	-	219
C106	Manufacture of grain mill products, starches and starch products	107	117,259	108,474	1,131	7,654
C107	Manufacture of other food products	444	2,875,973	2,583,390	130,650	161,934
C108	Manufacture of prepared animal feeds	3	134,431	119,306	2,569	12,555
C110	Manufacture of beverages	282	821,642	756,087	15,668	49,888
C131	Spinning, weaving and finishing of textiles	14	5,940	5,325	-	615
C139	Manufacture of other textiles	4	947	864	-	83
C141	Manufacture of wearing apparel, except fur apparel	17	14,068	11,954	996	1,117
C142	Custom tailoring and dressmaking	63	22,213	20,752	26	1,435
C161	Sawmilling and planing of wood	3	3,131	2,753	245	133
C162	Manufacture of products of wood, cork, straw and plaiting materials	14	21,387	19,225	-	2,163
C181	Printing and service activities related to printing	145	103,234	96,006	109	7,119
C192	Manufacture of refined petroleum products	S	S	S	S	S
C201	Manufacture of basic chemicals	9	269,906	205,621	55,745	8,540
C202	Manufacture of other chemical products, n.e.c.	S	S	S	S	S
C210	Manufacture of pharmaceuticals, medicinal chemical and botanical products	7	3,829	3,511	-	318
C221	Manufacture of rubber products	3	288	288	-	-
C222	Manufacture of plastics products	21	63,520	58,748	482	4,290
C231	Manufacture of glass and glass products	4	552	552	-	-

Table 3 Number of Establishments and Compensation by Type for Manufacturing Establishments by Region and Industry Group: Philippines, 2018

(Values are in thousand PhP, except number of establishments. Details may not add-up to total due to rounding and/or statistical disclosure control.)

Continued

2009 PSIC Code	Region/ Industry Description	Number of Establish ments	Compensation			
			Total	Gross Salaries and Wages	Separation, Retirement/ Terminal Pay and Gratuities, etc.	Total Employer's Contribution To SSS/GSIS, ECC, etc.
		(1)	(2)	(3)	(4)	(5)
C239	Manufacture of non-metallic mineral products, n.e.c.	99	101,411	93,600	1,597	6,214
C241	Manufacture of basic iron and steel	14	22,528	21,030	264	1,234
C243	Casting of metals	5	14,612	13,643	-	969
C251	Manufacture of structural metal products, tanks, reservoirs and steam generators	17	59,211	54,559	-	4,652
C259	Manufacture of other fabricated metal products; metal working service activities	33	20,585	19,371	-	1,213
C265	Manufacture of measuring, testing, navigating and control equipment; watches and clocks	S	S	S	S	S
C267	Manufacture of optical instruments and photographic equipment	S	S	S	S	S
C282	Manufacture of special purpose machinery	3	38,451	37,254	-	1,198
C293	Manufacture of parts and accessories for motor vehicles	3	72	64	-	7
C310	Manufacture of furniture	12	49,165	44,814	584	3,767
C321	Manufacture of jewelry, bijouterie and related articles	5	1,483	1,408	-	75
C329	Other manufacturing, n.e.c.	11	27,131	25,103	-	2,029
C331	Repair of fabricated metal products, machinery and equipment	16	46,400	43,291	-	3,108
VII – Central Visayas		2,347	34,173,995	31,060,607	1,072,742	2,040,646
C101	Processing and preserving of meat	27	899,564	837,130	19,252	43,182
C102	Processing and preserving of fish, crustaceans and mollusks	34	453,708	414,112	14,470	25,127
C103	Processing and preserving of fruits and vegetables	21	433,292	406,244	198	26,849
C104	Manufacture of vegetable and animal oils and fats	14	112,529	104,705	2,654	5,169
C105	Manufacture of dairy products	6	10,322	9,437	-	885
C106	Manufacture of grain mill products, starches and starch products	71	87,984	79,145	3,748	5,091
C107	Manufacture of other food products	758	1,098,503	883,475	152,033	62,995
C108	Manufacture of prepared animal feeds	19	455,954	436,132	461	19,361
C110	Manufacture of beverages	247	1,495,410	1,344,272	64,593	86,546
C131	Spinning, weaving and finishing of textiles	4	57,099	53,252	-	3,847
C139	Manufacture of other textiles	13	121,879	111,192	2,138	8,549
C141	Manufacture of wearing apparel, except fur apparel	53	5,882,766	5,364,263	168,788	349,714
C142	Custom tailoring and dressmaking	50	10,895	10,104	-	791
C151	Tanning and dressing of leather; manufacture of luggage and handbags	S	S	S	S	S
C152	Manufacture of footwear	16	168,239	158,691	852	8,696
C161	Sawmilling and planing of wood	8	80,847	74,407	1,475	4,965

Table 3 Number of Establishments and Compensation by Type for Manufacturing Establishments by Region and Industry Group: Philippines, 2018

(Values are in thousand PhP, except number of establishments. Details may not add-up to total due to rounding and/or statistical disclosure control.)

Continued

2009 PSIC Code	Region/ Industry Description	Number of Establish ments	Compensation			
			Total	Gross Salaries and Wages	Separation, Retirement/ Terminal Pay and Gratuities, etc.	Total Employer's Contribution To SSS/GSIS, ECC, etc.
		(1)	(2)	(3)	(4)	(5)
C162	Manufacture of products of wood, cork, straw and plaiting materials	15	96,203	89,679	644	5,880
C170	Manufacture of paper and paper products	19	205,004	188,812	6,487	9,706
C181	Printing and service activities related to printing	268	319,206	297,071	190	21,946
C201	Manufacture of basic chemicals	18	310,763	288,292	8,601	13,870
C202	Manufacture of other chemical products, n.e.c.	36	454,620	423,226	3,717	27,677
C210	Manufacture of pharmaceuticals, medicinal chemical and botanical products	4	132,886	113,079	158	19,649
C221	Manufacture of rubber products	7	436,756	414,124	3,854	18,778
C222	Manufacture of plastics products	71	409,931	380,923	2,396	26,612
C231	Manufacture of glass and glass products	7	253,905	239,324	676	13,904
C239	Manufacture of non-metallic mineral products, n.e.c.	45	1,202,924	1,106,907	35,257	60,760
C241	Manufacture of basic iron and steel	29	357,258	301,895	18,647	36,716
C242	Manufacture of basic precious and other non-ferrous metals	S	S	S	S	S
C243	Casting of metals	8	235,322	221,223	1,764	12,335
C251	Manufacture of structural metal products, tanks, reservoirs and steam generators	10	355,020	325,397	1,024	28,599
C252	Manufacture of weapons and ammunition	S	S	S	S	S
C259	Manufacture of other fabricated metal products; metal working service activities	50	982,828	910,711	19,761	52,357
C261	Manufacture of electronic components	10	4,603,886	4,042,904	194,863	366,119
C262	Manufacture of computers and peripheral equipment and accessories	S	S	S	S	S
C263	Manufacture of communication equipment	S	S	S	S	S
C264	Manufacture of consumer electronics	3	462,505	422,478	19,610	20,417
C265	Manufacture of measuring, testing, navigating and control equipment; watches and clocks	5	730,338	710,311	-	20,026
C267	Manufacture of optical instruments and photographic equipment	12	775,321	737,413	8,655	29,253
C271	Manufacture of electric motors, generators, transformers and electricity distribution and control apparatus	7	200,083	188,369	1,588	10,125
C273	Manufacture of wiring and wiring devices	S	S	S	S	S
C274	Manufacture of electric lighting equipment	4	90,605	83,673	572	6,360
C275	Manufacture of domestic appliances	S	S	S	S	S
C279	Manufacture of other electrical equipment	S	S	S	S	S
C281	Manufacture of general purpose machinery	5	199,398	189,570	2,353	7,475

Table 3 Number of Establishments and Compensation by Type for Manufacturing Establishments by Region and Industry Group: Philippines, 2018

(Values are in thousand PhP, except number of establishments. Details may not add-up to total due to rounding and/or statistical disclosure control.)

Continued

2009 PSIC Code	Region/ Industry Description	Number of Establish ments	Compensation			
			Total	Gross Salaries and Wages	Separation, Retirement/ Terminal Pay and Gratuities, etc.	Total Employer's Contribution To SSS/GSIS, ECC, etc.
		(1)	(2)	(3)	(4)	(5)
C282	Manufacture of special purpose machinery	5	38,772	37,149	38	1,585
C291	Manufacture of motor vehicles	10	333,353	313,685	3,622	16,046
C293	Manufacture of parts and accessories for motor vehicles	8	2,189,044	2,071,369	12,930	104,744
C301	Building of ships and boats	13	2,469,607	2,264,454	6,746	198,408
C309	Manufacture of transport equipment, n.e.c.	3	547,889	512,411	12,019	23,460
C310	Manufacture of furniture	173	1,660,036	1,504,663	57,757	97,616
C321	Manufacture of jewelry, bijouterie and related articles	37	257,836	235,357	6,945	15,534
C322	Manufacture of musical instruments	S	S	S	S	S
C323	Manufacture of sports goods	S	S	S	S	S
C324	Manufacture of games and toys	S	S	S	S	S
C325	Manufacture of medical and dental instruments and supplies	15	568,534	534,994	133	33,407
C329	Other manufacturing, n.e.c.	24	119,556	105,653	6,316	7,587
C331	Repair of fabricated metal products, machinery and equipment	66	312,437	284,212	8,583	19,643
	VIII – Eastern Visayas	1,415	2,427,874	2,258,038	63,312	106,524
C101	Processing and preserving of meat	S	S	S	S	S
C102	Processing and preserving of fish, crustaceans and mollusks	8	16,947	14,809	-	2,137
C103	Processing and preserving of fruits and vegetables	5	2,805	2,659	-	146
C104	Manufacture of vegetable and animal oils and fats	7	65,794	59,827	447	5,520
C105	Manufacture of dairy products	S	S	S	S	S
C106	Manufacture of grain mill products, starches and starch products	100	44,193	40,643	203	3,347
C107	Manufacture of other food products	646	814,105	760,741	7,612	45,752
C110	Manufacture of beverages	365	223,283	209,001	3,398	10,884
C131	Spinning, weaving and finishing of textiles	4	348	348	-	-
C139	Manufacture of other textiles	S	S	S	S	S
C141	Manufacture of wearing apparel, except fur apparel	8	4,150	4,150	-	-
C142	Custom tailoring and dressmaking	34	7,225	6,817	-	408
C162	Manufacture of products of wood, cork, straw and plaiting materials	13	3,483	3,313	-	170
C170	Manufacture of paper and paper products	7	66,551	59,671	2,872	4,009
C181	Printing and service activities related to printing	76	38,373	36,413	162	1,798
C201	Manufacture of basic chemicals	7	62,435	49,745	10,425	2,265
C210	Manufacture of pharmaceuticals, medicinal chemical and botanical products	S	S	S	S	S

Table 3 Number of Establishments and Compensation by Type for Manufacturing Establishments by Region and Industry Group: Philippines, 2018

(Values are in thousand PhP, except number of establishments. Details may not add-up to total due to rounding and/or statistical disclosure control.)

Continued

2009 PSIC Code	Region/ Industry Description	Number of Establishments	Compensation			
			Total	Gross Salaries and Wages	Separation, Retirement/ Terminal Pay and Gratuities, etc.	Total Employer's Contribution To SSS/GSIS, ECC, etc.
		(1)	(2)	(3)	(4)	(5)
C222	Manufacture of plastics products	9	7,754	6,633	458	662
C231	Manufacture of glass and glass products	6	2,047	1,918	-	129
C239	Manufacture of non-metallic mineral products, n.e.c.	38	10,035	9,831	-	204
C241	Manufacture of basic iron and steel	3	662	617	-	46
C242	Manufacture of basic precious and other non-ferrous metals	S	S	S	S	S
C243	Casting of metals	S	S	S	S	S
C251	Manufacture of structural metal products, tanks, reservoirs and steam generators	5	2,806	2,660	-	147
C259	Manufacture of other fabricated metal products; metal working service activities	38	7,655	7,610	-	45
C273	Manufacture of wiring and wiring devices	S	S	S	S	S
C282	Manufacture of special purpose machinery	S	S	S	S	S
C310	Manufacture of furniture	4	1,650	1,372	196	82
C321	Manufacture of jewelry, bijouterie and related articles	5	3,887	1,949	-	1,937
C329	Other manufacturing, n.e.c.	12	11,000	10,342	-	659
C331	Repair of fabricated metal products, machinery and equipment	6	23,226	18,990	671	3,566
IX – Zamboanga Peninsula		1,278	2,109,066	1,916,780	32,090	160,196
C101	Processing and preserving of meat	12	15,125	13,324	666	1,135
C102	Processing and preserving of fish, crustaceans and mollusks	29	775,845	687,250	13,147	75,448
C104	Manufacture of vegetable and animal oils and fats	6	93,477	86,550	3,269	3,658
C105	Manufacture of dairy products	4	359	354	-	5
C106	Manufacture of grain mill products, starches and starch products	133	73,726	67,911	-	5,815
C107	Manufacture of other food products	649	613,389	563,097	9,049	41,242
C108	Manufacture of prepared animal feeds	S	S	S	S	S
C110	Manufacture of beverages	151	143,581	130,468	1,254	11,859
C139	Manufacture of other textiles	S	S	S	S	S
C142	Custom tailoring and dressmaking	37	23,890	22,400	53	1,438
C161	Sawmilling and planing of wood	4	1,876	1,827	-	49
C162	Manufacture of products of wood, cork, straw and plaiting materials	S	S	S	S	S
C181	Printing and service activities related to printing	81	33,550	31,280	-	2,271
C221	Manufacture of rubber products	5	28,590	26,705	449	1,436
C222	Manufacture of plastics products	8	9,271	8,570	-	701
C231	Manufacture of glass and glass products	4	1,239	1,169	-	69
C239	Manufacture of non-metallic mineral products, n.e.c.	36	20,449	19,551	130	767
C241	Manufacture of basic iron and steel	5	6,748	6,340	366	43

Table 3 Number of Establishments and Compensation by Type for Manufacturing Establishments by Region and Industry Group: Philippines, 2018

(Values are in thousand PhP, except number of establishments. Details may not add-up to total due to rounding and/or statistical disclosure control.)

Continued

2009 PSIC Code	Region/ Industry Description	Number of Establish ments	Compensation			
			Total	Gross Salaries and Wages	Separation, Retirement/ Terminal Pay and Gratuities, etc.	Total Employer's Contribution To SSS/GSIS, ECC, etc.
		(1)	(2)	(3)	(4)	(5)
C251	Manufacture of structural metal products, tanks, reservoirs and steam generators	12	3,974	3,613	49	311
C259	Manufacture of other fabricated metal products; metal working service activities	23	97,070	89,865	3,279	3,926
C310	Manufacture of furniture	26	21,551	19,862	378	1,311
C321	Manufacture of jewelry, bijouterie and related articles	S	S	S	S	S
C329	Other manufacturing, n.e.c.	4	3,047	2,910	-	137
C331	Repair of fabricated metal products, machinery and equipment	44	30,525	27,776	-	2,749
	X – Northern Mindanao	1,124	6,657,971	6,130,266	187,860	339,845
C101	Processing and preserving of meat	23	154,142	140,210	3,097	10,834
C102	Processing and preserving of fish, crustaceans and mollusks	S	S	S	S	S
C103	Processing and preserving of fruits and vegetables	15	2,476,074	2,339,943	14,398	121,733
C104	Manufacture of vegetable and animal oils and fats	9	365,260	343,611	3,896	17,753
C105	Manufacture of dairy products	6	6,350	6,059	-	291
C106	Manufacture of grain mill products, starches and starch products	36	579,391	560,270	4,472	14,649
C107	Manufacture of other food products	409	1,009,145	934,405	16,761	57,979
C108	Manufacture of prepared animal feeds	7	69,923	9,140	60,366	416
C110	Manufacture of beverages	182	438,666	399,902	6,224	32,541
C131	Spinning, weaving and finishing of textiles	3	-	-	-	-
C139	Manufacture of other textiles	5	2,379	2,177	-	202
C141	Manufacture of wearing apparel, except fur apparel	10	13,233	12,741	-	492
C142	Custom tailoring and dressmaking	43	29,966	27,979	-	1,987
C152	Manufacture of footwear	4	31,773	30,861	199	713
C161	Sawmilling and planing of wood	15	53,158	50,011	350	2,798
C162	Manufacture of products of wood, cork, straw and plaiting materials	14	65,397	57,889	3,417	4,091
C170	Manufacture of paper and paper products	6	138,772	129,052	2,288	7,432
C181	Printing and service activities related to printing	92	68,000	63,338	-	4,662
C192	Manufacture of refined petroleum products	3	1,573	1,452	-	121
C201	Manufacture of basic chemicals	11	218,602	188,852	25,232	4,518
C202	Manufacture of other chemical products, n.e.c.	4	121,752	83,935	33,452	4,365
C210	Manufacture of pharmaceuticals, medicinal chemical and botanical products	S	S	S	S	S
C221	Manufacture of rubber products	S	S	S	S	S

Table 3 Number of Establishments and Compensation by Type for Manufacturing Establishments by Region and Industry Group: Philippines, 2018

(Values are in thousand PhP, except number of establishments. Details may not add-up to total due to rounding and/or statistical disclosure control.)

Continued

2009 PSIC Code	Region/ Industry Description	Number of Establish ments	Compensation			
			Total	Gross Salaries and Wages	Separation, Retirement/ Terminal Pay and Gratuities, etc.	Total Employer's Contribution To SSS/GSIS, ECC, etc.
		(1)	(2)	(3)	(4)	(5)
C222	Manufacture of plastics products	22	92,239	83,847	807	7,585
C231	Manufacture of glass and glass products	3	1,520	1,440	-	80
C239	Manufacture of non-metallic mineral products, n.e.c.	38	204,154	189,974	5,955	8,225
C241	Manufacture of basic iron and steel	10	101,217	92,532	2,575	6,111
C243	Casting of metals	3	7,211	6,588	-	623
C251	Manufacture of structural metal products, tanks, reservoirs and steam generators	26	56,668	52,948	-	3,721
C259	Manufacture of other fabricated metal products; metal working service activities	17	20,129	18,590	-	1,540
C264	Manufacture of consumer electronics	S	S	S	S	S
C271	Manufacture of electric motors, generators, transformers and electricity distribution and control apparatus	S	S	S	S	S
C281	Manufacture of general purpose machinery	S	S	S	S	S
C282	Manufacture of special purpose machinery	S	S	S	S	S
C291	Manufacture of motor vehicles	3	4,883	4,656	-	228
C293	Manufacture of parts and accessories for motor vehicles	3	3,023	2,889	-	133
C310	Manufacture of furniture	39	53,017	48,643	-	4,374
C321	Manufacture of jewelry, bijouterie and related articles	S	S	S	S	S
C324	Manufacture of games and toys	S	S	S	S	S
C329	Other manufacturing, n.e.c.	S	S	S	S	S
C331	Repair of fabricated metal products, machinery and equipment	49	130,270	117,160	3,316	9,794
	XI – Davao Region	1,478	9,121,021	8,247,956	214,585	658,480
C101	Processing and preserving of meat	13	155,886	143,155	1,871	10,860
C102	Processing and preserving of fish, crustaceans and mollusks	5	23,876	22,486	-	1,390
C103	Processing and preserving of fruits and vegetables	13	142,396	133,366	555	8,475
C104	Manufacture of vegetable and animal oils and fats	17	1,297,200	1,160,394	31,561	105,245
C105	Manufacture of dairy products	5	2,337	2,176	-	161
C106	Manufacture of grain mill products, starches and starch products	131	106,950	98,273	2,741	5,937
C107	Manufacture of other food products	430	2,335,469	2,116,590	18,300	200,579
C108	Manufacture of prepared animal feeds	7	405,853	367,279	10,129	28,444
C110	Manufacture of beverages	270	957,661	852,825	37,623	67,213
C120	Manufacture of tobacco products	S	S	S	S	S
C139	Manufacture of other textiles	19	41,747	38,451	247	3,049
C141	Manufacture of wearing apparel, except fur apparel	23	23,426	19,114	2,703	1,609
C142	Custom tailoring and dressmaking	41	31,167	27,919	633	2,615

Table 3 Number of Establishments and Compensation by Type for Manufacturing Establishments by Region and Industry Group: Philippines, 2018

(Values are in thousand PhP, except number of establishments. Details may not add-up to total due to rounding and/or statistical disclosure control.)

Continued

2009 PSIC Code	Region/ Industry Description	Number of Establish ments	Compensation			
			Total	Gross Salaries and Wages	Separation, Retirement/ Terminal Pay and Gratuities, etc.	Total Employer's Contribution To SSS/GSIS, ECC, etc.
		(1)	(2)	(3)	(4)	(5)
C152	Manufacture of footwear	5	1,797	1,585	-	213
C161	Sawmilling and planing of wood	3	6,569	6,193	30	347
C162	Manufacture of products of wood, cork, straw and plaiting materials	31	169,526	157,488	2,880	9,158
C170	Manufacture of paper and paper products	15	349,980	303,176	11,067	35,737
C181	Printing and service activities related to printing	123	296,368	265,544	16,845	13,979
C192	Manufacture of refined petroleum products	S	S	S	S	S
C201	Manufacture of basic chemicals	22	56,032	50,325	2,030	3,677
C202	Manufacture of other chemical products, n.e.c.	8	522,817	470,061	8,137	44,620
C210	Manufacture of pharmaceuticals, medicinal chemical and botanical products	8	243,699	217,204	24,473	2,021
C221	Manufacture of rubber products	4	3,682	3,521	-	161
C222	Manufacture of plastics products	42	646,910	591,621	10,392	44,898
C231	Manufacture of glass and glass products	4	9,082	8,218	-	864
C239	Manufacture of non-metallic mineral products, n.e.c.	46	690,048	640,621	18,913	30,514
C241	Manufacture of basic iron and steel	11	120,596	107,408	6,106	7,082
C242	Manufacture of basic precious and other non-ferrous metals	3	28,168	25,527	2,330	311
C243	Casting of metals	S	S	S	S	S
C251	Manufacture of structural metal products, tanks, reservoirs and steam generators	15	89,695	82,836	1,356	5,504
C252	Manufacture of weapons and ammunition	S	S	S	S	S
C259	Manufacture of other fabricated metal products; metal working service activities	10	28,039	25,106	1,058	1,875
C265	Manufacture of measuring, testing, navigating and control equipment; watches and clocks	S	S	S	S	S
C271	Manufacture of electric motors, generators, transformers and electricity distribution and control apparatus	S	S	S	S	S
C275	Manufacture of domestic appliances	3	4,964	4,710	4	251
C281	Manufacture of general purpose machinery	4	1,618	1,550	-	68
C282	Manufacture of special purpose machinery	26	33,279	30,164	486	2,629
C291	Manufacture of motor vehicles	S	S	S	S	S
C293	Manufacture of parts and accessories for motor vehicles	3	-	-	-	-
C301	Building of ships and boats	S	S	S	S	S
C310	Manufacture of furniture	48	98,745	91,703	636	6,406
C321	Manufacture of jewelry, bijouterie and related articles	5	36,879	34,150	-	2,728
C329	Other manufacturing, n.e.c.	11	16,552	15,246	-	1,306

Table 3 Number of Establishments and Compensation by Type for Manufacturing Establishments by Region and Industry Group: Philippines, 2018

(Values are in thousand PhP, except number of establishments. Details may not add-up to total due to rounding and/or statistical disclosure control.)

Continued

2009 PSIC Code	Region/ Industry Description	Number of Establish ments	Compensation			
			Total	Gross Salaries and Wages	Separation, Retirement/ Terminal Pay and Gratuities, etc.	Total Employer's Contribution To SSS/GSIS, ECC, etc.
		(1)	(2)	(3)	(4)	(5)
C331	Repair of fabricated metal products, machinery and equipment	44	98,640	92,072	1,036	5,532
	XII – SOCCSKSARGEN	1,220	2,247,290	2,083,073	31,625	132,592
C101	Processing and preserving of meat	6	89,951	86,158	72	3,722
C102	Processing and preserving of fish, crustaceans and mollusks	24	559,911	529,072	8,952	21,887
C103	Processing and preserving of fruits and vegetables	S	S	S	S	S
C104	Manufacture of vegetable and animal oils and fats	7	237,901	217,994	4,272	15,634
C105	Manufacture of dairy products	3	3,213	2,953	-	260
C106	Manufacture of grain mill products, starches and starch products	180	143,432	137,534	-	5,899
C107	Manufacture of other food products	390	291,727	268,743	3,283	19,701
C108	Manufacture of prepared animal feeds	3	42,680	36,020	3,897	2,763
C110	Manufacture of beverages	250	93,420	89,866	-	3,554
C131	Spinning, weaving and finishing of textiles	6	4,133	3,808	-	325
C139	Manufacture of other textiles	3	1,820	1,805	-	15
C141	Manufacture of wearing apparel, except fur apparel	13	8,293	7,566	-	727
C142	Custom tailoring and dressmaking	51	16,564	15,780	-	784
C161	Sawmilling and planing of wood	7	5,973	5,709	8	256
C162	Manufacture of products of wood, cork, straw and plaiting materials	8	9,070	8,449	72	549
C170	Manufacture of paper and paper products	4	14,171	12,196	1,021	954
C181	Printing and service activities related to printing	107	73,586	68,632	-	4,954
C192	Manufacture of refined petroleum products	S	S	S	S	S
C201	Manufacture of basic chemicals	10	12,487	10,642	712	1,133
C202	Manufacture of other chemical products, n.e.c.	S	S	S	S	S
C221	Manufacture of rubber products	S	S	S	S	S
C222	Manufacture of plastics products	S	S	S	S	S
C231	Manufacture of glass and glass products	S	S	S	S	S
C239	Manufacture of non-metallic mineral products, n.e.c.	32	16,454	15,786	-	668
C241	Manufacture of basic iron and steel	12	9,755	9,216	-	539
C243	Casting of metals	S	S	S	S	S
C251	Manufacture of structural metal products, tanks, reservoirs and steam generators	13	224,905	201,865	-	23,040
C259	Manufacture of other fabricated metal products; metal working service activities	42	124,686	114,429	4,523	5,734
C301	Building of ships and boats	S	S	S	S	S
C310	Manufacture of furniture	10	66,943	62,358	129	4,456
C323	Manufacture of sports goods	S	S	S	S	S

Table 3 Number of Establishments and Compensation by Type for Manufacturing Establishments by Region and Industry Group: Philippines, 2018

(Values are in thousand PhP, except number of establishments. Details may not add-up to total due to rounding and/or statistical disclosure control.)

Continued

2009 PSIC Code	Region/ Industry Description	Number of Establish ments	Compensation			
			Total	Gross Salaries and Wages	Separation, Retirement/ Terminal Pay and Gratuities, etc.	Total Employer's Contribution To SSS/GSIS, ECC, etc.
		(1)	(2)	(3)	(4)	(5)
C331	Repair of fabricated metal products, machinery and equipment	29	150,203	136,355	2,312	11,536
	XIII – Caraga	1,050	1,715,381	1,649,139	10,774	56,264
C101	Processing and preserving of meat	9	6,776	6,256	-	520
C102	Processing and preserving of fish, crustaceans and mollusks	S	S	S	S	S
C103	Processing and preserving of fruits and vegetables	S	S	S	S	S
C104	Manufacture of vegetable and animal oils and fats	5	258,810	255,884	637	2,289
C106	Manufacture of grain mill products, starches and starch products	46	12,692	12,038	-	653
C107	Manufacture of other food products	498	442,292	425,517	1,437	15,338
C108	Manufacture of prepared animal feeds	4	-	-	-	-
C110	Manufacture of beverages	167	24,716	23,794	-	922
C139	Manufacture of other textiles	3	47	47	-	-
C141	Manufacture of wearing apparel, except fur apparel	3	2,214	2,173	-	41
C142	Custom tailoring and dressmaking	22	5,362	5,197	-	166
C161	Sawmilling and planing of wood	7	35,041	32,511	454	2,076
C162	Manufacture of products of wood, cork, straw and plaiting materials	10	130,482	120,938	796	9,545
C181	Printing and service activities related to printing	86	25,513	24,068	-	1,446
C201	Manufacture of basic chemicals	S	S	S	S	S
C202	Manufacture of other chemical products, n.e.c.	13	88,710	77,066	5,867	5,776
C231	Manufacture of glass and glass products	S	S	S	S	S
C239	Manufacture of non-metallic mineral products, n.e.c.	35	40,238	38,940	-	1,298
C241	Manufacture of basic iron and steel	3	684	665	-	19
C242	Manufacture of basic precious and other non-ferrous metals	S	S	S	S	S
C259	Manufacture of other fabricated metal products; metal working service activities	32	15,931	15,108	-	822
C275	Manufacture of domestic appliances	3	87	-	87	-
C301	Building of ships and boats	S	S	S	S	S
C309	Manufacture of transport equipment, n.e.c.	7	1,634	1,634	-	-
C310	Manufacture of furniture	29	7,760	6,821	398	541
C321	Manufacture of jewelry, bijouterie and related articles	9	276	276	-	-
C324	Manufacture of games and toys	3	-	-	-	-
C329	Other manufacturing, n.e.c.	12	7,940	7,363	-	578
C331	Repair of fabricated metal products, machinery and equipment	34	26,114	24,324	-	1,790

Table 3 Number of Establishments and Compensation by Type for Manufacturing Establishments by Region and Industry Group: Philippines, 2018

(Values are in thousand PhP, except number of establishments. Details may not add-up to total due to rounding and/or statistical disclosure control.)

Concluded

2009 PSIC Code	Region/ Industry Description	Number of Establish ments	Compensation			
			Total	Gross Salaries and Wages	Separation, Retirement/ Terminal Pay and Gratuities, etc.	Total Employer's Contribution To SSS/GSIS, ECC, etc.
		(1)	(2)	(3)	(4)	(5)
	Autonomous Region in Muslim Mindanao	343	274,565	260,302	1,513	12,749
C104	Manufacture of vegetable and animal oils and fats	S	S	S	S	S
C106	Manufacture of grain mill products, starches and starch products	46	164,164	154,951	-	9,213
C107	Manufacture of other food products	83	48,192	45,756	1,213	1,223
C108	Manufacture of prepared animal feeds	3	400	400	-	-
C110	Manufacture of beverages	124	26,814	26,814	-	-
C142	Custom tailoring and dressmaking	22	12,533	12,533	-	-
C181	Printing and service activities related to printing	46	3,499	3,499	-	-
C221	Manufacture of rubber products	S	S	S	S	S
C239	Manufacture of non-metallic mineral products, n.e.c.	7	683	683	-	-
C251	Manufacture of structural metal products, tanks, reservoirs and steam generators	5	1,588	1,588	-	-
C310	Manufacture of furniture	5	12,504	10,410	300	1,795

Notes: "-" – zero value

S – suppressed

Source: Philippine Statistics Authority, 2018 Census of Philippine Business and Industry

Table 3.1 Number of Establishments and Compensation for Direct Labor and Indirect Labor by Type for Manufacturing Establishments by Region and Industry Group: Philippines, 2018

(Values are in thousand PhP, except number of establishments. Details may not add-up to total due to rounding and/or statistical disclosure control.)

2009 PSIC Code	Region/ Industry Description	Number of Establish- ments	Direct and Indirect Labor in Production			
			Total	Gross Salaries and Wages	Separation, Retirement/ Terminal Pay and Gratuities, etc.	Total Employer's Contribution to SSS/GSIS, ECC, etc.
		(1)	(2)	(3)	(4)	(5)
	Philippines	28,968	289,391,758	265,686,141	7,046,427	16,659,189
C101	Processing and preserving of meat	299	4,675,177	4,294,416	35,199	345,563
C102	Processing and preserving of fish, crustaceans and mollusks	278	2,557,400	2,369,267	22,664	165,470
C103	Processing and preserving of fruits and vegetables	169	3,636,492	3,396,715	21,042	218,734
C104	Manufacture of vegetable and animal oils and fats	140	3,472,790	3,301,629	4,812	166,349
C105	Manufacture of dairy products	99	18,045,208	16,284,925	10,220	1,750,062
C106	Manufacture of grain mill products, starches and starch products	1,701	2,199,109	2,066,079	19,691	113,339
C107	Manufacture of other food products	9,084	24,038,166	21,894,242	754,719	1,389,205
C108	Manufacture of prepared animal feeds	199	1,874,767	1,702,196	72,267	100,304
C110	Manufacture of beverages	3,986	5,821,057	5,232,147	205,887	383,024
C120	Manufacture of tobacco products	17	1,862,924	1,552,952	140,643	169,330
C131	Spinning, weaving and finishing of textiles	125	1,063,115	976,042	11,478	75,594
C139	Manufacture of other textiles	236	2,082,146	1,948,871	27,865	105,409
C141	Manufacture of wearing apparel, except fur apparel	880	17,044,390	15,595,508	361,557	1,087,324
C142	Custom tailoring and dressmaking	790	543,476	508,710	5,280	29,486
C143	Manufacture of knitted and crocheted apparel	40	1,784,699	1,645,506	13,804	125,389
C151	Tanning and dressing of leather; manufacture of luggage and handbags	107	5,418,145	5,119,878	19,057	279,210
C152	Manufacture of footwear	140	1,150,269	1,047,471	27,935	74,863
C161	Sawmilling and planing of wood	59	108,383	100,500	1,874	6,009
C162	Manufacture of products of wood, cork, straw and plaiting materials	333	2,226,313	2,082,181	13,547	130,585
C170	Manufacture of paper and paper products	330	4,053,493	3,734,348	63,294	255,851
C181	Printing and service activities related to printing	2,566	3,736,697	3,440,533	39,639	256,525
C182	Reproduction of recorded media	4	14,242	12,537	659	1,046
C192	Manufacture of refined petroleum products	15	2,826,601	2,530,661	200,214	95,727
C199	Manufacture of other fuel products	3	48,477	44,970	1,018	2,489
C201	Manufacture of basic chemicals	190	2,101,419	1,951,255	46,581	103,583
C202	Manufacture of other chemical products, n.e.c.	357	5,499,860	4,931,223	131,373	437,264
C203	Manufacture of man-made fibers	2	18,366	16,686	-	1,681
C210	Manufacture of pharmaceuticals, medicinal chemical and botanical products	117	6,376,763	6,117,378	62,816	196,569
C221	Manufacture of rubber products	134	3,247,126	3,040,670	58,870	147,587
C222	Manufacture of plastics products	834	9,130,768	8,318,556	235,654	576,558
C231	Manufacture of glass and glass products	104	1,422,730	1,267,057	52,009	103,665

Continued

Table 3.1 Number of Establishments and Compensation for Direct Labor and Indirect Labor by Type for Manufacturing Establishments by Region and Industry Group: Philippines, 2018*(Values are in thousand PhP, except number of establishments. Details may not add-up to total due to rounding and/or statistical disclosure control.)**Continued*

2009 PSIC Code	Region/ Industry Description	Number of Establish- ments	Direct and Indirect Labor in Production			
			Total	Gross Salaries and Wages	Separation, Retirement/ Terminal Pay and Gratuities, etc.	Total Employer's Contribution to SSS/GSIS, ECC, etc.
		(1)	(2)	(3)	(4)	(5)
C239	Manufacture of non-metallic mineral products, n.e.c.	846	7,750,316	7,067,847	261,882	420,588
C241	Manufacture of basic iron and steel	319	2,805,959	2,587,418	92,393	126,149
C242	Manufacture of basic precious and other non-ferrous metals	26	1,646,996	1,558,839	44,069	44,088
C243	Casting of metals	59	909,296	846,103	15,392	47,801
C251	Manufacture of structural metal products, tanks, reservoirs and steam generators	469	3,479,746	3,168,445	61,132	250,169
C252	Manufacture of weapons and ammunition	12	73,012	66,367	2,324	4,321
C259	Manufacture of other fabricated metal products; metal working service activities	859	7,276,236	6,793,127	109,173	373,936
C261	Manufacture of electronic components	138	48,863,927	45,462,587	910,790	2,490,550
C262	Manufacture of computers and peripheral equipment and accessories	32	9,572,577	8,755,932	414,315	402,330
C263	Manufacture of communication equipment	13	458,729	434,574	2,061	22,094
C264	Manufacture of consumer electronics	27	2,209,299	2,074,379	46,771	88,148
C265	Manufacture of measuring, testing, navigating and control equipment; watches and clocks	25	903,744	872,743	3,888	27,113
C267	Manufacture of optical instruments and photographic equipment	24	1,715,232	1,614,817	22,055	78,360
C271	Manufacture of electric motors, generators, transformers and electricity distribution and control apparatus	84	1,864,869	1,698,390	43,092	123,387
C272	Manufacture of batteries and accumulators	6	617,351	572,958	320	44,073
C273	Manufacture of wiring and wiring devices	53	2,328,103	2,086,614	144,409	97,080
C274	Manufacture of electric lighting equipment	34	959,857	887,254	21,351	51,253
C275	Manufacture of domestic appliances	36	400,193	329,152	10,894	60,147
C279	Manufacture of other electrical equipment	35	4,815,934	4,217,702	243,905	354,327
C281	Manufacture of general purpose machinery	102	3,343,325	3,139,431	54,585	149,308
C282	Manufacture of special purpose machinery	162	3,303,408	3,162,508	18,996	121,904
C291	Manufacture of motor vehicles	40	2,057,376	1,505,042	507,495	44,839
C292	Manufacture of bodies (coachwork) for motor vehicles; manufacture of trailers and semi-trailers	24	179,438	170,823	2,405	6,210
C293	Manufacture of parts and accessories for motor vehicles	119	20,512,043	18,987,122	600,748	924,173
C301	Building of ships and boats	29	2,453,885	2,246,803	9,232	197,850
C302	Manufacture of railway locomotive and rolling stock	1	-	-	-	-
C303	Manufacture of air and spacecraft and related machinery	8	2,956,356	2,729,773	75,068	151,516

Table 3.1 Number of Establishments and Compensation for Direct Labor and Indirect Labor by Type for Manufacturing Establishments by Region and Industry Group: Philippines, 2018

(Values are in thousand PhP, except number of establishments. Details may not add-up to total due to rounding and/or statistical disclosure control.)

Continued

2009 PSIC Code	Region/ Industry Description	Number of Establish- ments	Direct and Indirect Labor in Production			
			Total	Gross Salaries and Wages	Separation, Retirement/ Terminal Pay and Gratuities, etc.	Total Employer's Contribution to SSS/GSIS, ECC, etc.
		(1)	(2)	(3)	(4)	(5)
C309	Manufacture of transport equipment, n.e.c.	67	2,218,925	2,002,795	115,648	100,482
C310	Manufacture of furniture	852	3,387,677	3,099,683	89,588	198,405
C321	Manufacture of jewelry, bijouterie and related articles	99	280,411	257,752	1,718	20,941
C322	Manufacture of musical instruments	4	24,429	22,096	355	1,978
C323	Manufacture of sports goods	17	731,901	642,599	3,436	85,866
C324	Manufacture of games and toys	28	765,016	716,692	2,943	45,381
C325	Manufacture of medical and dental instruments and supplies	56	3,798,561	3,164,715	321,778	312,068
C329	Other manufacturing, n.e.c.	204	990,665	903,181	21,871	65,613
C331	Repair of fabricated metal products, machinery and equipment	712	5,616,452	5,279,825	105,973	230,654
C332	Installation of industrial machinery and equipment	6	39,948	34,950	2,705	2,293
	National Capital Region	4,636	54,865,999	50,540,284	1,163,965	3,161,750
C101	Processing and preserving of meat	34	818,737	753,719	5,609	59,408
C102	Processing and preserving of fish, crustaceans and mollusks	29	1,018,333	950,202	2,749	65,382
C103	Processing and preserving of fruits and vegetables	36	381,945	364,603	132	17,210
C104	Manufacture of vegetable and animal oils and fats	19	1,337,086	1,326,539	-	10,547
C105	Manufacture of dairy products	26	438,650	421,267	2,539	14,845
C106	Manufacture of grain mill products, starches and starch products	15	626,480	594,904	9,626	21,950
C107	Manufacture of other food products	1,002	10,105,492	9,235,620	360,765	509,106
C108	Manufacture of prepared animal feeds	14	119,559	115,923	-	3,635
C110	Manufacture of beverages	204	1,653,738	1,515,800	1,637	136,302
C120	Manufacture of tobacco products	5	1,245,849	1,065,099	74,341	106,409
C131	Spinning, weaving and finishing of textiles	33	317,982	295,543	-	22,439
C139	Manufacture of other textiles	93	880,834	823,688	2,989	54,156
C141	Manufacture of wearing apparel, except fur apparel	325	3,253,028	3,021,451	52,260	179,317
C142	Custom tailoring and dressmaking	80	257,858	241,584	4,565	11,709
C143	Manufacture of knitted and crocheted apparel	21	156,322	138,098	4,669	13,555
C151	Tanning and dressing of leather; manufacture of luggage and handbags	31	134,202	124,904	118	9,180
C152	Manufacture of footwear	61	212,763	198,742	487	13,534
C161	Sawmilling and 216lanning of wood	5	15,715	14,765	-	951
C162	Manufacture of products of wood, cork, straw and plaiting materials	29	102,605	94,150	510	7,945
C170	Manufacture of paper and paper products	154	1,500,012	1,393,221	5,567	101,224

Table 3.1 Number of Establishments and Compensation for Direct Labor and Indirect Labor by Type for Manufacturing Establishments by Region and Industry Group: Philippines, 2018*(Values are in thousand PhP, except number of establishments. Details may not add-up to total due to rounding and/or statistical disclosure control.)**Continued*

2009 PSIC Code	Region/ Industry Description	Number of Establish- ments	Direct and Indirect Labor in Production			
			Total	Gross Salaries and Wages	Separation, Retirement/ Terminal Pay and Gratuities, etc.	Total Employer's Contribution to SSS/GSIS, ECC, etc.
		(1)	(2)	(3)	(4)	(5)
C181	Printing and service activities related to printing	656	2,092,869	1,919,660	22,917	150,292
C192	Manufacture of refined petroleum products	4	18,008	17,014	-	994
C199	Manufacture of other fuel products	1	7,084	5,974	1,018	92
C201	Manufacture of basic chemicals	43	340,961	314,635	1,210	25,116
C202	Manufacture of other chemical products, n.e.c.	166	2,266,125	1,884,356	81,523	300,246
C203	Manufacture of man-made fibers	2	18,366	16,686	-	1,681
C210	Manufacture of pharmaceuticals, medicinal chemical and botanical products	29	3,877,375	3,867,616	-	9,759
C221	Manufacture of rubber products	53	482,229	444,460	765	37,004
C222	Manufacture of plastics products	350	3,555,910	3,152,483	130,177	273,249
C231	Manufacture of glass and glass products	31	289,694	244,759	10,258	34,677
C239	Manufacture of non-metallic mineral products, n.e.c.	65	808,891	672,985	74,816	61,090
C241	Manufacture of basic iron and steel	82	919,728	824,841	54,446	40,441
C242	Manufacture of basic precious and other non-ferrous metals	4	140,536	135,906	-	4,630
C243	Casting of metals	18	80,687	73,636	1,596	5,456
C251	Manufacture of structural metal products, tanks, reservoirs and steam generators	141	1,270,956	1,159,631	21,795	89,530
C252	Manufacture of weapons and ammunition	4	27,241	23,748	2,068	1,425
C259	Manufacture of other fabricated metal products; metal working service activities	168	1,949,136	1,799,961	29,991	119,183
C261	Manufacture of electronic components	9	4,088,468	3,792,861	54,102	241,505
C262	Manufacture of computers and peripheral equipment and accessories	2	6,582	6,057	-	525
C264	Manufacture of consumer electronics	8	78,767	74,100	-	4,667
C265	Manufacture of measuring, testing, navigating and control equipment; watches and clocks	8	35,441	32,422	-	3,019
C267	Manufacture of optical instruments and photographic equipment	1	195,890	194,441	-	1,449
C271	Manufacture of electric motors, generators, transformers and electricity distribution and control apparatus	17	80,495	74,178	1,762	4,555
C272	Manufacture of batteries and accumulators	2	21,056	19,139	-	1,916
C273	Manufacture of wiring and wiring devices	21	351,432	325,551	7,892	17,989
C274	Manufacture of electric lighting equipment	9	39,670	35,537	1,450	2,683
C275	Manufacture of domestic appliances	12	224,444	172,397	749	51,299
C279	Manufacture of other electrical equipment	6	61,212	57,250	1,361	2,601
C281	Manufacture of general purpose machinery	34	652,622	621,850	3,255	27,517

Table 3.1 Number of Establishments and Compensation for Direct Labor and Indirect Labor by Type for Manufacturing Establishments by Region and Industry Group: Philippines, 2018

(Values are in thousand PhP, except number of establishments. Details may not add-up to total due to rounding and/or statistical disclosure control.)

Continued

2009 PSIC Code	Region/ Industry Description	Number of Establish- ments	Direct and Indirect Labor in Production			
			Total	Gross Salaries and Wages	Separation, Retirement/ Terminal Pay and Gratuities, etc.	Total Employer's Contribution to SSS/GSIS, ECC, etc.
		(1)	(2)	(3)	(4)	(5)
C282	Manufacture of special purpose machinery	30	354,830	333,277	3,994	17,560
C291	Manufacture of motor vehicles	9	44,543	40,438	-	4,105
C292	Manufacture of bodies (coachwork) for motor vehicles; manufacture of trailers and semi-trailers	11	100,844	97,880	771	2,194
C293	Manufacture of parts and accessories for motor vehicles	15	692,319	632,307	47,842	12,170
C301	Building of ships and boats	5	28,180	26,226	-	1,955
C303	Manufacture of air and spacecraft and related machinery	1	-	-	-	-
C309	Manufacture of transport equipment, n.e.c.	10	334,868	303,160	15,214	16,493
C310	Manufacture of furniture	154	840,071	760,667	35,080	44,324
C321	Manufacture of jewelry, bijouterie and related articles	11	30,669	28,585	-	2,084
C322	Manufacture of musical instruments	1	1,854	1,713	-	141
C323	Manufacture of sports goods	3	300,396	233,373	-	67,022
C324	Manufacture of games and toys	8	35,538	32,803	-	2,735
C325	Manufacture of medical and dental instruments and supplies	11	248,639	229,551	6,909	12,179
C329	Other manufacturing, n.e.c.	42	254,875	233,745	756	20,373
C331	Repair of fabricated metal products, machinery and equipment	161	3,023,751	2,918,386	21,688	83,677
C332	Installation of industrial machinery and equipment	4	15,560	14,220	-	1,340
	Cordillera Administrative Region	685	2,864,073	2,659,162	122,152	82,759
C101	Processing and preserving of meat	6	4,796	4,171	-	625
C102	Processing and preserving of fish, crustaceans and mollusks	8	1,499	1,384	-	114
C103	Processing and preserving of fruits and vegetables	6	137,408	133,379	3,450	578
C105	Manufacture of dairy products	1	1,325	852	387	85
C106	Manufacture of grain mill products, starches and starch products	100	3,836	3,836	-	-
C107	Manufacture of other food products	140	115,019	104,170	68	10,781
C110	Manufacture of beverages	190	83,743	78,370	-	5,373
C131	Spinning, weaving and finishing of textiles	13	16,198	15,409	124	665
C139	Manufacture of other textiles	6	34,294	31,897	266	2,131
C141	Manufacture of wearing apparel, except fur apparel	1	46,671	41,980	897	3,794
C142	Custom tailoring and dressmaking	43	16,677	15,347	-	1,330
C162	Manufacture of products of wood, cork, straw and plaiting materials	6	1,053	966	-	87
C181	Printing and service activities related to printing	75	23,526	22,019	238	1,269

Table 3.1 Number of Establishments and Compensation for Direct Labor and Indirect Labor by Type for Manufacturing Establishments by Region and Industry Group: Philippines, 2018*(Values are in thousand PhP, except number of establishments. Details may not add-up to total due to rounding and/or statistical disclosure control.)**Continued*

2009 PSIC Code	Region/ Industry Description	Number of Establish- ments	Direct and Indirect Labor in Production			
			Total	Gross Salaries and Wages	Separation, Retirement/ Terminal Pay and Gratuities, etc.	Total Employer's Contribution to SSS/GSIS, ECC, etc.
		(1)	(2)	(3)	(4)	(5)
C201	Manufacture of basic chemicals	3	1,514	1,382	-	133
C221	Manufacture of rubber products	5	164	147	-	16
C222	Manufacture of plastics products	2	51,379	47,449	1,099	2,832
C231	Manufacture of glass and glass products	2	398	366	-	33
C239	Manufacture of non-metallic mineral products, n.e.c.	23	24,138	22,205	-	1,933
C241	Manufacture of basic iron and steel	5	4,068	3,712	-	356
C251	Manufacture of structural metal products, tanks, reservoirs and steam generators	10	4,986	4,564	-	423
C259	Manufacture of other fabricated metal products; metal working service activities	19	5,808	5,350	-	458
C261	Manufacture of electronic components	2	1,049,564	980,374	40,919	28,271
C303	Manufacture of air and spacecraft and related machinery	1	1,228,416	1,132,866	74,704	20,846
C310	Manufacture of furniture	17	7,132	6,546	-	587
C321	Manufacture of jewelry, bijouterie and related articles	1	462	421	-	41
	I – Ilocos Region	953	1,185,580	1,111,491	20,080	54,008
C101	Processing and preserving of meat	12	88,535	83,676	254	4,605
C102	Processing and preserving of fish, crustaceans and mollusks	33	37,813	34,720	1,553	1,541
C103	Processing and preserving of fruits and vegetables	3	13,143	12,254	-	889
C105	Manufacture of dairy products	1	89	89	-	-
C106	Manufacture of grain mill products, starches and starch products	71	24,508	24,036	-	473
C107	Manufacture of other food products	347	242,325	225,765	3,650	12,909
C108	Manufacture of prepared animal feeds	3	17,767	16,541	-	1,226
C110	Manufacture of beverages	140	36,104	33,569	385	2,150
C120	Manufacture of tobacco products	1	12,867	11,757	-	1,110
C131	Spinning, weaving and finishing of textiles	5	1,356	1,264	-	92
C141	Manufacture of wearing apparel, except fur apparel	5	1,110	898	-	212
C142	Custom tailoring and dressmaking	42	8,150	7,965	-	185
C152	Manufacture of footwear	6	476	415	-	61
C162	Manufacture of products of wood, cork, straw and plaiting materials	13	3,456	3,301	-	155
C170	Manufacture of paper and paper products	9	9,518	9,518	-	-
C181	Printing and service activities related to printing	112	30,176	28,089	-	2,087
C201	Manufacture of basic chemicals	6	4,465	4,115	-	350
C210	Manufacture of pharmaceuticals, medicinal chemical and botanical products	1	5,595	5,225	-	370
C221	Manufacture of rubber products	5	643	577	-	65

Table 3.1 Number of Establishments and Compensation for Direct Labor and Indirect Labor by Type for Manufacturing Establishments by Region and Industry Group: Philippines, 2018

(Values are in thousand PhP, except number of establishments. Details may not add-up to total due to rounding and/or statistical disclosure control.)

Continued

2009 PSIC Code	Region/ Industry Description	Number of Establish- ments	Direct and Indirect Labor in Production			
			Total	Gross Salaries and Wages	Separation, Retirement/ Terminal Pay and Gratuities, etc.	Total Employer's Contribution to SSS/GSIS, ECC, etc.
		(1)	(2)	(3)	(4)	(5)
C231	Manufacture of glass and glass products	4	1,519	1,433	-	86
C239	Manufacture of non-metallic mineral products, n.e.c.	45	502,156	466,681	13,252	22,224
C241	Manufacture of basic iron and steel	11	86,747	85,516	391	839
C251	Manufacture of structural metal products, tanks, reservoirs and steam generators	15	12,634	11,672	367	595
C259	Manufacture of other fabricated metal products; metal working service activities	16	3,220	3,168	-	52
C273	Manufacture of wiring and wiring devices	1	5,991	5,510	153	328
C282	Manufacture of special purpose machinery	2	2,287	2,158	-	129
C292	Manufacture of bodies (coachwork) for motor vehicles; manufacture of trailers and semi-trailers	3	2,181	1,957	-	223
C293	Manufacture of parts and accessories for motor vehicles	3	269	245	-	25
C309	Manufacture of transport equipment, n.e.c.	13	10,694	10,589	75	29
C321	Manufacture of jewelry, bijouterie and related articles	1	1,705	1,547	-	157
C324	Manufacture of games and toys	1	387	329	-	57
C329	Other manufacturing, n.e.c.	7	8,010	7,792	-	218
C331	Repair of fabricated metal products, machinery and equipment	17	9,684	9,120	-	564
II – Cagayan Valley		1,133	1,229,403	1,112,927	63,680	52,796
C101	Processing and preserving of meat	6	25,568	23,219	-	2,349
C102	Processing and preserving of fish, crustaceans and mollusks	4	668	639	-	30
C103	Processing and preserving of fruits and vegetables	8	1,661	1,557	-	104
C104	Manufacture of vegetable and animal oils and fats	1	512	476	-	36
C105	Manufacture of dairy products	4	3,000	2,786	-	214
C106	Manufacture of grain mill products, starches and starch products	175	277,760	262,917	2,078	12,765
C107	Manufacture of other food products	382	317,286	297,461	8,890	10,934
C108	Manufacture of prepared animal feeds	7	36,100	34,258	116	1,727
C110	Manufacture of beverages	227	218,077	205,493	132	12,453
C120	Manufacture of tobacco products	3	134,998	86,911	47,509	579
C131	Spinning, weaving and finishing of textiles	3	402	389	-	13
C139	Manufacture of other textiles	4	2,260	2,206	-	54
C142	Custom tailoring and dressmaking	34	8,635	8,397	-	237
C151	Tanning and dressing of leather; manufacture of luggage and handbags	3	790	679	-	111
C162	Manufacture of products of wood, cork, straw and plaiting materials	8	1,024	1,024	-	-

Table 3.1 Number of Establishments and Compensation for Direct Labor and Indirect Labor by Type for Manufacturing Establishments by Region and Industry Group: Philippines, 2018*(Values are in thousand PhP, except number of establishments. Details may not add-up to total due to rounding and/or statistical disclosure control.)**Continued*

2009 PSIC Code	Region/ Industry Description	Number of Establish- ments	Direct and Indirect Labor in Production			
			Total	Gross Salaries and Wages	Separation, Retirement/ Terminal Pay and Gratuities, etc.	Total Employer's Contribution to SSS/GSIS, ECC, etc.
		(1)	(2)	(3)	(4)	(5)
C181	Printing and service activities related to printing	122	38,539	36,322	250	1,967
C182	Reproduction of recorded media	3	621	612	-	9
C199	Manufacture of other fuel products	1	33,933	32,360	-	1,573
C201	Manufacture of basic chemicals	2	481	430	-	52
C222	Manufacture of plastics products	6	-	-	-	-
C239	Manufacture of non-metallic mineral products, n.e.c.	25	15,305	13,937	-	1,368
C241	Manufacture of basic iron and steel	9	1,135	1,069	-	66
C251	Manufacture of structural metal products, tanks, reservoirs and steam generators	12	3,042	2,881	-	161
C252	Manufacture of weapons and ammunition	2	388	366	-	22
C259	Manufacture of other fabricated metal products; metal working service activities	32	10,631	10,010	-	621
C279	Manufacture of other electrical equipment	3	39,235	37,106	-	2,129
C282	Manufacture of special purpose machinery	3	15,174	13,607	-	1,567
C310	Manufacture of furniture	21	31,811	26,141	4,706	964
C321	Manufacture of jewelry, bijouterie and related articles	5	267	267	-	-
C329	Other manufacturing, n.e.c.	1	89	89	-	-
C331	Repair of fabricated metal products, machinery and equipment	17	10,011	9,319	-	692
III – Central Luzon		3,388	39,013,682	36,008,030	1,016,197	1,989,455
C101	Processing and preserving of meat	74	893,690	846,150	3,818	43,722
C102	Processing and preserving of fish, crustaceans and mollusks	27	103,178	95,549	2,213	5,416
C103	Processing and preserving of fruits and vegetables	31	267,024	239,244	404	27,376
C104	Manufacture of vegetable and animal oils and fats	4	2,698	2,516	-	182
C105	Manufacture of dairy products	12	189,732	174,531	-	15,201
C106	Manufacture of grain mill products, starches and starch products	235	216,088	200,820	434	14,834
C107	Manufacture of other food products	1,054	1,876,010	1,745,119	2,098	128,793
C108	Manufacture of prepared animal feeds	54	785,885	740,389	475	45,021
C110	Manufacture of beverages	360	732,650	680,522	886	51,242
C120	Manufacture of tobacco products	2	217,589	200,983	-	16,606
C131	Spinning, weaving and finishing of textiles	20	421,444	383,833	11,011	26,600
C139	Manufacture of other textiles	40	837,406	788,794	21,640	26,973
C141	Manufacture of wearing apparel, except fur apparel	149	2,795,916	2,558,335	58,590	178,991
C142	Custom tailoring and dressmaking	60	21,738	20,181	-	1,558

Table 3.1 Number of Establishments and Compensation for Direct Labor and Indirect Labor by Type for Manufacturing Establishments by Region and Industry Group: Philippines, 2018

(Values are in thousand PhP, except number of establishments. Details may not add-up to total due to rounding and/or statistical disclosure control.)

Continued

2009 PSIC Code	Region/ Industry Description	Number of Establish- ments	Direct and Indirect Labor in Production			
			Total	Gross Salaries and Wages	Separation, Retirement/ Terminal Pay and Gratuities, etc.	Total Employer's Contribution to SSS/GSIS, ECC, etc.
		(1)	(2)	(3)	(4)	(5)
C143	Manufacture of knitted and crocheted apparel	3	273,869	255,091	609	18,169
C151	Tanning and dressing of leather; manufacture of luggage and handbags	41	3,516,886	3,263,718	3,458	249,710
C152	Manufacture of footwear	10	440,019	390,259	22,555	27,206
C161	Sawmilling and 222lanning of wood	2	5,101	4,694	-	407
C162	Manufacture of products of wood, cork, straw and plaiting materials	63	223,020	208,027	1,398	13,595
C170	Manufacture of paper and paper products	35	711,101	667,382	7,684	36,035
C181	Printing and service activities related to printing	163	167,432	155,019	-	12,413
C192	Manufacture of refined petroleum products	3	2,091,670	1,840,563	200,214	50,893
C201	Manufacture of basic chemicals	21	207,035	195,364	4,253	7,418
C202	Manufacture of other chemical products, n.e.c.	35	731,860	698,625	12,412	20,824
C210	Manufacture of pharmaceuticals, medicinal chemical and botanical products	22	366,734	306,432	34,798	25,504
C221	Manufacture of rubber products	14	1,278,157	1,183,362	48,086	46,709
C222	Manufacture of plastics products	115	1,224,332	1,145,346	30,783	48,203
C231	Manufacture of glass and glass products	14	267,115	240,847	16,765	9,502
C239	Manufacture of non-metallic mineral products, n.e.c.	134	1,568,178	1,443,807	68,413	55,958
C241	Manufacture of basic iron and steel	44	394,269	372,614	1,385	20,270
C242	Manufacture of basic precious and other non-ferrous metals	4	53,032	48,693	2,133	2,206
C243	Casting of metals	7	39,055	36,119	550	2,387
C251	Manufacture of structural metal products, tanks, reservoirs and steam generators	60	179,737	159,516	8,904	11,316
C259	Manufacture of other fabricated metal products; metal working service activities	85	1,157,944	1,095,330	17,806	44,809
C261	Manufacture of electronic components	14	4,311,933	3,879,788	244,652	187,494
C262	Manufacture of computers and peripheral equipment and accessories	5	1,826,780	1,687,449	8,640	130,692
C263	Manufacture of communication equipment	1	336	319	-	17
C264	Manufacture of consumer electronics	3	48,736	44,846	975	2,915
C265	Manufacture of measuring, testing, navigating and control equipment; watches and clocks	3	35,519	34,414	496	609
C271	Manufacture of electric motors, generators, transformers and electricity distribution and control apparatus	10	80,565	73,844	1,349	5,372
C272	Manufacture of batteries and accumulators	2	587,875	546,860	-	41,015
C273	Manufacture of wiring and wiring devices	10	134,578	129,730	50	4,798

Table 3.1 Number of Establishments and Compensation for Direct Labor and Indirect Labor by Type for Manufacturing Establishments by Region and Industry Group: Philippines, 2018*(Values are in thousand PhP, except number of establishments. Details may not add-up to total due to rounding and/or statistical disclosure control.)**Continued*

2009 PSIC Code	Region/ Industry Description	Number of Establish- ments	Direct and Indirect Labor in Production			
			Total	Gross Salaries and Wages	Separation, Retirement/ Terminal Pay and Gratuities, etc.	Total Employer's Contribution to SSS/GSIS, ECC, etc.
		(1)	(2)	(3)	(4)	(5)
C274	Manufacture of electric lighting equipment	7	170,398	153,644	3,489	13,265
C275	Manufacture of domestic appliances	4	12,685	10,970	1,155	560
C279	Manufacture of other electrical equipment	10	132,857	111,866	16,394	4,596
C281	Manufacture of general purpose machinery	13	138,841	121,136	13,187	4,518
C282	Manufacture of special purpose machinery	15	63,839	61,022	307	2,509
C291	Manufacture of motor vehicles	4	20,283	17,763	1,685	835
C292	Manufacture of bodies (coachwork) for motor vehicles; manufacture of trailers and semi-trailers	1	17,411	17,046	-	365
C293	Manufacture of parts and accessories for motor vehicles	9	3,980,186	3,783,415	67,801	128,971
C301	Building of ships and boats	2	67,330	62,527	3,222	1,581
C303	Manufacture of air and spacecraft and related machinery	5	125,600	114,509	365	10,727
C309	Manufacture of transport equipment, n.e.c.	13	14,986	13,417	390	1,179
C310	Manufacture of furniture	121	409,952	382,558	536	26,858
C321	Manufacture of jewelry, bijouterie and related articles	15	26,328	23,978	45	2,304
C322	Manufacture of musical instruments	1	7,781	6,776	355	651
C323	Manufacture of sports goods	3	162,693	159,419	1,052	2,222
C324	Manufacture of games and toys	8	288,536	269,224	209	19,103
C325	Manufacture of medical and dental instruments and supplies	9	667,697	622,662	2,443	42,592
C329	Other manufacturing, n.e.c.	42	316,852	283,543	11,708	21,601
C331	Repair of fabricated metal products, machinery and equipment	62	1,101,847	1,004,204	51,917	45,725
C332	Installation of industrial machinery and equipment	1	3,659	3,330	-	329
	IVA – CALABARZON	4,035	141,710,616	129,994,868	3,386,345	8,329,404
C101	Processing and preserving of meat	41	1,649,495	1,469,456	15,845	164,194
C102	Processing and preserving of fish, crustaceans and mollusks	12	286,411	266,596	3,074	16,741
C103	Processing and preserving of fruits and vegetables	19	358,854	332,116	1,802	24,935
C104	Manufacture of vegetable and animal oils and fats	31	492,536	447,381	3,428	41,727
C105	Manufacture of dairy products	12	17,389,936	15,664,482	7,255	1,718,199
C106	Manufacture of grain mill products, starches and starch products	90	153,407	140,412	418	12,577
C107	Manufacture of other food products	877	4,415,616	4,021,825	133,516	260,276
C108	Manufacture of prepared animal feeds	69	216,066	194,579	6,568	14,920
C110	Manufacture of beverages	291	956,042	794,923	129,235	31,884

Table 3.1 Number of Establishments and Compensation for Direct Labor and Indirect Labor by Type for Manufacturing Establishments by Region and Industry Group: Philippines, 2018

(Values are in thousand PhP, except number of establishments. Details may not add-up to total due to rounding and/or statistical disclosure control.)

Continued

2009 PSIC Code	Region/ Industry Description	Number of Establish- ments	Direct and Indirect Labor in Production			
			Total	Gross Salaries and Wages	Separation, Retirement/ Terminal Pay and Gratuities, etc.	Total Employer's Contribution to SSS/GSIS, ECC, etc.
		(1)	(2)	(3)	(4)	(5)
C120	Manufacture of tobacco products	3	245,638	182,936	18,744	43,957
C131	Spinning, weaving and finishing of textiles	10	242,139	220,695	343	21,100
C139	Manufacture of other textiles	33	174,182	160,737	2,552	10,893
C141	Manufacture of wearing apparel, except fur apparel	244	5,599,183	5,118,744	91,077	389,362
C142	Custom tailoring and dressmaking	90	71,766	66,526	413	4,827
C143	Manufacture of knitted and crocheted apparel	16	1,354,508	1,252,318	8,526	93,664
C151	Tanning and dressing of leather; manufacture of luggage and handbags	24	1,739,023	1,704,810	15,481	18,732
C152	Manufacture of footwear	34	367,732	336,247	4,042	27,443
C161	Sawmilling and 224lanning of wood	2	543	489	-	54
C162	Manufacture of products of wood, cork, straw and plaiting materials	64	1,444,611	1,355,880	6,172	82,558
C170	Manufacture of paper and paper products	76	1,321,972	1,217,029	32,264	72,679
C181	Printing and service activities related to printing	198	549,443	503,210	10,309	35,925
C182	Reproduction of recorded media	1	13,621	11,925	659	1,037
C192	Manufacture of refined petroleum products	2	704,050	661,483	-	42,568
C199	Manufacture of other fuel products	1	7,460	6,636	-	824
C201	Manufacture of basic chemicals	31	1,057,236	992,086	14,094	51,056
C202	Manufacture of other chemical products, n.e.c.	91	1,836,579	1,737,608	28,978	69,993
C210	Manufacture of pharmaceuticals, medicinal chemical and botanical products	34	1,933,124	1,749,528	28,018	155,578
C221	Manufacture of rubber products	35	1,053,214	1,005,777	4,630	42,806
C222	Manufacture of plastics products	181	3,479,051	3,214,798	68,952	195,301
C231	Manufacture of glass and glass products	18	723,546	650,008	24,347	49,191
C239	Manufacture of non-metallic mineral products, n.e.c.	115	3,053,591	2,794,909	57,798	200,884
C241	Manufacture of basic iron and steel	59	1,007,632	945,354	25,188	37,090
C242	Manufacture of basic precious and other non-ferrous metals	8	132,490	121,942	3,902	6,646
C243	Casting of metals	16	568,953	529,986	11,112	27,855
C251	Manufacture of structural metal products, tanks, reservoirs and steam generators	109	1,392,147	1,264,760	28,504	98,883
C252	Manufacture of weapons and ammunition	2	556	509	-	47
C259	Manufacture of other fabricated metal products; metal working service activities	245	3,120,604	2,921,144	46,110	153,349
C261	Manufacture of electronic components	103	35,582,644	33,481,176	397,951	1,703,517
C262	Manufacture of computers and peripheral equipment and accessories	24	7,668,814	6,998,364	402,687	267,763
C263	Manufacture of communication equipment	10	202,418	187,673	1,455	13,290

Table 3.1 Number of Establishments and Compensation for Direct Labor and Indirect Labor by Type for Manufacturing Establishments by Region and Industry Group: Philippines, 2018*(Values are in thousand PhP, except number of establishments. Details may not add-up to total due to rounding and/or statistical disclosure control.)**Continued*

2009 PSIC Code	Region/ Industry Description	Number of Establish- ments	Direct and Indirect Labor in Production			
			Total	Gross Salaries and Wages	Separation, Retirement/ Terminal Pay and Gratuities, etc.	Total Employer's Contribution to SSS/GSIS, ECC, etc.
		(1)	(2)	(3)	(4)	(5)
C264	Manufacture of consumer electronics	12	1,669,448	1,581,085	27,728	60,635
C265	Manufacture of measuring, testing, navigating and control equipment; watches and clocks	5	141,240	132,613	3,392	5,234
C267	Manufacture of optical instruments and photographic equipment	9	882,509	814,095	15,422	52,992
C271	Manufacture of electric motors, generators, transformers and electricity distribution and control apparatus	46	1,543,579	1,400,054	38,888	104,638
C272	Manufacture of batteries and accumulators	2	8,420	6,958	320	1,143
C273	Manufacture of wiring and wiring devices	20	1,770,772	1,563,922	136,314	70,537
C274	Manufacture of electric lighting equipment	15	667,323	621,777	15,974	29,572
C275	Manufacture of domestic appliances	12	106,434	92,085	8,900	5,448
C279	Manufacture of other electrical equipment	14	4,060,888	3,692,666	38,904	329,318
C281	Manufacture of general purpose machinery	41	2,396,554	2,250,292	35,513	110,748
C282	Manufacture of special purpose machinery	73	2,728,592	2,622,273	14,234	92,085
C291	Manufacture of motor vehicles	13	1,665,039	1,138,151	502,616	24,273
C292	Manufacture of bodies (coachwork) for motor vehicles; manufacture of trailers and semi-trailers	10	59,002	53,940	1,634	3,428
C293	Manufacture of parts and accessories for motor vehicles	74	13,728,891	12,572,367	474,235	682,289
C301	Building of ships and boats	5	18,490	17,124	-	1,366
C302	Manufacture of railway locomotive and rolling stock	1	-	-	-	-
C303	Manufacture of air and spacecraft and related machinery	1	1,602,340	1,482,398	-	119,943
C309	Manufacture of transport equipment, n.e.c.	21	1,358,829	1,209,636	88,616	60,578
C310	Manufacture of furniture	150	570,926	536,297	3,190	31,439
C321	Manufacture of jewelry, bijouterie and related articles	4	30,302	27,623	1,110	1,570
C322	Manufacture of musical instruments	1	12,569	11,564	-	1,006
C323	Manufacture of sports goods	8	226,424	211,358	1,883	13,183
C324	Manufacture of games and toys	6	297,213	283,972	520	12,721
C325	Manufacture of medical and dental instruments and supplies	21	2,557,443	2,002,829	312,325	242,289
C329	Other manufacturing, n.e.c.	17	216,310	199,245	5,039	12,026
C331	Repair of fabricated metal products, machinery and equipment	133	803,520	726,090	21,437	55,993
C332	Installation of industrial machinery and equipment	1	20,728	17,400	2,705	623
MIMAROPA		1,118	464,652	439,132	4,727	20,793

Table 3.1 Number of Establishments and Compensation for Direct Labor and Indirect Labor by Type for Manufacturing Establishments by Region and Industry Group: Philippines, 2018

(Values are in thousand PhP, except number of establishments. Details may not add-up to total due to rounding and/or statistical disclosure control.)

Continued

2009 PSIC Code	Region/ Industry Description	Number of Establish- ments	Direct and Indirect Labor in Production			
			Total	Gross Salaries and Wages	Separation, Retirement/ Terminal Pay and Gratuities, etc.	Total Employer's Contribution to SSS/GSIS, ECC, etc.
		(1)	(2)	(3)	(4)	(5)
C101	Processing and preserving of meat	3	409	373	-	36
C102	Processing and preserving of fish, crustaceans and mollusks	2	263	257	-	7
C103	Processing and preserving of fruits and vegetables	2	1,852	1,727	-	124
C104	Manufacture of vegetable and animal oils and fats	7	11,811	11,017	-	794
C105	Manufacture of dairy products	5	444	437	-	8
C106	Manufacture of grain mill products, starches and starch products	98	73,886	70,863	50	2,973
C107	Manufacture of other food products	432	109,354	101,960	1,974	5,420
C110	Manufacture of beverages	289	57,502	53,022	1,338	3,141
C131	Spinning, weaving and finishing of textiles	3	1,057	966	-	91
C141	Manufacture of wearing apparel, except fur apparel	8	1,793	1,793	-	-
C142	Custom tailoring and dressmaking	22	8,846	8,613	175	58
C151	Tanning and dressing of leather; manufacture of luggage and handbags	3	1,339	1,288	-	52
C161	Sawmilling and 226lanning of wood	4	455	425	-	29
C162	Manufacture of products of wood, cork, straw and plaiting materials	13	3,912	3,622	-	290
C181	Printing and service activities related to printing	123	50,151	45,547	1,125	3,479
C201	Manufacture of basic chemicals	3	254	241	-	13
C202	Manufacture of other chemical products, n.e.c.	2	5,685	5,136	58	491
C210	Manufacture of pharmaceuticals, medicinal chemical and botanical products	2	793	793	-	-
C222	Manufacture of plastics products	6	2,118	1,933	-	184
C239	Manufacture of non-metallic mineral products, n.e.c.	37	7,984	7,873	-	111
C241	Manufacture of basic iron and steel	8	1,604	1,535	-	69
C242	Manufacture of basic precious and other non-ferrous metals	1	108,481	106,220	-	2,261
C259	Manufacture of other fabricated metal products; metal working service activities	19	7,350	6,749	9	593
C282	Manufacture of special purpose machinery	1	101	101	-	-
C310	Manufacture of furniture	21	5,582	5,079	-	503
C331	Repair of fabricated metal products, machinery and equipment	5	1,630	1,564	-	66
V – Bicol Region		1,339	1,202,969	1,111,366	12,847	78,756
C101	Processing and preserving of meat	14	31,058	28,018	68	2,972
C102	Processing and preserving of fish, crustaceans and mollusks	28	31,229	29,876	229	1,124

Table 3.1 Number of Establishments and Compensation for Direct Labor and Indirect Labor by Type for Manufacturing Establishments by Region and Industry Group: Philippines, 2018*(Values are in thousand PhP, except number of establishments. Details may not add-up to total due to rounding and/or statistical disclosure control.)**Continued*

2009 PSIC Code	Region/ Industry Description	Number of Establish- ments	Direct and Indirect Labor in Production			
			Total	Gross Salaries and Wages	Separation, Retirement/ Terminal Pay and Gratuities, etc.	Total Employer's Contribution to SSS/GSIS, ECC, etc.
		(1)	(2)	(3)	(4)	(5)
C103	Processing and preserving of fruits and vegetables	5	3,398	2,911	178	309
C104	Manufacture of vegetable and animal oils and fats	9	48,679	44,852	406	3,421
C105	Manufacture of dairy products	6	2,391	2,110	39	241
C106	Manufacture of grain mill products, starches and starch products	67	74,377	64,704	2,852	6,820
C107	Manufacture of other food products	542	255,950	234,869	1,430	19,651
C108	Manufacture of prepared animal feeds	4	50,027	45,116	773	4,138
C110	Manufacture of beverages	249	80,002	72,421	-	7,580
C120	Manufacture of tobacco products	2	2,808	2,398	-	410
C131	Spinning, weaving and finishing of textiles	6	1,184	1,075	-	109
C139	Manufacture of other textiles	10	31,083	29,099	-	1,984
C141	Manufacture of wearing apparel, except fur apparel	19	18,110	16,528	-	1,582
C142	Custom tailoring and dressmaking	55	19,350	17,702	-	1,648
C151	Tanning and dressing of leather; manufacture of luggage and handbags	3	385	371	-	14
C152	Manufacture of footwear	4	562	512	-	51
C162	Manufacture of products of wood, cork, straw and plaiting materials	32	26,245	23,990	180	2,075
C170	Manufacture of paper and paper products	5	49,791	42,419	5,733	1,640
C181	Printing and service activities related to printing	93	54,300	49,841	-	4,459
C201	Manufacture of basic chemicals	3	476	445	-	31
C210	Manufacture of pharmaceuticals, medicinal chemical and botanical products	5	6,132	6,132	-	-
C231	Manufacture of glass and glass products	2	215	215	-	-
C239	Manufacture of non-metallic mineral products, n.e.c.	29	165,777	155,038	143	10,597
C241	Manufacture of basic iron and steel	12	10,926	9,867	664	396
C242	Manufacture of basic precious and other non-ferrous metals	1	155,335	151,403	-	3,932
C251	Manufacture of structural metal products, tanks, reservoirs and steam generators	21	5,640	5,146	154	340
C259	Manufacture of other fabricated metal products; metal working service activities	31	4,024	3,665	-	359
C281	Manufacture of general purpose machinery	4	-	-	-	-
C282	Manufacture of special purpose machinery	3	2,664	2,465	-	199
C293	Manufacture of parts and accessories for motor vehicles	3	19	-	-	19
C310	Manufacture of furniture	25	4,292	4,014	-	278
C329	Other manufacturing, n.e.c.	19	49,744	48,427	-	1,318

Table 3.1 Number of Establishments and Compensation for Direct Labor and Indirect Labor by Type for Manufacturing Establishments by Region and Industry Group: Philippines, 2018

(Values are in thousand PhP, except number of establishments. Details may not add-up to total due to rounding and/or statistical disclosure control.)

Continued

2009 PSIC Code	Region/ Industry Description	Number of Establish- ments	Direct and Indirect Labor in Production			
			Total	Gross Salaries and Wages	Separation, Retirement/ Terminal Pay and Gratuities, etc.	Total Employer's Contribution to SSS/GSIS, ECC, etc.
		(1)	(2)	(3)	(4)	(5)
C331	Repair of fabricated metal products, machinery and equipment	29	16,796	15,736	-	1,060
	VI – Western Visayas	1,425	3,135,309	2,839,127	101,059	195,123
C101	Processing and preserving of meat	19	290,203	272,590	-	17,613
C102	Processing and preserving of fish, crustaceans and mollusks	31	62,660	56,184	3,631	2,846
C103	Processing and preserving of fruits and vegetables	2	3,521	3,228	-	293
C104	Manufacture of vegetable and animal oils and fats	5	5,651	5,327	-	325
C105	Manufacture of dairy products	5	1,895	1,700	-	195
C106	Manufacture of grain mill products, starches and starch products	107	70,476	64,711	1,131	4,635
C107	Manufacture of other food products	444	1,692,835	1,513,510	71,743	107,583
C108	Manufacture of prepared animal feeds	3	53,800	48,728	-	5,072
C110	Manufacture of beverages	282	358,892	329,656	4,357	24,879
C131	Spinning, weaving and finishing of textiles	14	5,833	5,218	-	615
C139	Manufacture of other textiles	4	947	864	-	83
C141	Manufacture of wearing apparel, except fur apparel	17	8,941	7,612	679	650
C142	Custom tailoring and dressmaking	63	18,386	17,091	26	1,269
C161	Sawmilling and 228lanning of wood	3	2,423	2,092	245	86
C162	Manufacture of products of wood, cork, straw and plaiting materials	14	7,674	7,195	-	480
C181	Printing and service activities related to printing	145	78,828	73,495	109	5,224
C192	Manufacture of refined petroleum products	1	73	72	-	1
C201	Manufacture of basic chemicals	9	134,198	113,651	18,038	2,509
C202	Manufacture of other chemical products, n.e.c.	1	335	335	-	-
C210	Manufacture of pharmaceuticals, medicinal chemical and botanical products	7	1,913	1,744	-	169
C221	Manufacture of rubber products	3	288	288	-	-
C222	Manufacture of plastics products	21	40,687	38,004	-	2,683
C231	Manufacture of glass and glass products	4	552	552	-	-
C239	Manufacture of non-metallic mineral products, n.e.c.	99	75,209	69,869	893	4,447
C241	Manufacture of basic iron and steel	14	9,538	8,805	208	525
C243	Casting of metals	5	9,991	9,633	-	358
C251	Manufacture of structural metal products, tanks, reservoirs and steam generators	17	53,745	49,397	-	4,348
C259	Manufacture of other fabricated metal products; metal working service activities	33	10,729	9,883	-	846

Table 3.1 Number of Establishments and Compensation for Direct Labor and Indirect Labor by Type for Manufacturing Establishments by Region and Industry Group: Philippines, 2018*(Values are in thousand PhP, except number of establishments. Details may not add-up to total due to rounding and/or statistical disclosure control.)**Continued*

2009 PSIC Code	Region/ Industry Description	Number of Establish- ments	Direct and Indirect Labor in Production			
			Total	Gross Salaries and Wages	Separation, Retirement/ Terminal Pay and Gratuities, etc.	Total Employer's Contribution to SSS/GSIS, ECC, etc.
		(1)	(2)	(3)	(4)	(5)
C265	Manufacture of measuring, testing, navigating and control equipment; watches and clocks	1	12,836	12,836	-	-
C267	Manufacture of optical instruments and photographic equipment	2	753	709	-	44
C282	Manufacture of special purpose machinery	3	37,816	36,657	-	1,159
C293	Manufacture of parts and accessories for motor vehicles	3	72	64	-	7
C310	Manufacture of furniture	12	31,117	28,811	-	2,307
C321	Manufacture of jewelry, bijouterie and related articles	5	1,483	1,408	-	75
C329	Other manufacturing, n.e.c.	11	22,308	20,465	-	1,843
C331	Repair of fabricated metal products, machinery and equipment	16	28,700	26,744	-	1,956
VII – Central Visayas		2,347	27,233,723	24,642,662	898,019	1,693,043
C101	Processing and preserving of meat	27	526,041	492,120	7,022	26,899
C102	Processing and preserving of fish, crustaceans and mollusks	34	263,293	241,612	5,234	16,446
C103	Processing and preserving of fruits and vegetables	21	287,916	268,465	198	19,253
C104	Manufacture of vegetable and animal oils and fats	14	48,812	46,383	-	2,429
C105	Manufacture of dairy products	6	7,200	6,735	-	465
C106	Manufacture of grain mill products, starches and starch products	71	57,243	53,673	-	3,570
C107	Manufacture of other food products	758	748,455	567,001	137,488	43,966
C108	Manufacture of prepared animal feeds	19	342,948	327,894	461	14,592
C110	Manufacture of beverages	247	647,225	551,718	51,345	44,162
C131	Spinning, weaving and finishing of textiles	4	52,439	48,879	-	3,560
C139	Manufacture of other textiles	13	96,724	89,046	248	7,431
C141	Manufacture of wearing apparel, except fur apparel	53	5,275,660	4,789,323	155,352	330,985
C142	Custom tailoring and dressmaking	50	8,380	7,803	-	577
C151	Tanning and dressing of leather; manufacture of luggage and handbags	2	25,520	24,109	-	1,411
C152	Manufacture of footwear	16	104,553	97,517	852	6,185
C161	Sawmilling and planing of wood	8	11,117	9,213	999	905
C162	Manufacture of products of wood, cork, straw and plaiting materials	15	66,938	62,128	240	4,570
C170	Manufacture of paper and paper products	19	138,003	127,989	3,845	6,169
C181	Printing and service activities related to printing	268	230,816	215,730	117	14,970
C201	Manufacture of basic chemicals	18	181,570	168,073	3,144	10,353

Table 3.1 Number of Establishments and Compensation for Direct Labor and Indirect Labor by Type for Manufacturing Establishments by Region and Industry Group: Philippines, 2018

(Values are in thousand PhP, except number of establishments. Details may not add-up to total due to rounding and/or statistical disclosure control.)

Continued

2009 PSIC Code	Region/ Industry Description	Number of Establish- ments	Direct and Indirect Labor in Production			
			Total	Gross Salaries and Wages	Separation, Retirement/ Terminal Pay and Gratuities, etc.	Total Employer's Contribution to SSS/GSIS, ECC, etc.
		(1)	(2)	(3)	(4)	(5)
C202	Manufacture of other chemical products, n.e.c.	36	332,557	310,113	1,057	21,388
C210	Manufacture of pharmaceuticals, medicinal chemical and botanical products	4	70,401	65,485	-	4,915
C221	Manufacture of rubber products	7	380,340	359,361	3,546	17,433
C222	Manufacture of plastics products	71	273,418	256,106	-	17,311
C231	Manufacture of glass and glass products	7	131,048	120,860	639	9,549
C239	Manufacture of non-metallic mineral products, n.e.c.	45	873,099	803,534	22,234	47,331
C241	Manufacture of basic iron and steel	29	194,419	172,460	6,325	15,634
C242	Manufacture of basic precious and other non-ferrous metals	2	15,901	13,373	-	2,528
C243	Casting of metals	8	194,801	182,589	1,764	10,448
C251	Manufacture of structural metal products, tanks, reservoirs and steam generators	10	337,670	310,281	324	27,066
C252	Manufacture of weapons and ammunition	1	43,078	40,125	256	2,697
C259	Manufacture of other fabricated metal products; metal working service activities	50	780,476	727,159	10,716	42,601
C261	Manufacture of electronic components	10	3,831,317	3,328,388	173,166	329,763
C262	Manufacture of computers and peripheral equipment and accessories	1	70,401	64,061	2,988	3,351
C263	Manufacture of communication equipment	2	255,975	246,582	606	8,787
C264	Manufacture of consumer electronics	3	386,785	351,017	18,069	17,698
C265	Manufacture of measuring, testing, navigating and control equipment; watches and clocks	5	674,539	656,560	-	17,979
C267	Manufacture of optical instruments and photographic equipment	12	636,080	605,572	6,633	23,875
C271	Manufacture of electric motors, generators, transformers and electricity distribution and control apparatus	7	159,526	149,673	1,093	8,759
C273	Manufacture of wiring and wiring devices	1	57,576	54,621	-	2,955
C274	Manufacture of electric lighting equipment	4	82,466	76,295	438	5,733
C275	Manufacture of domestic appliances	2	51,579	48,990	-	2,589
C279	Manufacture of other electrical equipment	2	521,743	318,814	187,245	15,684
C281	Manufacture of general purpose machinery	5	137,458	129,688	1,734	6,036
C282	Manufacture of special purpose machinery	5	35,586	34,081	38	1,466
C291	Manufacture of motor vehicles	10	313,164	294,711	3,195	15,258
C293	Manufacture of parts and accessories for motor vehicles	8	2,107,389	1,995,949	10,870	100,569
C301	Building of ships and boats	13	2,330,275	2,131,639	6,010	192,626

Table 3.1 Number of Establishments and Compensation for Direct Labor and Indirect Labor by Type for Manufacturing Establishments by Region and Industry Group: Philippines, 2018*(Values are in thousand PhP, except number of establishments. Details may not add-up to total due to rounding and/or statistical disclosure control.)**Continued*

2009 PSIC Code	Region/ Industry Description	Number of Establish- ments	Direct and Indirect Labor in Production			
			Total	Gross Salaries and Wages	Separation, Retirement/ Terminal Pay and Gratuities, etc.	Total Employer's Contribution to SSS/GSIS, ECC, etc.
		(1)	(2)	(3)	(4)	(5)
C309	Manufacture of transport equipment, n.e.c.	3	497,914	464,359	11,352	22,202
C310	Manufacture of furniture	173	1,281,120	1,159,644	44,865	76,611
C321	Manufacture of jewelry, bijouterie and related articles	37	182,586	169,479	563	12,545
C322	Manufacture of musical instruments	1	2,224	2,044	-	180
C323	Manufacture of sports goods	2	41,923	38,124	501	3,297
C324	Manufacture of games and toys	2	140,358	127,626	2,214	10,519
C325	Manufacture of medical and dental instruments and supplies	15	324,782	309,673	101	15,008
C329	Other manufacturing, n.e.c.	24	87,446	77,433	4,368	5,645
C331	Repair of fabricated metal products, machinery and equipment	66	275,449	250,779	8,561	16,109
VIII – Eastern Visayas		1,415	1,664,239	1,544,680	45,619	73,940
C101	Processing and preserving of meat	1	9,696	8,943	-	753
C102	Processing and preserving of fish, crustaceans and mollusks	8	12,053	10,557	-	1,496
C103	Processing and preserving of fruits and vegetables	5	2,238	2,129	-	109
C104	Manufacture of vegetable and animal oils and fats	7	36,216	34,177	-	2,039
C105	Manufacture of dairy products	2	142	129	-	13
C106	Manufacture of grain mill products, starches and starch products	100	37,391	34,266	203	2,921
C107	Manufacture of other food products	646	479,290	441,186	6,395	31,710
C110	Manufacture of beverages	365	118,580	111,815	-	6,765
C131	Spinning, weaving and finishing of textiles	4	-	-	-	-
C139	Manufacture of other textiles	1	597	586	-	11
C141	Manufacture of wearing apparel, except fur apparel	8	4,150	4,150	-	-
C142	Custom tailoring and dressmaking	34	6,799	6,407	-	391
C162	Manufacture of products of wood, cork, straw and plaiting materials	13	3,022	2,853	-	170
C170	Manufacture of paper and paper products	7	26,285	24,839	-	1,446
C181	Printing and service activities related to printing	76	28,759	27,367	-	1,392
C201	Manufacture of basic chemicals	7	21,795	18,489	2,628	678
C210	Manufacture of pharmaceuticals, medicinal chemical and botanical products	2	292	292	-	-
C222	Manufacture of plastics products	9	2,482	2,245	-	237
C231	Manufacture of glass and glass products	6	939	878	-	61
C239	Manufacture of non-metallic mineral products, n.e.c.	38	10,035	9,831	-	204
C241	Manufacture of basic iron and steel	3	662	617	-	46

Table 3.1 Number of Establishments and Compensation for Direct Labor and Indirect Labor by Type for Manufacturing Establishments by Region and Industry Group: Philippines, 2018

(Values are in thousand PhP, except number of establishments. Details may not add-up to total due to rounding and/or statistical disclosure control.)

Continued

2009 PSIC Code	Region/ Industry Description	Number of Establish- ments	Direct and Indirect Labor in Production			
			Total	Gross Salaries and Wages	Separation, Retirement/ Terminal Pay and Gratuities, etc.	Total Employer's Contribution to SSS/GSIS, ECC, etc.
		(1)	(2)	(3)	(4)	(5)
C242	Manufacture of basic precious and other non-ferrous metals	1	810,215	756,212	36,197	17,806
C243	Casting of metals	1	4,359	3,879	-	479
C251	Manufacture of structural metal products, tanks, reservoirs and steam generators	5	1,441	1,338	-	103
C259	Manufacture of other fabricated metal products; metal working service activities	38	7,459	7,413	-	45
C273	Manufacture of wiring and wiring devices	1	7,753	7,280	-	473
C282	Manufacture of special purpose machinery	1	532	488	-	44
C310	Manufacture of furniture	4	1,650	1,372	196	82
C321	Manufacture of jewelry, bijouterie and related articles	5	3,887	1,949	-	1,937
C329	Other manufacturing, n.e.c.	12	9,440	8,856	-	584
C331	Repair of fabricated metal products, machinery and equipment	6	16,080	14,137	-	1,944
IX – Zamboanga Peninsula		1,278	1,315,439	1,208,978	9,297	97,164
C101	Processing and preserving of meat	12	5,985	5,422	74	489
C102	Processing and preserving of fish, crustaceans and mollusks	29	481,829	433,876	3,235	44,719
C104	Manufacture of vegetable and animal oils and fats	6	18,372	16,828	-	1,544
C105	Manufacture of dairy products	4	225	220	-	5
C106	Manufacture of grain mill products, starches and starch products	133	66,988	61,671	-	5,317
C107	Manufacture of other food products	649	424,429	393,926	1,883	28,620
C108	Manufacture of prepared animal feeds	1	2,813	2,569	-	245
C110	Manufacture of beverages	151	49,411	44,948	871	3,592
C139	Manufacture of other textiles	1	432	432	-	-
C142	Custom tailoring and dressmaking	37	20,096	18,904	53	1,139
C161	Sawmilling and 232lanning of wood	4	938	913	-	25
C162	Manufacture of products of wood, cork, straw and plaiting materials	2	45,646	45,149	-	496
C181	Printing and service activities related to printing	81	26,437	24,626	-	1,811
C221	Manufacture of rubber products	5	21,234	19,548	449	1,236
C222	Manufacture of plastics products	8	5,769	5,318	-	451
C231	Manufacture of glass and glass products	4	1,239	1,169	-	69
C239	Manufacture of non-metallic mineral products, n.e.c.	36	10,854	10,363	65	426
C241	Manufacture of basic iron and steel	5	5,847	5,525	288	34
C251	Manufacture of structural metal products, tanks, reservoirs and steam generators	12	2,818	2,606	-	211
C259	Manufacture of other fabricated metal products; metal working service activities	23	78,661	73,317	2,072	3,271
C310	Manufacture of furniture	26	17,585	16,308	306	972

Table 3.1 Number of Establishments and Compensation for Direct Labor and Indirect Labor by Type for Manufacturing Establishments by Region and Industry Group: Philippines, 2018*(Values are in thousand PhP, except number of establishments. Details may not add-up to total due to rounding and/or statistical disclosure control.)**Continued*

2009 PSIC Code	Region/ Industry Description	Number of Establish- ments	Direct and Indirect Labor in Production			
			Total	Gross Salaries and Wages	Separation, Retirement/ Terminal Pay and Gratuities, etc.	Total Employer's Contribution to SSS/GSIS, ECC, etc.
		(1)	(2)	(3)	(4)	(5)
C321	Manufacture of jewelry, bijouterie and related articles	1	2,309	2,110	-	199
C329	Other manufacturing, n.e.c.	4	2,791	2,676	-	115
C331	Repair of fabricated metal products, machinery and equipment	44	22,731	20,552	-	2,178
	X – Northern Mindanao	1,124	4,535,042	4,180,817	103,082	251,143
C101	Processing and preserving of meat	23	129,734	119,375	891	9,468
C102	Processing and preserving of fish, crustaceans and mollusks	1	5,528	5,026	-	503
C103	Processing and preserving of fruits and vegetables	15	2,099,227	1,963,766	14,386	121,074
C104	Manufacture of vegetable and animal oils and fats	9	138,053	127,136	557	10,360
C105	Manufacture of dairy products	6	6,235	5,950	-	285
C106	Manufacture of grain mill products, starches and starch products	36	169,705	161,770	287	7,648
C107	Manufacture of other food products	409	664,249	622,441	10,900	30,907
C108	Manufacture of prepared animal feeds	7	69,715	8,948	60,366	401
C110	Manufacture of beverages	182	230,673	213,124	101	17,447
C131	Spinning, weaving and finishing of textiles	3	-	-	-	-
C139	Manufacture of other textiles	5	1,575	1,442	-	134
C141	Manufacture of wearing apparel, except fur apparel	10	11,433	11,040	-	393
C142	Custom tailoring and dressmaking	43	21,234	19,751	-	1,483
C152	Manufacture of footwear	4	23,332	23,133	-	199
C161	Sawmilling and 233lanning of wood	15	41,759	39,542	350	1,867
C162	Manufacture of products of wood, cork, straw and plaiting materials	14	48,047	41,856	2,713	3,477
C170	Manufacture of paper and paper products	6	80,208	76,078	711	3,419
C181	Printing and service activities related to printing	92	59,481	55,535	-	3,946
C192	Manufacture of refined petroleum products	3	1,372	1,262	-	110
C201	Manufacture of basic chemicals	11	104,549	101,335	550	2,664
C202	Manufacture of other chemical products, n.e.c.	4	58,236	53,643	1,062	3,531
C210	Manufacture of pharmaceuticals, medicinal chemical and botanical products	2	220	216	-	4
C221	Manufacture of rubber products	1	12,245	11,711	-	535
C222	Manufacture of plastics products	22	26,639	24,589	-	2,049
C231	Manufacture of glass and glass products	3	1,520	1,440	-	80
C239	Manufacture of non-metallic mineral products, n.e.c.	38	149,233	140,449	5,955	2,829
C241	Manufacture of basic iron and steel	10	78,859	72,012	2,000	4,847

Table 3.1 Number of Establishments and Compensation for Direct Labor and Indirect Labor by Type for Manufacturing Establishments by Region and Industry Group: Philippines, 2018

(Values are in thousand PhP, except number of establishments. Details may not add-up to total due to rounding and/or statistical disclosure control.)

Continued

2009 PSIC Code	Region/ Industry Description	Number of Establish- ments	Direct and Indirect Labor in Production			
			Total	Gross Salaries and Wages	Separation, Retirement/ Terminal Pay and Gratuities, etc.	Total Employer's Contribution to SSS/GSIS, ECC, etc.
		(1)	(2)	(3)	(4)	(5)
C243	Casting of metals	3	4,185	3,834	-	351
C251	Manufacture of structural metal products, tanks, reservoirs and steam generators	26	52,405	48,964	-	3,440
C259	Manufacture of other fabricated metal products; metal working service activities	17	14,334	13,304	-	1,031
C264	Manufacture of consumer electronics	1	25,563	23,330	-	2,233
C271	Manufacture of electric motors, generators, transformers and electricity distribution and control apparatus	2	-	-	-	-
C281	Manufacture of general purpose machinery	2	16,467	15,130	895	442
C282	Manufacture of special purpose machinery	1	30,943	28,221	-	2,722
C291	Manufacture of motor vehicles	3	4,393	4,207	-	186
C293	Manufacture of parts and accessories for motor vehicles	3	2,897	2,775	-	122
C310	Manufacture of furniture	39	36,919	33,902	-	3,017
C321	Manufacture of jewelry, bijouterie and related articles	2	415	385	-	30
C324	Manufacture of games and toys	1	2,984	2,738	-	246
C329	Other manufacturing, n.e.c.	2	6,285	5,773	-	512
C331	Repair of fabricated metal products, machinery and equipment	49	104,192	95,685	1,356	7,151
	XI – Davao Region	1,478	6,261,343	5,719,855	89,762	451,726
C101	Processing and preserving of meat	13	116,933	106,489	1,618	8,826
C102	Processing and preserving of fish, crustaceans and mollusks	5	19,755	18,606	-	1,149
C103	Processing and preserving of fruits and vegetables	13	76,924	70,699	-	6,225
C104	Manufacture of vegetable and animal oils and fats	17	970,961	891,790	421	78,749
C105	Manufacture of dairy products	5	1,357	1,260	-	96
C106	Manufacture of grain mill products, starches and starch products	131	85,254	78,216	2,611	4,427
C107	Manufacture of other food products	430	2,032,564	1,854,285	11,607	166,671
C108	Manufacture of prepared animal feeds	7	155,157	144,201	3,357	7,600
C110	Manufacture of beverages	270	469,305	420,705	15,600	33,001
C120	Manufacture of tobacco products	1	3,176	2,868	49	258
C139	Manufacture of other textiles	19	21,494	19,763	171	1,560
C141	Manufacture of wearing apparel, except fur apparel	23	20,517	16,467	2,703	1,347
C142	Custom tailoring and dressmaking	41	25,308	23,043	48	2,216
C152	Manufacture of footwear	5	830	647	-	184
C161	Sawmilling and 234lanning of wood	3	5,957	5,633	20	303
C162	Manufacture of products of wood, cork, straw and plaiting materials	31	136,872	127,893	2,334	6,644

Table 3.1 Number of Establishments and Compensation for Direct Labor and Indirect Labor by Type for Manufacturing Establishments by Region and Industry Group: Philippines, 2018*(Values are in thousand PhP, except number of establishments. Details may not add-up to total due to rounding and/or statistical disclosure control.)**Continued*

2009 PSIC Code	Region/ Industry Description	Number of Establish- ments	Direct and Indirect Labor in Production			
			Total	Gross Salaries and Wages	Separation, Retirement/ Terminal Pay and Gratuities, etc.	Total Employer's Contribution to SSS/GSIS, ECC, etc.
		(1)	(2)	(3)	(4)	(5)
C170	Manufacture of paper and paper products	15	206,677	166,896	7,218	32,563
C181	Printing and service activities related to printing	123	231,188	214,940	4,576	11,672
C192	Manufacture of refined petroleum products	1	6,462	5,503	-	959
C201	Manufacture of basic chemicals	22	35,320	31,343	1,847	2,129
C202	Manufacture of other chemical products, n.e.c.	8	199,534	177,185	6,284	16,066
C210	Manufacture of pharmaceuticals, medicinal chemical and botanical products	8	114,182	113,913	-	269
C221	Manufacture of rubber products	4	1,888	1,884	-	4
C222	Manufacture of plastics products	42	468,105	429,421	4,643	34,041
C231	Manufacture of glass and glass products	4	2,404	2,201	-	203
C239	Manufacture of non-metallic mineral products, n.e.c.	46	460,158	430,877	18,313	10,969
C241	Manufacture of basic iron and steel	11	85,977	79,267	1,498	5,212
C242	Manufacture of basic precious and other non-ferrous metals	3	22,187	20,097	1,837	253
C243	Casting of metals	1	7,001	6,187	371	444
C251	Manufacture of structural metal products, tanks, reservoirs and steam generators	15	37,077	33,449	1,084	2,544
C252	Manufacture of weapons and ammunition	2	1,749	1,620	-	130
C259	Manufacture of other fabricated metal products; metal working service activities	10	14,884	13,686	-	1,198
C265	Manufacture of measuring, testing, navigating and control equipment; watches and clocks	2	4,169	3,897	-	271
C271	Manufacture of electric motors, generators, transformers and electricity distribution and control apparatus	2	704	641	-	63
C275	Manufacture of domestic appliances	3	4,964	4,710	4	251
C281	Manufacture of general purpose machinery	4	1,383	1,336	-	47
C282	Manufacture of special purpose machinery	26	31,043	28,156	423	2,464
C291	Manufacture of motor vehicles	1	9,954	9,772	-	182
C293	Manufacture of parts and accessories for motor vehicles	3	-	-	-	-
C301	Building of ships and boats	1	-	-	-	-
C310	Manufacture of furniture	48	80,164	74,547	232	5,384
C321	Manufacture of jewelry, bijouterie and related articles	5	-	-	-	-
C329	Other manufacturing, n.e.c.	11	12,093	11,076	-	1,017
C331	Repair of fabricated metal products, machinery and equipment	44	79,714	74,686	894	4,134

Table 3.1 Number of Establishments and Compensation for Direct Labor and Indirect Labor by Type for Manufacturing Establishments by Region and Industry Group: Philippines, 2018

(Values are in thousand PhP, except number of establishments. Details may not add-up to total due to rounding and/or statistical disclosure control.)

Continued

2009 PSIC Code	Region/ Industry Description	Number of Establish- ments	Direct and Indirect Labor in Production			
			Total	Gross Salaries and Wages	Separation, Retirement/ Terminal Pay and Gratuities, etc.	Total Employer's Contribution to SSS/GSIS, ECC, etc.
		(1)	(2)	(3)	(4)	(5)
	XII – SOCCSKSARGEN	1,220	1,377,858	1,288,637	7,680	81,541
C101	Processing and preserving of meat	6	79,157	75,925	-	3,232
C102	Processing and preserving of fish, crustaceans and mollusks	24	215,112	207,230	746	7,137
C103	Processing and preserving of fruits and vegetables	1	907	201	492	214
C104	Manufacture of vegetable and animal oils and fats	7	142,960	130,992	-	11,968
C105	Manufacture of dairy products	3	2,588	2,377	-	211
C106	Manufacture of grain mill products, starches and starch products	180	102,599	98,944	-	3,655
C107	Manufacture of other food products	390	190,240	177,145	1,240	11,855
C108	Manufacture of prepared animal feeds	3	24,930	23,051	151	1,728
C110	Manufacture of beverages	250	80,104	77,879	-	2,226
C131	Spinning, weaving and finishing of textiles	6	3,082	2,774	-	308
C139	Manufacture of other textiles	3	271	271	-	-
C141	Manufacture of wearing apparel, except fur apparel	13	7,879	7,188	-	692
C142	Custom tailoring and dressmaking	51	12,756	12,049	-	707
C161	Sawmilling and 236lanning of wood	7	5,300	5,054	8	238
C162	Manufacture of products of wood, cork, straw and plaiting materials	8	7,600	7,129	-	472
C170	Manufacture of paper and paper products	4	9,927	8,978	272	677
C181	Printing and service activities related to printing	107	54,119	49,736	-	4,383
C192	Manufacture of refined petroleum products	1	4,966	4,764	-	202
C201	Manufacture of basic chemicals	10	7,752	6,235	712	805
C202	Manufacture of other chemical products, n.e.c.	2	1,599	1,535	-	64
C221	Manufacture of rubber products	2	15,505	12,481	1,393	1,631
C222	Manufacture of plastics products	1	879	864	-	15
C231	Manufacture of glass and glass products	2	2,499	2,289	-	210
C239	Manufacture of non-metallic mineral products, n.e.c.	32	5,981	5,891	-	90
C241	Manufacture of basic iron and steel	12	3,863	3,556	-	306
C243	Casting of metals	1	264	241	-	23
C251	Manufacture of structural metal products, tanks, reservoirs and steam generators	13	125,449	114,241	-	11,208
C259	Manufacture of other fabricated metal products; metal working service activities	42	103,667	95,865	2,469	5,333
C301	Building of ships and boats	2	8,453	8,224	-	230
C310	Manufacture of furniture	10	56,316	52,576	79	3,661
C323	Manufacture of sports goods	1	465	324	-	141
C331	Repair of fabricated metal products, machinery and equipment	29	100,667	92,628	119	7,920

Table 3.1 Number of Establishments and Compensation for Direct Labor and Indirect Labor by Type for Manufacturing Establishments by Region and Industry Group: Philippines, 2018

(Values are in thousand PhP, except number of establishments. Details may not add-up to total due to rounding and/or statistical disclosure control.)

Continued

2009 PSIC Code	Region/ Industry Description	Number of Establish- ments	Direct and Indirect Labor in Production			
			Total	Gross Salaries and Wages	Separation, Retirement/ Terminal Pay and Gratuities, etc.	Total Employer's Contribution to SSS/GSIS, ECC, etc.
		(1)	(2)	(3)	(4)	(5)
	XIII – Caraga	1,050	1,088,620	1,052,303	1,307	35,010
C101	Processing and preserving of meat	9	5,141	4,769	-	372
C102	Processing and preserving of fish, crustaceans and mollusks	2	17,775	16,955	-	820
C103	Processing and preserving of fruits and vegetables	2	475	435	-	40
C104	Manufacture of vegetable and animal oils and fats	5	215,958	214,104	-	1,854
C106	Manufacture of grain mill products, starches and starch products	46	3,915	3,810	-	105
C107	Manufacture of other food products	498	334,088	324,210	466	9,412
C108	Manufacture of prepared animal feeds	4	-	-	-	-
C110	Manufacture of beverages	167	23,433	22,606	-	827
C139	Manufacture of other textiles	3	47	47	-	-
C141	Manufacture of wearing apparel, except fur apparel	3	-	-	-	-
C142	Custom tailoring and dressmaking	22	4,966	4,814	-	151
C161	Sawmilling and 237lanning of wood	7	19,074	17,680	252	1,142
C162	Manufacture of products of wood, cork, straw and plaiting materials	10	104,589	97,018	-	7,571
C181	Printing and service activities related to printing	86	17,133	15,897	-	1,236
C201	Manufacture of basic chemicals	1	3,812	3,431	104	277
C202	Manufacture of other chemical products, n.e.c.	13	67,349	62,687	-	4,662
C231	Manufacture of glass and glass products	2	43	41	-	3
C239	Manufacture of non-metallic mineral products, n.e.c.	35	19,045	18,917	-	128
C241	Manufacture of basic iron and steel	3	684	665	-	19
C242	Manufacture of basic precious and other non-ferrous metals	2	208,819	204,993	-	3,827
C259	Manufacture of other fabricated metal products; metal working service activities	32	7,308	7,124	-	184
C275	Manufacture of domestic appliances	3	87	-	87	-
C301	Building of ships and boats	1	1,157	1,063	-	93
C309	Manufacture of transport equipment, n.e.c.	7	1,634	1,634	-	-
C310	Manufacture of furniture	29	5,984	5,148	398	438
C321	Manufacture of jewelry, bijouterie and related articles	9	-	-	-	-
C324	Manufacture of games and toys	3	-	-	-	-
C329	Other manufacturing, n.e.c.	12	4,421	4,059	-	362
C331	Repair of fabricated metal products, machinery and equipment	34	21,682	20,195	-	1,487
	Autonomous Region in Muslim Mindanao	343	243,209	231,824	606	10,779

Table 3.1 Number of Establishments and Compensation for Direct Labor and Indirect Labor by Type for Manufacturing Establishments by Region and Industry Group: Philippines, 2018

(Values are in thousand PhP, except number of establishments. Details may not add-up to total due to rounding and/or statistical disclosure control.)

Concluded

2009 PSIC Code	Region/ Industry Description	Number of Establish- ments	Direct and Indirect Labor in Production			
			Total	Gross Salaries and Wages	Separation, Retirement/ Terminal Pay and Gratuities, etc.	Total Employer's Contribution to SSS/GSIS, ECC, etc.
		(1)	(2)	(3)	(4)	(5)
C104	Manufacture of vegetable and animal oils and fats	1	2,484	2,111	-	373
C106	Manufacture of grain mill products, starches and starch products	46	155,195	146,526	-	8,668
C107	Manufacture of other food products	83	34,966	33,749	606	611
C108	Manufacture of prepared animal feeds	3	-	-	-	-
C110	Manufacture of beverages	124	25,575	25,575	-	-
C142	Custom tailoring and dressmaking	22	12,533	12,533	-	-
C181	Printing and service activities related to printing	46	3,499	3,499	-	-
C221	Manufacture of rubber products	1	1,220	1,074	-	146
C239	Manufacture of non-metallic mineral products, n.e.c.	7	683	683	-	-
C251	Manufacture of structural metal products, tanks, reservoirs and steam generators	5	-	-	-	-
C310	Manufacture of furniture	5	7,055	6,075	-	980

Notes: "-" – zero value

S – suppressed

Source: Philippine Statistics Authority, 2018 Census of Philippine Business and Industry

Table 3.2 Number of Establishments and Indirect Labor in General Administrative and Operating Expenses by Type for Manufacturing Establishments by Region and Industry Group: Philippines, 2018*(Values are in thousand PhP, except number of establishments. Details may not add up to total due to rounding and/or suppression.)*

2009 PSIC Code	Region/ Industry Description	Number of Establish ments	Indirect Labor in General Administrative and Other Operating Expenses			
			Total	Gross Salaries and Wages	Separation, Retirement/ Terminal Pay and Gratuities, etc.	Total Employer's Contribution to SSS/GSIS, ECC, etc.
		(1)	(2)	(3)	(4)	(5)
	Philippines	28,968	119,446,866	96,697,553	6,164,565	16,585,545
C101	Processing and preserving of meat	299	3,461,070	3,140,549	67,650	252,872
C102	Processing and preserving of fish, crustaceans and mollusks	278	1,853,259	1,709,270	60,194	83,794
C103	Processing and preserving of fruits and vegetables	169	12,906,017	2,927,208	17,606	9,961,204
C104	Manufacture of vegetable and animal oils and fats	140	1,744,966	1,577,636	86,126	81,204
C105	Manufacture of dairy products	99	4,783,841	4,383,243	21,185	379,413
C106	Manufacture of grain mill products, starches and starch products	1,701	1,505,958	1,400,109	21,313	84,535
C107	Manufacture of other food products	9,084	12,914,102	11,050,035	928,057	936,010
C108	Manufacture of prepared animal feeds	199	1,630,511	1,477,199	66,399	86,912
C110	Manufacture of beverages	3,986	8,224,980	7,463,704	162,422	598,854
C120	Manufacture of tobacco products	17	1,996,756	1,403,965	172,172	420,619
C131	Spinning, weaving and finishing of textiles	125	255,100	226,954	14,793	13,353
C139	Manufacture of other textiles	236	562,006	471,486	58,446	32,073
C141	Manufacture of wearing apparel, except fur apparel	880	2,631,797	2,417,942	60,101	153,755
C142	Custom tailoring and dressmaking	790	170,420	158,250	1,079	11,091
C143	Manufacture of knitted and crocheted apparel	40	96,399	78,864	12,076	5,460
C151	Tanning and dressing of leather; manufacture of luggage and handbags	107	420,654	395,580	2,373	22,701
C152	Manufacture of footwear	140	339,373	310,143	11,283	17,947
C161	Sawmilling and planing of wood	59	108,350	100,709	687	6,954
C162	Manufacture of products of wood, cork, straw and plaiting materials	333	545,695	512,603	7,099	26,790
C170	Manufacture of paper and paper products	330	2,129,442	1,893,366	116,189	119,887
C181	Printing and service activities related to printing	2,566	1,950,140	1,715,912	112,229	121,999
C182	Reproduction of recorded media	4	5,001	4,510	119	372
C192	Manufacture of refined petroleum products	15	690,927	642,009	132	48,786
C199	Manufacture of other fuel products	3	84,720	74,001	9,582	1,138
C201	Manufacture of basic chemicals	190	2,083,130	1,859,399	165,641	58,089
C202	Manufacture of other chemical products, n.e.c.	357	6,717,422	5,585,276	689,848	442,299
C203	Manufacture of man-made fibers	2	2,745	2,529	-	216
C210	Manufacture of pharmaceuticals, medicinal chemical and botanical products	117	5,456,656	4,390,131	949,415	117,109
C221	Manufacture of rubber products	134	578,839	538,718	12,499	27,622
C222	Manufacture of plastics products	834	4,162,567	3,779,002	124,058	259,508
C231	Manufacture of glass and glass products	104	798,899	666,550	89,326	43,023
C239	Manufacture of non-metallic mineral products, n.e.c.	846	2,579,566	2,334,956	74,379	170,231

Continued

Table 3.2 Number of Establishments and Indirect Labor in General Administrative and Operating Expenses by Type for Manufacturing Establishments by Region and Industry Group: Philippines, 2018

(Values are in thousand PhP, except number of establishments. Details may not add up to total due to rounding and/or suppression.)

Continued

2009 PSIC Code	Region/ Industry Description	Number of Establish- ments	Indirect Labor in General Administrative and Other Operating Expenses			
			Total	Gross Salaries and Wages	Separation, Retirement/ Terminal Pay and Gratuities, etc.	Total Employer's Contribution to SSS/GSIS, ECC, etc.
		(1)	(2)	(3)	(4)	(5)
C241	Manufacture of basic iron and steel	319	2,167,161	1,834,207	137,944	195,010
C242	Manufacture of basic precious and other non-ferrous metals	26	921,849	873,431	28,491	19,927
C243	Casting of metals	59	615,556	538,674	45,071	31,811
C251	Manufacture of structural metal products, tanks, reservoirs and steam generators	469	1,282,121	1,177,159	24,494	80,468
C252	Manufacture of weapons and ammunition	12	28,135	25,942	114	2,079
C259	Manufacture of other fabricated metal products; metal working service activities	859	2,155,777	1,956,625	89,610	109,542
C261	Manufacture of electronic components	138	9,542,559	8,345,829	652,240	544,489
C262	Manufacture of computers and peripheral equipment and accessories	32	2,161,356	1,961,959	11,788	187,609
C263	Manufacture of communication equipment	13	174,263	167,578	447	6,238
C264	Manufacture of consumer electronics	27	401,768	386,413	4,749	10,607
C265	Manufacture of measuring, testing, navigating and control equipment; watches and clocks	25	133,441	126,160	66	7,215
C267	Manufacture of optical instruments and photographic equipment	24	311,413	294,508	7,820	9,085
C271	Manufacture of electric motors, generators, transformers and electricity distribution and control apparatus	84	314,182	282,757	15,131	16,294
C272	Manufacture of batteries and accumulators	6	253,642	234,874	363	18,405
C273	Manufacture of wiring and wiring devices	53	513,772	434,942	57,649	21,181
C274	Manufacture of electric lighting equipment	34	279,784	263,630	2,958	13,196
C275	Manufacture of domestic appliances	36	410,155	344,771	1,947	63,437
C279	Manufacture of other electrical equipment	35	405,302	350,378	32,296	22,628
C281	Manufacture of general purpose machinery	102	1,972,185	1,873,674	33,011	65,500
C282	Manufacture of special purpose machinery	162	759,572	720,040	6,315	33,217
C291	Manufacture of motor vehicles	40	701,052	559,615	124,819	16,617
C292	Manufacture of bodies (coachwork) for motor vehicles; manufacture of trailers and semi-trailers	24	188,305	181,674	1,518	5,114
C293	Manufacture of parts and accessories for motor vehicles	119	2,885,162	2,606,898	182,775	95,489
C301	Building of ships and boats	29	221,598	210,182	2,168	9,247
C302	Manufacture of railway locomotive and rolling stock	1	13,635	12,849	-	785
C303	Manufacture of air and spacecraft and related machinery	8	736,941	624,710	63,111	49,120
C309	Manufacture of transport equipment, n.e.c.	67	1,497,526	1,157,226	252,738	87,561
C310	Manufacture of furniture	852	1,388,750	1,253,747	46,497	88,507

Table 3.2 Number of Establishments and Indirect Labor in General Administrative and Operating Expenses by Type for Manufacturing Establishments by Region and Industry Group: Philippines, 2018

(Values are in thousand PhP, except number of establishments. Details may not add up to total due to rounding and/or suppression.)

Continued

2009 PSIC Code	Region/ Industry Description	Number of Establish ments	Indirect Labor in General Administrative and Other Operating Expenses			
			Total	Gross Salaries and Wages	Separation, Retirement/ Terminal Pay and Gratuities, etc.	Total Employer's Contribution to SSS/GSIS, ECC, etc.
		(1)	(2)	(3)	(4)	(5)
C321	Manufacture of jewelry, bijouterie and related articles	99	150,577	134,216	7,619	8,742
C322	Manufacture of musical instruments	4	2,921	2,403	315	203
C323	Manufacture of sports goods	17	113,729	97,608	11,714	4,407
C324	Manufacture of games and toys	28	76,019	71,794	135	4,089
C325	Manufacture of medical and dental instruments and supplies	56	1,259,494	1,078,121	93,291	88,081
C329	Other manufacturing, n.e.c.	204	292,938	270,874	6,596	15,468
C331	Repair of fabricated metal products, machinery and equipment	712	1,719,580	1,547,186	104,254	68,141
C332	Installation of industrial machinery and equipment	6	3,342	3,088	36	219
	National Capital Region	4,636	48,903,790	34,275,866	2,095,950	12,531,974
C101	Processing and preserving of meat	34	1,187,939	1,074,484	19,324	94,130
C102	Processing and preserving of fish, crustaceans and mollusks	29	691,964	652,067	21,392	18,505
C103	Processing and preserving of fruits and vegetables	36	11,625,870	1,687,130	14,766	9,923,973
C104	Manufacture of vegetable and animal oils and fats	19	699,723	645,732	34,506	19,484
C105	Manufacture of dairy products	26	1,246,540	1,195,267	21,027	30,245
C106	Manufacture of grain mill products, starches and starch products	15	596,668	550,139	11,738	34,791
C107	Manufacture of other food products	1,002	4,840,391	4,208,174	126,475	505,742
C108	Manufacture of prepared animal feeds	14	261,287	237,040	15,437	8,810
C110	Manufacture of beverages	204	4,372,818	3,975,329	24,033	373,456
C120	Manufacture of tobacco products	5	1,298,848	895,184	120,200	283,464
C131	Spinning, weaving and finishing of textiles	33	97,247	89,106	1,885	6,257
C139	Manufacture of other textiles	93	406,620	330,570	52,703	23,347
C141	Manufacture of wearing apparel, except fur apparel	325	1,213,065	1,099,449	27,891	85,724
C142	Custom tailoring and dressmaking	80	87,850	81,424	494	5,931
C143	Manufacture of knitted and crocheted apparel	21	36,581	27,542	6,911	2,129
C151	Tanning and dressing of leather; manufacture of luggage and handbags	31	81,913	75,189	176	6,548
C152	Manufacture of footwear	61	137,662	124,930	2,660	10,071
C161	Sawmilling and planing of wood	5	8,424	7,521	-	903
C162	Manufacture of products of wood, cork, straw and plaiting materials	29	70,802	66,711	-	4,091
C170	Manufacture of paper and paper products	154	987,119	888,602	31,267	67,251
C181	Printing and service activities related to printing	656	1,273,294	1,105,068	90,750	77,476
C192	Manufacture of refined petroleum products	4	28,328	26,731	-	1,597
C199	Manufacture of other fuel products	1	72,618	62,509	9,582	527

Table 3.2 Number of Establishments and Indirect Labor in General Administrative and Operating Expenses by Type for Manufacturing Establishments by Region and Industry Group: Philippines, 2018

(Values are in thousand PhP, except number of establishments. Details may not add up to total due to rounding and/or suppression.)

Continued

2009 PSIC Code	Region/ Industry Description	Number of Establish ments	Indirect Labor in General Administrative and Other Operating Expenses			
			Total	Gross Salaries and Wages	Separation, Retirement/ Terminal Pay and Gratuities, etc.	Total Employer's Contribution to SSS/GSIS, ECC, etc.
		(1)	(2)	(3)	(4)	(5)
C201	Manufacture of basic chemicals	43	700,375	672,010	15,128	13,237
C202	Manufacture of other chemical products, n.e.c.	166	3,159,269	2,714,177	183,159	261,933
C203	Manufacture of man-made fibers	2	2,745	2,529	-	216
C210	Manufacture of pharmaceuticals, medicinal chemical and botanical products	29	4,546,193	3,629,723	842,701	73,770
C221	Manufacture of rubber products	53	178,398	160,517	6,000	11,881
C222	Manufacture of plastics products	350	1,778,524	1,612,132	46,723	119,669
C231	Manufacture of glass and glass products	31	475,079	424,926	18,494	31,660
C239	Manufacture of non-metallic mineral products, n.e.c.	65	331,221	274,369	29,535	27,318
C241	Manufacture of basic iron and steel	82	481,434	422,503	33,952	24,979
C242	Manufacture of basic precious and other non-ferrous metals	4	91,274	66,342	22,852	2,080
C243	Casting of metals	18	45,575	42,552	410	2,613
C251	Manufacture of structural metal products, tanks, reservoirs and steam generators	141	392,665	365,578	6,374	20,713
C252	Manufacture of weapons and ammunition	4	21,347	19,966	-	1,381
C259	Manufacture of other fabricated metal products; metal working service activities	168	683,116	616,176	17,909	49,031
C261	Manufacture of electronic components	9	738,527	629,527	34,125	74,874
C262	Manufacture of computers and peripheral equipment and accessories	2	9,135	8,788	-	347
C264	Manufacture of consumer electronics	8	29,978	28,436	-	1,542
C265	Manufacture of measuring, testing, navigating and control equipment; watches and clocks	8	44,110	41,081	-	3,029
C267	Manufacture of optical instruments and photographic equipment	1	21,866	21,081	1	783
C271	Manufacture of electric motors, generators, transformers and electricity distribution and control apparatus	17	34,012	29,631	2,109	2,272
C272	Manufacture of batteries and accumulators	2	12,728	10,903	264	1,562
C273	Manufacture of wiring and wiring devices	21	132,658	115,414	9,466	7,778
C274	Manufacture of electric lighting equipment	9	23,069	20,679	704	1,686
C275	Manufacture of domestic appliances	12	292,351	234,509	1,532	56,310
C279	Manufacture of other electrical equipment	6	17,747	14,520	2,783	443
C281	Manufacture of general purpose machinery	34	722,529	688,357	14,164	20,007
C282	Manufacture of special purpose machinery	30	104,391	96,298	209	7,883
C291	Manufacture of motor vehicles	9	20,951	19,811	-	1,141
C292	Manufacture of bodies (coachwork) for motor vehicles; manufacture of trailers and semi-trailers	11	133,098	130,201	609	2,288

Table 3.2 Number of Establishments and Indirect Labor in General Administrative and Operating Expenses by Type for Manufacturing Establishments by Region and Industry Group: Philippines, 2018

(Values are in thousand PhP, except number of establishments. Details may not add up to total due to rounding and/or suppression.)

Continued

2009 PSIC Code	Region/ Industry Description	Number of Establish ments	Indirect Labor in General Administrative and Other Operating Expenses			
			Total	Gross Salaries and Wages	Separation, Retirement/ Terminal Pay and Gratuities, etc.	Total Employer's Contribution to SSS/GSIS, ECC, etc.
		(1)	(2)	(3)	(4)	(5)
C293	Manufacture of parts and accessories for motor vehicles	15	379,009	306,713	66,376	5,920
C301	Building of ships and boats	5	12,686	10,963	1,018	704
C303	Manufacture of air and spacecraft and related machinery	1	25,864	22,874	571	2,419
C309	Manufacture of transport equipment, n.e.c.	10	330,671	263,999	16,479	50,193
C310	Manufacture of furniture	154	393,568	346,146	12,766	34,656
C321	Manufacture of jewelry, bijouterie and related articles	11	13,728	12,757	-	971
C322	Manufacture of musical instruments	1	240	221	-	19
C323	Manufacture of sports goods	3	31,162	29,824	-	1,339
C324	Manufacture of games and toys	8	9,789	8,845	-	944
C325	Manufacture of medical and dental instruments and supplies	11	63,260	55,732	4,649	2,879
C329	Other manufacturing, n.e.c.	42	126,320	115,411	3,073	7,836
C331	Repair of fabricated metal products, machinery and equipment	161	966,216	880,658	68,560	16,998
C332	Installation of industrial machinery and equipment	4	3,342	3,088	36	219
	Cordillera Administrative Region	685	402,038	378,888	8,758	14,392
C101	Processing and preserving of meat	6	-	-	-	-
C102	Processing and preserving of fish, crustaceans and mollusks	8	73	67	-	6
C103	Processing and preserving of fruits and vegetables	6	10,090	9,378	-	712
C105	Manufacture of dairy products	1	541	387	120	35
C106	Manufacture of grain mill products, starches and starch products	100	2,674	2,523	-	151
C107	Manufacture of other food products	140	37,695	34,350	147	3,198
C110	Manufacture of beverages	190	8,577	7,832	-	745
C131	Spinning, weaving and finishing of textiles	13	8,349	7,615	-	735
C139	Manufacture of other textiles	6	3,624	3,489	-	136
C141	Manufacture of wearing apparel, except fur apparel	1	7,342	6,458	365	519
C142	Custom tailoring and dressmaking	43	886	810	-	76
C162	Manufacture of products of wood, cork, straw and plaiting materials	6	2,018	1,851	-	167
C181	Printing and service activities related to printing	75	2,210	2,019	-	190
C201	Manufacture of basic chemicals	3	1,005	920	-	85
C221	Manufacture of rubber products	5	-	-	-	-
C222	Manufacture of plastics products	2	19,944	18,903	221	820
C231	Manufacture of glass and glass products	2	-	-	-	-
C239	Manufacture of non-metallic mineral products, n.e.c.	23	6,936	5,789	873	273
C241	Manufacture of basic iron and steel	5	1,809	1,664	-	145

Table 3.2 Number of Establishments and Indirect Labor in General Administrative and Operating Expenses by Type for Manufacturing Establishments by Region and Industry Group: Philippines, 2018

(Values are in thousand PhP, except number of establishments. Details may not add up to total due to rounding and/or suppression.)

Continued

2009 PSIC Code	Region/ Industry Description	Number of Establish- ments	Indirect Labor in General Administrative and Other Operating Expenses			
			Total	Gross Salaries and Wages	Separation, Retirement/ Terminal Pay and Gratuities, etc.	Total Employer's Contribution to SSS/GSIS, ECC, etc.
		(1)	(2)	(3)	(4)	(5)
C251	Manufacture of structural metal products, tanks, reservoirs and steam generators	10	1,901	1,659	-	242
C259	Manufacture of other fabricated metal products; metal working service activities	19	1,130	1,032	-	98
C261	Manufacture of electronic components	2	231,576	221,747	4,438	5,391
C303	Manufacture of air and spacecraft and related machinery	1	52,029	48,910	2,594	525
C310	Manufacture of furniture	17	1,629	1,487	-	142
C321	Manufacture of jewelry, bijouterie and related articles	1	-	-	-	-
	I – Ilocos Region	953	588,788	531,799	17,363	39,626
C101	Processing and preserving of meat	12	4,024	3,730	-	294
C102	Processing and preserving of fish, crustaceans and mollusks	33	17,049	15,660	68	1,321
C103	Processing and preserving of fruits and vegetables	3	15,142	14,436	3	703
C105	Manufacture of dairy products	1	-	-	-	-
C106	Manufacture of grain mill products, starches and starch products	71	15,969	13,780	-	2,190
C107	Manufacture of other food products	347	90,101	83,111	2,136	4,853
C108	Manufacture of prepared animal feeds	3	1,002	945	-	57
C110	Manufacture of beverages	140	115,752	105,958	2,991	6,802
C120	Manufacture of tobacco products	1	1,057	1,004	-	54
C131	Spinning, weaving and finishing of textiles	5	114	108	-	6
C141	Manufacture of wearing apparel, except fur apparel	5	-	-	-	-
C142	Custom tailoring and dressmaking	42	-	-	-	-
C152	Manufacture of footwear	6	-	-	-	-
C162	Manufacture of products of wood, cork, straw and plaiting materials	13	234	218	-	15
C170	Manufacture of paper and paper products	9	68,711	62,676	3,510	2,525
C181	Printing and service activities related to printing	112	11,195	10,404	-	790
C201	Manufacture of basic chemicals	6	33,721	32,551	-	1,170
C210	Manufacture of pharmaceuticals, medicinal chemical and botanical products	1	1,464	1,268	-	196
C221	Manufacture of rubber products	5	-	-	-	-
C231	Manufacture of glass and glass products	4	1,433	1,352	-	81
C239	Manufacture of non-metallic mineral products, n.e.c.	45	193,848	167,603	8,451	17,794
C241	Manufacture of basic iron and steel	11	1,565	1,424	105	36
C251	Manufacture of structural metal products, tanks, reservoirs and steam generators	15	11,818	11,227	99	492

Table 3.2 Number of Establishments and Indirect Labor in General Administrative and Operating Expenses by Type for Manufacturing Establishments by Region and Industry Group: Philippines, 2018

(Values are in thousand PhP, except number of establishments. Details may not add up to total due to rounding and/or suppression.)

Continued

2009 PSIC Code	Region/ Industry Description	Number of Establishments	Indirect Labor in General Administrative and Other Operating Expenses			
			Total	Gross Salaries and Wages	Separation, Retirement/ Terminal Pay and Gratuities, etc.	Total Employer's Contribution to SSS/GSIS, ECC, etc.
		(1)	(2)	(3)	(4)	(5)
C259	Manufacture of other fabricated metal products; metal working service activities	16	805	805	-	-
C273	Manufacture of wiring and wiring devices	1	2,391	2,260	-	131
C282	Manufacture of special purpose machinery	2	208	196	-	12
C292	Manufacture of bodies (coachwork) for motor vehicles; manufacture of trailers and semi-trailers	3	100	94	-	7
C293	Manufacture of parts and accessories for motor vehicles	3	-	-	-	-
C309	Manufacture of transport equipment, n.e.c.	13	-	-	-	-
C321	Manufacture of jewelry, bijouterie and related articles	1	-	-	-	-
C324	Manufacture of games and toys	1	-	-	-	-
C329	Other manufacturing, n.e.c.	7	349	317	-	31
C331	Repair of fabricated metal products, machinery and equipment	17	736	670	-	66
	II – Cagayan Valley	1,133	554,864	511,914	13,015	29,935
C101	Processing and preserving of meat	6	2,354	2,138	-	217
C102	Processing and preserving of fish, crustaceans and mollusks	4	358	348	-	10
C103	Processing and preserving of fruits and vegetables	8	1,320	1,260	-	59
C104	Manufacture of vegetable and animal oils and fats	1	171	159	-	12
C105	Manufacture of dairy products	4	1,487	1,301	38	148
C106	Manufacture of grain mill products, starches and starch products	175	90,609	82,319	61	8,229
C107	Manufacture of other food products	382	158,267	145,870	7,890	4,507
C108	Manufacture of prepared animal feeds	7	15,785	14,030	189	1,567
C110	Manufacture of beverages	227	100,367	91,688	2,256	6,424
C120	Manufacture of tobacco products	3	79,694	77,235	-	2,460
C131	Spinning, weaving and finishing of textiles	3	301	294	-	7
C139	Manufacture of other textiles	4	377	365	-	11
C142	Custom tailoring and dressmaking	34	2,825	2,674	-	151
C151	Tanning and dressing of leather; manufacture of luggage and handbags	3	315	272	-	43
C162	Manufacture of products of wood, cork, straw and plaiting materials	8	138	138	-	-
C181	Printing and service activities related to printing	122	31,911	30,171	-	1,739
C182	Reproduction of recorded media	3	302	297	-	5
C199	Manufacture of other fuel products	1	11,270	10,727	-	543
C201	Manufacture of basic chemicals	2	4,222	4,037	-	185
C222	Manufacture of plastics products	6	909	844	-	65

Table 3.2 Number of Establishments and Indirect Labor in General Administrative and Operating Expenses by Type for Manufacturing Establishments by Region and Industry Group: Philippines, 2018

(Values are in thousand PhP, except number of establishments. Details may not add up to total due to rounding and/or suppression.)

Continued

2009 PSIC Code	Region/ Industry Description	Number of Establish- ments	Indirect Labor in General Administrative and Other Operating Expenses			
			Total	Gross Salaries and Wages	Separation, Retirement/ Terminal Pay and Gratuities, etc.	Total Employer's Contribution to SSS/GSIS, ECC, etc.
		(1)	(2)	(3)	(4)	(5)
C239	Manufacture of non-metallic mineral products, n.e.c.	25	7,222	6,742	-	479
C241	Manufacture of basic iron and steel	9	2,647	2,482	-	165
C251	Manufacture of structural metal products, tanks, reservoirs and steam generators	12	2,006	1,650	228	128
C252	Manufacture of weapons and ammunition	2	246	232	-	14
C259	Manufacture of other fabricated metal products; metal working service activities	32	2,642	2,500	-	142
C279	Manufacture of other electrical equipment	3	-	-	-	-
C282	Manufacture of special purpose machinery	3	21,875	19,661	-	2,215
C310	Manufacture of furniture	21	14,662	11,940	2,353	369
C321	Manufacture of jewelry, bijouterie and related articles	5	-	-	-	-
C329	Other manufacturing, n.e.c.	1	-	-	-	-
C331	Repair of fabricated metal products, machinery and equipment	17	581	541	-	40
	III – Central Luzon	3,388	10,527,120	9,101,901	837,678	587,542
C101	Processing and preserving of meat	74	371,607	346,972	3,645	20,990
C102	Processing and preserving of fish, crustaceans and mollusks	27	41,815	39,207	192	2,416
C103	Processing and preserving of fruits and vegetables	31	361,982	349,145	1,516	11,321
C104	Manufacture of vegetable and animal oils and fats	4	9,430	8,872	-	558
C105	Manufacture of dairy products	12	63,273	58,206	-	5,067
C106	Manufacture of grain mill products, starches and starch products	235	67,577	62,873	-	4,705
C107	Manufacture of other food products	1,054	1,966,259	1,410,827	495,597	59,835
C108	Manufacture of prepared animal feeds	54	637,321	590,253	21,692	25,376
C110	Manufacture of beverages	360	284,522	247,120	23,506	13,896
C120	Manufacture of tobacco products	2	146,497	129,250	4,686	12,562
C131	Spinning, weaving and finishing of textiles	20	98,597	84,533	10,011	4,054
C139	Manufacture of other textiles	40	38,372	35,640	493	2,238
C141	Manufacture of wearing apparel, except fur apparel	149	279,916	257,565	4,409	17,942
C142	Custom tailoring and dressmaking	60	34,005	31,391	-	2,614
C143	Manufacture of knitted and crocheted apparel	3	12,893	11,292	609	992
C151	Tanning and dressing of leather; manufacture of luggage and handbags	41	187,371	173,638	840	12,893
C152	Manufacture of footwear	10	57,942	51,106	4,578	2,258
C161	Sawmilling and 246lanning of wood	2	-	-	-	-

Table 3.2 Number of Establishments and Indirect Labor in General Administrative and Operating Expenses by Type for Manufacturing Establishments by Region and Industry Group: Philippines, 2018*(Values are in thousand PhP, except number of establishments. Details may not add up to total due to rounding and/or suppression.)**Continued*

2009 PSIC Code	Region/ Industry Description	Number of Establish ments	Indirect Labor in General Administrative and Other Operating Expenses			
			Total	Gross Salaries and Wages	Separation, Retirement/ Terminal Pay and Gratuities, etc.	Total Employer's Contribution to SSS/GSIS, ECC, etc.
		(1)	(2)	(3)	(4)	(5)
C162	Manufacture of products of wood, cork, straw and plaiting materials	63	36,752	30,834	3,594	2,324
C170	Manufacture of paper and paper products	35	333,401	294,501	22,496	16,404
C181	Printing and service activities related to printing	163	36,197	33,750	281	2,166
C192	Manufacture of refined petroleum products	3	8,901	7,676	132	1,094
C201	Manufacture of basic chemicals	21	230,515	209,585	12,013	8,917
C202	Manufacture of other chemical products, n.e.c.	35	391,716	337,580	4,468	49,668
C210	Manufacture of pharmaceuticals, medicinal chemical and botanical products	22	122,573	107,143	9,534	5,895
C221	Manufacture of rubber products	14	124,443	115,107	3,040	6,296
C222	Manufacture of plastics products	115	551,659	505,881	10,870	34,908
C231	Manufacture of glass and glass products	14	32,699	28,998	2,763	937
C239	Manufacture of non-metallic mineral products, n.e.c.	134	537,538	494,176	3,971	39,391
C241	Manufacture of basic iron and steel	44	656,406	485,762	71,550	99,094
C242	Manufacture of basic precious and other non-ferrous metals	4	11,578	9,124	1,699	756
C243	Casting of metals	7	11,706	10,674	116	916
C251	Manufacture of structural metal products, tanks, reservoirs and steam generators	60	130,629	118,765	3,612	8,252
C259	Manufacture of other fabricated metal products; metal working service activities	85	218,253	206,814	802	10,637
C261	Manufacture of electronic components	14	782,756	722,793	37,093	22,870
C262	Manufacture of computers and peripheral equipment and accessories	5	111,819	104,128	2,018	5,672
C263	Manufacture of communication equipment	1	-	-	-	-
C264	Manufacture of consumer electronics	3	1,672	1,548	18	106
C265	Manufacture of measuring, testing, navigating and control equipment; watches and clocks	3	10,508	9,769	66	673
C271	Manufacture of electric motors, generators, transformers and electricity distribution and control apparatus	10	39,363	36,299	391	2,673
C272	Manufacture of batteries and accumulators	2	235,555	219,121	-	16,434
C273	Manufacture of wiring and wiring devices	10	105,347	79,857	22,844	2,646
C274	Manufacture of electric lighting equipment	7	60,778	56,108	1,664	3,006
C275	Manufacture of domestic appliances	4	10,645	9,653	-	992
C279	Manufacture of other electrical equipment	10	29,361	19,446	8,967	948
C281	Manufacture of general purpose machinery	13	81,469	73,637	3,302	4,530

Table 3.2 Number of Establishments and Indirect Labor in General Administrative and Operating Expenses by Type for Manufacturing Establishments by Region and Industry Group: Philippines, 2018

(Values are in thousand PhP, except number of establishments. Details may not add up to total due to rounding and/or suppression.)

Continued

2009 PSIC Code	Region/ Industry Description	Number of Establish- ments	Indirect Labor in General Administrative and Other Operating Expenses			
			Total	Gross Salaries and Wages	Separation, Retirement/ Terminal Pay and Gratuities, etc.	Total Employer's Contribution to SSS/GSIS, ECC, etc.
		(1)	(2)	(3)	(4)	(5)
C282	Manufacture of special purpose machinery	15	22,182	20,849	287	1,046
C291	Manufacture of motor vehicles	4	3,460	3,209	-	251
C292	Manufacture of bodies (coachwork) for motor vehicles; manufacture of trailers and semi-trailers	1	10,589	9,996	-	593
C293	Manufacture of parts and accessories for motor vehicles	9	177,872	169,960	3,268	4,643
C301	Building of ships and boats	2	36,615	36,021	-	594
C303	Manufacture of air and spacecraft and related machinery	5	62,444	47,364	10,783	4,297
C309	Manufacture of transport equipment, n.e.c.	13	3,497	2,820	143	533
C310	Manufacture of furniture	121	91,266	84,385	518	6,363
C321	Manufacture of jewelry, bijouterie and related articles	15	6,823	6,235	-	588
C322	Manufacture of musical instruments	1	155	139	2	13
C323	Manufacture of sports goods	3	32,563	32,038	-	525
C324	Manufacture of games and toys	8	5,968	5,641	-	328
C325	Manufacture of medical and dental instruments and supplies	9	182,337	174,434	425	7,478
C329	Other manufacturing, n.e.c.	42	27,913	25,178	881	1,854
C331	Repair of fabricated metal products, machinery and equipment	62	299,819	267,013	22,293	10,513
C332	Installation of industrial machinery and equipment	1	-	-	-	-
IVA – CALABARZON		4,035	40,810,491	35,776,280	2,602,781	2,431,429
C101	Processing and preserving of meat	41	1,198,074	1,067,388	29,008	101,678
C102	Processing and preserving of fish, crustaceans and mollusks	12	247,904	231,331	10,851	5,723
C103	Processing and preserving of fruits and vegetables	19	301,399	286,801	754	13,843
C104	Manufacture of vegetable and animal oils and fats	31	139,358	123,339	4,447	11,571
C105	Manufacture of dairy products	12	3,465,895	3,122,940	-	342,956
C106	Manufacture of grain mill products, starches and starch products	90	149,045	131,860	1,397	15,788
C107	Manufacture of other food products	877	2,876,955	2,498,262	197,689	181,004
C108	Manufacture of prepared animal feeds	69	246,703	214,490	15,915	16,298
C110	Manufacture of beverages	291	1,082,458	963,689	53,152	65,617
C120	Manufacture of tobacco products	3	470,400	301,067	47,274	122,060
C131	Spinning, weaving and finishing of textiles	10	44,325	39,438	2,898	1,990
C139	Manufacture of other textiles	33	68,537	61,107	3,283	4,147
C141	Manufacture of wearing apparel, except fur apparel	244	519,285	475,147	13,809	30,329
C142	Custom tailoring and dressmaking	90	13,580	12,953	-	627

Table 3.2 Number of Establishments and Indirect Labor in General Administrative and Operating Expenses by Type for Manufacturing Establishments by Region and Industry Group: Philippines, 2018*(Values are in thousand PhP, except number of establishments. Details may not add up to total due to rounding and/or suppression.)**Continued*

2009 PSIC Code	Region/ Industry Description	Number of Establish ments	Indirect Labor in General Administrative and Other Operating Expenses			
			Total	Gross Salaries and Wages	Separation, Retirement/ Terminal Pay and Gratuities, etc.	Total Employer's Contribution to SSS/GSIS, ECC, etc.
		(1)	(2)	(3)	(4)	(5)
C143	Manufacture of knitted and crocheted apparel	16	46,924	40,030	4,555	2,339
C151	Tanning and dressing of leather; manufacture of luggage and handbags	24	144,707	140,601	1,357	2,750
C152	Manufacture of footwear	34	71,715	65,228	3,846	2,641
C161	Sawmilling and planing of wood	2	-	-	-	-
C162	Manufacture of products of wood, cork, straw and plaiting materials	64	263,829	254,961	983	7,885
C170	Manufacture of paper and paper products	76	390,548	339,255	31,695	19,599
C181	Printing and service activities related to printing	198	321,128	290,435	8,508	22,185
C182	Reproduction of recorded media	1	4,699	4,214	119	366
C192	Manufacture of refined petroleum products	2	646,817	601,104	-	45,712
C199	Manufacture of other fuel products	1	831	764	-	67
C201	Manufacture of basic chemicals	31	669,736	587,466	62,571	19,699
C202	Manufacture of other chemical products, n.e.c.	91	2,643,897	2,089,980	459,625	94,292
C210	Manufacture of pharmaceuticals, medicinal chemical and botanical products	34	591,214	498,284	72,404	20,527
C221	Manufacture of rubber products	35	208,479	197,828	3,066	7,585
C222	Manufacture of plastics products	181	1,407,894	1,274,853	56,352	76,689
C231	Manufacture of glass and glass products	18	158,622	85,368	68,031	5,223
C239	Manufacture of non-metallic mineral products, n.e.c.	115	786,780	728,416	17,336	41,029
C241	Manufacture of basic iron and steel	59	775,960	716,794	14,520	44,646
C242	Manufacture of basic precious and other non-ferrous metals	8	68,217	63,550	1,888	2,779
C243	Casting of metals	16	500,431	431,345	44,545	24,540
C251	Manufacture of structural metal products, tanks, reservoirs and steam generators	109	557,519	510,951	13,006	33,562
C252	Manufacture of weapons and ammunition	2	70	65	-	6
C259	Manufacture of other fabricated metal products; metal working service activities	245	972,952	878,077	58,069	36,806
C261	Manufacture of electronic components	103	7,017,131	6,057,246	554,887	404,999
C262	Manufacture of computers and peripheral equipment and accessories	24	1,983,956	1,795,996	7,982	179,977
C263	Manufacture of communication equipment	10	81,674	76,348	154	5,172
C264	Manufacture of consumer electronics	12	286,193	277,516	3,190	5,487
C265	Manufacture of measuring, testing, navigating and control equipment; watches and clocks	5	22,139	20,969	-	1,169
C267	Manufacture of optical instruments and photographic equipment	9	172,528	162,793	5,797	3,938

Table 3.2 Number of Establishments and Indirect Labor in General Administrative and Operating Expenses by Type for Manufacturing Establishments by Region and Industry Group: Philippines, 2018

(Values are in thousand PhP, except number of establishments. Details may not add up to total due to rounding and/or suppression.)

Continued

2009 PSIC Code	Region/ Industry Description	Number of Establish- ments	Indirect Labor in General Administrative and Other Operating Expenses			
			Total	Gross Salaries and Wages	Separation, Retirement/ Terminal Pay and Gratuities, etc.	Total Employer's Contribution to SSS/GSIS, ECC, etc.
		(1)	(2)	(3)	(4)	(5)
C271	Manufacture of electric motors, generators, transformers and electricity distribution and control apparatus	46	198,715	176,683	12,137	9,895
C272	Manufacture of batteries and accumulators	2	5,359	4,850	99	410
C273	Manufacture of wiring and wiring devices	20	272,121	236,225	25,339	10,557
C274	Manufacture of electric lighting equipment	15	187,799	179,467	456	7,876
C275	Manufacture of domestic appliances	12	96,571	90,561	415	5,596
C279	Manufacture of other electrical equipment	14	346,384	305,185	20,546	20,652
C281	Manufacture of general purpose machinery	41	1,079,334	1,026,805	14,926	37,604
C282	Manufacture of special purpose machinery	73	596,287	569,576	5,756	20,956
C291	Manufacture of motor vehicles	13	654,908	516,210	124,393	14,306
C292	Manufacture of bodies (coachwork) for motor vehicles; manufacture of trailers and semi-trailers	10	44,518	41,383	909	2,226
C293	Manufacture of parts and accessories for motor vehicles	74	2,247,047	2,055,190	111,071	80,786
C301	Building of ships and boats	5	26,188	24,539	-	1,650
C302	Manufacture of railway locomotive and rolling stock	1	13,635	12,849	-	785
C303	Manufacture of air and spacecraft and related machinery	1	596,604	505,562	49,163	41,879
C309	Manufacture of transport equipment, n.e.c.	21	1,117,251	846,137	235,450	35,665
C310	Manufacture of furniture	150	451,832	413,683	16,602	21,547
C321	Manufacture of jewelry, bijouterie and related articles	4	8,026	6,297	1,237	492
C322	Manufacture of musical instruments	1	2,526	2,043	313	170
C323	Manufacture of sports goods	8	42,813	28,896	11,714	2,203
C324	Manufacture of games and toys	6	40,147	38,624	2	1,521
C325	Manufacture of medical and dental instruments and supplies	21	804,080	653,834	88,185	62,061
C329	Other manufacturing, n.e.c.	17	82,613	79,745	695	2,173
C331	Repair of fabricated metal products, machinery and equipment	133	275,222	241,691	8,414	25,117
C332	Installation of industrial machinery and equipment	1	-	-	-	-
	MIMAROPA	1,118	314,676	302,123	24	12,529
C101	Processing and preserving of meat	3	3,544	3,242	-	302
C102	Processing and preserving of fish, crustaceans and mollusks	2	-	-	-	-
C103	Processing and preserving of fruits and vegetables	2	939	883	-	57

Table 3.2 Number of Establishments and Indirect Labor in General Administrative and Operating Expenses by Type for Manufacturing Establishments by Region and Industry Group: Philippines, 2018

(Values are in thousand PhP, except number of establishments. Details may not add up to total due to rounding and/or suppression.)

Continued

2009 PSIC Code	Region/ Industry Description	Number of Establish ments	Indirect Labor in General Administrative and Other Operating Expenses			
			Total	Gross Salaries and Wages	Separation, Retirement/ Terminal Pay and Gratuities, etc.	Total Employer's Contribution to SSS/GSIS, ECC, etc.
		(1)	(2)	(3)	(4)	(5)
C104	Manufacture of vegetable and animal oils and fats	7	13,808	12,578	-	1,230
C105	Manufacture of dairy products	5	64	64	-	-
C106	Manufacture of grain mill products, starches and starch products	98	4,138	3,318	-	819
C107	Manufacture of other food products	432	35,980	33,765	-	2,214
C110	Manufacture of beverages	289	21,672	20,613	-	1,059
C131	Spinning, weaving and finishing of textiles	3	-	-	-	-
C141	Manufacture of wearing apparel, except fur apparel	8	-	-	-	-
C142	Custom tailoring and dressmaking	22	1,914	1,914	-	-
C151	Tanning and dressing of leather; manufacture of luggage and handbags	3	268	258	-	10
C161	Sawmilling and planing of wood	4	-	-	-	-
C162	Manufacture of products of wood, cork, straw and plaiting materials	13	879	801	-	78
C181	Printing and service activities related to printing	123	21,945	19,714	24	2,207
C201	Manufacture of basic chemicals	3	-	-	-	-
C202	Manufacture of other chemical products, n.e.c.	2	2,301	2,101	-	200
C210	Manufacture of pharmaceuticals, medicinal chemical and botanical products	2	-	-	-	-
C222	Manufacture of plastics products	6	-	-	-	-
C239	Manufacture of non-metallic mineral products, n.e.c.	37	707	691	-	16
C241	Manufacture of basic iron and steel	8	132	129	-	4
C242	Manufacture of basic precious and other non-ferrous metals	1	204,671	200,406	-	4,266
C259	Manufacture of other fabricated metal products; metal working service activities	19	-	-	-	-
C282	Manufacture of special purpose machinery	1	84	82	-	2
C310	Manufacture of furniture	21	-	-	-	-
C331	Repair of fabricated metal products, machinery and equipment	5	1,630	1,564	-	66
V – Bicol Region		1,339	325,715	289,078	18,308	18,329
C101	Processing and preserving of meat	14	3,248	2,673	319	256
C102	Processing and preserving of fish, crustaceans and mollusks	28	4,422	4,216	-	206
C103	Processing and preserving of fruits and vegetables	5	446	408	-	38
C104	Manufacture of vegetable and animal oils and fats	9	13,883	11,486	997	1,400
C105	Manufacture of dairy products	6	1,282	841	-	441

Table 3.2 Number of Establishments and Indirect Labor in General Administrative and Operating Expenses by Type for Manufacturing Establishments by Region and Industry Group: Philippines, 2018

(Values are in thousand PhP, except number of establishments. Details may not add up to total due to rounding and/or suppression.)

Continued

2009 PSIC Code	Region/ Industry Description	Number of Establish- ments	Indirect Labor in General Administrative and Other Operating Expenses			
			Total	Gross Salaries and Wages	Separation, Retirement/ Terminal Pay and Gratuities, etc.	Total Employer's Contribution to SSS/GSIS, ECC, etc.
		(1)	(2)	(3)	(4)	(5)
C106	Manufacture of grain mill products, starches and starch products	67	10,905	9,931	54	920
C107	Manufacture of other food products	542	77,482	73,515	830	3,137
C108	Manufacture of prepared animal feeds	4	12,803	11,663	79	1,060
C110	Manufacture of beverages	249	31,370	30,079	-	1,291
C120	Manufacture of tobacco products	2	-	-	-	-
C131	Spinning, weaving and finishing of textiles	6	-	-	-	-
C139	Manufacture of other textiles	10	3,255	3,158	-	97
C141	Manufacture of wearing apparel, except fur apparel	19	913	682	-	231
C142	Custom tailoring and dressmaking	55	-	-	-	-
C151	Tanning and dressing of leather; manufacture of luggage and handbags	3	156	124	-	33
C152	Manufacture of footwear	4	64	58	-	6
C162	Manufacture of products of wood, cork, straw and plaiting materials	32	12,480	11,652	-	828
C170	Manufacture of paper and paper products	5	37,326	21,163	15,534	630
C181	Printing and service activities related to printing	93	21,193	19,325	162	1,706
C201	Manufacture of basic chemicals	3	-	-	-	-
C210	Manufacture of pharmaceuticals, medicinal chemical and botanical products	5	-	-	-	-
C231	Manufacture of glass and glass products	2	-	-	-	-
C239	Manufacture of non-metallic mineral products, n.e.c.	29	34,069	32,282	-	1,787
C241	Manufacture of basic iron and steel	12	7,609	6,656	178	774
C242	Manufacture of basic precious and other non-ferrous metals	1	13,676	13,538	-	139
C251	Manufacture of structural metal products, tanks, reservoirs and steam generators	21	3,083	2,835	154	94
C259	Manufacture of other fabricated metal products; metal working service activities	31	241	221	-	20
C281	Manufacture of general purpose machinery	4	20,834	18,935	-	1,899
C282	Manufacture of special purpose machinery	3	-	-	-	-
C293	Manufacture of parts and accessories for motor vehicles	3	-	-	-	-
C310	Manufacture of furniture	25	-	-	-	-
C329	Other manufacturing, n.e.c.	19	8,201	7,366	-	835
C331	Repair of fabricated metal products, machinery and equipment	29	6,773	6,272	-	501
	VI – Western Visayas	1,425	2,332,508	2,096,488	113,443	122,576
C101	Processing and preserving of meat	19	241,766	227,472	-	14,295

Table 3.2 Number of Establishments and Indirect Labor in General Administrative and Operating Expenses by Type for Manufacturing Establishments by Region and Industry Group: Philippines, 2018

(Values are in thousand PhP, except number of establishments. Details may not add up to total due to rounding and/or suppression.)

Continued

2009 PSIC Code	Region/ Industry Description	Number of Establish ments	Indirect Labor in General Administrative and Other Operating Expenses			
			Total	Gross Salaries and Wages	Separation, Retirement/ Terminal Pay and Gratuities, etc.	Total Employer's Contribution to SSS/GSIS, ECC, etc.
		(1)	(2)	(3)	(4)	(5)
C102	Processing and preserving of fish, crustaceans and mollusks	31	19,508	18,524	323	661
C103	Processing and preserving of fruits and vegetables	2	1,205	1,205	-	-
C104	Manufacture of vegetable and animal oils and fats	5	9,389	8,207	483	699
C105	Manufacture of dairy products	5	101	101	-	-
C106	Manufacture of grain mill products, starches and starch products	107	45,565	42,600	-	2,965
C107	Manufacture of other food products	444	1,167,638	1,055,782	58,907	52,950
C108	Manufacture of prepared animal feeds	3	77,185	67,433	2,569	7,184
C110	Manufacture of beverages	282	461,279	425,040	11,311	24,928
C131	Spinning, weaving and finishing of textiles	14	107	107	-	-
C139	Manufacture of other textiles	4	-	-	-	-
C141	Manufacture of wearing apparel, except fur apparel	17	5,127	4,342	317	467
C142	Custom tailoring and dressmaking	63	3,827	3,661	-	166
C161	Sawmilling and planing of wood	3	708	661	-	47
C162	Manufacture of products of wood, cork, straw and plaiting materials	14	13,713	12,030	-	1,683
C181	Printing and service activities related to printing	145	24,405	22,511	-	1,894
C192	Manufacture of refined petroleum products	1	-	-	-	-
C201	Manufacture of basic chemicals	9	135,708	91,970	37,707	6,031
C202	Manufacture of other chemical products, n.e.c.	1	-	-	-	-
C210	Manufacture of pharmaceuticals, medicinal chemical and botanical products	7	1,915	1,766	-	149
C221	Manufacture of rubber products	3	-	-	-	-
C222	Manufacture of plastics products	21	22,433	20,374	482	1,577
C231	Manufacture of glass and glass products	4	-	-	-	-
C239	Manufacture of non-metallic mineral products, n.e.c.	99	26,202	23,730	705	1,767
C241	Manufacture of basic iron and steel	14	12,990	12,225	56	709
C243	Casting of metals	5	4,621	4,010	-	611
C251	Manufacture of structural metal products, tanks, reservoirs and steam generators	17	5,466	5,162	-	305
C259	Manufacture of other fabricated metal products; metal working service activities	33	9,855	9,489	-	367
C265	Manufacture of measuring, testing, navigating and control equipment; watches and clocks	1	885	589	-	296
C267	Manufacture of optical instruments and photographic equipment	2	156	145	-	11
C282	Manufacture of special purpose machinery	3	180	165	-	15

Table 3.2 Number of Establishments and Indirect Labor in General Administrative and Operating Expenses by Type for Manufacturing Establishments by Region and Industry Group: Philippines, 2018

(Values are in thousand PhP, except number of establishments. Details may not add up to total due to rounding and/or suppression.)

Continued

2009 PSIC Code	Region/ Industry Description	Number of Establish ments	Indirect Labor in General Administrative and Other Operating Expenses			
			Total	Gross Salaries and Wages	Separation, Retirement/ Terminal Pay and Gratuities, etc.	Total Employer's Contribution to SSS/GSIS, ECC, etc.
		(1)	(2)	(3)	(4)	(5)
C293	Manufacture of parts and accessories for motor vehicles	3	-	-	-	-
C310	Manufacture of furniture	12	18,048	16,004	584	1,461
C321	Manufacture of jewelry, bijouterie and related articles	5	-	-	-	-
C329	Other manufacturing, n.e.c.	11	4,823	4,637	-	186
C331	Repair of fabricated metal products, machinery and equipment	16	17,700	16,547	-	1,153
VII – Central Visayas		2,347	6,713,040	6,204,150	173,070	335,820
C101	Processing and preserving of meat	27	363,677	335,420	12,230	16,027
C102	Processing and preserving of fish, crustaceans and mollusks	34	183,336	165,495	9,235	8,606
C103	Processing and preserving of fruits and vegetables	21	144,796	137,241	-	7,555
C104	Manufacture of vegetable and animal oils and fats	14	63,717	58,322	2,654	2,740
C105	Manufacture of dairy products	6	3,121	2,702	-	420
C106	Manufacture of grain mill products, starches and starch products	71	30,741	25,472	3,748	1,521
C107	Manufacture of other food products	758	313,051	281,748	13,827	17,476
C108	Manufacture of prepared animal feeds	19	107,481	103,007	-	4,474
C110	Manufacture of beverages	247	848,185	792,553	13,248	42,384
C131	Spinning, weaving and finishing of textiles	4	4,661	4,373	-	288
C139	Manufacture of other textiles	13	23,799	20,883	1,890	1,025
C141	Manufacture of wearing apparel, except fur apparel	53	598,811	567,397	13,310	18,104
C142	Custom tailoring and dressmaking	50	2,515	2,301	-	214
C151	Tanning and dressing of leather; manufacture of luggage and handbags	2	5,924	5,500	-	424
C152	Manufacture of footwear	16	62,583	60,154	-	2,429
C161	Sawmilling and planing of wood	8	69,729	65,194	475	4,060
C162	Manufacture of products of wood, cork, straw and plaiting materials	15	27,546	25,880	404	1,262
C170	Manufacture of paper and paper products	19	67,001	60,823	2,642	3,536
C181	Printing and service activities related to printing	268	88,390	81,341	73	6,976
C201	Manufacture of basic chemicals	18	129,193	120,219	5,457	3,517
C202	Manufacture of other chemical products, n.e.c.	36	113,374	104,929	2,649	5,796
C210	Manufacture of pharmaceuticals, medicinal chemical and botanical products	4	62,485	47,593	158	14,734
C221	Manufacture of rubber products	7	56,416	54,762	308	1,345
C222	Manufacture of plastics products	71	130,395	119,093	2,396	8,906
C231	Manufacture of glass and glass products	7	122,857	118,464	38	4,355

Table 3.2 Number of Establishments and Indirect Labor in General Administrative and Operating Expenses by Type for Manufacturing Establishments by Region and Industry Group: Philippines, 2018

(Values are in thousand PhP, except number of establishments. Details may not add up to total due to rounding and/or suppression.)

Continued

2009 PSIC Code	Region/ Industry Description	Number of Establish ments	Indirect Labor in General Administrative and Other Operating Expenses			
			Total	Gross Salaries and Wages	Separation, Retirement/ Terminal Pay and Gratuities, etc.	Total Employer's Contribution to SSS/GSIS, ECC, etc.
		(1)	(2)	(3)	(4)	(5)
C239	Manufacture of non-metallic mineral products, n.e.c.	45	328,973	302,784	12,843	13,347
C241	Manufacture of basic iron and steel	29	162,839	129,434	12,322	21,082
C242	Manufacture of basic precious and other non-ferrous metals	2	12,637	12,325	-	312
C243	Casting of metals	8	40,522	38,635	-	1,887
C251	Manufacture of structural metal products, tanks, reservoirs and steam generators	10	17,350	15,116	700	1,534
C252	Manufacture of weapons and ammunition	1	6,471	5,679	114	679
C259	Manufacture of other fabricated metal products; metal working service activities	50	200,772	182,592	8,511	9,669
C261	Manufacture of electronic components	10	772,569	714,516	21,697	36,356
C262	Manufacture of computers and peripheral equipment and accessories	1	56,447	53,047	1,787	1,612
C263	Manufacture of communication equipment	2	92,589	91,231	293	1,066
C264	Manufacture of consumer electronics	3	74,787	70,597	1,541	2,650
C265	Manufacture of measuring, testing, navigating and control equipment; watches and clocks	5	55,799	53,751	-	2,047
C267	Manufacture of optical instruments and photographic equipment	12	116,863	110,488	2,022	4,353
C271	Manufacture of electric motors, generators, transformers and electricity distribution and control apparatus	7	38,395	36,694	494	1,207
C273	Manufacture of wiring and wiring devices	1	1,255	1,187	-	69
C274	Manufacture of electric lighting equipment	4	8,138	7,377	134	628
C275	Manufacture of domestic appliances	2	10,588	10,048	-	540
C279	Manufacture of other electrical equipment	2	11,810	11,226	-	584
C281	Manufacture of general purpose machinery	5	61,939	59,882	619	1,439
C282	Manufacture of special purpose machinery	5	3,186	3,067	-	119
C291	Manufacture of motor vehicles	10	20,189	18,973	427	788
C293	Manufacture of parts and accessories for motor vehicles	8	81,109	74,921	2,060	4,128
C301	Building of ships and boats	13	139,332	132,814	736	5,782
C309	Manufacture of transport equipment, n.e.c.	3	46,106	44,270	666	1,170
C310	Manufacture of furniture	173	361,248	328,862	12,847	19,538
C321	Manufacture of jewelry, bijouterie and related articles	37	64,815	55,886	6,382	2,547
C322	Manufacture of musical instruments	1	-	-	-	-
C323	Manufacture of sports goods	2	7,190	6,851	-	340
C324	Manufacture of games and toys	2	17,056	15,855	133	1,068

Table 3.2 Number of Establishments and Indirect Labor in General Administrative and Operating Expenses by Type for Manufacturing Establishments by Region and Industry Group: Philippines, 2018

(Values are in thousand PhP, except number of establishments. Details may not add up to total due to rounding and/or suppression.)

Continued

2009 PSIC Code	Region/ Industry Description	Number of Establish ments	Indirect Labor in General Administrative and Other Operating Expenses			
			Total	Gross Salaries and Wages	Separation, Retirement/ Terminal Pay and Gratuities, etc.	Total Employer's Contribution to SSS/GSIS, ECC, etc.
		(1)	(2)	(3)	(4)	(5)
C325	Manufacture of medical and dental instruments and supplies	15	209,816	194,121	32	15,663
C329	Other manufacturing, n.e.c.	24	31,477	27,620	1,948	1,909
C331	Repair of fabricated metal products, machinery and equipment	66	36,988	33,433	22	3,533
VIII – Eastern Visayas		1,415	762,801	712,591	17,692	32,517
C101	Processing and preserving of meat	1	177	162	-	15
C102	Processing and preserving of fish, crustaceans and mollusks	8	4,894	4,253	-	641
C103	Processing and preserving of fruits and vegetables	5	567	530	-	36
C104	Manufacture of vegetable and animal oils and fats	7	29,578	25,650	447	3,481
C105	Manufacture of dairy products	2	-	-	-	-
C106	Manufacture of grain mill products, starches and starch products	100	6,802	6,377	-	426
C107	Manufacture of other food products	646	333,994	318,802	1,218	13,975
C110	Manufacture of beverages	365	104,703	97,186	3,398	4,119
C131	Spinning, weaving and finishing of textiles	4	348	348	-	-
C139	Manufacture of other textiles	1	117	117	-	-
C141	Manufacture of wearing apparel, except fur apparel	8	-	-	-	-
C142	Custom tailoring and dressmaking	34	426	409	-	17
C162	Manufacture of products of wood, cork, straw and plaiting materials	13	460	460	-	-
C170	Manufacture of paper and paper products	7	40,266	34,832	2,872	2,562
C181	Printing and service activities related to printing	76	9,614	9,046	162	406
C201	Manufacture of basic chemicals	7	40,640	31,255	7,797	1,587
C210	Manufacture of pharmaceuticals, medicinal chemical and botanical products	2	-	-	-	-
C222	Manufacture of plastics products	9	5,272	4,389	458	425
C231	Manufacture of glass and glass products	6	1,108	1,041	-	68
C239	Manufacture of non-metallic mineral products, n.e.c.	38	-	-	-	-
C241	Manufacture of basic iron and steel	3	-	-	-	-
C242	Manufacture of basic precious and other non-ferrous metals	1	167,026	164,026	670	2,330
C243	Casting of metals	1	6,270	5,605	-	665
C251	Manufacture of structural metal products, tanks, reservoirs and steam generators	5	1,365	1,322	-	44
C259	Manufacture of other fabricated metal products; metal working service activities	38	197	197	-	-
C273	Manufacture of wiring and wiring devices	1	-	-	-	-

Table 3.2 Number of Establishments and Indirect Labor in General Administrative and Operating Expenses by Type for Manufacturing Establishments by Region and Industry Group: Philippines, 2018

(Values are in thousand PhP, except number of establishments. Details may not add up to total due to rounding and/or suppression.)

Continued

2009 PSIC Code	Region/ Industry Description	Number of Establish ments	Indirect Labor in General Administrative and Other Operating Expenses			
			Total	Gross Salaries and Wages	Separation, Retirement/ Terminal Pay and Gratuities, etc.	Total Employer's Contribution to SSS/GSIS, ECC, etc.
		(1)	(2)	(3)	(4)	(5)
C282	Manufacture of special purpose machinery	1	270	246	-	24
C310	Manufacture of furniture	4	-	-	-	-
C321	Manufacture of jewelry, bijouterie and related articles	5	-	-	-	-
C329	Other manufacturing, n.e.c.	12	1,560	1,486	-	74
C331	Repair of fabricated metal products, machinery and equipment	6	7,146	4,853	671	1,622
	IX – Zamboanga Peninsula	1,278	792,864	707,118	22,793	62,953
C101	Processing and preserving of meat	12	9,141	7,902	592	646
C102	Processing and preserving of fish, crustaceans and mollusks	29	293,253	252,690	9,912	30,650
C104	Manufacture of vegetable and animal oils and fats	6	75,105	69,723	3,269	2,113
C105	Manufacture of dairy products	4	135	134	-	-
C106	Manufacture of grain mill products, starches and starch products	133	6,738	6,240	-	498
C107	Manufacture of other food products	649	188,960	169,171	7,167	12,622
C108	Manufacture of prepared animal feeds	1	2,290	2,098	-	193
C110	Manufacture of beverages	151	94,170	85,520	382	8,267
C139	Manufacture of other textiles	1	-	-	-	-
C142	Custom tailoring and dressmaking	37	3,794	3,496	-	299
C161	Sawmilling and 257lanning of wood	4	938	913	-	25
C162	Manufacture of products of wood, cork, straw and plaiting materials	2	39,476	36,198	-	3,278
C181	Printing and service activities related to printing	81	7,113	6,653	-	460
C221	Manufacture of rubber products	5	7,357	7,157	-	199
C222	Manufacture of plastics products	8	3,502	3,252	-	249
C231	Manufacture of glass and glass products	4	-	-	-	-
C239	Manufacture of non-metallic mineral products, n.e.c.	36	9,594	9,188	65	341
C241	Manufacture of basic iron and steel	5	901	815	77	9
C251	Manufacture of structural metal products, tanks, reservoirs and steam generators	12	1,156	1,007	49	100
C259	Manufacture of other fabricated metal products; metal working service activities	23	18,409	16,547	1,206	655
C310	Manufacture of furniture	26	3,966	3,554	73	339
C321	Manufacture of jewelry, bijouterie and related articles	1	18,816	17,401	-	1,415
C329	Other manufacturing, n.e.c.	4	256	234	-	22
C331	Repair of fabricated metal products, machinery and equipment	44	7,794	7,223	-	571
	X – Northern Mindanao	1,124	2,060,839	1,889,241	84,711	86,887
C101	Processing and preserving of meat	23	24,137	20,581	2,206	1,350

Table 3.2 Number of Establishments and Indirect Labor in General Administrative and Operating Expenses by Type for Manufacturing Establishments by Region and Industry Group: Philippines, 2018

(Values are in thousand PhP, except number of establishments. Details may not add up to total due to rounding and/or suppression.)

Continued

2009 PSIC Code	Region/ Industry Description	Number of Establish ments	Indirect Labor in General Administrative and Other Operating Expenses			
			Total	Gross Salaries and Wages	Separation, Retirement/ Terminal Pay and Gratuities, etc.	Total Employer's Contribution to SSS/GSIS, ECC, etc.
		(1)	(2)	(3)	(4)	(5)
C102	Processing and preserving of fish, crustaceans and mollusks	1	4,538	4,122	13	402
C103	Processing and preserving of fruits and vegetables	15	376,808	376,140	12	656
C104	Manufacture of vegetable and animal oils and fats	9	227,083	216,421	3,273	7,389
C105	Manufacture of dairy products	6	115	109	-	6
C106	Manufacture of grain mill products, starches and starch products	36	402,553	391,460	4,185	6,908
C107	Manufacture of other food products	409	306,862	274,422	5,860	26,579
C108	Manufacture of prepared animal feeds	7	208	193	-	15
C110	Manufacture of beverages	182	197,544	177,113	6,122	14,309
C131	Spinning, weaving and finishing of textiles	3	-	-	-	-
C139	Manufacture of other textiles	5	804	735	-	69
C141	Manufacture of wearing apparel, except fur apparel	10	1,800	1,701	-	99
C142	Custom tailoring and dressmaking	43	8,732	8,228	-	504
C152	Manufacture of footwear	4	8,440	7,728	199	513
C161	Sawmilling and planing of wood	15	11,399	10,469	-	930
C162	Manufacture of products of wood, cork, straw and plaiting materials	14	17,351	16,033	704	614
C170	Manufacture of paper and paper products	6	58,361	52,788	1,577	3,996
C181	Printing and service activities related to printing	92	8,520	7,803	-	716
C192	Manufacture of refined petroleum products	3	-	-	-	-
C201	Manufacture of basic chemicals	11	112,197	85,751	24,682	1,765
C202	Manufacture of other chemical products, n.e.c.	4	63,516	30,291	32,390	835
C210	Manufacture of pharmaceuticals, medicinal chemical and botanical products	2	1,294	1,062	145	87
C221	Manufacture of rubber products	1	307	292	-	14
C222	Manufacture of plastics products	22	63,229	57,080	807	5,342
C231	Manufacture of glass and glass products	3	-	-	-	-
C239	Manufacture of non-metallic mineral products, n.e.c.	38	54,921	49,525	-	5,396
C241	Manufacture of basic iron and steel	10	22,358	20,520	575	1,263
C243	Casting of metals	3	3,027	2,754	-	272
C251	Manufacture of structural metal products, tanks, reservoirs and steam generators	26	4,264	3,983	-	281
C259	Manufacture of other fabricated metal products; metal working service activities	17	4,608	4,206	-	402
C264	Manufacture of consumer electronics	1	9,139	8,317	-	822
C271	Manufacture of electric motors, generators, transformers and electricity distribution and control apparatus	2	3,697	3,450	-	247

Table 3.2 Number of Establishments and Indirect Labor in General Administrative and Operating Expenses by Type for Manufacturing Establishments by Region and Industry Group: Philippines, 2018

(Values are in thousand PhP, except number of establishments. Details may not add up to total due to rounding and/or suppression.)

Continued

2009 PSIC Code	Region/ Industry Description	Number of Establish ments	Indirect Labor in General Administrative and Other Operating Expenses			
			Total	Gross Salaries and Wages	Separation, Retirement/ Terminal Pay and Gratuities, etc.	Total Employer's Contribution to SSS/GSIS, ECC, etc.
		(1)	(2)	(3)	(4)	(5)
C281	Manufacture of general purpose machinery	2	5,843	5,843	-	-
C282	Manufacture of special purpose machinery	1	8,673	7,893	-	779
C291	Manufacture of motor vehicles	3	491	449	-	42
C293	Manufacture of parts and accessories for motor vehicles	3	125	114	-	11
C310	Manufacture of furniture	39	16,098	14,741	-	1,357
C321	Manufacture of jewelry, bijouterie and related articles	2	1,214	1,214	-	-
C324	Manufacture of games and toys	1	3,058	2,830	-	228
C329	Other manufacturing, n.e.c.	2	1,448	1,405	-	43
C331	Repair of fabricated metal products, machinery and equipment	49	26,078	21,475	1,960	2,644
	XI – Davao Region	1,478	2,845,050	2,514,821	124,659	205,571
C101	Processing and preserving of meat	13	38,953	36,666	254	2,033
C102	Processing and preserving of fish, crustaceans and mollusks	5	4,121	3,881	-	240
C103	Processing and preserving of fruits and vegetables	13	65,410	62,608	555	2,247
C104	Manufacture of vegetable and animal oils and fats	17	325,443	267,879	31,140	26,424
C105	Manufacture of dairy products	5	659	615	-	44
C106	Manufacture of grain mill products, starches and starch products	131	21,696	20,057	130	1,510
C107	Manufacture of other food products	430	298,392	258,133	6,693	33,566
C108	Manufacture of prepared animal feeds	7	250,696	223,079	6,772	20,845
C110	Manufacture of beverages	270	486,965	430,810	22,023	34,133
C120	Manufacture of tobacco products	1	260	227	13	20
C139	Manufacture of other textiles	19	14,953	13,888	76	989
C141	Manufacture of wearing apparel, except fur apparel	23	2,910	2,648	-	262
C142	Custom tailoring and dressmaking	41	5,859	4,876	585	399
C152	Manufacture of footwear	5	967	938	-	29
C161	Sawmilling and planing of wood	3	512	466	10	36
C162	Manufacture of products of wood, cork, straw and plaiting materials	31	32,654	29,595	546	2,514
C170	Manufacture of paper and paper products	15	142,465	135,509	3,849	3,107
C181	Printing and service activities related to printing	123	65,180	50,604	12,269	2,307
C192	Manufacture of refined petroleum products	1	4,710	4,461	-	249
C201	Manufacture of basic chemicals	22	20,712	18,982	182	1,548
C202	Manufacture of other chemical products, n.e.c.	8	322,823	292,605	1,689	28,529
C210	Manufacture of pharmaceuticals, medicinal chemical and botanical products	8	129,517	103,292	24,473	1,752

Table 3.2 Number of Establishments and Indirect Labor in General Administrative and Operating Expenses by Type for Manufacturing Establishments by Region and Industry Group: Philippines, 2018

(Values are in thousand PhP, except number of establishments. Details may not add up to total due to rounding and/or suppression.)

Continued

2009 PSIC Code	Region/ Industry Description	Number of Establish- ments	Indirect Labor in General Administrative and Other Operating Expenses			
			Total	Gross Salaries and Wages	Separation, Retirement/ Terminal Pay and Gratuities, etc.	Total Employer's Contribution to SSS/GSIS, ECC, etc.
		(1)	(2)	(3)	(4)	(5)
C221	Manufacture of rubber products	4	1,795	1,637	-	157
C222	Manufacture of plastics products	42	178,806	162,200	5,749	10,856
C231	Manufacture of glass and glass products	4	6,678	6,016	-	661
C239	Manufacture of non-metallic mineral products, n.e.c.	46	229,890	209,744	600	19,546
C241	Manufacture of basic iron and steel	11	34,619	28,141	4,608	1,871
C242	Manufacture of basic precious and other non-ferrous metals	3	5,981	5,430	494	57
C243	Casting of metals	1	3,406	3,099	-	307
C251	Manufacture of structural metal products, tanks, reservoirs and steam generators	15	52,093	48,909	272	2,912
C252	Manufacture of weapons and ammunition	2	-	-	-	-
C259	Manufacture of other fabricated metal products; metal working service activities	10	13,155	11,421	1,058	676
C265	Manufacture of measuring, testing, navigating and control equipment; watches and clocks	2	-	-	-	-
C271	Manufacture of electric motors, generators, transformers and electricity distribution and control apparatus	2	-	-	-	-
C275	Manufacture of domestic appliances	3	-	-	-	-
C281	Manufacture of general purpose machinery	4	235	214	-	21
C282	Manufacture of special purpose machinery	26	2,236	2,008	64	165
C291	Manufacture of motor vehicles	1	1,053	964	-	90
C293	Manufacture of parts and accessories for motor vehicles	3	-	-	-	-
C301	Building of ships and boats	1	402	360	10	32
C310	Manufacture of furniture	48	18,581	17,156	404	1,022
C321	Manufacture of jewelry, bijouterie and related articles	5	36,879	34,150	-	2,728
C329	Other manufacturing, n.e.c.	11	4,458	4,170	-	289
C331	Repair of fabricated metal products, machinery and equipment	44	18,927	17,387	142	1,398
XII – SOCCSKSARGEN		1,220	858,151	783,777	23,945	50,429
C101	Processing and preserving of meat	6	10,794	10,233	72	490
C102	Processing and preserving of fish, crustaceans and mollusks	24	337,788	315,280	8,206	14,302
C103	Processing and preserving of fruits and vegetables	1	-	-	-	-
C104	Manufacture of vegetable and animal oils and fats	7	94,941	87,002	4,272	3,666
C105	Manufacture of dairy products	3	626	576	-	50
C106	Manufacture of grain mill products, starches and starch products	180	37,463	35,337	-	2,126

Table 3.2 Number of Establishments and Indirect Labor in General Administrative and Operating Expenses by Type for Manufacturing Establishments by Region and Industry Group: Philippines, 2018

(Values are in thousand PhP, except number of establishments. Details may not add up to total due to rounding and/or suppression.)

Continued

2009 PSIC Code	Region/ Industry Description	Number of Establish ments	Indirect Labor in General Administrative and Other Operating Expenses			
			Total	Gross Salaries and Wages	Separation, Retirement/ Terminal Pay and Gratuities, etc.	Total Employer's Contribution to SSS/GSIS, ECC, etc.
		(1)	(2)	(3)	(4)	(5)
C107	Manufacture of other food products	390	100,826	90,971	2,043	7,813
C108	Manufacture of prepared animal feeds	3	17,749	12,969	3,745	1,035
C110	Manufacture of beverages	250	13,315	11,987	-	1,328
C131	Spinning, weaving and finishing of textiles	6	1,051	1,034	-	17
C139	Manufacture of other textiles	3	1,549	1,534	-	15
C141	Manufacture of wearing apparel, except fur apparel	13	414	379	-	35
C142	Custom tailoring and dressmaking	51	3,808	3,731	-	77
C161	Sawmilling and 261lanning of wood	7	673	655	-	18
C162	Manufacture of products of wood, cork, straw and plaiting materials	8	1,469	1,320	72	77
C170	Manufacture of paper and paper products	4	4,244	3,218	749	278
C181	Printing and service activities related to printing	107	19,466	18,896	-	571
C192	Manufacture of refined petroleum products	1	2,171	2,037	-	135
C201	Manufacture of basic chemicals	10	4,735	4,407	-	328
C202	Manufacture of other chemical products, n.e.c.	2	400	384	-	16
C221	Manufacture of rubber products	2	1,645	1,416	85	144
C222	Manufacture of plastics products	1	-	-	-	-
C231	Manufacture of glass and glass products	2	-	-	-	-
C239	Manufacture of non-metallic mineral products, n.e.c.	32	10,473	9,895	-	578
C241	Manufacture of basic iron and steel	12	5,892	5,659	-	233
C243	Casting of metals	1	-	-	-	-
C251	Manufacture of structural metal products, tanks, reservoirs and steam generators	13	99,217	87,407	-	11,810
C259	Manufacture of other fabricated metal products; metal working service activities	42	21,019	18,564	2,055	400
C301	Building of ships and boats	2	6,259	5,379	404	476
C310	Manufacture of furniture	10	10,627	9,782	50	795
C323	Manufacture of sports goods	1	-	-	-	-
C331	Repair of fabricated metal products, machinery and equipment	29	49,536	43,728	2,192	3,616
XIII – Caraga		1,050	625,527	595,686	9,467	21,170
C101	Processing and preserving of meat	9	1,635	1,486	-	149
C102	Processing and preserving of fish, crustaceans and mollusks	2	2,234	2,129	-	105
C103	Processing and preserving of fruits and vegetables	2	45	42	-	3
C104	Manufacture of vegetable and animal oils and fats	5	42,853	41,781	637	435
C106	Manufacture of grain mill products, starches and starch products	46	8,776	8,228	-	548

Table 3.2 Number of Establishments and Indirect Labor in General Administrative and Operating Expenses by Type for Manufacturing Establishments by Region and Industry Group: Philippines, 2018

(Values are in thousand PhP, except number of establishments. Details may not add up to total due to rounding and/or suppression.)

Continued

2009 PSIC Code	Region/ Industry Description	Number of Establish ments	Indirect Labor in General Administrative and Other Operating Expenses			
			Total	Gross Salaries and Wages	Separation, Retirement/ Terminal Pay and Gratuities, etc.	Total Employer's Contribution to SSS/GSIS, ECC, etc.
		(1)	(2)	(3)	(4)	(5)
C107	Manufacture of other food products	498	108,204	101,307	971	5,926
C108	Manufacture of prepared animal feeds	4	-	-	-	-
C110	Manufacture of beverages	167	1,283	1,187	-	95
C139	Manufacture of other textiles	3	-	-	-	-
C141	Manufacture of wearing apparel, except fur apparel	3	2,214	2,173	-	41
C142	Custom tailoring and dressmaking	22	397	382	-	14
C161	Sawmilling and planing of wood	7	15,967	14,831	202	934
C162	Manufacture of products of wood, cork, straw and plaiting materials	10	25,893	23,919	796	1,974
C181	Printing and service activities related to printing	86	8,380	8,171	-	209
C201	Manufacture of basic chemicals	1	371	247	104	20
C202	Manufacture of other chemical products, n.e.c.	13	20,127	13,229	5,867	1,030
C231	Manufacture of glass and glass products	2	423	385	-	38
C239	Manufacture of non-metallic mineral products, n.e.c.	35	21,193	20,022	-	1,170
C241	Manufacture of basic iron and steel	3	-	-	-	-
C242	Manufacture of basic precious and other non-ferrous metals	2	346,789	338,692	888	7,209
C259	Manufacture of other fabricated metal products; metal working service activities	32	8,623	7,985	-	638
C275	Manufacture of domestic appliances	3	-	-	-	-
C301	Building of ships and boats	1	116	106	-	9
C309	Manufacture of transport equipment, n.e.c.	7	-	-	-	-
C310	Manufacture of furniture	29	1,776	1,673	-	103
C321	Manufacture of jewelry, bijouterie and related articles	9	276	276	-	-
C324	Manufacture of games and toys	3	-	-	-	-
C329	Other manufacturing, n.e.c.	12	3,519	3,304	-	216
C331	Repair of fabricated metal products, machinery and equipment	34	4,433	4,130	-	303
	Autonomous Region in Muslim Mindanao	343	28,603	25,830	906	1,866
C104	Manufacture of vegetable and animal oils and fats	1	484	484	-	-
C106	Manufacture of grain mill products, starches and starch products	46	8,037	7,596	-	441
C107	Manufacture of other food products	83	13,044	11,826	606	611
C108	Manufacture of prepared animal feeds	3	-	-	-	-
C110	Manufacture of beverages	124	-	-	-	-
C142	Custom tailoring and dressmaking	22	-	-	-	-
C181	Printing and service activities related to printing	46	-	-	-	-
C221	Manufacture of rubber products	1	-	-	-	-

Table 3.2 Number of Establishments and Indirect Labor in General Administrative and Operating Expenses by Type for Manufacturing Establishments by Region and Industry Group: Philippines, 2018

(Values are in thousand PhP, except number of establishments. Details may not add up to total due to rounding and/or suppression.)

Concluded

2009 PSIC Code	Region/ Industry Description	Number of Establish ments	Indirect Labor in General Administrative and Other Operating Expenses			
			Total	Gross Salaries and Wages	Separation, Retirement/ Terminal Pay and Gratuities, etc.	Total Employer's Contribution to SSS/GSIS, ECC, etc.
		(1)	(2)	(3)	(4)	(5)
C239	Manufacture of non-metallic mineral products, n.e.c.	7	-	-	-	-
C251	Manufacture of structural metal products, tanks, reservoirs and steam generators	5	1,588	1,588	-	-
C310	Manufacture of furniture	5	5,450	4,335	300	814

Notes: "-" – zero value

S – suppressed

Source: Philippine Statistics Authority, 2018 Census of Philippine Business and Industry

Table 4 Number of Establishments and Revenue by Type for Manufacturing Establishments by Region and Industry Group: Philippines, 2018

(Values are in thousand PhP, except number of establishments. Details may not add up to total due to rounding and/or suppression.)

2009 PSIC Code	Region / Industry Description	Number of Establishments	Revenue		
			Total	Sale of Products and By-Products	Sale of Goods
		(1)	(2)	(3)	(4)
	Philippines	28,968	5,781,425,411	5,376,976,437	167,113,624
C101	Processing and preserving of meat	299	102,064,115	98,553,037	627,107
C102	Processing and preserving of fish, crustaceans and mollusks	278	110,714,825	103,982,160	2,423,196
C103	Processing and preserving of fruits and vegetables	169	98,290,849	91,813,970	2,547,943
C104	Manufacture of vegetable and animal oils and fats	140	149,069,692	139,400,314	5,929,610
C105	Manufacture of dairy products	99	103,689,050	38,211,953	15,845,372
C106	Manufacture of grain mill products, starches and starch products	1,701	123,989,520	115,920,738	6,348,866
C107	Manufacture of other food products	9,084	365,422,670	343,343,960	11,654,314
C108	Manufacture of prepared animal feeds	199	157,649,141	150,192,248	5,205,111
C110	Manufacture of beverages	3,986	405,517,368	379,486,236	18,278,324
C120	Manufacture of tobacco products	17	86,699,050	81,597,284	-
C131	Spinning, weaving and finishing of textiles	125	9,960,599	9,455,415	70,778
C139	Manufacture of other textiles	236	13,569,212	13,272,147	3,792
C141	Manufacture of wearing apparel, except fur apparel	880	60,906,699	53,164,475	998,351
C142	Custom tailoring and dressmaking	790	1,991,147	1,775,234	66,608
C143	Manufacture of knitted and crocheted apparel	40	6,345,770	5,981,896	-
C151	Tanning and dressing of leather; manufacture of luggage and handbags	107	28,686,492	27,618,932	2,683
C152	Manufacture of footwear	140	7,863,600	7,765,099	85,382
C161	Sawmilling and 264lanning of wood	59	2,390,676	2,130,063	137,518
C162	Manufacture of products of wood, cork, straw and plaiting materials	333	49,261,567	48,516,781	142,403
C170	Manufacture of paper and paper products	330	115,660,183	113,616,288	349,754
C181	Printing and service activities related to printing	2,566	42,385,343	38,145,336	671,469
C182	Reproduction of recorded media	4	259,574	250,721	-
C192	Manufacture of refined petroleum products	15	352,344,452	352,261,373	73,602
C199	Manufacture of other fuel products	3	3,681,431	3,662,566	-
C201	Manufacture of basic chemicals	190	132,451,704	117,537,088	11,837,982
C202	Manufacture of other chemical products, n.e.c.	357	230,209,277	224,259,925	1,634,724
C203	Manufacture of man-made fibers	S	S	S	S
C210	Manufacture of pharmaceuticals, medicinal chemical and botanical products	117	88,666,289	78,580,637	3,674,066

Continued

Table 4 Number of Establishments and Revenue by Type for Manufacturing Establishments by Region and Industry Group: Philippines, 2018*(Values are in thousand PhP, except number of establishments. Details may not add up to total due to rounding and/or suppression.)**Continued*

2009 PSIC Code	Region / Industry Description	Number of Establishments	Revenue		
			Total	Sale of Products and By-Products	Sale of Goods
		(1)	(2)	(3)	(4)
C210	Manufacture of pharmaceuticals, medicinal chemical and botanical products	117	88,666,289	78,580,637	3,674,066
C221	Manufacture of rubber products	134	36,556,636	32,081,312	52,572
C222	Manufacture of plastics products	834	148,479,533	145,786,508	1,453,107
C231	Manufacture of glass and glass products	104	26,017,321	25,260,678	419,990
C239	Manufacture of non-metallic mineral products, n.e.c.	846	211,019,529	201,696,584	2,322,804
C241	Manufacture of basic iron and steel	319	198,032,402	147,175,896	46,839,979
C242	Manufacture of basic precious and other non-ferrous metals	26	164,425,409	160,603,167	-
C243	Casting of metals	59	15,319,135	15,157,846	-
C251	Manufacture of structural metal products, tanks, reservoirs and steam generators	469	43,688,190	40,446,660	576,172
C252	Manufacture of weapons and ammunition	12	496,425	494,064	-
C259	Manufacture of other fabricated metal products; metal working service activities	859	95,478,784	89,451,369	1,888,966
C261	Manufacture of electronic components	138	639,380,676	602,323,383	415,376
C262	Manufacture of computers and peripheral equipment and accessories	32	258,764,353	255,696,380	19,779
C263	Manufacture of communication equipment	13	9,402,256	8,956,952	-
C264	Manufacture of consumer electronics	27	26,776,689	26,521,220	52,111
C265	Manufacture of measuring, testing, navigating and control equipment; watches and clocks	25	4,935,464	3,756,567	-
C267	Manufacture of optical instruments and photographic equipment	24	21,945,342	20,458,860	-
C271	Manufacture of electric motors, generators, transformers and electricity distribution and control apparatus	84	19,901,374	18,817,432	157,229
C272	Manufacture of batteries and accumulators	6	11,758,010	7,639,108	16,419
C273	Manufacture of wiring and wiring devices	53	40,593,021	39,481,582	605,992
C274	Manufacture of electric lighting equipment	34	9,990,098	9,178,595	82,000
C275	Manufacture of domestic appliances	36	14,029,960	13,992,396	122
C279	Manufacture of other electrical equipment	35	78,342,887	73,644,782	-
C281	Manufacture of general purpose machinery	102	92,295,222	87,767,886	2,198,143

Table 4 Number of Establishments and Revenue by Type for Manufacturing Establishments by Region and Industry Group: Philippines, 2018

(Values are in thousand PhP, except number of establishments. Details may not add up to total due to rounding and/or suppression.)

Continued

2009 PSIC Code	Region / Industry Description	Number of Establishments	Revenue		
			Total	Sale of Products and By-Products	Sale of Goods
		(1)	(2)	(3)	(4)
C282	Manufacture of special purpose machinery	162	38,651,655	37,003,822	938,082
C291	Manufacture of motor vehicles	40	52,091,395	50,386,678	406,734
C292	Manufacture of bodies (coachwork) for motor vehicles; manufacture of trailers and semi-trailers	24	3,354,458	3,242,716	10,685
C293	Manufacture of parts and accessories for motor vehicles	119	246,277,380	238,170,844	374,856
C301	Building of ships and boats	29	113,287,786	110,904,516	445,900
C302	Manufacture of railway locomotive and rolling stock	S	S	S	S
C303	Manufacture of air and spacecraft and related machinery	8	44,289,717	42,999,276	1,169,034
C309	Manufacture of transport equipment, n.e.c.	67	124,743,713	107,184,226	16,740,072
C310	Manufacture of furniture	852	34,135,632	31,155,331	892,549
C321	Manufacture of jewelry, bijouterie and related articles	99	2,490,530	2,462,646	9,785
C322	Manufacture of musical instruments	4	107,497	107,235	-
C323	Manufacture of sports goods	17	4,823,674	4,787,378	-
C324	Manufacture of games and toys	28	3,485,219	3,404,739	47,166
C325	Manufacture of medical and dental instruments and supplies	56	47,277,333	45,914,945	3,246
C329	Other manufacturing, n.e.c.	204	7,919,053	7,755,503	67,652
C331	Repair of fabricated metal products, machinery and equipment	712	38,759,401	22,453,414	298,147
C332	Installation of industrial machinery and equipment	6	354,066	150,187	-
National Capital Region		4,636	1,208,444,453	1,153,334,191	14,980,877
C101	Processing and preserving of meat	34	20,395,317	20,174,963	156,502
C102	Processing and preserving of fish, crustaceans and mollusks	29	31,792,804	28,197,897	1,981,908
C103	Processing and preserving of fruits and vegetables	36	47,639,571	44,644,820	2,414,094
C104	Manufacture of vegetable and animal oils and fats	19	42,245,835	41,698,761	-
C105	Manufacture of dairy products	26	18,533,417	17,941,886	51,567
C106	Manufacture of grain mill products, starches and starch products	15	36,540,497	35,965,246	94,569
C107	Manufacture of other food products	1,002	110,177,057	104,370,035	1,330,879
C108	Manufacture of prepared animal feeds	14	26,685,850	26,544,331	-
C110	Manufacture of beverages	204	139,813,954	136,489,888	40,862
C120	Manufacture of tobacco products	5	60,890,923	56,151,133	-
C131	Spinning, weaving and finishing of textiles	33	2,115,935	1,893,266	-
C139	Manufacture of other textiles	93	8,245,289	8,110,443	-

Table 4 Number of Establishments and Revenue by Type for Manufacturing Establishments by Region and Industry Group: Philippines, 2018*(Values are in thousand PhP, except number of establishments. Details may not add up to total due to rounding and/or suppression.)**Continued*

2009 PSIC Code	Region / Industry Description	Number of Establishments	Revenue		
			Total	Sale of Products and By-Products	Sale of Goods
		(1)	(2)	(3)	(4)
C141	Manufacture of wearing apparel, except fur apparel	325	23,401,596	22,756,488	273,279
C142	Custom tailoring and dressmaking	80	898,635	877,679	-
C143	Manufacture of knitted and crocheted apparel	21	2,846,807	2,842,943	-
C151	Tanning and dressing of leather; manufacture of luggage and handbags	31	2,058,121	2,045,654	-
C152	Manufacture of footwear	61	2,345,564	2,255,968	85,382
C161	Sawmilling and planing of wood	5	295,617	295,588	-
C162	Manufacture of products of wood, cork, straw and plaiting materials	29	1,271,931	1,271,565	-
C170	Manufacture of paper and paper products	154	54,667,587	54,286,945	12,206
C181	Printing and service activities related to printing	656	24,474,381	23,331,947	307,241
C192	Manufacture of refined petroleum products	4	517,965	516,601	-
C199	Manufacture of other fuel products	S	S	S	S
C201	Manufacture of basic chemicals	43	19,383,941	18,392,937	812,756
C202	Manufacture of other chemical products, n.e.c.	166	126,191,691	123,544,701	114,402
C203	Manufacture of man-made fibers	S	S	S	S
C210	Manufacture of pharmaceuticals, medicinal chemical and botanical products	29	62,044,876	53,360,134	3,596,995
C221	Manufacture of rubber products	53	6,364,466	6,291,590	50,425
C222	Manufacture of plastics products	350	58,115,039	57,340,510	379,378
C231	Manufacture of glass and glass products	31	10,819,476	10,518,640	286,647
C239	Manufacture of non-metallic mineral products, n.e.c.	65	14,383,333	11,277,064	368,831
C241	Manufacture of basic iron and steel	82	54,557,650	54,111,918	295,402
C242	Manufacture of basic precious and other non-ferrous metals	4	8,084,119	8,027,683	-
C243	Casting of metals	18	2,028,182	2,023,737	-
C251	Manufacture of structural metal products, tanks, reservoirs and steam generators	141	18,887,951	17,951,926	212
C252	Manufacture of weapons and ammunition	4	280,687	279,519	-
C259	Manufacture of other fabricated metal products; metal working service activities	168	27,925,423	26,347,023	54,552
C261	Manufacture of electronic components	9	30,026,127	27,873,701	-
C262	Manufacture of computers and peripheral equipment and accessories	S	S	S	S

Table 4 Number of Establishments and Revenue by Type for Manufacturing Establishments by Region and Industry Group: Philippines, 2018

(Values are in thousand PhP, except number of establishments. Details may not add up to total due to rounding and/or suppression.)

Continued

2009 PSIC Code	Region / Industry Description	Number of Establishments	Revenue		
			Total	Sale of Products and By-Products	Sale of Goods
		(1)	(2)	(3)	(4)
C264	Manufacture of consumer electronics	8	531,442	435,504	52,111
C265	Manufacture of measuring, testing, navigating and control equipment; watches and clocks	8	539,882	539,824	-
C267	Manufacture of optical instruments and photographic equipment	S	S	S	S
C271	Manufacture of electric motors, generators, transformers and electricity distribution and control apparatus	17	1,196,788	1,186,768	-
C272	Manufacture of batteries and accumulators	S	S	S	S
C273	Manufacture of wiring and wiring devices	21	10,620,017	10,449,218	-
C274	Manufacture of electric lighting equipment	9	675,470	670,668	-
C275	Manufacture of domestic appliances	12	10,294,570	10,267,819	-
C279	Manufacture of other electrical equipment	6	262,322	261,637	-
C281	Manufacture of general purpose machinery	34	14,366,916	12,135,503	2,059,202
C282	Manufacture of special purpose machinery	30	2,009,810	1,821,870	142
C291	Manufacture of motor vehicles	9	292,091	288,389	-
C292	Manufacture of bodies (coachwork) for motor vehicles; manufacture of trailers and semi-trailers	11	1,730,208	1,663,827	-
C293	Manufacture of parts and accessories for motor vehicles	15	12,582,384	12,379,729	-
C301	Building of ships and boats	5	108,266	13,767	-
C303	Manufacture of air and spacecraft and related machinery	S	S	S	S
C309	Manufacture of transport equipment, n.e.c.	10	15,355,862	15,291,476	-
C310	Manufacture of furniture	154	14,203,772	12,589,740	-
C321	Manufacture of jewelry, bijouterie and related articles	11	171,508	164,192	-
C322	Manufacture of musical instruments	S	S	S	S
C323	Manufacture of sports goods	3	1,090,847	1,090,616	-
C324	Manufacture of games and toys	8	233,516	233,507	-
C325	Manufacture of medical and dental instruments and supplies	11	869,958	867,524	941
C329	Other manufacturing, n.e.c.	42	2,777,053	2,709,008	58,316
C331	Repair of fabricated metal products, machinery and equipment	161	18,467,163	15,353,377	61,856
C332	Installation of industrial machinery and equipment	4	83,280	59,601	-

Table 4 Number of Establishments and Revenue by Type for Manufacturing Establishments by Region and Industry Group: Philippines, 2018*(Values are in thousand PhP, except number of establishments. Details may not add up to total due to rounding and/or suppression.)**Continued*

2009 PSIC Code	Region / Industry Description	Number of Establishments	Revenue		
			Total	Sale of Products and By-Products	Sale of Goods
		(1)	(2)	(3)	(4)
	Cordillera Administrative Region	685	75,545,980	75,113,340	89,850
C101	Processing and preserving of meat	6	64,499	64,499	-
C102	Processing and preserving of fish, crustaceans and mollusks	8	39,113	39,113	-
C103	Processing and preserving of fruits and vegetables	6	625,168	625,057	101
C105	Manufacture of dairy products	S	S	S	S
C106	Manufacture of grain mill products, starches and starch products	100	26,462	21,615	2,554
C107	Manufacture of other food products	140	1,492,585	1,452,206	39,861
C110	Manufacture of beverages	190	431,428	430,969	-
C131	Spinning, weaving and finishing of textiles	13	59,406	55,027	4,120
C139	Manufacture of other textiles	6	72,161	72,152	-
C141	Manufacture of wearing apparel, except fur apparel	S	S	S	S
C142	Custom tailoring and dressmaking	43	78,944	77,053	1,878
C162	Manufacture of products of wood, cork, straw and plaiting materials	6	9,448	8,556	892
C181	Printing and service activities related to printing	75	116,011	108,376	6,389
C201	Manufacture of basic chemicals	3	15,277	14,354	-
C221	Manufacture of rubber products	5	409	290	-
C222	Manufacture of plastics products	S	S	S	S
C231	Manufacture of glass and glass products	S	S	S	S
C239	Manufacture of non-metallic mineral products, n.e.c.	23	322,334	320,040	2,276
C241	Manufacture of basic iron and steel	5	69,491	50,204	19,287
C251	Manufacture of structural metal products, tanks, reservoirs and steam generators	10	23,087	23,087	-
C259	Manufacture of other fabricated metal products; metal working service activities	19	20,678	20,678	-
C261	Manufacture of electronic components	S	S	S	S
C303	Manufacture of air and spacecraft and related machinery	S	S	S	S
C310	Manufacture of furniture	17	87,133	86,933	-
C321	Manufacture of jewelry, bijouterie and related articles	S	S	S	S
	I – Ilocos Region	953	32,447,341	25,635,237	6,265,943
C101	Processing and preserving of meat	12	949,278	911,318	-

Table 4 Number of Establishments and Revenue by Type for Manufacturing Establishments by Region and Industry Group: Philippines, 2018

(Values are in thousand PhP, except number of establishments. Details may not add up to total due to rounding and/or suppression.)

Continued

2009 PSIC Code	Region / Industry Description	Number of Establishments	Revenue		
			Total	Sale of Products and By-Products	Sale of Goods
		(1)	(2)	(3)	(4)
C102	Processing and preserving of fish, crustaceans and mollusks	33	1,953,471	1,940,783	-
C103	Processing and preserving of fruits and vegetables	3	178,083	177,473	-
C105	Manufacture of dairy products	S	S	S	S
C106	Manufacture of grain mill products, starches and starch products	71	621,899	577,242	13,885
C107	Manufacture of other food products	347	3,232,326	3,094,489	126,427
C108	Manufacture of prepared animal feeds	3	98,640	90,585	8,032
C110	Manufacture of beverages	140	3,840,424	64,817	3,775,608
C120	Manufacture of tobacco products	S	S	S	S
C131	Spinning, weaving and finishing of textiles	5	4,303	3,690	613
C141	Manufacture of wearing apparel, except fur apparel	5	8,447	8,447	-
C142	Custom tailoring and dressmaking	42	38,081	34,328	522
C152	Manufacture of footwear	6	3,355	3,355	-
C162	Manufacture of products of wood, cork, straw and plaiting materials	13	13,073	13,073	-
C170	Manufacture of paper and paper products	9	1,829,701	1,815,811	-
C181	Printing and service activities related to printing	112	245,941	226,725	-
C201	Manufacture of basic chemicals	6	2,387,014	192,235	2,189,021
C210	Manufacture of pharmaceuticals, medicinal chemical and botanical products	S	S	S	S
C221	Manufacture of rubber products	5	1,003	1,003	-
C231	Manufacture of glass and glass products	4	32,737	25,119	7,618
C239	Manufacture of non-metallic mineral products, n.e.c.	45	14,626,691	14,331,754	115,303
C241	Manufacture of basic iron and steel	11	1,469,165	1,376,547	-
C251	Manufacture of structural metal products, tanks, reservoirs and steam generators	15	369,904	282,942	-
C259	Manufacture of other fabricated metal products; metal working service activities	16	16,750	16,750	-
C273	Manufacture of wiring and wiring devices	S	S	S	S
C282	Manufacture of special purpose machinery	S	S	S	S
C292	Manufacture of bodies (coachwork) for motor vehicles; manufacture of trailers and semi-trailers	3	17,077	6,038	9,971
C293	Manufacture of parts and accessories for motor vehicles	3	1,539	1,539	-

Table 4 Number of Establishments and Revenue by Type for Manufacturing Establishments by Region and Industry Group: Philippines, 2018

(Values are in thousand PhP, except number of establishments. Details may not add up to total due to rounding and/or suppression.)

Continued

2009 PSIC Code	Region / Industry Description	Number of Establishments	Revenue		
			Total	Sale of Products and By-Products	Sale of Goods
		(1)	(2)	(3)	(4)
C309	Manufacture of transport equipment, n.e.c.	13	40,848	40,395	-
C321	Manufacture of jewelry, bijouterie and related articles	S	S	S	S
C324	Manufacture of games and toys	S	S	S	S
C329	Other manufacturing, n.e.c.	7	70,637	70,637	-
C331	Repair of fabricated metal products, machinery and equipment	17	69,466	19,732	-
II – Cagayan Valley		1,133	29,593,221	22,934,549	6,072,500
C101	Processing and preserving of meat	6	258,061	63,347	-
C102	Processing and preserving of fish, crustaceans and mollusks	4	3,980	3,980	-
C103	Processing and preserving of fruits and vegetables	8	11,092	11,092	-
C104	Manufacture of vegetable and animal oils and fats	S	S	S	S
C105	Manufacture of dairy products	4	13,397	10,102	3,136
C106	Manufacture of grain mill products, starches and starch products	175	15,135,096	12,823,362	2,226,878
C107	Manufacture of other food products	382	2,762,122	913,434	1,839,195
C108	Manufacture of prepared animal feeds	7	711,242	411,649	163,851
C110	Manufacture of beverages	227	4,742,876	3,455,443	1,286,378
C120	Manufacture of tobacco products	3	1,830,505	1,761,066	-
C131	Spinning, weaving and finishing of textiles	3	2,447	2,447	-
C139	Manufacture of other textiles	4	13,830	13,830	-
C142	Custom tailoring and dressmaking	34	38,793	38,258	193
C151	Tanning and dressing of leather; manufacture of luggage and handbags	3	4,583	2,845	-
C162	Manufacture of products of wood, cork, straw and plaiting materials	8	3,706	2,976	-
C181	Printing and service activities related to printing	122	526,327	465,786	5,704
C182	Reproduction of recorded media	3	4,723	3,214	-
C199	Manufacture of other fuel products	S	S	S	S
C201	Manufacture of basic chemicals	S	S	S	S
C222	Manufacture of plastics products	6	16,950	9,112	6,799
C239	Manufacture of non-metallic mineral products, n.e.c.	25	103,052	97,555	2,250
C241	Manufacture of basic iron and steel	9	9,591	8,809	-
C251	Manufacture of structural metal products, tanks, reservoirs and steam generators	12	77,038	73,204	3,833
C252	Manufacture of weapons and ammunition	S	S	S	S

Table 4 Number of Establishments and Revenue by Type for Manufacturing Establishments by Region and Industry Group: Philippines, 2018

(Values are in thousand PhP, except number of establishments. Details may not add up to total due to rounding and/or suppression.)

Continued

2009 PSIC Code	Region / Industry Description	Number of Establishments	Revenue		
			Total	Sale of Products and By-Products	Sale of Goods
		(1)	(2)	(3)	(4)
C259	Manufacture of other fabricated metal products; metal working service activities	32	107,841	93,566	2,836
C279	Manufacture of other electrical equipment	3	1,328,858	1,328,176	-
C282	Manufacture of special purpose machinery	3	579,673	150,947	420,310
C310	Manufacture of furniture	21	128,394	128,394	-
C321	Manufacture of jewelry, bijouterie and related articles	5	2,667	1,172	-
C329	Other manufacturing, n.e.c.	S	S	S	S
C331	Repair of fabricated metal products, machinery and equipment	17	44,189	38,894	1,341
III – Central Luzon		3,388	940,512,849	854,029,654	56,726,935
C101	Processing and preserving of meat	74	20,333,175	19,809,014	3,942
C102	Processing and preserving of fish, crustaceans and mollusks	27	3,921,549	3,919,222	1,178
C103	Processing and preserving of fruits and vegetables	31	6,171,003	6,018,923	-
C104	Manufacture of vegetable and animal oils and fats	4	2,058,074	2,058,071	-
C105	Manufacture of dairy products	12	3,804,424	4,157,771	48,966
C106	Manufacture of grain mill products, starches and starch products	235	13,335,118	12,749,360	484,118
C107	Manufacture of other food products	1,054	37,912,871	33,010,425	3,977,396
C108	Manufacture of prepared animal feeds	54	49,810,866	44,455,597	4,233,831
C110	Manufacture of beverages	360	36,955,854	35,816,618	997,392
C120	Manufacture of tobacco products	S	S	S	S
C131	Spinning, weaving and finishing of textiles	20	5,469,937	5,287,392	45,120
C139	Manufacture of other textiles	40	2,367,323	2,311,098	-
C141	Manufacture of wearing apparel, except fur apparel	149	10,609,432	9,731,552	31,662
C142	Custom tailoring and dressmaking	60	79,657	74,674	-
C143	Manufacture of knitted and crocheted apparel	3	674,183	669,740	-
C151	Tanning and dressing of leather; manufacture of luggage and handbags	41	7,568,373	6,878,410	-
C152	Manufacture of footwear	10	2,051,159	2,048,001	-
C161	Sawmilling and 272lanning of wood	S	S	S	S
C162	Manufacture of products of wood, cork, straw and plaiting materials	63	1,839,517	1,763,265	37,282
C170	Manufacture of paper and paper products	35	21,134,161	20,597,248	332,182
C181	Printing and service activities related to printing	163	883,273	840,684	3,363

Table 4 Number of Establishments and Revenue by Type for Manufacturing Establishments by Region and Industry Group: Philippines, 2018*(Values are in thousand PhP, except number of establishments. Details may not add up to total due to rounding and/or suppression.)**Continued*

2009 PSIC Code	Region / Industry Description	Number of Establishments	Revenue		
			Total	Sale of Products and By-Products	Sale of Goods
		(1)	(2)	(3)	(4)
C192	Manufacture of refined petroleum products	3	170,392,780	170,392,754	-
C201	Manufacture of basic chemicals	21	11,351,803	4,540,077	6,514,716
C202	Manufacture of other chemical products, n.e.c.	35	6,335,458	6,210,825	3,549
C210	Manufacture of pharmaceuticals, medicinal chemical and botanical products	22	5,909,322	5,845,757	61
C221	Manufacture of rubber products	14	18,351,160	14,163,877	845
C222	Manufacture of plastics products	115	18,727,796	18,691,810	-
C231	Manufacture of glass and glass products	14	1,409,222	1,250,076	123,335
C239	Manufacture of non-metallic mineral products, n.e.c.	134	45,106,462	43,726,005	37,220
C241	Manufacture of basic iron and steel	44	68,506,641	27,866,804	39,234,600
C242	Manufacture of basic precious and other non-ferrous metals	4	391,322	378,192	-
C243	Casting of metals	7	1,008,652	987,179	-
C251	Manufacture of structural metal products, tanks, reservoirs and steam generators	60	5,048,743	3,961,724	96,212
C259	Manufacture of other fabricated metal products; metal working service activities	85	13,152,371	12,915,901	63,558
C261	Manufacture of electronic components	14	153,075,350	150,717,321	376,672
C262	Manufacture of computers and peripheral equipment and accessories	5	14,820,601	13,718,514	-
C263	Manufacture of communication equipment	S	S	S	S
C264	Manufacture of consumer electronics	3	379,137	378,507	-
C265	Manufacture of measuring, testing, navigating and control equipment; watches and clocks	3	207,516	195,257	-
C271	Manufacture of electric motors, generators, transformers and electricity distribution and control apparatus	10	1,402,738	1,379,360	-
C272	Manufacture of batteries and accumulators	S	S	S	S
C273	Manufacture of wiring and wiring devices	10	9,450,432	9,385,856	-
C274	Manufacture of electric lighting equipment	7	943,464	936,125	-
C275	Manufacture of domestic appliances	4	1,317,257	1,317,257	-
C279	Manufacture of other electrical equipment	10	1,418,887	1,412,977	-
C281	Manufacture of general purpose machinery	13	6,716,823	6,398,039	9,302

Table 4 Number of Establishments and Revenue by Type for Manufacturing Establishments by Region and Industry Group: Philippines, 2018

(Values are in thousand PhP, except number of establishments. Details may not add up to total due to rounding and/or suppression.)

Continued

2009 PSIC Code	Region / Industry Description	Number of Establishments	Revenue		
			Total	Sale of Products and By-Products	Sale of Goods
		(1)	(2)	(3)	(4)
C282	Manufacture of special purpose machinery	15	364,933	326,087	-
C291	Manufacture of motor vehicles	4	192,831	139,896	-
C292	Manufacture of bodies (coachwork) for motor vehicles; manufacture of trailers and semi-trailers	S	S	S	S
C293	Manufacture of parts and accessories for motor vehicles	9	33,861,571	33,495,585	-
C301	Building of ships and boats	S	S	S	S
C303	Manufacture of air and spacecraft and related machinery	5	1,298,388	1,267,604	-
C309	Manufacture of transport equipment, n.e.c.	13	93,169	85,874	7,000
C310	Manufacture of furniture	121	3,676,630	3,537,234	11,364
C321	Manufacture of jewelry, bijouterie and related articles	15	384,674	384,280	-
C322	Manufacture of musical instruments	S	S	S	S
C323	Manufacture of sports goods	3	1,589,061	1,581,287	-
C324	Manufacture of games and toys	8	959,691	910,251	47,166
C325	Manufacture of medical and dental instruments and supplies	9	6,636,345	6,010,896	-
C329	Other manufacturing, n.e.c.	42	2,312,229	2,303,187	-
C331	Repair of fabricated metal products, machinery and equipment	62	10,013,736	2,491,177	4,904
C332	Installation of industrial machinery and equipment	S	S	S	S
IVA – CALABARZON		4,035	2,499,600,847	2,317,255,479	50,011,030
C101	Processing and preserving of meat	41	36,517,409	34,892,023	430,117
C102	Processing and preserving of fish, crustaceans and mollusks	12	12,414,837	11,854,261	-
C103	Processing and preserving of fruits and vegetables	19	7,233,839	7,037,700	82,284
C104	Manufacture of vegetable and animal oils and fats	31	18,186,659	14,022,012	2,088,746
C105	Manufacture of dairy products	12	81,077,716	15,854,632	15,732,534
C106	Manufacture of grain mill products, starches and starch products	90	5,871,300	5,554,815	193,880
C107	Manufacture of other food products	877	108,180,819	106,583,306	277,204
C108	Manufacture of prepared animal feeds	69	9,623,773	8,851,132	584,796
C110	Manufacture of beverages	291	151,550,093	143,794,245	4,252,716
C120	Manufacture of tobacco products	3	21,659,160	21,413,103	-
C131	Spinning, weaving and finishing of textiles	10	2,059,038	1,996,599	-
C139	Manufacture of other textiles	33	1,515,933	1,418,369	3,249
C141	Manufacture of wearing apparel, except fur apparel	244	17,188,225	12,737,256	602,051

Table 4 Number of Establishments and Revenue by Type for Manufacturing Establishments by Region and Industry Group: Philippines, 2018*(Values are in thousand PhP, except number of establishments. Details may not add up to total due to rounding and/or suppression.)**Continued*

2009 PSIC Code	Region / Industry Description	Number of Establishments	Revenue		
			Total	Sale of Products and By-Products	Sale of Goods
		(1)	(2)	(3)	(4)
C142	Custom tailoring and dressmaking	90	152,426	92,204	3,506
C143	Manufacture of knitted and crocheted apparel	16	2,824,780	2,469,213	-
C151	Tanning and dressing of leather; manufacture of luggage and handbags	24	18,912,120	18,555,913	-
C152	Manufacture of footwear	34	2,457,715	2,453,749	-
C161	Sawmilling and planing of wood	S	S	S	S
C162	Manufacture of products of wood, cork, straw and plaiting materials	64	38,906,903	38,429,380	12,508
C170	Manufacture of paper and paper products	76	20,665,133	19,998,535	5,367
C181	Printing and service activities related to printing	198	9,388,970	7,196,450	83,468
C182	Reproduction of recorded media	S	S	S	S
C192	Manufacture of refined petroleum products	S	S	S	S
C199	Manufacture of other fuel products	S	S	S	S
C201	Manufacture of basic chemicals	31	58,210,081	56,191,592	341,565
C202	Manufacture of other chemical products, n.e.c.	91	81,215,637	79,225,965	601,470
C210	Manufacture of pharmaceuticals, medicinal chemical and botanical products	34	16,681,156	15,461,788	65,641
C221	Manufacture of rubber products	35	7,410,631	7,280,628	-
C222	Manufacture of plastics products	181	56,740,302	55,344,319	852,650
C231	Manufacture of glass and glass products	18	11,450,492	11,217,280	-
C239	Manufacture of non-metallic mineral products, n.e.c.	115	87,035,016	83,239,496	1,435,834
C241	Manufacture of basic iron and steel	59	51,951,891	50,426,532	22,000
C242	Manufacture of basic precious and other non-ferrous metals	8	4,986,428	4,814,381	-
C243	Casting of metals	16	10,446,838	10,327,260	-
C251	Manufacture of structural metal products, tanks, reservoirs and steam generators	109	14,869,928	13,889,934	420,304
C252	Manufacture of weapons and ammunition	S	S	S	S
C259	Manufacture of other fabricated metal products; metal working service activities	245	41,802,000	38,605,260	1,317,490
C261	Manufacture of electronic components	103	378,808,335	346,777,112	38,705
C262	Manufacture of computers and peripheral equipment and accessories	24	243,117,690	241,198,943	-
C263	Manufacture of communication equipment	10	4,432,534	4,078,409	-

Table 4 Number of Establishments and Revenue by Type for Manufacturing Establishments by Region and Industry Group: Philippines, 2018

(Values are in thousand PhP, except number of establishments. Details may not add up to total due to rounding and/or suppression.)

Continued

2009 PSIC Code	Region / Industry Description	Number of Establishments	Revenue		
			Total	Sale of Products and By-Products	Sale of Goods
		(1)	(2)	(3)	(4)
C264	Manufacture of consumer electronics	12	19,990,124	19,877,783	-
C265	Manufacture of measuring, testing, navigating and control equipment; watches and clocks	5	2,701,517	2,592,885	-
C267	Manufacture of optical instruments and photographic equipment	9	13,462,512	12,073,980	-
C271	Manufacture of electric motors, generators, transformers and electricity distribution and control apparatus	46	14,984,724	14,140,706	-
C272	Manufacture of batteries and accumulators	S	S	S	S
C273	Manufacture of wiring and wiring devices	20	19,428,939	18,595,214	605,992
C274	Manufacture of electric lighting equipment	15	7,557,861	6,898,788	82,000
C275	Manufacture of domestic appliances	12	1,977,483	1,969,836	-
C279	Manufacture of other electrical equipment	14	73,824,537	69,134,658	-
C281	Manufacture of general purpose machinery	41	67,208,540	65,351,953	55,014
C282	Manufacture of special purpose machinery	73	34,523,220	33,654,313	475,975
C291	Manufacture of motor vehicles	13	48,650,378	47,380,035	406,734
C292	Manufacture of bodies (coachwork) for motor vehicles; manufacture of trailers and semi-trailers	10	1,391,855	1,357,532	713
C293	Manufacture of parts and accessories for motor vehicles	74	191,339,352	187,264,866	374,094
C301	Building of ships and boats	5	556,614	110,715	445,900
C302	Manufacture of railway locomotive and rolling stock	S	S	S	S
C303	Manufacture of air and spacecraft and related machinery	S	S	S	S
C309	Manufacture of transport equipment, n.e.c.	21	104,547,943	87,070,560	16,733,072
C310	Manufacture of furniture	150	4,858,130	4,586,767	213,776
C321	Manufacture of jewelry, bijouterie and related articles	4	160,105	160,079	-
C322	Manufacture of musical instruments	S	S	S	S
C323	Manufacture of sports goods	8	1,836,561	1,808,538	-
C324	Manufacture of games and toys	6	1,195,370	1,181,240	-
C325	Manufacture of medical and dental instruments and supplies	21	36,589,912	35,893,479	2,305
C329	Other manufacturing, n.e.c.	17	1,114,076	1,100,505	-
C331	Repair of fabricated metal products, machinery and equipment	133	5,300,230	2,303,972	2,358

Table 4 Number of Establishments and Revenue by Type for Manufacturing Establishments by Region and Industry Group: Philippines, 2018

(Values are in thousand PhP, except number of establishments. Details may not add up to total due to rounding and/or suppression.)

Continued

2009 PSIC Code	Region / Industry Description	Number of Establishments	Revenue		
			Total	Sale of Products and By-Products	Sale of Goods
		(1)	(2)	(3)	(4)
C332	Installation of industrial machinery and equipment	S	S	S	S
	MIMAROPA	1,118	21,947,821	20,845,912	828,606
C101	Processing and preserving of meat	3	246,557	246,557	-
C102	Processing and preserving of fish, crustaceans and mollusks	S	S	S	S
C103	Processing and preserving of fruits and vegetables	S	S	S	S
C104	Manufacture of vegetable and animal oils and fats	7	538,008	383,184	153,342
C105	Manufacture of dairy products	5	1,720	1,720	-
C106	Manufacture of grain mill products, starches and starch products	98	3,416,163	2,766,337	520,289
C107	Manufacture of other food products	432	1,060,914	1,016,635	42,147
C110	Manufacture of beverages	289	305,314	294,245	11,069
C131	Spinning, weaving and finishing of textiles	3	3,486	3,269	-
C141	Manufacture of wearing apparel, except fur apparel	8	7,041	3,521	3,521
C142	Custom tailoring and dressmaking	22	32,874	27,632	425
C151	Tanning and dressing of leather; manufacture of luggage and handbags	3	3,573	3,573	-
C161	Sawmilling and 277lanning of wood	4	1,884	1,722	162
C162	Manufacture of products of wood, cork, straw and plaiting materials	13	83,978	57,692	26,286
C181	Printing and service activities related to printing	123	351,357	306,115	45,242
C201	Manufacture of basic chemicals	3	1,697	1,697	-
C202	Manufacture of other chemical products, n.e.c.	S	S	S	S
C210	Manufacture of pharmaceuticals, medicinal chemical and botanical products	S	S	S	S
C222	Manufacture of plastics products	6	8,317	6,352	1,965
C239	Manufacture of non-metallic mineral products, n.e.c.	37	32,998	32,212	725
C241	Manufacture of basic iron and steel	8	4,581	4,225	-
C242	Manufacture of basic precious and other non-ferrous metals	S	S	S	S
C259	Manufacture of other fabricated metal products; metal working service activities	19	20,036	18,825	965
C282	Manufacture of special purpose machinery	S	S	S	S
C310	Manufacture of furniture	21	55,342	27,671	2,521

Table 4 Number of Establishments and Revenue by Type for Manufacturing Establishments by Region and Industry Group: Philippines, 2018

(Values are in thousand PhP, except number of establishments. Details may not add up to total due to rounding and/or suppression.)

Continued

2009 PSIC Code	Region / Industry Description	Number of Establishments	Revenue		
			Total	Sale of Products and By-Products	Sale of Goods
		(1)	(2)	(3)	(4)
C331	Repair of fabricated metal products, machinery and equipment	5	13,413	9,155	-
	V – Bicol Region	1,339	32,458,042	30,817,048	984,944
C101	Processing and preserving of meat	14	164,546	163,910	600
C102	Processing and preserving of fish, crustaceans and mollusks	28	557,014	523,876	16,424
C103	Processing and preserving of fruits and vegetables	5	36,326	36,326	-
C104	Manufacture of vegetable and animal oils and fats	9	3,421,571	3,327,984	-
C105	Manufacture of dairy products	6	10,107	3,057	6,588
C106	Manufacture of grain mill products, starches and starch products	67	2,530,807	2,329,639	145,566
C107	Manufacture of other food products	542	2,374,353	2,214,249	102,011
C108	Manufacture of prepared animal feeds	4	673,068	530,172	124,709
C110	Manufacture of beverages	249	1,298,391	1,002,372	259,591
C120	Manufacture of tobacco products	S	S	S	S
C131	Spinning, weaving and finishing of textiles	6	2,710	2,710	-
C139	Manufacture of other textiles	10	329,250	326,638	-
C141	Manufacture of wearing apparel, except fur apparel	19	95,106	42,295	52,811
C142	Custom tailoring and dressmaking	55	62,986	61,200	1,786
C151	Tanning and dressing of leather; manufacture of luggage and handbags	3	3,353	671	2,683
C152	Manufacture of footwear	4	2,845	2,656	-
C162	Manufacture of products of wood, cork, straw and plaiting materials	32	348,815	329,893	-
C170	Manufacture of paper and paper products	5	992,181	947,496	-
C181	Printing and service activities related to printing	93	347,976	278,444	36,230
C201	Manufacture of basic chemicals	3	18,302	15,153	-
C210	Manufacture of pharmaceuticals, medicinal chemical and botanical products	5	4,323	-	4,323
C231	Manufacture of glass and glass products	S	S	S	S
C239	Manufacture of non-metallic mineral products, n.e.c.	29	3,056,426	3,033,131	238
C241	Manufacture of basic iron and steel	12	318,835	114,054	31,120
C242	Manufacture of basic precious and other non-ferrous metals	S	S	S	S
C251	Manufacture of structural metal products, tanks, reservoirs and steam generators	21	38,580	33,933	667

Table 4 Number of Establishments and Revenue by Type for Manufacturing Establishments by Region and Industry Group: Philippines, 2018*(Values are in thousand PhP, except number of establishments. Details may not add up to total due to rounding and/or suppression.)**Continued*

2009 PSIC Code	Region / Industry Description	Number of Establishments	Revenue		
			Total	Sale of Products and By-Products	Sale of Goods
		(1)	(2)	(3)	(4)
C259	Manufacture of other fabricated metal products; metal working service activities	31	13,602	12,160	-
C281	Manufacture of general purpose machinery	4	266,079	266,079	-
C282	Manufacture of special purpose machinery	3	57,755	35,031	22,711
C293	Manufacture of parts and accessories for motor vehicles	3	1,217	609	609
C310	Manufacture of furniture	25	34,310	34,310	-
C329	Other manufacturing, n.e.c.	19	111,852	64,176	-
C331	Repair of fabricated metal products, machinery and equipment	29	317,153	119,421	176,278
VI – Western Visayas		1,425	81,795,615	74,616,292	3,278,863
C101	Processing and preserving of meat	19	5,015,728	4,910,384	9,801
C102	Processing and preserving of fish, crustaceans and mollusks	31	807,956	782,174	17,835
C103	Processing and preserving of fruits and vegetables	S	S	S	S
C104	Manufacture of vegetable and animal oils and fats	5	206,946	206,624	-
C105	Manufacture of dairy products	5	10,925	9,027	-
C106	Manufacture of grain mill products, starches and starch products	107	1,429,781	1,238,550	177,890
C107	Manufacture of other food products	444	40,258,199	35,640,006	1,679,966
C108	Manufacture of prepared animal feeds	3	5,183,170	5,181,726	-
C110	Manufacture of beverages	282	16,118,836	15,969,874	49,191
C131	Spinning, weaving and finishing of textiles	14	57,142	57,130	-
C139	Manufacture of other textiles	4	14,873	14,873	-
C141	Manufacture of wearing apparel, except fur apparel	17	57,662	49,912	-
C142	Custom tailoring and dressmaking	63	104,750	62,741	28,090
C161	Sawmilling and planing of wood	3	13,068	13,068	-
C162	Manufacture of products of wood, cork, straw and plaiting materials	14	66,293	58,275	6,000
C181	Printing and service activities related to printing	145	464,627	414,473	4,733
C192	Manufacture of refined petroleum products	S	S	S	S
C201	Manufacture of basic chemicals	9	8,277,342	6,690,160	1,106,595
C202	Manufacture of other chemical products, n.e.c.	S	S	S	S
C210	Manufacture of pharmaceuticals, medicinal chemical and botanical products	7	41,631	41,631	-

Table 4 Number of Establishments and Revenue by Type for Manufacturing Establishments by Region and Industry Group: Philippines, 2018*(Values are in thousand PhP, except number of establishments. Details may not add up to total due to rounding and/or suppression.)**Continued*

2009 PSIC Code	Region / Industry Description	Number of Establishments	Revenue		
			Total	Sale of Products and By-Products	Sale of Goods
		(1)	(2)	(3)	(4)
C221	Manufacture of rubber products	3	1,726	1,726	-
C222	Manufacture of plastics products	21	642,507	634,554	7,946
C231	Manufacture of glass and glass products	4	4,346	4,346	-
C239	Manufacture of non-metallic mineral products, n.e.c.	99	1,442,041	1,345,245	92,703
C241	Manufacture of basic iron and steel	14	232,784	183,388	-
C243	Casting of metals	5	54,864	54,864	-
C251	Manufacture of structural metal products, tanks, reservoirs and steam generators	17	156,234	153,070	-
C259	Manufacture of other fabricated metal products; metal working service activities	33	113,451	106,328	6,000
C265	Manufacture of measuring, testing, navigating and control equipment; watches and clocks	S	S	S	S
C267	Manufacture of optical instruments and photographic equipment	S	S	S	S
C282	Manufacture of special purpose machinery	3	236,075	185,259	-
C293	Manufacture of parts and accessories for motor vehicles	3	5,228	5,212	-
C310	Manufacture of furniture	12	394,101	318,229	75,253
C321	Manufacture of jewelry, bijouterie and related articles	5	13,702	13,698	-
C329	Other manufacturing, n.e.c.	11	178,635	165,661	8,175
C331	Repair of fabricated metal products, machinery and equipment	16	104,507	33,274	-
VII – Central Visayas		2,347	321,488,328	293,689,692	15,579,452
C101	Processing and preserving of meat	27	14,729,179	14,620,906	-
C102	Processing and preserving of fish, crustaceans and mollusks	34	9,606,842	9,189,682	381,955
C103	Processing and preserving of fruits and vegetables	21	6,289,001	6,220,656	-
C104	Manufacture of vegetable and animal oils and fats	14	10,139,229	6,832,452	3,267,001
C105	Manufacture of dairy products	6	107,138	106,546	556
C106	Manufacture of grain mill products, starches and starch products	71	2,909,959	2,851,203	36,871
C107	Manufacture of other food products	758	13,866,301	13,508,319	188,540
C108	Manufacture of prepared animal feeds	19	28,849,429	28,635,482	6,688
C110	Manufacture of beverages	247	17,420,642	13,874,627	3,520,291
C131	Spinning, weaving and finishing of textiles	4	160,973	147,393	8,871
C139	Manufacture of other textiles	13	710,950	705,907	-

Table 4 Number of Establishments and Revenue by Type for Manufacturing Establishments by Region and Industry Group: Philippines, 2018*(Values are in thousand PhP, except number of establishments. Details may not add up to total due to rounding and/or suppression.)**Continued*

2009 PSIC Code	Region / Industry Description	Number of Establishments	Revenue		
			Total	Sale of Products and By-Products	Sale of Goods
		(1)	(2)	(3)	(4)
C141	Manufacture of wearing apparel, except fur apparel	53	9,124,359	7,460,825	2,265
C142	Custom tailoring and dressmaking	50	48,184	38,612	-
C151	Tanning and dressing of leather; manufacture of luggage and handbags	S	S	S	S
C152	Manufacture of footwear	16	796,023	794,702	-
C161	Sawmilling and 281lanning of wood	8	952,436	944,672	-
C162	Manufacture of products of wood, cork, straw and plaiting materials	15	1,564,817	1,525,505	-
C170	Manufacture of paper and paper products	19	3,386,634	3,369,419	-
C181	Printing and service activities related to printing	268	1,846,612	1,762,531	-
C201	Manufacture of basic chemicals	18	8,367,696	8,030,280	289,211
C202	Manufacture of other chemical products, n.e.c.	36	5,230,830	5,075,369	48,784
C210	Manufacture of pharmaceuticals, medicinal chemical and botanical products	4	2,578,673	2,474,107	-
C221	Manufacture of rubber products	7	2,715,066	2,649,750	-
C222	Manufacture of plastics products	71	6,316,541	6,173,379	-
C231	Manufacture of glass and glass products	7	2,145,953	2,135,498	-
C239	Manufacture of non-metallic mineral products, n.e.c.	45	31,021,885	30,795,497	10,505
C241	Manufacture of basic iron and steel	29	18,121,719	10,480,026	7,220,984
C242	Manufacture of basic precious and other non-ferrous metals	S	S	S	S
C243	Casting of metals	8	1,620,902	1,605,111	-
C251	Manufacture of structural metal products, tanks, reservoirs and steam generators	10	1,369,723	1,291,722	20,838
C252	Manufacture of weapons and ammunition	S	S	S	S
C259	Manufacture of other fabricated metal products; metal working service activities	50	6,086,431	5,520,478	403,554
C261	Manufacture of electronic components	10	20,687,068	20,472,842	-
C262	Manufacture of computers and peripheral equipment and accessories	S	S	S	S
C263	Manufacture of communication equipment	S	S	S	S
C264	Manufacture of consumer electronics	3	5,775,783	5,729,224	-
C265	Manufacture of measuring, testing, navigating and control equipment; watches and clocks	5	1,411,139	353,574	-

Table 4 Number of Establishments and Revenue by Type for Manufacturing Establishments by Region and Industry Group: Philippines, 2018

(Values are in thousand PhP, except number of establishments. Details may not add up to total due to rounding and/or suppression.)

Continued

2009 PSIC Code	Region / Industry Description	Number of Establishments	Revenue		
			Total	Sale of Products and By-Products	Sale of Goods
		(1)	(2)	(3)	(4)
C267	Manufacture of optical instruments and photographic equipment	12	6,998,043	6,956,284	-
C271	Manufacture of electric motors, generators, transformers and electricity distribution and control apparatus	7	2,120,521	2,071,223	-
C273	Manufacture of wiring and wiring devices	S	S	S	S
C274	Manufacture of electric lighting equipment	4	813,302	673,014	-
C275	Manufacture of domestic appliances	S	S	S	S
C279	Manufacture of other electrical equipment	S	S	S	S
C281	Manufacture of general purpose machinery	5	3,421,443	3,382,515	-
C282	Manufacture of special purpose machinery	5	238,366	220,991	-
C291	Manufacture of motor vehicles	10	2,834,995	2,457,256	-
C293	Manufacture of parts and accessories for motor vehicles	8	8,478,730	5,016,099	-
C301	Building of ships and boats	13	29,586,100	27,926,185	-
C309	Manufacture of transport equipment, n.e.c.	3	4,696,156	4,686,186	-
C310	Manufacture of furniture	173	8,827,647	8,394,699	172,538
C321	Manufacture of jewelry, bijouterie and related articles	37	1,557,801	1,551,031	-
C322	Manufacture of musical instruments	S	S	S	S
C323	Manufacture of sports goods	S	S	S	S
C324	Manufacture of games and toys	S	S	S	S
C325	Manufacture of medical and dental instruments and supplies	15	3,181,118	3,143,046	-
C329	Other manufacturing, n.e.c.	24	1,084,289	1,080,417	-
C331	Repair of fabricated metal products, machinery and equipment	66	1,024,116	255,617	-
VIII – Eastern Visayas		1,415	119,480,919	116,192,319	432,707
C101	Processing and preserving of meat	S	S	S	S
C102	Processing and preserving of fish, crustaceans and mollusks	8	324,242	316,550	-
C103	Processing and preserving of fruits and vegetables	5	35,752	35,752	-
C104	Manufacture of vegetable and animal oils and fats	7	4,351,620	4,342,086	-
C105	Manufacture of dairy products	S	S	S	S
C106	Manufacture of grain mill products, starches and starch products	100	678,747	587,698	56,742
C107	Manufacture of other food products	646	6,077,504	5,840,668	175,905
C110	Manufacture of beverages	365	3,759,079	3,738,161	11,817

Table 4 Number of Establishments and Revenue by Type for Manufacturing Establishments by Region and Industry Group: Philippines, 2018*(Values are in thousand PhP, except number of establishments. Details may not add up to total due to rounding and/or suppression.)**Continued*

2009 PSIC Code	Region / Industry Description	Number of Establishments	Revenue		
			Total	Sale of Products and By-Products	Sale of Goods
		(1)	(2)	(3)	(4)
C131	Spinning, weaving and finishing of textiles	4	12,185	133	12,053
C139	Manufacture of other textiles	S	S	S	S
C141	Manufacture of wearing apparel, except fur apparel	8	8,590	7,885	705
C142	Custom tailoring and dressmaking	34	21,772	21,772	-
C162	Manufacture of products of wood, cork, straw and plaiting materials	13	17,736	16,673	-
C170	Manufacture of paper and paper products	7	2,234,100	2,186,059	-
C181	Printing and service activities related to printing	76	320,946	285,002	35,336
C201	Manufacture of basic chemicals	7	742,194	612,899	128,845
C210	Manufacture of pharmaceuticals, medicinal chemical and botanical products	S	S	S	S
C222	Manufacture of plastics products	9	65,360	65,354	-
C231	Manufacture of glass and glass products	6	32,613	32,613	-
C239	Manufacture of non-metallic mineral products, n.e.c.	38	39,080	26,613	10,919
C241	Manufacture of basic iron and steel	3	7,161	7,161	-
C242	Manufacture of basic precious and other non-ferrous metals	S	S	S	S
C243	Casting of metals	S	S	S	S
C251	Manufacture of structural metal products, tanks, reservoirs and steam generators	5	24,091	24,091	-
C259	Manufacture of other fabricated metal products; metal working service activities	38	22,687	22,435	-
C273	Manufacture of wiring and wiring devices	S	S	S	S
C282	Manufacture of special purpose machinery	S	S	S	S
C310	Manufacture of furniture	4	7,312	7,312	-
C321	Manufacture of jewelry, bijouterie and related articles	5	1,771	-	-
C329	Other manufacturing, n.e.c.	12	54,763	53,273	385
C331	Repair of fabricated metal products, machinery and equipment	6	92,826	57,095	-
IX – Zamboanga Peninsula		1,278	49,321,190	45,729,511	2,026,694
C101	Processing and preserving of meat	12	688,545	688,082	-
C102	Processing and preserving of fish, crustaceans and mollusks	29	15,322,958	14,936,861	-
C104	Manufacture of vegetable and animal oils and fats	6	18,164,382	17,872,158	-

Table 4 Number of Establishments and Revenue by Type for Manufacturing Establishments by Region and Industry Group: Philippines, 2018

(Values are in thousand PhP, except number of establishments. Details may not add up to total due to rounding and/or suppression.)

Continued

2009 PSIC Code	Region / Industry Description	Number of Establishments	Revenue		
			Total	Sale of Products and By-Products	Sale of Goods
		(1)	(2)	(3)	(4)
C105	Manufacture of dairy products	4	1,869	1,420	449
C106	Manufacture of grain mill products, starches and starch products	133	1,075,234	977,730	69,384
C107	Manufacture of other food products	649	6,109,664	5,808,591	285,855
C108	Manufacture of prepared animal feeds	S	S	S	S
C110	Manufacture of beverages	151	2,402,814	267,133	1,637,238
C139	Manufacture of other textiles	S	S	S	S
C142	Custom tailoring and dressmaking	37	82,725	81,573	-
C161	Sawmilling and planing of wood	4	6,415	5,409	1,006
C162	Manufacture of products of wood, cork, straw and plaiting materials	S	S	S	S
C181	Printing and service activities related to printing	81	161,285	156,218	2,662
C221	Manufacture of rubber products	5	1,496,212	1,477,534	1,302
C222	Manufacture of plastics products	8	75,247	68,833	-
C231	Manufacture of glass and glass products	4	9,769	9,769	-
C239	Manufacture of non-metallic mineral products, n.e.c.	36	131,380	131,068	312
C241	Manufacture of basic iron and steel	5	76,236	7,909	-
C251	Manufacture of structural metal products, tanks, reservoirs and steam generators	12	25,014	2,467	9,594
C259	Manufacture of other fabricated metal products; metal working service activities	23	2,314,108	2,176,345	-
C310	Manufacture of furniture	26	111,387	99,114	11,773
C321	Manufacture of jewelry, bijouterie and related articles	S	S	S	S
C329	Other manufacturing, n.e.c.	4	6,000	-	-
C331	Repair of fabricated metal products, machinery and equipment	44	120,357	30,119	-
X – Northern Mindanao		1,124	149,059,260	138,835,243	4,369,175
C101	Processing and preserving of meat	23	671,962	399,036	18,138
C102	Processing and preserving of fish, crustaceans and mollusks	S	S	S	S
C103	Processing and preserving of fruits and vegetables	15	28,809,020	25,794,181	36,041
C104	Manufacture of vegetable and animal oils and fats	9	14,319,568	13,506,087	343,753
C105	Manufacture of dairy products	6	89,927	89,562	-
C106	Manufacture of grain mill products, starches and starch products	36	29,268,979	28,984,425	40,225
C107	Manufacture of other food products	409	7,548,971	6,347,835	1,056,018
C108	Manufacture of prepared animal feeds	7	16,285,466	15,896,998	-

Table 4 Number of Establishments and Revenue by Type for Manufacturing Establishments by Region and Industry Group: Philippines, 2018

(Values are in thousand PhP, except number of establishments. Details may not add up to total due to rounding and/or suppression.)

Continued

2009 PSIC Code	Region / Industry Description	Number of Establishments	Revenue		
			Total	Sale of Products and By-Products	Sale of Goods
		(1)	(2)	(3)	(4)
C110	Manufacture of beverages	182	10,130,218	9,098,344	987,554
C131	Spinning, weaving and finishing of textiles	3	837	837	-
C139	Manufacture of other textiles	5	9,274	9,274	-
C141	Manufacture of wearing apparel, except fur apparel	10	118,370	85,582	32,057
C142	Custom tailoring and dressmaking	43	128,620	72,951	23,619
C152	Manufacture of footwear	4	199,820	199,550	-
C161	Sawmilling and planing of wood	15	814,158	606,631	114,940
C162	Manufacture of products of wood, cork, straw and plaiting materials	14	415,547	392,607	-
C170	Manufacture of paper and paper products	6	4,093,953	4,059,698	-
C181	Printing and service activities related to printing	92	359,923	328,981	1,825
C192	Manufacture of refined petroleum products	3	73,609	4,829	68,599
C201	Manufacture of basic chemicals	11	22,750,392	22,183,913	186,562
C202	Manufacture of other chemical products, n.e.c.	4	5,210,386	4,319,973	861,226
C210	Manufacture of pharmaceuticals, medicinal chemical and botanical products	S	S	S	S
C221	Manufacture of rubber products	S	S	S	S
C222	Manufacture of plastics products	22	197,931	192,097	-
C231	Manufacture of glass and glass products	3	4,671	4,563	-
C239	Manufacture of non-metallic mineral products, n.e.c.	38	2,928,873	2,728,258	157,042
C241	Manufacture of basic iron and steel	10	1,189,147	1,051,460	-
C243	Casting of metals	3	12,182	12,182	-
C251	Manufacture of structural metal products, tanks, reservoirs and steam generators	26	499,556	460,646	24,511
C259	Manufacture of other fabricated metal products; metal working service activities	17	110,456	100,456	-
C264	Manufacture of consumer electronics	S	S	S	S
C271	Manufacture of electric motors, generators, transformers and electricity distribution and control apparatus	S	S	S	S
C281	Manufacture of general purpose machinery	S	S	S	S
C282	Manufacture of special purpose machinery	S	S	S	S
C291	Manufacture of motor vehicles	3	54,221	54,221	-

Table 4 Number of Establishments and Revenue by Type for Manufacturing Establishments by Region and Industry Group: Philippines, 2018

(Values are in thousand PhP, except number of establishments. Details may not add up to total due to rounding and/or suppression.)

Continued

2009 PSIC Code	Region / Industry Description	Number of Establishments	Revenue		
			Total	Sale of Products and By-Products	Sale of Goods
		(1)	(2)	(3)	(4)
C293	Manufacture of parts and accessories for motor vehicles	3	6,930	6,776	154
C310	Manufacture of furniture	39	444,712	269,834	174,872
C321	Manufacture of jewelry, bijouterie and related articles	S	S	S	S
C324	Manufacture of games and toys	S	S	S	S
C329	Other manufacturing, n.e.c.	S	S	S	S
C331	Repair of fabricated metal products, machinery and equipment	49	1,414,267	980,125	8,671
XI – Davao Region		1,478	124,960,676	118,102,472	4,190,420
C101	Processing and preserving of meat	13	1,282,410	1,073,486	-
C102	Processing and preserving of fish, crustaceans and mollusks	5	450,159	28,641	-
C103	Processing and preserving of fruits and vegetables	13	1,221,649	1,189,915	4,133
C104	Manufacture of vegetable and animal oils and fats	17	22,197,712	22,074,364	76,768
C105	Manufacture of dairy products	5	12,337	10,760	1,577
C106	Manufacture of grain mill products, starches and starch products	131	4,674,577	2,921,011	1,583,558
C107	Manufacture of other food products	430	16,115,738	15,622,738	291,015
C108	Manufacture of prepared animal feeds	7	19,192,273	19,068,137	82,995
C110	Manufacture of beverages	270	15,845,818	14,312,520	1,424,528
C120	Manufacture of tobacco products	S	S	S	S
C139	Manufacture of other textiles	19	231,148	230,978	60
C141	Manufacture of wearing apparel, except fur apparel	23	139,291	132,131	-
C142	Custom tailoring and dressmaking	41	115,854	112,385	2,848
C152	Manufacture of footwear	5	7,120	7,120	-
C161	Sawmilling and 286lanning of wood	3	51,333	33,156	2,480
C162	Manufacture of products of wood, cork, straw and plaiting materials	31	2,022,065	1,982,510	38,553
C170	Manufacture of paper and paper products	15	6,169,608	5,916,666	-
C181	Printing and service activities related to printing	123	2,187,506	1,829,579	130,931
C192	Manufacture of refined petroleum products	S	S	S	S
C201	Manufacture of basic chemicals	22	474,278	344,929	129,213
C202	Manufacture of other chemical products, n.e.c.	8	5,489,729	5,434,741	-
C210	Manufacture of pharmaceuticals, medicinal chemical and botanical products	8	1,351,496	1,351,496	-
C221	Manufacture of rubber products	4	43,253	43,253	-
C222	Manufacture of plastics products	42	7,299,958	6,999,663	191,877

Table 4 Number of Establishments and Revenue by Type for Manufacturing Establishments by Region and Industry Group: Philippines, 2018*(Values are in thousand PhP, except number of establishments. Details may not add up to total due to rounding and/or suppression.)**Continued*

2009 PSIC Code	Region / Industry Description	Number of Establishments	Revenue		
			Total	Sale of Products and By-Products	Sale of Goods
		(1)	(2)	(3)	(4)
C231	Manufacture of glass and glass products	4	61,716	18,837	-
C239	Manufacture of non-metallic mineral products, n.e.c.	46	9,632,307	9,487,463	66,950
C241	Manufacture of basic iron and steel	11	1,378,527	1,371,120	-
C242	Manufacture of basic precious and other non-ferrous metals	3	437,150	840	-
C243	Casting of metals	S	S	S	S
C251	Manufacture of structural metal products, tanks, reservoirs and steam generators	15	1,578,500	1,578,500	-
C252	Manufacture of weapons and ammunition	S	S	S	S
C259	Manufacture of other fabricated metal products; metal working service activities	10	381,800	373,975	-
C265	Manufacture of measuring, testing, navigating and control equipment; watches and clocks	S	S	S	S
C271	Manufacture of electric motors, generators, transformers and electricity distribution and control apparatus	S	S	S	S
C275	Manufacture of domestic appliances	3	17,240	14,438	-
C281	Manufacture of general purpose machinery	4	51,054	50,587	-
C282	Manufacture of special purpose machinery	26	395,880	391,371	-
C291	Manufacture of motor vehicles	S	S	S	S
C293	Manufacture of parts and accessories for motor vehicles	3	429	429	-
C301	Building of ships and boats	S	S	S	S
C310	Manufacture of furniture	48	867,491	706,256	161,235
C321	Manufacture of jewelry, bijouterie and related articles	5	144,390	144,390	-
C329	Other manufacturing, n.e.c.	11	149,030	148,926	-
C331	Repair of fabricated metal products, machinery and equipment	44	676,292	483,302	1,698
XII – SOCCSKSARGEN		1,220	60,183,749	56,466,305	808,352
C101	Processing and preserving of meat	6	584,672	429,251	8,006
C102	Processing and preserving of fish, crustaceans and mollusks	24	33,131,627	31,933,047	-
C103	Processing and preserving of fruits and vegetables	S	S	S	S
C104	Manufacture of vegetable and animal oils and fats	7	10,251,386	10,107,003	-
C105	Manufacture of dairy products	3	12,882	12,802	-

Table 4 Number of Establishments and Revenue by Type for Manufacturing Establishments by Region and Industry Group: Philippines, 2018

(Values are in thousand PhP, except number of establishments. Details may not add up to total due to rounding and/or suppression.)

Continued

2009 PSIC Code	Region / Industry Description	Number of Establishments	Revenue		
			Total	Sale of Products and By-Products	Sale of Goods
		(1)	(2)	(3)	(4)
C106	Manufacture of grain mill products, starches and starch products	180	2,122,705	1,278,215	669,922
C107	Manufacture of other food products	390	5,088,934	4,999,978	15,086
C108	Manufacture of prepared animal feeds	3	495,404	486,732	-
C110	Manufacture of beverages	250	697,150	691,173	5,545
C131	Spinning, weaving and finishing of textiles	6	12,200	5,524	-
C139	Manufacture of other textiles	3	55,972	55,972	-
C141	Manufacture of wearing apparel, except fur apparel	13	31,984	31,984	-
C142	Custom tailoring and dressmaking	51	50,341	49,406	-
C161	Sawmilling and 288lanning of wood	7	50,706	50,705	-
C162	Manufacture of products of wood, cork, straw and plaiting materials	8	85,718	85,718	-
C170	Manufacture of paper and paper products	4	487,125	438,410	-
C181	Printing and service activities related to printing	107	516,138	444,064	-
C192	Manufacture of refined petroleum products	S	S	S	S
C201	Manufacture of basic chemicals	10	134,055	129,550	-
C202	Manufacture of other chemical products, n.e.c.	S	S	S	S
C221	Manufacture of rubber products	S	S	S	S
C222	Manufacture of plastics products	S	S	S	S
C231	Manufacture of glass and glass products	S	S	S	S
C239	Manufacture of non-metallic mineral products, n.e.c.	32	193,097	190,939	-
C241	Manufacture of basic iron and steel	12	124,237	103,210	16,586
C243	Casting of metals	S	S	S	S
C251	Manufacture of structural metal products, tanks, reservoirs and steam generators	13	716,131	715,973	-
C259	Manufacture of other fabricated metal products; metal working service activities	42	3,231,462	3,006,051	-
C301	Building of ships and boats	S	S	S	S
C310	Manufacture of furniture	10	285,663	232,653	52,922
C323	Manufacture of sports goods	S	S	S	S
C331	Repair of fabricated metal products, machinery and equipment	29	957,084	220,235	40,285
XIII – Caraga		1,050	29,813,018	28,717,278	366,346
C101	Processing and preserving of meat	9	64,664	8,147	-
C102	Processing and preserving of fish, crustaceans and mollusks	S	S	S	S

Table 4 Number of Establishments and Revenue by Type for Manufacturing Establishments by Region and Industry Group: Philippines, 2018*(Values are in thousand PhP, except number of establishments. Details may not add up to total due to rounding and/or suppression.)**Continued*

2009 PSIC Code	Region / Industry Description	Number of Establishments	Revenue		
			Total	Sale of Products and By-Products	Sale of Goods
		(1)	(2)	(3)	(4)
C103	Processing and preserving of fruits and vegetables	S	S	S	S
C104	Manufacture of vegetable and animal oils and fats	5	2,581,012	2,563,158	-
C106	Manufacture of grain mill products, starches and starch products	46	425,424	402,039	149
C107	Manufacture of other food products	498	3,024,649	2,829,162	179,197
C108	Manufacture of prepared animal feeds	4	61	17	-
C110	Manufacture of beverages	167	61,727	58,312	3,295
C139	Manufacture of other textiles	3	760	277	483
C141	Manufacture of wearing apparel, except fur apparel	3	26,132	26,132	-
C142	Custom tailoring and dressmaking	22	28,797	28,152	645
C161	Sawmilling and 289lanning of wood	7	159,926	140,576	18,930
C162	Manufacture of products of wood, cork, straw and plaiting materials	10	1,751,284	1,719,651	20,882
C181	Printing and service activities related to printing	86	175,360	158,093	6,066
C201	Manufacture of basic chemicals	S	S	S	S
C202	Manufacture of other chemical products, n.e.c.	13	481,115	433,476	-
C231	Manufacture of glass and glass products	S	S	S	S
C239	Manufacture of non-metallic mineral products, n.e.c.	35	963,488	933,274	21,598
C241	Manufacture of basic iron and steel	3	14,746	12,529	-
C242	Manufacture of basic precious and other non-ferrous metals	S	S	S	S
C259	Manufacture of other fabricated metal products; metal working service activities	32	159,686	115,137	40,012
C275	Manufacture of domestic appliances	3	330	208	122
C301	Building of ships and boats	S	S	S	S
C309	Manufacture of transport equipment, n.e.c.	7	9,735	9,735	-
C310	Manufacture of furniture	29	71,979	55,362	16,294
C321	Manufacture of jewelry, bijouterie and related articles	9	1,978	506	1,150
C324	Manufacture of games and toys	3	327	327	-
C329	Other manufacturing, n.e.c.	12	30,324	29,548	777
C331	Repair of fabricated metal products, machinery and equipment	34	144,599	57,920	755
	Autonomous Region in Muslim Mindanao	343	4,772,103	4,661,917	100,931
C104	Manufacture of vegetable and animal oils and fats	S	S	S	S

Table 4 Number of Establishments and Revenue by Type for Manufacturing Establishments by Region and Industry Group: Philippines, 2018

(Values are in thousand PhP, except number of establishments. Details may not add up to total due to rounding and/or suppression.)

Continued

2009 PSIC Code	Region / Industry Description	Number of Establishments	Revenue		
			Total	Sale of Products and By-Products	Sale of Goods
		(1)	(2)	(3)	(4)
C106	Manufacture of grain mill products, starches and starch products	46	3,926,772	3,892,252	32,388
C107	Manufacture of other food products	83	139,664	91,885	47,611
C108	Manufacture of prepared animal feeds	3	962	752	210
C110	Manufacture of beverages	124	142,746	127,495	15,251
C142	Custom tailoring and dressmaking	22	27,708	24,613	3,094
C181	Printing and service activities related to printing	46	18,709	11,867	2,279
C221	Manufacture of rubber products	S	S	S	S
C239	Manufacture of non-metallic mineral products, n.e.c.	7	1,067	969	98
C251	Manufacture of structural metal products, tanks, reservoirs and steam generators	5	3,709	3,442	-
C310	Manufacture of furniture	5	81,630	80,823	-

Table 4 Number of Establishments and Revenue by Type for Manufacturing Establishments by Region and Industry Group: Philippines, 2018

(Values are in thousand PhP, except number of establishments. Details may not add up to total due to rounding and/or suppression.)

Continued

2009 PSIC Code	Region / Industry Description	Revenue				
		Income from Industrial Service Done for Others	Income from Non-Industrial Service Done for Others	Interest Income	Dividend Income	Commissions and Fees Earned
		(5)	(6)	(7)	(8)	(9)
	Philippines	105,673,296	15,909,924	38,529,222	9,994,114	820,422
C101	Processing and preserving of meat	2,147,163	291,648	5,806	24	-
C102	Processing and preserving of fish, crustaceans and mollusks	584,644	98,455	33,938	1,149,965	256,611
C103	Processing and preserving of fruits and vegetables	1,443	205,153	34,135	277,840	412
C104	Manufacture of vegetable and animal oils and fats	2,638,279	673,920	28,507	9,334	44,039
C105	Manufacture of dairy products	115,831	4,323	29,766,999	132,765	4
C106	Manufacture of grain mill products, starches and starch products	620,131	455,252	153,784	101,088	7,537
C107	Manufacture of other food products	2,376,740	2,071,425	613,355	161,796	24,093
C108	Manufacture of prepared animal feeds	1,145,005	249,954	146,608	49,738	9,374
C110	Manufacture of beverages	1,172,017	806,859	1,593,171	2,030,617	-
C120	Manufacture of tobacco products	-	1,105,308	79,081	3,019,262	-
C131	Spinning, weaving and finishing of textiles	264,265	36,022	2,736	1	-
C139	Manufacture of other textiles	79,335	80,578	46,419	1,885	3,528
C141	Manufacture of wearing apparel, except fur apparel	6,421,814	96,408	14,868	54,986	176
C142	Custom tailoring and dressmaking	102,000	14,744	29,881	-	650
C143	Manufacture of knitted and crocheted apparel	253,145	1,164	6,861	18	-
C151	Tanning and dressing of leather; manufacture of luggage and handbags	734,681	10,359	21,925	-	-
C152	Manufacture of footwear	-	5,738	1,865	-	-
C161	Sawmilling and planing of wood	24,024	59,988	763	-	-
C162	Manufacture of products of wood, cork, straw and plaiting materials	170,582	111,425	70,426	-	-
C170	Manufacture of paper and paper products	880,002	349,430	69,190	89,243	8,393
C181	Printing and service activities related to printing	952,880	1,966,712	8,508	5,900	3,674
C182	Reproduction of recorded media	-	1,509	41	-	-
C192	Manufacture of refined petroleum products	1,294	7,567	436	-	-
C199	Manufacture of other fuel products	-	15,663	1,323	-	-
C201	Manufacture of basic chemicals	424,440	322,590	527,664	16,772	5,956
C202	Manufacture of other chemical products, n.e.c.	1,348,250	199,082	189,054	1,233,653	188,241
C203	Manufacture of man-made fibers	S	S	S	S	S
C210	Manufacture of pharmaceuticals, medicinal chemical and botanical products	1,802,328	2,146,541	561,780	352,239	148,719
C210	Manufacture of pharmaceuticals, medicinal chemical and botanical products	1,802,328	2,146,541	561,780	352,239	148,719

Table 4 Number of Establishments and Revenue by Type for Manufacturing Establishments by Region and Industry Group: Philippines, 2018

(Values are in thousand PhP, except number of establishments. Details may not add up to total due to rounding and/or suppression.)

Continued

2009 PSIC Code	Region / Industry Description	Revenue				
		Income from Industrial Service Done for Others	Income from Non-Industrial Service Done for Others	Interest Income	Dividend Income	Commissions and Fees Earned
		(5)	(6)	(7)	(8)	(9)
C221	Manufacture of rubber products	26,720	13,910	9,154	-	30
C222	Manufacture of plastics products	191,101	353,204	120,567	20,143	12,056
C231	Manufacture of glass and glass products	70,438	22,161	60,433	-	3,119
C239	Manufacture of non-metallic mineral products, n.e.c.	4,408,366	532,213	779,957	25,424	4,018
C241	Manufacture of basic iron and steel	3,552,378	72,410	111,317	41,683	-
C242	Manufacture of basic precious and other non-ferrous metals	772,638	29,044	174,936	55,000	144
C243	Casting of metals	77,909	32,973	3,660	21,693	-
C251	Manufacture of structural metal products, tanks, reservoirs and steam generators	2,178,373	376,181	26,590	2,546	-
C252	Manufacture of weapons and ammunition	-	-	158	-	-
C259	Manufacture of other fabricated metal products; metal working service activities	1,920,836	186,851	44,192	23,017	-
C261	Manufacture of electronic components	29,939,310	179,983	1,071,814	53,440	7,632
C262	Manufacture of computers and peripheral equipment and accessories	2,344,395	11,247	404,121	-	-
C263	Manufacture of communication equipment	303,266	94,913	258	-	-
C264	Manufacture of consumer electronics	3,253	83,927	15,022	-	171
C265	Manufacture of measuring, testing, navigating and control equipment; watches and clocks	1,161,814	-	2,686	-	-
C267	Manufacture of optical instruments and photographic equipment	1,287,208	3,279	67,011	1,929	-
C271	Manufacture of electric motors, generators, transformers and electricity distribution and control apparatus	540,329	7,865	17,903	9,583	-
C272	Manufacture of batteries and accumulators	3,843,048	3,972	181,228	-	-
C273	Manufacture of wiring and wiring devices	231,012	21,673	23,435	113,072	-
C274	Manufacture of electric lighting equipment	658,751	15,765	10,461	-	3,826
C275	Manufacture of domestic appliances	4,827	-	645	-	-
C279	Manufacture of other electrical equipment	4,514,596	2,420	16,803	654	-
C281	Manufacture of general purpose machinery	65,683	1,160,479	63,827	122,971	42,753
C282	Manufacture of special purpose machinery	311,333	58,442	48,509	-	-
C291	Manufacture of motor vehicles	959,140	134,700	24,242	-	97

Table 4 Number of Establishments and Revenue by Type for Manufacturing Establishments by Region and Industry Group: Philippines, 2018*(Values are in thousand PhP, except number of establishments. Details may not add up to total due to rounding and/or suppression.)**Continued*

2009 PSIC Code	Region / Industry Description	Revenue				
		Income from Industrial Service Done for Others	Income from Non-Industrial Service Done for Others	Interest Income	Dividend Income	Commissions and Fees Earned
		(5)	(6)	(7)	(8)	(9)
C292	Manufacture of bodies (coachwork) for motor vehicles; manufacture of trailers and semi-trailers	71,495	9,766	1,417	-	-
C293	Manufacture of parts and accessories for motor vehicles	3,581,825	586,695	502,679	652,302	858
C301	Building of ships and boats	435,093	59,325	289,076	-	-
C302	Manufacture of railway locomotive and rolling stock	S	S	S	S	S
C303	Manufacture of air and spacecraft and related machinery	5,931	44,097	8,580	5,308	-
C309	Manufacture of transport equipment, n.e.c.	21,894	8,094	124,442	11,800	24,311
C310	Manufacture of furniture	1,490,765	213,545	135,735	4,007	13,969
C321	Manufacture of jewelry, bijouterie and related articles	2,372	-	6,105	137	1
C322	Manufacture of musical instruments	205	21	-	-	-
C323	Manufacture of sports goods	359	12,644	4,036	-	-
C324	Manufacture of games and toys	590	3,816	4,074	-	5,898
C325	Manufacture of medical and dental instruments and supplies	636,682	40,796	122,306	8,155	-
C329	Other manufacturing, n.e.c.	57,014	9,497	6,914	289	-
C331	Repair of fabricated metal products, machinery and equipment	15,579,901	94,481	35,781	133,833	134
C332	Installation of industrial machinery and equipment	162,156	41,716	7	-	-
	National Capital Region	15,019,645	6,032,362	2,242,577	7,607,963	381,357
C101	Processing and preserving of meat	14,838	12,755	1,178	-	-
C102	Processing and preserving of fish, crustaceans and mollusks	-	16,683	2,135	710,848	163,146
C103	Processing and preserving of fruits and vegetables	-	153,727	250	-	-
C104	Manufacture of vegetable and animal oils and fats	263,275	109,170	6,735	4,307	-
C105	Manufacture of dairy products	-	2,225	184,968	132,765	-
C106	Manufacture of grain mill products, starches and starch products	65,960	156,105	107,591	82,829	852
C107	Manufacture of other food products	852,854	651,220	127,574	23,451	6,552
C108	Manufacture of prepared animal feeds	-	-	6,855	-	-
C110	Manufacture of beverages	556,393	34,857	793,437	1,871,000	-
C120	Manufacture of tobacco products	-	1,074,195	32,187	3,019,262	-
C131	Spinning, weaving and finishing of textiles	220,733	1,791	64	-	-
C139	Manufacture of other textiles	-	53,225	30,824	-	-
C141	Manufacture of wearing apparel, except fur apparel	262,322	45,589	4,236	53,455	-
C142	Custom tailoring and dressmaking	20,302	-	9	-	645

Table 4 Number of Establishments and Revenue by Type for Manufacturing Establishments by Region and Industry Group: Philippines, 2018

(Values are in thousand PhP, except number of establishments. Details may not add up to total due to rounding and/or suppression.)

Continued

2009 PSIC Code	Region / Industry Description	Revenue				
		Income from Industrial Service Done for Others	Income from Non-Industrial Service Done for Others	Interest Income	Dividend Income	Commissions and Fees Earned
		(5)	(6)	(7)	(8)	(9)
C143	Manufacture of knitted and crocheted apparel	-	-	2,299	18	-
C151	Tanning and dressing of leather; manufacture of luggage and handbags	12,179	-	-	-	-
C152	Manufacture of footwear	-	4,169	44	-	-
C161	Sawmilling and planing of wood	-	-	29	-	-
C162	Manufacture of products of wood, cork, straw and plaiting materials	-	-	8	-	-
C170	Manufacture of paper and paper products	64,241	268,034	5,265	28,705	-
C181	Printing and service activities related to printing	631,531	46,725	3,831	915	-
C192	Manufacture of refined petroleum products	1,294	-	71	-	-
C199	Manufacture of other fuel products	S	S	S	S	S
C201	Manufacture of basic chemicals	137,147	8,837	1,850	5,261	3,601
C202	Manufacture of other chemical products, n.e.c.	631,544	89,977	76,016	1,103,969	156,614
C203	Manufacture of man-made fibers	S	S	S	S	S
C210	Manufacture of pharmaceuticals, medicinal chemical and botanical products	1,239,562	2,132,119	544,543	347,855	-
C221	Manufacture of rubber products	12,255	9,847	350	-	-
C222	Manufacture of plastics products	83,702	253,601	8,820	1	-
C231	Manufacture of glass and glass products	-	9,807	797	-	3,119
C239	Manufacture of non-metallic mineral products, n.e.c.	2,501,454	161,307	52,174	-	3,039
C241	Manufacture of basic iron and steel	733	57,792	4,599	56	-
C242	Manufacture of basic precious and other non-ferrous metals	-	-	619	55,000	-
C243	Casting of metals	-	4,445	-	-	-
C251	Manufacture of structural metal products, tanks, reservoirs and steam generators	658,645	245,917	3,537	-	-
C252	Manufacture of weapons and ammunition	-	-	72	-	-
C259	Manufacture of other fabricated metal products; metal working service activities	227,358	100,052	13,454	10	-
C261	Manufacture of electronic components	1,771,053	6,613	95,717	9,672	2
C262	Manufacture of computers and peripheral equipment and accessories	S	S	S	S	S
C264	Manufacture of consumer electronics	3,253	36,732	243	-	171
C265	Manufacture of measuring, testing, navigating and control equipment; watches and clocks	-	-	58	-	-

Table 4 Number of Establishments and Revenue by Type for Manufacturing Establishments by Region and Industry Group: Philippines, 2018

(Values are in thousand PhP, except number of establishments. Details may not add up to total due to rounding and/or suppression.)

Continued

2009 PSIC Code	Region / Industry Description	Revenue				
		Income from Industrial Service Done for Others	Income from Non-Industrial Service Done for Others	Interest Income	Dividend Income	Commissions and Fees Earned
		(5)	(6)	(7)	(8)	(9)
C267	Manufacture of optical instruments and photographic equipment	S	S	S	S	S
C271	Manufacture of electric motors, generators, transformers and electricity distribution and control apparatus	226	-	154	9,583	-
C272	Manufacture of batteries and accumulators	S	S	S	S	S
C273	Manufacture of wiring and wiring devices	91,062	5,599	19,295	50,592	-
C274	Manufacture of electric lighting equipment	4,570	214	9	-	-
C275	Manufacture of domestic appliances	-	-	460	-	-
C279	Manufacture of other electrical equipment	-	-	685	-	-
C281	Manufacture of general purpose machinery	1,676	7,553	3,926	80,715	28,868
C282	Manufacture of special purpose machinery	181,581	276	38	-	-
C291	Manufacture of motor vehicles	-	3,695	7	-	-
C292	Manufacture of bodies (coachwork) for motor vehicles; manufacture of trailers and semi-trailers	48,142	9,754	347	-	-
C293	Manufacture of parts and accessories for motor vehicles	2,325	1,884	14,203	-	858
C301	Building of ships and boats	92,533	62	2	-	-
C303	Manufacture of air and spacecraft and related machinery	S	S	S	S	S
C309	Manufacture of transport equipment, n.e.c.	17,889	32	4,099	11,800	-
C310	Manufacture of furniture	1,428,182	153,275	1,363	-	13,890
C321	Manufacture of jewelry, bijouterie and related articles	-	-	5,959	-	-
C322	Manufacture of musical instruments	S	S	S	S	S
C323	Manufacture of sports goods	-	-	59	-	-
C324	Manufacture of games and toys	-	-	9	-	-
C325	Manufacture of medical and dental instruments and supplies	-	754	144	296	-
C329	Other manufacturing, n.e.c.	3,681	984	3,529	289	-
C331	Repair of fabricated metal products, machinery and equipment	2,900,962	17,857	18,326	-	-
C332	Installation of industrial machinery and equipment	12,088	11,591	-	-	-
	Cordillera Administrative Region	1,050	1,659	14,194	121	1,309
C101	Processing and preserving of meat	-	-	-	-	-

Table 4 Number of Establishments and Revenue by Type for Manufacturing Establishments by Region and Industry Group: Philippines, 2018

(Values are in thousand PhP, except number of establishments. Details may not add up to total due to rounding and/or suppression.)

Continued

2009 PSIC Code	Region / Industry Description	Revenue				
		Income from Industrial Service Done for Others	Income from Non-Industrial Service Done for Others	Interest Income	Dividend Income	Commissions and Fees Earned
		(5)	(6)	(7)	(8)	(9)
C102	Processing and preserving of fish, crustaceans and mollusks	-	-	-	-	-
C103	Processing and preserving of fruits and vegetables	-	-	7	-	-
C105	Manufacture of dairy products	S	S	S	S	S
C106	Manufacture of grain mill products, starches and starch products	-	-	467	74	1,304
C107	Manufacture of other food products	-	511	5	-	-
C110	Manufacture of beverages	-	-	459	-	-
C131	Spinning, weaving and finishing of textiles	-	26	180	-	-
C139	Manufacture of other textiles	-	-	9	-	-
C141	Manufacture of wearing apparel, except fur apparel	S	S	S	S	S
C142	Custom tailoring and dressmaking	8	-	-	-	5
C162	Manufacture of products of wood, cork, straw and plaiting materials	-	-	-	-	-
C181	Printing and service activities related to printing	-	1,122	77	47	-
C201	Manufacture of basic chemicals	923	-	-	-	-
C221	Manufacture of rubber products	119	-	-	-	-
C222	Manufacture of plastics products	S	S	S	S	S
C231	Manufacture of glass and glass products	S	S	S	S	S
C239	Manufacture of non-metallic mineral products, n.e.c.	-	-	18	-	-
C241	Manufacture of basic iron and steel	-	-	-	-	-
C251	Manufacture of structural metal products, tanks, reservoirs and steam generators	-	-	-	-	-
C259	Manufacture of other fabricated metal products; metal working service activities	-	-	-	-	-
C261	Manufacture of electronic components	S	S	S	S	S
C303	Manufacture of air and spacecraft and related machinery	S	S	S	S	S
C310	Manufacture of furniture	-	-	200	-	-
C321	Manufacture of jewelry, bijouterie and related articles	S	S	S	S	S
I – Ilocos Region		239,847	181,651	15,533	10,814	-
C101	Processing and preserving of meat	-	37,939	20	-	-
C102	Processing and preserving of fish, crustaceans and mollusks	-	11,285	10	-	-
C103	Processing and preserving of fruits and vegetables	-	-	40	-	-
C105	Manufacture of dairy products	S	S	S	S	S

Table 4 Number of Establishments and Revenue by Type for Manufacturing Establishments by Region and Industry Group: Philippines, 2018

(Values are in thousand PhP, except number of establishments. Details may not add up to total due to rounding and/or suppression.)

Continued

2009 PSIC Code	Region / Industry Description	Revenue				
		Income from Industrial Service Done for Others	Income from Non-Industrial Service Done for Others	Interest Income	Dividend Income	Commissions and Fees Earned
		(5)	(6)	(7)	(8)	(9)
C106	Manufacture of grain mill products, starches and starch products	6,150	22,183	-	-	-
C107	Manufacture of other food products	210	8,680	318	-	-
C108	Manufacture of prepared animal feeds	-	-	24	-	-
C110	Manufacture of beverages	-	-	-	-	-
C120	Manufacture of tobacco products	S	S	S	S	S
C131	Spinning, weaving and finishing of textiles	-	-	-	-	-
C141	Manufacture of wearing apparel, except fur apparel	-	-	-	-	-
C142	Custom tailoring and dressmaking	3,231	-	-	-	-
C152	Manufacture of footwear	-	-	-	-	-
C162	Manufacture of products of wood, cork, straw and plaiting materials	-	-	-	-	-
C170	Manufacture of paper and paper products	-	2,620	371	10,814	-
C181	Printing and service activities related to printing	-	-	202	-	-
C201	Manufacture of basic chemicals	-	-	5,521	-	-
C210	Manufacture of pharmaceuticals, medicinal chemical and botanical products	S	S	S	S	S
C221	Manufacture of rubber products	-	-	-	-	-
C231	Manufacture of glass and glass products	-	-	-	-	-
C239	Manufacture of non-metallic mineral products, n.e.c.	-	98,939	9,012	-	-
C241	Manufacture of basic iron and steel	92,320	3	6	-	-
C251	Manufacture of structural metal products, tanks, reservoirs and steam generators	86,682	2	6	-	-
C259	Manufacture of other fabricated metal products; metal working service activities	-	-	-	-	-
C273	Manufacture of wiring and wiring devices	S	S	S	S	S
C282	Manufacture of special purpose machinery	S	S	S	S	S
C292	Manufacture of bodies (coachwork) for motor vehicles; manufacture of trailers and semi-trailers	1,068	-	-	-	-
C293	Manufacture of parts and accessories for motor vehicles	-	-	-	-	-
C309	Manufacture of transport equipment, n.e.c.	453	-	-	-	-
C321	Manufacture of jewelry, bijouterie and related articles	S	S	S	S	S
C324	Manufacture of games and toys	S	S	S	S	S
C329	Other manufacturing, n.e.c.	-	-	-	-	-

Table 4 Number of Establishments and Revenue by Type for Manufacturing Establishments by Region and Industry Group:
Philippines, 2018

(Values are in thousand PhP, except number of establishments. Details may not add up to total due to rounding and/or suppression.)

Continued

2009 PSIC Code	Region / Industry Description	Revenue				
		Income from Industrial Service Done for Others	Income from Non-Industrial Service Done for Others	Interest Income	Dividend Income	Commissions and Fees Earned
		(5)	(6)	(7)	(8)	(9)
C331	Repair of fabricated metal products, machinery and equipment	49,734	-	-	-	-
	II – Cagayan Valley	279,760	164,494	8,437	684	972
C101	Processing and preserving of meat	168,887	2,348	-	-	-
C102	Processing and preserving of fish, crustaceans and mollusks	-	-	-	-	-
C103	Processing and preserving of fruits and vegetables	-	-	-	-	-
C104	Manufacture of vegetable and animal oils and fats	S	S	S	S	S
C105	Manufacture of dairy products	-	-	-	-	4
C106	Manufacture of grain mill products, starches and starch products	54,367	21,023	-	-	478
C107	Manufacture of other food products	2,121	7,273	-	29	-
C108	Manufacture of prepared animal feeds	7,304	128,438	-	-	-
C110	Manufacture of beverages	1,056	-	-	-	-
C120	Manufacture of tobacco products	-	-	214	-	-
C131	Spinning, weaving and finishing of textiles	-	-	-	-	-
C139	Manufacture of other textiles	-	-	-	-	-
C142	Custom tailoring and dressmaking	-	196	-	-	-
C151	Tanning and dressing of leather; manufacture of luggage and handbags	1,285	-	-	-	-
C162	Manufacture of products of wood, cork, straw and plaiting materials	730	-	-	-	-
C181	Printing and service activities related to printing	27,756	-	-	-	491
C182	Reproduction of recorded media	-	1,509	-	-	-
C199	Manufacture of other fuel products	S	S	S	S	S
C201	Manufacture of basic chemicals	S	S	S	S	S
C222	Manufacture of plastics products	-	-	1,039	-	-
C239	Manufacture of non-metallic mineral products, n.e.c.	2,926	321	-	-	-
C241	Manufacture of basic iron and steel	63	719	-	-	-
C251	Manufacture of structural metal products, tanks, reservoirs and steam generators	-	-	-	-	-
C252	Manufacture of weapons and ammunition	S	S	S	S	S
C259	Manufacture of other fabricated metal products; metal working service activities	10,619	189	-	-	-
C279	Manufacture of other electrical equipment	-	-	27	654	-
C282	Manufacture of special purpose machinery	-	978	7,062	-	-

Table 4 Number of Establishments and Revenue by Type for Manufacturing Establishments by Region and Industry Group: Philippines, 2018

(Values are in thousand PhP, except number of establishments. Details may not add up to total due to rounding and/or suppression.)

Continued

2009 PSIC Code	Region / Industry Description	Revenue				
		Income from Industrial Service Done for Others	Income from Non-Industrial Service Done for Others	Interest Income	Dividend Income	Commissions and Fees Earned
		(5)	(6)	(7)	(8)	(9)
C310	Manufacture of furniture	-	-	-	-	-
C321	Manufacture of jewelry, bijouterie and related articles	29	-	-	-	-
C329	Other manufacturing, n.e.c.	S	S	S	S	S
C331	Repair of fabricated metal products, machinery and equipment	2,537	1,417	-	-	-
	III – Central Luzon	19,536,193	1,045,225	1,520,412	259,246	14,696
C101	Processing and preserving of meat	456,090	56,962	632	-	-
C102	Processing and preserving of fish, crustaceans and mollusks	-	1,068	81	-	-
C103	Processing and preserving of fruits and vegetables	-	18,280	1,850	122,731	-
C104	Manufacture of vegetable and animal oils and fats	-	-	3	-	-
C105	Manufacture of dairy products	115,482	-	20	-	-
C106	Manufacture of grain mill products, starches and starch products	87,465	7,495	2,699	-	-
C107	Manufacture of other food products	55,796	100,062	85,775	7,800	-
C108	Manufacture of prepared animal feeds	888,944	33,184	65,587	-	-
C110	Manufacture of beverages	-	36,896	77	-	-
C120	Manufacture of tobacco products	S	S	S	S	S
C131	Spinning, weaving and finishing of textiles	18,600	1,609	2,354	-	-
C139	Manufacture of other textiles	1,680	22,235	10,420	1,500	3,528
C141	Manufacture of wearing apparel, except fur apparel	794,764	11,240	955	-	-
C142	Custom tailoring and dressmaking	4,983	-	-	-	-
C143	Manufacture of knitted and crocheted apparel	-	1,164	21	-	-
C151	Tanning and dressing of leather; manufacture of luggage and handbags	674,403	6,036	531	-	-
C152	Manufacture of footwear	-	-	299	-	-
C161	Sawmilling and planing of wood	S	S	S	S	S
C162	Manufacture of products of wood, cork, straw and plaiting materials	19,889	12,020	5,000	-	-
C170	Manufacture of paper and paper products	-	51,458	53,759	12,508	8,393
C181	Printing and service activities related to printing	270	35,956	128	-	2,575
C192	Manufacture of refined petroleum products	-	-	26	-	-
C201	Manufacture of basic chemicals	10,579	148,187	14,927	76	-
C202	Manufacture of other chemical products, n.e.c.	105,754	4,890	948	-	-

Table 4 Number of Establishments and Revenue by Type for Manufacturing Establishments by Region and Industry Group: Philippines, 2018

(Values are in thousand PhP, except number of establishments. Details may not add up to total due to rounding and/or suppression.)

Continued

2009 PSIC Code	Region / Industry Description	Revenue				
		Income from Industrial Service Done for Others	Income from Non-Industrial Service Done for Others	Interest Income	Dividend Income	Commissions and Fees Earned
		(5)	(6)	(7)	(8)	(9)
C210	Manufacture of pharmaceuticals, medicinal chemical and botanical products	42,720	1,732	3,700	-	-
C221	Manufacture of rubber products	-	14	4,547	-	-
C222	Manufacture of plastics products	5,609	14,599	2,092	-	-
C231	Manufacture of glass and glass products	21,880	-	101	-	-
C239	Manufacture of non-metallic mineral products, n.e.c.	51,846	41,586	579,581	23,674	200
C241	Manufacture of basic iron and steel	1,239,356	3,009	77,671	33,890	-
C242	Manufacture of basic precious and other non-ferrous metals	-	-	3,246	-	-
C243	Casting of metals	21,061	-	3	-	-
C251	Manufacture of structural metal products, tanks, reservoirs and steam generators	983,148	869	3,569	-	-
C259	Manufacture of other fabricated metal products; metal working service activities	55,867	17,814	3,747	-	-
C261	Manufacture of electronic components	1,020,494	68,008	47,669	30	-
C262	Manufacture of computers and peripheral equipment and accessories	825,381	-	166,352	-	-
C263	Manufacture of communication equipment	S	S	S	S	S
C264	Manufacture of consumer electronics	-	-	-	-	-
C265	Manufacture of measuring, testing, navigating and control equipment; watches and clocks	11,801	-	10	-	-
C271	Manufacture of electric motors, generators, transformers and electricity distribution and control apparatus	17,991	3,226	1,055	-	-
C272	Manufacture of batteries and accumulators	S	S	S	S	S
C273	Manufacture of wiring and wiring devices	-	8,071	687	55,000	-
C274	Manufacture of electric lighting equipment	29	2,287	972	-	-
C275	Manufacture of domestic appliances	-	-	-	-	-
C279	Manufacture of other electrical equipment	1,181	2,420	197	-	-
C281	Manufacture of general purpose machinery	10,511	271,061	4,038	-	-
C282	Manufacture of special purpose machinery	38,837	6	3	-	-
C291	Manufacture of motor vehicles	52,935	-	-	-	-
C292	Manufacture of bodies (coachwork) for motor vehicles; manufacture of trailers and semi-trailers	S	S	S	S	S

Table 4 Number of Establishments and Revenue by Type for Manufacturing Establishments by Region and Industry Group: Philippines, 2018

(Values are in thousand PhP, except number of establishments. Details may not add up to total due to rounding and/or suppression.)

Continued

2009 PSIC Code	Region / Industry Description	Revenue				
		Income from Industrial Service Done for Others	Income from Non-Industrial Service Done for Others	Interest Income	Dividend Income	Commissions and Fees Earned
		(5)	(6)	(7)	(8)	(9)
C293	Manufacture of parts and accessories for motor vehicles	-	11,346	12,510	400	-
C301	Building of ships and boats	S	S	S	S	S
C303	Manufacture of air and spacecraft and related machinery	4,034	649	42	-	-
C309	Manufacture of transport equipment, n.e.c.	-	-	295	-	-
C310	Manufacture of furniture	15,780	465	110,069	-	-
C321	Manufacture of jewelry, bijouterie and related articles	250	-	1	137	1
C322	Manufacture of musical instruments	S	S	S	S	S
C323	Manufacture of sports goods	-	-	7	-	-
C324	Manufacture of games and toys	-	-	185	-	-
C325	Manufacture of medical and dental instruments and supplies	576,411	-	3,448	-	-
C329	Other manufacturing, n.e.c.	-	-	839	-	-
C331	Repair of fabricated metal products, machinery and equipment	7,481,059	17,893	911	1,499	-
C332	Installation of industrial machinery and equipment	S	S	S	S	S
	IVA – CALABARZON	54,749,063	5,437,784	33,239,287	1,713,288	318,735
C101	Processing and preserving of meat	745,939	78,595	1,553	-	-
C102	Processing and preserving of fish, crustaceans and mollusks	-	149	10,054	258,880	56,265
C103	Processing and preserving of fruits and vegetables	-	14,833	1,379	90,354	-
C104	Manufacture of vegetable and animal oils and fats	2,051,044	15,364	143	1,589	-
C105	Manufacture of dairy products	-	-	29,581,876	-	-
C106	Manufacture of grain mill products, starches and starch products	1,219	32,648	19,102	372	-
C107	Manufacture of other food products	543,748	135,853	165,969	110,957	17,254
C108	Manufacture of prepared animal feeds	115,203	5,532	35,138	-	7,547
C110	Manufacture of beverages	953	614,025	796,223	159,617	-
C120	Manufacture of tobacco products	-	31,113	223	-	-
C131	Spinning, weaving and finishing of textiles	24,873	32,444	126	1	-
C139	Manufacture of other textiles	77,555	1,740	4,879	385	-
C141	Manufacture of wearing apparel, except fur apparel	3,761,916	7,728	2,923	1,498	2
C142	Custom tailoring and dressmaking	56,582	5	129	-	-
C143	Manufacture of knitted and crocheted apparel	253,145	-	4,541	-	-
C151	Tanning and dressing of leather; manufacture of luggage and handbags	46,815	534	21,381	-	-
C152	Manufacture of footwear	-	362	1,335	-	-

Table 4 Number of Establishments and Revenue by Type for Manufacturing Establishments by Region and Industry Group: Philippines, 2018

(Values are in thousand PhP, except number of establishments. Details may not add up to total due to rounding and/or suppression.)

Continued

2009 PSIC Code	Region / Industry Description	Revenue				
		Income from Industrial Service Done for Others	Income from Non-Industrial Service Done for Others	Interest Income	Dividend Income	Commissions and Fees Earned
		(5)	(6)	(7)	(8)	(9)
C161	Sawmilling and planing of wood	S	S	S	S	S
C162	Manufacture of products of wood, cork, straw and plaiting materials	123,503	46,121	63,376	-	-
C170	Manufacture of paper and paper products	550,100	10,663	7,052	18,584	-
C181	Printing and service activities related to printing	42,548	1,841,802	926	2,362	-
C182	Reproduction of recorded media	S	S	S	S	S
C192	Manufacture of refined petroleum products	S	S	S	S	S
C199	Manufacture of other fuel products	S	S	S	S	S
C201	Manufacture of basic chemicals	272,563	162,843	37,508	-	-
C202	Manufacture of other chemical products, n.e.c.	570,751	66,213	111,079	129,684	31,626
C210	Manufacture of pharmaceuticals, medicinal chemical and botanical products	518,168	12,113	11,374	4,384	148,719
C221	Manufacture of rubber products	-	-	4,004	-	-
C222	Manufacture of plastics products	66,673	74,241	107,278	-	12,056
C231	Manufacture of glass and glass products	8,811	-	58,227	-	-
C239	Manufacture of non-metallic mineral products, n.e.c.	1,821,436	114,892	97,487	195	-
C241	Manufacture of basic iron and steel	1,427,195	9,278	11,751	1,627	-
C242	Manufacture of basic precious and other non-ferrous metals	-	1,650	25,425	-	144
C243	Casting of metals	51,646	28,528	3,633	21,693	-
C251	Manufacture of structural metal products, tanks, reservoirs and steam generators	396,204	109,904	18,066	2,546	-
C252	Manufacture of weapons and ammunition	S	S	S	S	S
C259	Manufacture of other fabricated metal products; metal working service activities	1,353,478	55,428	16,262	23,007	-
C261	Manufacture of electronic components	27,147,763	101,722	905,123	41,072	7,630
C262	Manufacture of computers and peripheral equipment and accessories	1,519,014	3,036	221,184	-	-
C263	Manufacture of communication equipment	303,266	4,228	188	-	-
C264	Manufacture of consumer electronics	-	46,898	13,425	-	-
C265	Manufacture of measuring, testing, navigating and control equipment; watches and clocks	95,171	-	2,513	-	-
C267	Manufacture of optical instruments and photographic equipment	1,287,208	1,040	6,710	-	-

Table 4 Number of Establishments and Revenue by Type for Manufacturing Establishments by Region and Industry Group: Philippines, 2018*(Values are in thousand PhP, except number of establishments. Details may not add up to total due to rounding and/or suppression.)**Continued*

2009 PSIC Code	Region / Industry Description	Revenue				
		Income from Industrial Service Done for Others	Income from Non-Industrial Service Done for Others	Interest Income	Dividend Income	Commissions and Fees Earned
		(5)	(6)	(7)	(8)	(9)
C271	Manufacture of electric motors, generators, transformers and electricity distribution and control apparatus	489,555	4,639	16,677	-	-
C272	Manufacture of batteries and accumulators	S	S	S	S	S
C273	Manufacture of wiring and wiring devices	139,951	8,002	3,309	7,479	-
C274	Manufacture of electric lighting equipment	525,293	2,679	8,955	-	3,826
C275	Manufacture of domestic appliances	4,827	-	182	-	-
C279	Manufacture of other electrical equipment	4,513,416	-	15,216	-	-
C281	Manufacture of general purpose machinery	53,497	881,398	55,293	41,096	9,124
C282	Manufacture of special purpose machinery	23,085	57,182	41,338	-	-
C291	Manufacture of motor vehicles	528,853	131,005	23,849	-	97
C292	Manufacture of bodies (coachwork) for motor vehicles; manufacture of trailers and semi-trailers	22,286	13	1,071	-	-
C293	Manufacture of parts and accessories for motor vehicles	163,545	571,966	439,639	651,902	-
C301	Building of ships and boats	-	-	-	-	-
C302	Manufacture of railway locomotive and rolling stock	S	S	S	S	S
C303	Manufacture of air and spacecraft and related machinery	S	S	S	S	S
C309	Manufacture of transport equipment, n.e.c.	3,553	6,178	115,264	-	24,311
C310	Manufacture of furniture	15,139	1,997	400	3,850	-
C321	Manufacture of jewelry, bijouterie and related articles	-	-	25	-	-
C322	Manufacture of musical instruments	S	S	S	S	S
C323	Manufacture of sports goods	167	12,624	3,950	-	-
C324	Manufacture of games and toys	-	-	782	-	-
C325	Manufacture of medical and dental instruments and supplies	60,271	40,041	116,766	7,820	-
C329	Other manufacturing, n.e.c.	-	2,809	2,151	-	-
C331	Repair of fabricated metal products, machinery and equipment	2,797,086	19,018	16,269	132,334	134
C332	Installation of industrial machinery and equipment	S	S	S	S	S
	MIMAROPA	48,693	90,531	60,501	-	285
C101	Processing and preserving of meat	-	-	-	-	-
C102	Processing and preserving of fish, crustaceans and mollusks	S	S	S	S	S

Table 4 Number of Establishments and Revenue by Type for Manufacturing Establishments by Region and Industry Group: Philippines, 2018

(Values are in thousand PhP, except number of establishments. Details may not add up to total due to rounding and/or suppression.)

Continued

2009 PSIC Code	Region / Industry Description	Revenue				
		Income from Industrial Service Done for Others	Income from Non-Industrial Service Done for Others	Interest Income	Dividend Income	Commissions and Fees Earned
		(5)	(6)	(7)	(8)	(9)
C103	Processing and preserving of fruits and vegetables	S	S	S	S	S
C104	Manufacture of vegetable and animal oils and fats	269	-	47	-	-
C105	Manufacture of dairy products	-	-	-	-	-
C106	Manufacture of grain mill products, starches and starch products	-	80,456	2	-	-
C107	Manufacture of other food products	-	213	23	-	285
C110	Manufacture of beverages	-	-	-	-	-
C131	Spinning, weaving and finishing of textiles	59	152	-	-	-
C141	Manufacture of wearing apparel, except fur apparel	-	-	-	-	-
C142	Custom tailoring and dressmaking	4,818	-	-	-	-
C151	Tanning and dressing of leather; manufacture of luggage and handbags	-	-	-	-	-
C161	Sawmilling and planing of wood	-	-	-	-	-
C162	Manufacture of products of wood, cork, straw and plaiting materials	-	-	-	-	-
C181	Printing and service activities related to printing	-	-	-	-	-
C201	Manufacture of basic chemicals	-	-	-	-	-
C202	Manufacture of other chemical products, n.e.c.	S	S	S	S	S
C210	Manufacture of pharmaceuticals, medicinal chemical and botanical products	S	S	S	S	S
C222	Manufacture of plastics products	-	-	-	-	-
C239	Manufacture of non-metallic mineral products, n.e.c.	-	45	-	-	-
C241	Manufacture of basic iron and steel	-	-	-	-	-
C242	Manufacture of basic precious and other non-ferrous metals	S	S	S	S	S
C259	Manufacture of other fabricated metal products; metal working service activities	-	175	71	-	-
C282	Manufacture of special purpose machinery	S	S	S	S	S
C310	Manufacture of furniture	5,030	-	-	-	-
C331	Repair of fabricated metal products, machinery and equipment	4,259	-	-	-	-
V – Bicol Region		331,130	192,091	29,456	9,149	3,475
C101	Processing and preserving of meat	6	30	-	-	-
C102	Processing and preserving of fish, crustaceans and mollusks	14,123	138	7	-	-

Table 4 Number of Establishments and Revenue by Type for Manufacturing Establishments by Region and Industry Group: Philippines, 2018

(Values are in thousand PhP, except number of establishments. Details may not add up to total due to rounding and/or suppression.)

Continued

2009 PSIC Code	Region / Industry Description	Revenue				
		Income from Industrial Service Done for Others	Income from Non-Industrial Service Done for Others	Interest Income	Dividend Income	Commissions and Fees Earned
		(5)	(6)	(7)	(8)	(9)
C103	Processing and preserving of fruits and vegetables	-	-	-	-	-
C104	Manufacture of vegetable and animal oils and fats	-	92,961	3	-	-
C105	Manufacture of dairy products	246	-	38	-	-
C106	Manufacture of grain mill products, starches and starch products	28,267	8,351	16,792	-	1,648
C107	Manufacture of other food products	-	57,268	15	-	-
C108	Manufacture of prepared animal feeds	-	-	7,732	7,594	1,827
C110	Manufacture of beverages	-	5,637	-	-	-
C120	Manufacture of tobacco products	S	S	S	S	S
C131	Spinning, weaving and finishing of textiles	-	-	-	-	-
C139	Manufacture of other textiles	-	234	-	-	-
C141	Manufacture of wearing apparel, except fur apparel	-	-	-	-	-
C142	Custom tailoring and dressmaking	-	-	-	-	-
C151	Tanning and dressing of leather; manufacture of luggage and handbags	-	-	-	-	-
C152	Manufacture of footwear	-	59	-	-	-
C162	Manufacture of products of wood, cork, straw and plaiting materials	-	15,484	307	-	-
C170	Manufacture of paper and paper products	13,776	-	1,747	-	-
C181	Printing and service activities related to printing	30,776	-	-	-	-
C201	Manufacture of basic chemicals	3,148	-	-	-	-
C210	Manufacture of pharmaceuticals, medicinal chemical and botanical products	-	-	-	-	-
C231	Manufacture of glass and glass products	S	S	S	S	S
C239	Manufacture of non-metallic mineral products, n.e.c.	-	11,270	1,671	1,555	-
C241	Manufacture of basic iron and steel	167,292	44	670	-	-
C242	Manufacture of basic precious and other non-ferrous metals	S	S	S	S	S
C251	Manufacture of structural metal products, tanks, reservoirs and steam generators	3,267	615	6	-	-
C259	Manufacture of other fabricated metal products; metal working service activities	1,442	-	-	-	-
C281	Manufacture of general purpose machinery	-	-	-	-	-
C282	Manufacture of special purpose machinery	-	-	13	-	-
C293	Manufacture of parts and accessories for motor vehicles	-	-	-	-	-

Table 4 Number of Establishments and Revenue by Type for Manufacturing Establishments by Region and Industry Group: Philippines, 2018

(Values are in thousand PhP, except number of establishments. Details may not add up to total due to rounding and/or suppression.)

Continued

2009 PSIC Code	Region / Industry Description	Revenue				
		Income from Industrial Service Done for Others	Income from Non-Industrial Service Done for Others	Interest Income	Dividend Income	Commissions and Fees Earned
		(5)	(6)	(7)	(8)	(9)
C310	Manufacture of furniture	-	-	-	-	-
C329	Other manufacturing, n.e.c.	47,333	-	138	-	-
C331	Repair of fabricated metal products, machinery and equipment	21,454	-	-	-	-
VI – Western Visayas		1,258,913	802,498	535,273	30,908	576
C101	Processing and preserving of meat	93,246	54	-	-	-
C102	Processing and preserving of fish, crustaceans and mollusks	6,856	60	25	-	-
C103	Processing and preserving of fruits and vegetables	S	S	S	S	S
C104	Manufacture of vegetable and animal oils and fats	12	216	9	-	-
C105	Manufacture of dairy products	-	1,898	-	-	-
C106	Manufacture of grain mill products, starches and starch products	8,630	3,592	347	-	164
C107	Manufacture of other food products	876,296	723,796	89,840	19,558	-
C108	Manufacture of prepared animal feeds	-	-	502	-	-
C110	Manufacture of beverages	57,406	36,896	6	-	-
C131	Spinning, weaving and finishing of textiles	-	-	-	-	-
C139	Manufacture of other textiles	-	-	-	-	-
C141	Manufacture of wearing apparel, except fur apparel	2,632	3,786	-	-	-
C142	Custom tailoring and dressmaking	8,460	4,875	583	-	-
C161	Sawmilling and planing of wood	-	-	-	-	-
C162	Manufacture of products of wood, cork, straw and plaiting materials	135	1,433	1	-	-
C181	Printing and service activities related to printing	33,117	12,303	2	-	-
C192	Manufacture of refined petroleum products	S	S	S	S	S
C201	Manufacture of basic chemicals	-	-	440,560	11,350	-
C202	Manufacture of other chemical products, n.e.c.	S	S	S	S	S
C210	Manufacture of pharmaceuticals, medicinal chemical and botanical products	-	-	-	-	-
C221	Manufacture of rubber products	-	-	-	-	-
C222	Manufacture of plastics products	-	-	7	-	-
C231	Manufacture of glass and glass products	-	-	-	-	-
C239	Manufacture of non-metallic mineral products, n.e.c.	-	3,582	511	-	-
C241	Manufacture of basic iron and steel	49,237	1	3	-	-
C243	Casting of metals	-	-	-	-	-

Table 4 Number of Establishments and Revenue by Type for Manufacturing Establishments by Region and Industry Group: Philippines, 2018

(Values are in thousand PhP, except number of establishments. Details may not add up to total due to rounding and/or suppression.)

Continued

2009 PSIC Code	Region / Industry Description	Revenue				
		Income from Industrial Service Done for Others	Income from Non-Industrial Service Done for Others	Interest Income	Dividend Income	Commissions and Fees Earned
		(5)	(6)	(7)	(8)	(9)
C251	Manufacture of structural metal products, tanks, reservoirs and steam generators	-	3,155	9	-	-
C259	Manufacture of other fabricated metal products; metal working service activities	884	239	-	-	-
C265	Manufacture of measuring, testing, navigating and control equipment; watches and clocks	S	S	S	S	S
C267	Manufacture of optical instruments and photographic equipment	S	S	S	S	S
C282	Manufacture of special purpose machinery	50,816	-	-	-	-
C293	Manufacture of parts and accessories for motor vehicles	10	-	-	-	-
C310	Manufacture of furniture	-	619	-	-	-
C321	Manufacture of jewelry, bijouterie and related articles	-	-	5	-	-
C329	Other manufacturing, n.e.c.	-	4,653	145	-	-
C331	Repair of fabricated metal products, machinery and equipment	71,176	54	3	-	-
	VII – Central Visayas	8,393,407	809,712	453,428	57,496	174
C101	Processing and preserving of meat	20,902	82,598	2,410	-	-
C102	Processing and preserving of fish, crustaceans and mollusks	731	2,713	1,077	-	-
C103	Processing and preserving of fruits and vegetables	-	10,567	638	42,165	-
C104	Manufacture of vegetable and animal oils and fats	-	38,338	525	-	-
C105	Manufacture of dairy products	-	-	36	-	-
C106	Manufacture of grain mill products, starches and starch products	11,398	5,409	5,065	-	-
C107	Manufacture of other food products	841	156,926	379	-	-
C108	Manufacture of prepared animal feeds	125,069	80,233	1,957	-	-
C110	Manufacture of beverages	1,279	850	1,888	-	-
C131	Spinning, weaving and finishing of textiles	-	-	12	-	-
C139	Manufacture of other textiles	-	3,144	213	-	-
C141	Manufacture of wearing apparel, except fur apparel	1,600,180	27,334	562	34	174
C142	Custom tailoring and dressmaking	-	8,429	-	-	-
C151	Tanning and dressing of leather; manufacture of luggage and handbags	S	S	S	S	S
C152	Manufacture of footwear	-	878	187	-	-
C161	Sawmilling and planing of wood	-	4,483	732	-	-

Table 4 Number of Establishments and Revenue by Type for Manufacturing Establishments by Region and Industry Group: Philippines, 2018

(Values are in thousand PhP, except number of establishments. Details may not add up to total due to rounding and/or suppression.)

Continued

2009 PSIC Code	Region / Industry Description	Revenue				
		Income from Industrial Service Done for Others	Income from Non-Industrial Service Done for Others	Interest Income	Dividend Income	Commissions and Fees Earned
		(5)	(6)	(7)	(8)	(9)
C162	Manufacture of products of wood, cork, straw and plaiting materials	16,657	13,444	260	-	-
C170	Manufacture of paper and paper products	-	11,395	255	4,205	-
C181	Printing and service activities related to printing	77,666	5,626	74	-	-
C201	Manufacture of basic chemicals	-	-	3,326	85	-
C202	Manufacture of other chemical products, n.e.c.	5,943	24,198	285	-	-
C210	Manufacture of pharmaceuticals, medicinal chemical and botanical products	-	578	2,162	-	-
C221	Manufacture of rubber products	-	-	254	-	-
C222	Manufacture of plastics products	65	10,763	218	142	-
C231	Manufacture of glass and glass products	-	9,114	1,308	-	-
C239	Manufacture of non-metallic mineral products, n.e.c.	-	85,430	27,978	-	-
C241	Manufacture of basic iron and steel	363,142	1,528	16,529	6,110	-
C242	Manufacture of basic precious and other non-ferrous metals	S	S	S	S	S
C243	Casting of metals	5,201	-	24	-	-
C251	Manufacture of structural metal products, tanks, reservoirs and steam generators	28,420	13,519	594	-	-
C252	Manufacture of weapons and ammunition	S	S	S	S	S
C259	Manufacture of other fabricated metal products; metal working service activities	89,967	5,325	9,268	-	-
C261	Manufacture of electronic components	-	3,640	13,596	2,667	-
C262	Manufacture of computers and peripheral equipment and accessories	S	S	S	S	S
C263	Manufacture of communication equipment	S	S	S	S	S
C264	Manufacture of consumer electronics	-	296	1,354	-	-
C265	Manufacture of measuring, testing, navigating and control equipment; watches and clocks	1,054,746	-	96	-	-
C267	Manufacture of optical instruments and photographic equipment	-	2,240	4,109	1,929	-
C271	Manufacture of electric motors, generators, transformers and electricity distribution and control apparatus	32,556	-	17	-	-
C273	Manufacture of wiring and wiring devices	S	S	S	S	S
C274	Manufacture of electric lighting equipment	128,859	10,586	524	-	-

Table 4 Number of Establishments and Revenue by Type for Manufacturing Establishments by Region and Industry Group: Philippines, 2018

(Values are in thousand PhP, except number of establishments. Details may not add up to total due to rounding and/or suppression.)

Continued

2009 PSIC Code	Region / Industry Description	Revenue				
		Income from Industrial Service Done for Others	Income from Non-Industrial Service Done for Others	Interest Income	Dividend Income	Commissions and Fees Earned
		(5)	(6)	(7)	(8)	(9)
C275	Manufacture of domestic appliances	S	S	S	S	S
C279	Manufacture of other electrical equipment	S	S	S	S	S
C281	Manufacture of general purpose machinery	-	-	548	-	-
C282	Manufacture of special purpose machinery	17,014	-	13	-	-
C291	Manufacture of motor vehicles	377,352	-	386	-	-
C293	Manufacture of parts and accessories for motor vehicles	3,415,945	1,500	36,326	-	-
C301	Building of ships and boats	230,705	31,384	266,831	-	-
C309	Manufacture of transport equipment, n.e.c.	-	1,883	4,784	-	-
C310	Manufacture of furniture	26,134	56,383	23,697	120	-
C321	Manufacture of jewelry, bijouterie and related articles	-	-	114	-	-
C322	Manufacture of musical instruments	S	S	S	S	S
C323	Manufacture of sports goods	S	S	S	S	S
C324	Manufacture of games and toys	S	S	S	S	S
C325	Manufacture of medical and dental instruments and supplies	-	-	1,949	38	-
C329	Other manufacturing, n.e.c.	-	-	96	-	-
C331	Repair of fabricated metal products, machinery and equipment	762,442	5,568	51	-	-
VIII – Eastern Visayas		41,854	66,291	14,675	27,317	3,700
C101	Processing and preserving of meat	S	S	S	S	S
C102	Processing and preserving of fish, crustaceans and mollusks	-	12	67	-	-
C103	Processing and preserving of fruits and vegetables	-	-	-	-	-
C104	Manufacture of vegetable and animal oils and fats	-	-	1,337	-	-
C105	Manufacture of dairy products	S	S	S	S	S
C106	Manufacture of grain mill products, starches and starch products	8,412	3,693	314	17,814	3,092
C107	Manufacture of other food products	-	49,598	87	-	-
C110	Manufacture of beverages	-	-	-	-	-
C131	Spinning, weaving and finishing of textiles	-	-	-	-	-
C139	Manufacture of other textiles	S	S	S	S	S
C141	Manufacture of wearing apparel, except fur apparel	-	-	-	-	-
C142	Custom tailoring and dressmaking	-	-	-	-	-
C162	Manufacture of products of wood, cork, straw and plaiting materials	-	-	-	-	-
C170	Manufacture of paper and paper products	-	2,781	366	9,503	-

Table 4 Number of Establishments and Revenue by Type for Manufacturing Establishments by Region and Industry Group:
Philippines, 2018

(Values are in thousand PhP, except number of establishments. Details may not add up to total due to rounding and/or suppression.)

Continued

2009 PSIC Code	Region / Industry Description	Revenue				
		Income from Industrial Service Done for Others	Income from Non-Industrial Service Done for Others	Interest Income	Dividend Income	Commissions and Fees Earned
		(5)	(6)	(7)	(8)	(9)
C181	Printing and service activities related to printing	-	-	-	-	608
C201	Manufacture of basic chemicals	-	-	449	-	-
C210	Manufacture of pharmaceuticals, medicinal chemical and botanical products	S	S	S	S	S
C222	Manufacture of plastics products	-	-	6	-	-
C231	Manufacture of glass and glass products	-	-	-	-	-
C239	Manufacture of non-metallic mineral products, n.e.c.	1,547	-	-	-	-
C241	Manufacture of basic iron and steel	-	-	-	-	-
C242	Manufacture of basic precious and other non-ferrous metals	S	S	S	S	S
C243	Casting of metals	S	S	S	S	S
C251	Manufacture of structural metal products, tanks, reservoirs and steam generators	-	-	-	-	-
C259	Manufacture of other fabricated metal products; metal working service activities	252	-	-	-	-
C273	Manufacture of wiring and wiring devices	S	S	S	S	S
C282	Manufacture of special purpose machinery	S	S	S	S	S
C310	Manufacture of furniture	-	-	-	-	-
C321	Manufacture of jewelry, bijouterie and related articles	1,771	-	-	-	-
C329	Other manufacturing, n.e.c.	-	1,050	16	-	-
C331	Repair of fabricated metal products, machinery and equipment	29,872	2,725	61	-	-
IX – Zamboanga Peninsula		730,446	295,194	10,658	180,237	50,923
C101	Processing and preserving of meat	-	463	-	-	-
C102	Processing and preserving of fish, crustaceans and mollusks	-	16,420	1,026	180,236	37,200
C104	Manufacture of vegetable and animal oils and fats	-	268,320	7,320	-	13,693
C105	Manufacture of dairy products	-	-	-	-	-
C106	Manufacture of grain mill products, starches and starch products	19,181	-	289	-	-
C107	Manufacture of other food products	2,864	2,891	180	-	-
C108	Manufacture of prepared animal feeds	S	S	S	S	S
C110	Manufacture of beverages	498,443	-	-	-	-
C139	Manufacture of other textiles	S	S	S	S	S
C142	Custom tailoring and dressmaking	-	1,152	-	-	-
C161	Sawmilling and planing of wood	-	-	-	-	-

Table 4 Number of Establishments and Revenue by Type for Manufacturing Establishments by Region and Industry Group: Philippines, 2018

(Values are in thousand PhP, except number of establishments. Details may not add up to total due to rounding and/or suppression.)

Continued

2009 PSIC Code	Region / Industry Description	Revenue				
		Income from Industrial Service Done for Others	Income from Non-Industrial Service Done for Others	Interest Income	Dividend Income	Commissions and Fees Earned
		(5)	(6)	(7)	(8)	(9)
C162	Manufacture of products of wood, cork, straw and plaiting materials	S	S	S	S	S
C181	Printing and service activities related to printing	-	2,405	-	-	-
C221	Manufacture of rubber products	13,875	3,470	-	-	30
C222	Manufacture of plastics products	6,414	-	-	-	-
C231	Manufacture of glass and glass products	-	-	-	-	-
C239	Manufacture of non-metallic mineral products, n.e.c.	-	-	-	-	-
C241	Manufacture of basic iron and steel	68,107	2	5	-	-
C251	Manufacture of structural metal products, tanks, reservoirs and steam generators	12,953	-	-	-	-
C259	Manufacture of other fabricated metal products; metal working service activities	11,871	71	590	1	-
C310	Manufacture of furniture	500	-	-	-	-
C321	Manufacture of jewelry, bijouterie and related articles	S	S	S	S	S
C329	Other manufacturing, n.e.c.	6,000	-	-	-	-
C331	Repair of fabricated metal products, machinery and equipment	90,238	-	-	-	-
	X – Northern Mindanao	1,163,787	431,765	242,134	50,108	19,498
C101	Processing and preserving of meat	240,283	14,475	6	24	-
C102	Processing and preserving of fish, crustaceans and mollusks	S	S	S	S	S
C103	Processing and preserving of fruits and vegetables	1,443	4,057	26,844	-	-
C104	Manufacture of vegetable and animal oils and fats	274,197	127,818	1,297	3,437	5,705
C105	Manufacture of dairy products	103	200	62	-	-
C106	Manufacture of grain mill products, starches and starch products	10,000	94,911	973	-	-
C107	Manufacture of other food products	11,762	3,817	128,470	-	-
C108	Manufacture of prepared animal feeds	-	-	24,270	42,144	-
C110	Manufacture of beverages	-	40,683	20	-	-
C131	Spinning, weaving and finishing of textiles	-	-	-	-	-
C139	Manufacture of other textiles	-	-	-	-	-
C141	Manufacture of wearing apparel, except fur apparel	-	730	-	-	-
C142	Custom tailoring and dressmaking	2,893	-	29,157	-	-
C152	Manufacture of footwear	-	270	-	-	-
C161	Sawmilling and planing of wood	3,660	53,157	-	-	-
C162	Manufacture of products of wood, cork, straw and plaiting materials	-	22,923	17	-	-

Table 4 Number of Establishments and Revenue by Type for Manufacturing Establishments by Region and Industry Group: Philippines, 2018

(Values are in thousand PhP, except number of establishments. Details may not add up to total due to rounding and/or suppression.)

Continued

2009 PSIC Code	Region / Industry Description	Revenue				
		Income from Industrial Service Done for Others	Income from Non-Industrial Service Done for Others	Interest Income	Dividend Income	Commissions and Fees Earned
		(5)	(6)	(7)	(8)	(9)
C170	Manufacture of paper and paper products	-	648	224	3,342	-
C181	Printing and service activities related to printing	26,443	-	2,673	-	-
C192	Manufacture of refined petroleum products	-	-	-	-	-
C201	Manufacture of basic chemicals	-	2,640	23,514	-	2,356
C202	Manufacture of other chemical products, n.e.c.	-	-	365	-	-
C210	Manufacture of pharmaceuticals, medicinal chemical and botanical products	S	S	S	S	S
C221	Manufacture of rubber products	S	S	S	S	S
C222	Manufacture of plastics products	3,554	-	965	-	-
C231	Manufacture of glass and glass products	108	-	-	-	-
C239	Manufacture of non-metallic mineral products, n.e.c.	29,157	903	2,237	-	779
C241	Manufacture of basic iron and steel	132,325	4	60	1	-
C243	Casting of metals	-	-	-	-	-
C251	Manufacture of structural metal products, tanks, reservoirs and steam generators	8,787	2,042	803	-	-
C259	Manufacture of other fabricated metal products; metal working service activities	10,000	-	-	-	-
C264	Manufacture of consumer electronics	S	S	S	S	S
C271	Manufacture of electric motors, generators, transformers and electricity distribution and control apparatus	S	S	S	S	S
C281	Manufacture of general purpose machinery	S	S	S	S	S
C282	Manufacture of special purpose machinery	S	S	S	S	S
C291	Manufacture of motor vehicles	-	-	-	-	-
C293	Manufacture of parts and accessories for motor vehicles	-	-	-	-	-
C310	Manufacture of furniture	-	-	6	-	-
C321	Manufacture of jewelry, bijouterie and related articles	S	S	S	S	S
C324	Manufacture of games and toys	S	S	S	S	S
C329	Other manufacturing, n.e.c.	S	S	S	S	S
C331	Repair of fabricated metal products, machinery and equipment	406,135	19,222	114	-	-
XI – Davao Region		1,819,424	263,131	35,709	46,734	2
C101	Processing and preserving of meat	208,924	-	-	-	-

Table 4 Number of Establishments and Revenue by Type for Manufacturing Establishments by Region and Industry Group: Philippines, 2018

(Values are in thousand PhP, except number of establishments. Details may not add up to total due to rounding and/or suppression.)

Continued

2009 PSIC Code	Region / Industry Description	Revenue				
		Income from Industrial Service Done for Others	Income from Non-Industrial Service Done for Others	Interest Income	Dividend Income	Commissions and Fees Earned
		(5)	(6)	(7)	(8)	(9)
C102	Processing and preserving of fish, crustaceans and mollusks	421,518	-	-	-	-
C103	Processing and preserving of fruits and vegetables	-	2,405	423	22,589	-
C104	Manufacture of vegetable and animal oils and fats	39,371	-	1,133	-	-
C105	Manufacture of dairy products	-	-	-	-	-
C106	Manufacture of grain mill products, starches and starch products	156,820	7,350	17	-	-
C107	Manufacture of other food products	15,346	153,654	12,647	-	2
C108	Manufacture of prepared animal feeds	-	2,341	4,539	-	-
C110	Manufacture of beverages	56,485	36,896	628	-	-
C120	Manufacture of tobacco products	S	S	S	S	S
C139	Manufacture of other textiles	100	-	4	-	-
C141	Manufacture of wearing apparel, except fur apparel	-	-	6,192	-	-
C142	Custom tailoring and dressmaking	-	77	-	-	-
C152	Manufacture of footwear	-	-	-	-	-
C161	Sawmilling and planing of wood	15,697	-	-	-	-
C162	Manufacture of products of wood, cork, straw and plaiting materials	-	-	206	-	-
C170	Manufacture of paper and paper products	206,265	1,832	150	1,568	-
C181	Printing and service activities related to printing	936	20,774	577	2,577	-
C192	Manufacture of refined petroleum products	S	S	S	S	S
C201	Manufacture of basic chemicals	-	-	-	-	-
C202	Manufacture of other chemical products, n.e.c.	-	13,804	340	-	-
C210	Manufacture of pharmaceuticals, medicinal chemical and botanical products	-	-	-	-	-
C221	Manufacture of rubber products	-	-	-	-	-
C222	Manufacture of plastics products	25,083	-	139	20,000	-
C231	Manufacture of glass and glass products	39,639	3,240	-	-	-
C239	Manufacture of non-metallic mineral products, n.e.c.	-	11,780	8,322	-	-
C241	Manufacture of basic iron and steel	7,039	30	23	-	-
C242	Manufacture of basic precious and other non-ferrous metals	434,910	12	29	-	-
C243	Casting of metals	S	S	S	S	S
C251	Manufacture of structural metal products, tanks, reservoirs and steam generators	-	-	-	-	-
C252	Manufacture of weapons and ammunition	S	S	S	S	S

Table 4 Number of Establishments and Revenue by Type for Manufacturing Establishments by Region and Industry Group:
Philippines, 2018

(Values are in thousand PhP, except number of establishments. Details may not add up to total due to rounding and/or suppression.)

Continued

2009 PSIC Code	Region / Industry Description	Revenue				
		Income from Industrial Service Done for Others	Income from Non-Industrial Service Done for Others	Interest Income	Dividend Income	Commissions and Fees Earned
		(5)	(6)	(7)	(8)	(9)
C259	Manufacture of other fabricated metal products; metal working service activities	-	7,390	-	-	-
C265	Manufacture of measuring, testing, navigating and control equipment; watches and clocks	S	S	S	S	S
C271	Manufacture of electric motors, generators, transformers and electricity distribution and control apparatus	S	S	S	S	S
C275	Manufacture of domestic appliances	-	-	-	-	-
C281	Manufacture of general purpose machinery	-	467	-	-	-
C282	Manufacture of special purpose machinery	-	-	2	-	-
C291	Manufacture of motor vehicles	S	S	S	S	S
C293	Manufacture of parts and accessories for motor vehicles	-	-	-	-	-
C301	Building of ships and boats	S	S	S	S	S
C310	Manufacture of furniture	-	-	-	-	-
C321	Manufacture of jewelry, bijouterie and related articles	-	-	-	-	-
C329	Other manufacturing, n.e.c.	-	-	-	-	-
C331	Repair of fabricated metal products, machinery and equipment	191,196	96	-	-	-
XII – SOCCSKSARGEN		1,519,667	47,258	32,022	12	20,911
C101	Processing and preserving of meat	146,958	-	6	-	-
C102	Processing and preserving of fish, crustaceans and mollusks	141,416	10,903	19,414	-	-
C103	Processing and preserving of fruits and vegetables	S	S	S	S	S
C104	Manufacture of vegetable and animal oils and fats	-	20,360	9,413	-	20,911
C105	Manufacture of dairy products	-	-	-	-	-
C106	Manufacture of grain mill products, starches and starch products	142,977	7,046	125	-	-
C107	Manufacture of other food products	14,900	5,063	1,740	-	-
C108	Manufacture of prepared animal feeds	8,486	183	4	-	-
C110	Manufacture of beverages	-	-	432	-	-
C131	Spinning, weaving and finishing of textiles	-	-	-	-	-
C139	Manufacture of other textiles	-	-	-	-	-
C141	Manufacture of wearing apparel, except fur apparel	-	-	-	-	-
C142	Custom tailoring and dressmaking	723	10	3	-	-
C161	Sawmilling and planing of wood	-	-	2	-	-

Table 4 Number of Establishments and Revenue by Type for Manufacturing Establishments by Region and Industry Group: Philippines, 2018*(Values are in thousand PhP, except number of establishments. Details may not add up to total due to rounding and/or suppression.)**Continued*

2009 PSIC Code	Region / Industry Description	Revenue				
		Income from Industrial Service Done for Others	Income from Non-Industrial Service Done for Others	Interest Income	Dividend Income	Commissions and Fees Earned
		(5)	(6)	(7)	(8)	(9)
C162	Manufacture of products of wood, cork, straw and plaiting materials	-	-	-	-	-
C170	Manufacture of paper and paper products	45,619	-	-	12	-
C181	Printing and service activities related to printing	66,073	-	18	-	-
C192	Manufacture of refined petroleum products	S	S	S	S	S
C201	Manufacture of basic chemicals	-	-	9	-	-
C202	Manufacture of other chemical products, n.e.c.	S	S	S	S	S
C221	Manufacture of rubber products	S	S	S	S	S
C222	Manufacture of plastics products	S	S	S	S	S
C231	Manufacture of glass and glass products	S	S	S	S	S
C239	Manufacture of non-metallic mineral products, n.e.c.	-	2,158	-	-	-
C241	Manufacture of basic iron and steel	3,349	-	-	-	-
C243	Casting of metals	S	S	S	S	S
C251	Manufacture of structural metal products, tanks, reservoirs and steam generators	-	158	-	-	-
C259	Manufacture of other fabricated metal products; metal working service activities	154,562	169	801	-	-
C301	Building of ships and boats	S	S	S	S	S
C310	Manufacture of furniture	-	-	-	-	-
C323	Manufacture of sports goods	S	S	S	S	S
C331	Repair of fabricated metal products, machinery and equipment	695,251	1,208	46	-	-
	XIII – Caraga	535,584	46,433	74,876	37	3,810
C101	Processing and preserving of meat	51,089	5,428	-	-	-
C102	Processing and preserving of fish, crustaceans and mollusks	S	S	S	S	S
C103	Processing and preserving of fruits and vegetables	S	S	S	S	S
C104	Manufacture of vegetable and animal oils and fats	10,113	1,374	495	-	3,731
C106	Manufacture of grain mill products, starches and starch products	19,284	3,951	-	-	-
C107	Manufacture of other food products	-	14,600	335	-	-
C108	Manufacture of prepared animal feeds	-	44	-	-	-
C110	Manufacture of beverages	-	120	-	-	-
C139	Manufacture of other textiles	-	-	-	-	-
C141	Manufacture of wearing apparel, except fur apparel	-	-	-	-	-
C142	Custom tailoring and dressmaking	-	-	-	-	-

Table 4 Number of Establishments and Revenue by Type for Manufacturing Establishments by Region and Industry Group: Philippines, 2018

(Values are in thousand PhP, except number of establishments. Details may not add up to total due to rounding and/or suppression.)

Continued

2009 PSIC Code	Region / Industry Description	Revenue				
		Income from Industrial Service Done for Others	Income from Non-Industrial Service Done for Others	Interest Income	Dividend Income	Commissions and Fees Earned
		(5)	(6)	(7)	(8)	(9)
C161	Sawmilling and planing of wood	420	-	-	-	-
C162	Manufacture of products of wood, cork, straw and plaiting materials	9,669	-	2	-	-
C181	Printing and service activities related to printing	11,200	-	-	-	-
C201	Manufacture of basic chemicals	S	S	S	S	S
C202	Manufacture of other chemical products, n.e.c.	-	-	17	-	-
C231	Manufacture of glass and glass products	S	S	S	S	S
C239	Manufacture of non-metallic mineral products, n.e.c.	-	-	965	-	-
C241	Manufacture of basic iron and steel	2,218	-	-	-	-
C242	Manufacture of basic precious and other non-ferrous metals	S	S	S	S	S
C259	Manufacture of other fabricated metal products; metal working service activities	4,538	-	-	-	-
C275	Manufacture of domestic appliances	-	-	-	-	-
C301	Building of ships and boats	S	S	S	S	S
C309	Manufacture of transport equipment, n.e.c.	-	-	-	-	-
C310	Manufacture of furniture	-	-	-	37	79
C321	Manufacture of jewelry, bijouterie and related articles	322	-	-	-	-
C324	Manufacture of games and toys	-	-	-	-	-
C329	Other manufacturing, n.e.c.	-	-	-	-	-
C331	Repair of fabricated metal products, machinery and equipment	76,500	9,423	-	-	-
	Autonomous Region in Muslim Mindanao	4,831	1,845	48	-	-
C104	Manufacture of vegetable and animal oils and fats	S	S	S	S	S
C106	Manufacture of grain mill products, starches and starch products	-	1,039	-	-	-
C107	Manufacture of other food products	-	-	-	-	-
C108	Manufacture of prepared animal feeds	-	-	-	-	-
C110	Manufacture of beverages	-	-	-	-	-
C142	Custom tailoring and dressmaking	-	-	-	-	-
C181	Printing and service activities related to printing	4,563	-	-	-	-
C221	Manufacture of rubber products	S	S	S	S	S
C239	Manufacture of non-metallic mineral products, n.e.c.	-	-	-	-	-
C251	Manufacture of structural metal products, tanks, reservoirs and steam generators	267	-	-	-	-
C310	Manufacture of furniture	-	806	-	-	-

Table 4 Number of Establishments and Revenue by Type for Manufacturing Establishments by Region and Industry Group: Philippines, 2018*(Values are in thousand PhP, except number of establishments. Details may not add up to total due to rounding and/or suppression.)**Continued*

2009 PSIC Code	Region / Industry Description	Revenue			
		Royalty Income	Franchise Income	Delivery Charges Separately Invoiced to Custom`ers	Foreign Exchange Gains
		(10)	(11)	(12)	(13)
	Philippines	20,445,449	203,012	275,615	13,897,295
C101	Processing and preserving of meat	949	-	1,935	857
C102	Processing and preserving of fish, crustaceans and mollusks	-	-	416	294,710
C103	Processing and preserving of fruits and vegetables	-	-	588	230,138
C104	Manufacture of vegetable and animal oils and fats	501	-	-	80,786
C105	Manufacture of dairy products	19,877,376	-	80	144,790
C106	Manufacture of grain mill products, starches and starch products	67	-	3,829	141,786
C107	Manufacture of other food products	491,924	20,705	57,962	128,587
C108	Manufacture of prepared animal feeds	874	159	11,665	225,232
C110	Manufacture of beverages	21,923	-	22,323	32,605
C120	Manufacture of tobacco products	-	-	-	96,624
C131	Spinning, weaving and finishing of textiles	-	-	-	2,700
C139	Manufacture of other textiles	-	-	389	33,410
C141	Manufacture of wearing apparel, except fur apparel	-	-	474	46,704
C142	Custom tailoring and dressmaking	-	-	-	-
C143	Manufacture of knitted and crocheted apparel	-	-	-	19,710
C151	Tanning and dressing of leather; manufacture of luggage and handbags	-	-	-	235,164
C152	Manufacture of footwear	-	-	-	3,131
C161	Sawmilling and planing of wood	-	-	-	-
C162	Manufacture of products of wood, cork, straw and plaiting materials	-	-	-	228,690
C170	Manufacture of paper and paper products	-	-	15,931	120,245
C181	Printing and service activities related to printing	-	-	42,316	18,234
C182	Reproduction of recorded media	-	-	-	456
C192	Manufacture of refined petroleum products	-	-	-	-
C199	Manufacture of other fuel products	-	-	-	-
C201	Manufacture of basic chemicals	-	-	30,287	143,071
C202	Manufacture of other chemical products, n.e.c.	-	113	49	455,019
C203	Manufacture of man-made fibers	S	S	S	S
C210	Manufacture of pharmaceuticals, medicinal chemical and botanical products	-	-	1,313	61,969
C210	Manufacture of pharmaceuticals, medicinal chemical and botanical products	-	-	1,313	61,969
C221	Manufacture of rubber products	-	-	-	2,245,522

Table 4 Number of Establishments and Revenue by Type for Manufacturing Establishments by Region and Industry Group:
Philippines, 2018

(Values are in thousand PhP, except number of establishments. Details may not add up to total due to rounding and/or suppression.)

Continued

2009 PSIC Code	Region / Industry Description	Revenue			
		Royalty Income	Franchise Income	Delivery Charges Separately Invoiced to Customers	Foreign Exchange Gains
		(10)	(11)	(12)	(13)
C222	Manufacture of plastics products	9,482	-	23,663	140,629
C231	Manufacture of glass and glass products	-	-	7,697	4,148
C239	Manufacture of non-metallic mineral products, n.e.c.	34,189	-	3,204	112,364
C241	Manufacture of basic iron and steel	-	-	46,700	45,977
C242	Manufacture of basic precious and other non-ferrous metals	-	-	-	121,049
C243	Casting of metals	-	-	-	22,645
C251	Manufacture of structural metal products, tanks, reservoirs and steam generators	-	-	30	47,665
C252	Manufacture of weapons and ammunition	-	-	-	-
C259	Manufacture of other fabricated metal products; metal working service activities	-	-	1,065	295,005
C261	Manufacture of electronic components	5,799	-	-	3,537,658
C262	Manufacture of computers and peripheral equipment and accessories	-	-	-	146,056
C263	Manufacture of communication equipment	-	-	-	44,290
C264	Manufacture of consumer electronics	89	-	-	81,023
C265	Manufacture of measuring, testing, navigating and control equipment; watches and clocks	-	-	-	11,051
C267	Manufacture of optical instruments and photographic equipment	-	1,658	144	96,017
C271	Manufacture of electric motors, generators, transformers and electricity distribution and control apparatus	-	-	-	138,655
C272	Manufacture of batteries and accumulators	-	-	-	61,849
C273	Manufacture of wiring and wiring devices	-	-	270	100,945
C274	Manufacture of electric lighting equipment	-	-	2,447	6,864
C275	Manufacture of domestic appliances	-	-	-	2,638
C279	Manufacture of other electrical equipment	-	-	-	66,292
C281	Manufacture of general purpose machinery	-	-	-	718,475
C282	Manufacture of special purpose machinery	2,276	-	-	216,178
C291	Manufacture of motor vehicles	-	-	-	4,181
C292	Manufacture of bodies (coachwork) for motor vehicles; manufacture of trailers and semi-trailers	-	-	13	2,189

Table 4 Number of Establishments and Revenue by Type for Manufacturing Establishments by Region and Industry Group: Philippines, 2018*(Values are in thousand PhP, except number of establishments. Details may not add up to total due to rounding and/or suppression.)**Continued*

2009 PSIC Code	Region / Industry Description	Revenue			
		Royalty Income	Franchise Income	Delivery Charges Separately Invoiced to Customers	Foreign Exchange Gains
		(10)	(11)	(12)	(13)
C293	Manufacture of parts and accessories for motor vehicles	-	180,376	-	1,071,616
C301	Building of ships and boats	-	-	-	932,873
C302	Manufacture of railway locomotive and rolling stock	S	S	S	S
C303	Manufacture of air and spacecraft and related machinery	-	-	-	32,364
C309	Manufacture of transport equipment, n.e.c.	-	-	-	442,189
C310	Manufacture of furniture	-	-	484	114,784
C321	Manufacture of jewelry, bijouterie and related articles	-	-	-	5,903
C322	Manufacture of musical instruments	-	-	-	36
C323	Manufacture of sports goods	-	-	-	7,148
C324	Manufacture of games and toys	-	-	89	11,382
C325	Manufacture of medical and dental instruments and supplies	-	-	-	219,598
C329	Other manufacturing, n.e.c.	-	-	64	13,093
C331	Repair of fabricated metal products, machinery and equipment	-	-	186	32,325
C332	Installation of industrial machinery and equipment	-	-	-	-
	National Capital Region	521,006	19,088	115,347	747,177
C101	Processing and preserving of meat	949	-	1,935	-
C102	Processing and preserving of fish, crustaceans and mollusks	-	-	-	80,605
C103	Processing and preserving of fruits and vegetables	-	-	-	462
C104	Manufacture of vegetable and animal oils and fats	-	-	-	5,247
C105	Manufacture of dairy products	-	-	-	113,773
C106	Manufacture of grain mill products, starches and starch products	67	-	-	946
C107	Manufacture of other food products	491,165	19,088	47,601	20,530
C108	Manufacture of prepared animal feeds	-	-	-	96,572
C110	Manufacture of beverages	19,215	-	-	2,355
C120	Manufacture of tobacco products	-	-	-	84,220
C131	Spinning, weaving and finishing of textiles	-	-	-	-
C139	Manufacture of other textiles	-	-	-	12,620
C141	Manufacture of wearing apparel, except fur apparel	-	-	110	3,708
C142	Custom tailoring and dressmaking	-	-	-	-
C143	Manufacture of knitted and crocheted apparel	-	-	-	726
C151	Tanning and dressing of leather; manufacture of luggage and handbags	-	-	-	-

Table 4 Number of Establishments and Revenue by Type for Manufacturing Establishments by Region and Industry Group: Philippines, 2018

(Values are in thousand PhP, except number of establishments. Details may not add up to total due to rounding and/or suppression.)

Continued

2009 PSIC Code	Region / Industry Description	Revenue			
		Royalty Income	Franchise Income	Delivery Charges Separately Invoiced to Customers	Foreign Exchange Gains
		(10)	(11)	(12)	(13)
C152	Manufacture of footwear	-	-	-	-
C161	Sawmilling and planing of wood	-	-	-	-
C162	Manufacture of products of wood, cork, straw and plaiting materials	-	-	-	267
C170	Manufacture of paper and paper products	-	-	-	112
C181	Printing and service activities related to printing	-	-	29,618	407
C192	Manufacture of refined petroleum products	-	-	-	-
C199	Manufacture of other fuel products	S	S	S	S
C201	Manufacture of basic chemicals	-	-	-	14,313
C202	Manufacture of other chemical products, n.e.c.	-	-	49	45,378
C203	Manufacture of man-made fibers	S	S	S	S
C210	Manufacture of pharmaceuticals, medicinal chemical and botanical products	-	-	44	5
C221	Manufacture of rubber products	-	-	-	-
C222	Manufacture of plastics products	-	-	1,864	13,105
C231	Manufacture of glass and glass products	-	-	466	-
C239	Manufacture of non-metallic mineral products, n.e.c.	9,523	-	-	198
C241	Manufacture of basic iron and steel	-	-	33,589	4,707
C242	Manufacture of basic precious and other non-ferrous metals	-	-	-	-
C243	Casting of metals	-	-	-	-
C251	Manufacture of structural metal products, tanks, reservoirs and steam generators	-	-	-	15,657
C252	Manufacture of weapons and ammunition	-	-	-	-
C259	Manufacture of other fabricated metal products; metal working service activities	-	-	-	4,290
C261	Manufacture of electronic components	-	-	-	182,952
C262	Manufacture of computers and peripheral equipment and accessories	S	S	S	S
C264	Manufacture of consumer electronics	89	-	-	-
C265	Manufacture of measuring, testing, navigating and control equipment; watches and clocks	-	-	-	-
C267	Manufacture of optical instruments and photographic equipment	S	S	S	S
C271	Manufacture of electric motors, generators, transformers and electricity distribution and control apparatus	-	-	-	-

Table 4 Number of Establishments and Revenue by Type for Manufacturing Establishments by Region and Industry Group: Philippines, 2018

(Values are in thousand PhP, except number of establishments. Details may not add up to total due to rounding and/or suppression.)

Continued

2009 PSIC Code	Region / Industry Description	Revenue			
		Royalty Income	Franchise Income	Delivery Charges Separately Invoiced to Customers	Foreign Exchange Gains
		(10)	(11)	(12)	(13)
C272	Manufacture of batteries and accumulators	S	S	S	S
C273	Manufacture of wiring and wiring devices	-	-	45	-
C274	Manufacture of electric lighting equipment	-	-	-	-
C275	Manufacture of domestic appliances	-	-	-	-
C279	Manufacture of other electrical equipment	-	-	-	-
C281	Manufacture of general purpose machinery	-	-	-	3,330
C282	Manufacture of special purpose machinery	-	-	-	-
C291	Manufacture of motor vehicles	-	-	-	-
C292	Manufacture of bodies (coachwork) for motor vehicles; manufacture of trailers and semi-trailers	-	-	-	-
C293	Manufacture of parts and accessories for motor vehicles	-	-	-	-
C301	Building of ships and boats	-	-	-	-
C303	Manufacture of air and spacecraft and related machinery	S	S	S	S
C309	Manufacture of transport equipment, n.e.c.	-	-	-	23,180
C310	Manufacture of furniture	-	-	26	793
C321	Manufacture of jewelry, bijouterie and related articles	-	-	-	-
C322	Manufacture of musical instruments	S	S	S	S
C323	Manufacture of sports goods	-	-	-	113
C324	Manufacture of games and toys	-	-	-	-
C325	Manufacture of medical and dental instruments and supplies	-	-	-	299
C329	Other manufacturing, n.e.c.	-	-	-	233
C331	Repair of fabricated metal products, machinery and equipment	-	-	-	15,960
C332	Installation of industrial machinery and equipment	-	-	-	-
	Cordillera Administrative Region	-	-	-	258,843
C101	Processing and preserving of meat	-	-	-	-
C102	Processing and preserving of fish, crustaceans and mollusks	-	-	-	-
C103	Processing and preserving of fruits and vegetables	-	-	-	-
C105	Manufacture of dairy products	S	S	S	S
C106	Manufacture of grain mill products, starches and starch products	-	-	-	-

Table 4 Number of Establishments and Revenue by Type for Manufacturing Establishments by Region and Industry Group: Philippines, 2018*(Values are in thousand PhP, except number of establishments. Details may not add up to total due to rounding and/or suppression.)**Continued*

2009 PSIC Code	Region / Industry Description	Revenue			
		Royalty Income	Franchise Income	Delivery Charges Separately Invoiced to Customers	Foreign Exchange Gains
		(10)	(11)	(12)	(13)
C107	Manufacture of other food products	-	-	-	-
C110	Manufacture of beverages	-	-	-	-
C131	Spinning, weaving and finishing of textiles	-	-	-	-
C139	Manufacture of other textiles	-	-	-	-
C141	Manufacture of wearing apparel, except fur apparel	S	S	S	S
C142	Custom tailoring and dressmaking	-	-	-	-
C162	Manufacture of products of wood, cork, straw and plaiting materials	-	-	-	-
C181	Printing and service activities related to printing	-	-	-	-
C201	Manufacture of basic chemicals	-	-	-	-
C221	Manufacture of rubber products	-	-	-	-
C222	Manufacture of plastics products	S	S	S	S
C231	Manufacture of glass and glass products	S	S	S	S
C239	Manufacture of non-metallic mineral products, n.e.c.	-	-	-	-
C241	Manufacture of basic iron and steel	-	-	-	-
C251	Manufacture of structural metal products, tanks, reservoirs and steam generators	-	-	-	-
C259	Manufacture of other fabricated metal products; metal working service activities	-	-	-	-
C261	Manufacture of electronic components	S	S	S	S
C303	Manufacture of air and spacecraft and related machinery	S	S	S	S
C310	Manufacture of furniture	-	-	-	-
C321	Manufacture of jewelry, bijouterie and related articles	S	S	S	S
I – Ilocos Region		-	-	286	3,545
C101	Processing and preserving of meat	-	-	-	-
C102	Processing and preserving of fish, crustaceans and mollusks	-	-	-	-
C103	Processing and preserving of fruits and vegetables	-	-	-	-
C105	Manufacture of dairy products	S	S	S	S
C106	Manufacture of grain mill products, starches and starch products	-	-	286	-
C107	Manufacture of other food products	-	-	-	-
C108	Manufacture of prepared animal feeds	-	-	-	-
C110	Manufacture of beverages	-	-	-	-
C120	Manufacture of tobacco products	S	S	S	S

Table 4 Number of Establishments and Revenue by Type for Manufacturing Establishments by Region and Industry Group: Philippines, 2018

(Values are in thousand PhP, except number of establishments. Details may not add up to total due to rounding and/or suppression.)

Continued

2009 PSIC Code	Region / Industry Description	Revenue			
		Royalty Income	Franchise Income	Delivery Charges Separately Invoiced to Customers	Foreign Exchange Gains
		(10)	(11)	(12)	(13)
C131	Spinning, weaving and finishing of textiles	-	-	-	-
C141	Manufacture of wearing apparel, except fur apparel	-	-	-	-
C142	Custom tailoring and dressmaking	-	-	-	-
C152	Manufacture of footwear	-	-	-	-
C162	Manufacture of products of wood, cork, straw and plaiting materials	-	-	-	-
C170	Manufacture of paper and paper products	-	-	-	-
C181	Printing and service activities related to printing	-	-	-	-
C201	Manufacture of basic chemicals	-	-	-	-
C210	Manufacture of pharmaceuticals, medicinal chemical and botanical products	S	S	S	S
C221	Manufacture of rubber products	-	-	-	-
C231	Manufacture of glass and glass products	-	-	-	-
C239	Manufacture of non-metallic mineral products, n.e.c.	-	-	-	3,535
C241	Manufacture of basic iron and steel	-	-	-	5
C251	Manufacture of structural metal products, tanks, reservoirs and steam generators	-	-	-	5
C259	Manufacture of other fabricated metal products; metal working service activities	-	-	-	-
C273	Manufacture of wiring and wiring devices	S	S	S	S
C282	Manufacture of special purpose machinery	S	S	S	S
C292	Manufacture of bodies (coachwork) for motor vehicles; manufacture of trailers and semi-trailers	-	-	-	-
C293	Manufacture of parts and accessories for motor vehicles	-	-	-	-
C309	Manufacture of transport equipment, n.e.c.	-	-	-	-
C321	Manufacture of jewelry, bijouterie and related articles	S	S	S	S
C324	Manufacture of games and toys	S	S	S	S
C329	Other manufacturing, n.e.c.	-	-	-	-
C331	Repair of fabricated metal products, machinery and equipment	-	-	-	-
	II – Cagayan Valley	-	-	630	12,307
C101	Processing and preserving of meat	-	-	-	-

Table 4 Number of Establishments and Revenue by Type for Manufacturing Establishments by Region and Industry Group:
Philippines, 2018

(Values are in thousand PhP, except number of establishments. Details may not add up to total due to rounding and/or suppression.)

Continued

2009 PSIC Code	Region / Industry Description	Revenue			
		Royalty Income	Franchise Income	Delivery Charges Separately Invoiced to Customers	Foreign Exchange Gains
		(10)	(11)	(12)	(13)
C102	Processing and preserving of fish, crustaceans and mollusks	-	-	-	-
C103	Processing and preserving of fruits and vegetables	-	-	-	-
C104	Manufacture of vegetable and animal oils and fats	S	S	S	S
C105	Manufacture of dairy products	-	-	-	-
C106	Manufacture of grain mill products, starches and starch products	-	-	-	-
C107	Manufacture of other food products	-	-	-	-
C108	Manufacture of prepared animal feeds	-	-	-	-
C110	Manufacture of beverages	-	-	-	-
C120	Manufacture of tobacco products	-	-	-	12,307
C131	Spinning, weaving and finishing of textiles	-	-	-	-
C139	Manufacture of other textiles	-	-	-	-
C142	Custom tailoring and dressmaking	-	-	-	-
C151	Tanning and dressing of leather; manufacture of luggage and handbags	-	-	-	-
C162	Manufacture of products of wood, cork, straw and plaiting materials	-	-	-	-
C181	Printing and service activities related to printing	-	-	-	-
C182	Reproduction of recorded media	-	-	-	-
C199	Manufacture of other fuel products	S	S	S	S
C201	Manufacture of basic chemicals	S	S	S	S
C222	Manufacture of plastics products	-	-	-	-
C239	Manufacture of non-metallic mineral products, n.e.c.	-	-	-	-
C241	Manufacture of basic iron and steel	-	-	-	-
C251	Manufacture of structural metal products, tanks, reservoirs and steam generators	-	-	-	-
C252	Manufacture of weapons and ammunition	S	S	S	S
C259	Manufacture of other fabricated metal products; metal working service activities	-	-	630	-
C279	Manufacture of other electrical equipment	-	-	-	-
C282	Manufacture of special purpose machinery	-	-	-	-
C310	Manufacture of furniture	-	-	-	-
C321	Manufacture of jewelry, bijouterie and related articles	-	-	-	-
C329	Other manufacturing, n.e.c.	S	S	S	S
C331	Repair of fabricated metal products, machinery and equipment	-	-	-	-

Table 4 Number of Establishments and Revenue by Type for Manufacturing Establishments by Region and Industry Group: Philippines, 2018*(Values are in thousand PhP, except number of establishments. Details may not add up to total due to rounding and/or suppression.)**Continued*

2009 PSIC Code	Region / Industry Description	Revenue			
		Royalty Income	Franchise Income	Delivery Charges Separately Invoiced to Customers	Foreign Exchange Gains
		(10)	(11)	(12)	(13)
	III – Central Luzon	11,218	-	47,209	3,614,131
C101	Processing and preserving of meat	-	-	-	-
C102	Processing and preserving of fish, crustaceans and mollusks	-	-	-	-
C103	Processing and preserving of fruits and vegetables	-	-	-	31
C104	Manufacture of vegetable and animal oils and fats	-	-	-	-
C105	Manufacture of dairy products	-	-	-	-
C106	Manufacture of grain mill products, starches and starch products	-	-	-	-
C107	Manufacture of other food products	-	-	1,240	5,891
C108	Manufacture of prepared animal feeds	-	-	-	24,808
C110	Manufacture of beverages	-	-	-	44
C120	Manufacture of tobacco products	S	S	S	S
C131	Spinning, weaving and finishing of textiles	-	-	-	2,346
C139	Manufacture of other textiles	-	-	214	12,221
C141	Manufacture of wearing apparel, except fur apparel	-	-	271	11,954
C142	Custom tailoring and dressmaking	-	-	-	-
C143	Manufacture of knitted and crocheted apparel	-	-	-	3,257
C151	Tanning and dressing of leather; manufacture of luggage and handbags	-	-	-	8,741
C152	Manufacture of footwear	-	-	-	2,722
C161	Sawmilling and planing of wood	S	S	S	S
C162	Manufacture of products of wood, cork, straw and plaiting materials	-	-	-	2,061
C170	Manufacture of paper and paper products	-	-	15,931	1,771
C181	Printing and service activities related to printing	-	-	121	-
C192	Manufacture of refined petroleum products	-	-	-	-
C201	Manufacture of basic chemicals	-	-	10,596	92,354
C202	Manufacture of other chemical products, n.e.c.	-	-	-	6,650
C210	Manufacture of pharmaceuticals, medicinal chemical and botanical products	-	-	-	836
C221	Manufacture of rubber products	-	-	-	2,093,611
C222	Manufacture of plastics products	-	-	-	5,710
C231	Manufacture of glass and glass products	-	-	7,231	2,385
C239	Manufacture of non-metallic mineral products, n.e.c.	11,218	-	402	39,020

Table 4 Number of Establishments and Revenue by Type for Manufacturing Establishments by Region and Industry Group: Philippines, 2018

(Values are in thousand PhP, except number of establishments. Details may not add up to total due to rounding and/or suppression.)

Continued

2009 PSIC Code	Region / Industry Description	Revenue			
		Royalty Income	Franchise Income	Delivery Charges Separately Invoiced to Customers	Foreign Exchange Gains
		(10)	(11)	(12)	(13)
C241	Manufacture of basic iron and steel	-	-	8,051	5,621
C242	Manufacture of basic precious and other non-ferrous metals	-	-	-	6,341
C243	Casting of metals	-	-	-	-
C251	Manufacture of structural metal products, tanks, reservoirs and steam generators	-	-	-	2,373
C259	Manufacture of other fabricated metal products; metal working service activities	-	-	-	82,430
C261	Manufacture of electronic components	-	-	-	677,428
C262	Manufacture of computers and peripheral equipment and accessories	-	-	-	23,055
C263	Manufacture of communication equipment	S	S	S	S
C264	Manufacture of consumer electronics	-	-	-	20
C265	Manufacture of measuring, testing, navigating and control equipment; watches and clocks	-	-	-	306
C271	Manufacture of electric motors, generators, transformers and electricity distribution and control apparatus	-	-	-	4
C272	Manufacture of batteries and accumulators	S	S	S	S
C273	Manufacture of wiring and wiring devices	-	-	-	-
C274	Manufacture of electric lighting equipment	-	-	2,447	1,604
C275	Manufacture of domestic appliances	-	-	-	-
C279	Manufacture of other electrical equipment	-	-	-	1,477
C281	Manufacture of general purpose machinery	-	-	-	19,058
C282	Manufacture of special purpose machinery	-	-	-	-
C291	Manufacture of motor vehicles	-	-	-	-
C292	Manufacture of bodies (coachwork) for motor vehicles; manufacture of trailers and semi-trailers	S	S	S	S
C293	Manufacture of parts and accessories for motor vehicles	-	-	-	334,961
C301	Building of ships and boats	S	S	S	S
C303	Manufacture of air and spacecraft and related machinery	-	-	-	7,663
C309	Manufacture of transport equipment, n.e.c.	-	-	-	-
C310	Manufacture of furniture	-	-	430	-
C321	Manufacture of jewelry, bijouterie and related articles	-	-	-	-

Table 4 Number of Establishments and Revenue by Type for Manufacturing Establishments by Region and Industry Group: Philippines, 2018

(Values are in thousand PhP, except number of establishments. Details may not add up to total due to rounding and/or suppression.)

Continued

2009 PSIC Code	Region / Industry Description	Revenue			
		Royalty Income	Franchise Income	Delivery Charges Separately Invoiced to Customers	Foreign Exchange Gains
		(10)	(11)	(12)	(13)
C322	Manufacture of musical instruments	S	S	S	S
C323	Manufacture of sports goods	-	-	-	2,445
C324	Manufacture of games and toys	-	-	89	-
C325	Manufacture of medical and dental instruments and supplies	-	-	-	36,423
C329	Other manufacturing, n.e.c.	-	-	-	7,855
C331	Repair of fabricated metal products, machinery and equipment	-	-	186	5,909
C332	Installation of industrial machinery and equipment	S	S	S	S
IVA – CALABARZON		19,908,760	182,107	77,104	6,817,102
C101	Processing and preserving of meat	-	-	-	787
C102	Processing and preserving of fish, crustaceans and mollusks	-	-	-	15,051
C103	Processing and preserving of fruits and vegetables	-	-	-	31
C104	Manufacture of vegetable and animal oils and fats	-	-	-	1
C105	Manufacture of dairy products	19,877,376	-	-	31,017
C106	Manufacture of grain mill products, starches and starch products	-	-	3,542	15,704
C107	Manufacture of other food products	759	1,617	8,883	85,233
C108	Manufacture of prepared animal feeds	-	-	11,665	-
C110	Manufacture of beverages	1,084	-	2,183	30,028
C120	Manufacture of tobacco products	-	-	-	98
C131	Spinning, weaving and finishing of textiles	-	-	-	1
C139	Manufacture of other textiles	-	-	-	6,777
C141	Manufacture of wearing apparel, except fur apparel	-	-	77	28,126
C142	Custom tailoring and dressmaking	-	-	-	-
C143	Manufacture of knitted and crocheted apparel	-	-	-	15,728
C151	Tanning and dressing of leather; manufacture of luggage and handbags	-	-	-	226,423
C152	Manufacture of footwear	-	-	-	409
C161	Sawmilling and planing of wood	S	S	S	S
C162	Manufacture of products of wood, cork, straw and plaiting materials	-	-	-	217,220
C170	Manufacture of paper and paper products	-	-	-	51,713
C181	Printing and service activities related to printing	-	-	6,038	17,118
C182	Reproduction of recorded media	S	S	S	S
C192	Manufacture of refined petroleum products	S	S	S	S
C199	Manufacture of other fuel products	S	S	S	S

Table 4 Number of Establishments and Revenue by Type for Manufacturing Establishments by Region and Industry Group: Philippines, 2018

(Values are in thousand PhP, except number of establishments. Details may not add up to total due to rounding and/or suppression.)

Continued

2009 PSIC Code	Region / Industry Description	Revenue			
		Royalty Income	Franchise Income	Delivery Charges Separately Invoiced to Customers	Foreign Exchange Gains
		(10)	(11)	(12)	(13)
C201	Manufacture of basic chemicals	-	-	19,690	6,189
C202	Manufacture of other chemical products, n.e.c.	-	113	-	350,420
C210	Manufacture of pharmaceuticals, medicinal chemical and botanical products	-	-	1,269	50,843
C221	Manufacture of rubber products	-	-	-	120,364
C222	Manufacture of plastics products	9,482	-	21,799	119,021
C231	Manufacture of glass and glass products	-	-	-	1,732
C239	Manufacture of non-metallic mineral products, n.e.c.	11,985	-	-	63,429
C241	Manufacture of basic iron and steel	-	-	1,708	10,504
C242	Manufacture of basic precious and other non-ferrous metals	-	-	-	110,633
C243	Casting of metals	-	-	-	12,078
C251	Manufacture of structural metal products, tanks, reservoirs and steam generators	-	-	11	20,132
C252	Manufacture of weapons and ammunition	S	S	S	S
C259	Manufacture of other fabricated metal products; metal working service activities	-	-	-	143,414
C261	Manufacture of electronic components	5,799	-	-	2,308,945
C262	Manufacture of computers and peripheral equipment and accessories	-	-	-	123,000
C263	Manufacture of communication equipment	-	-	-	44,290
C264	Manufacture of consumer electronics	-	-	-	36,477
C265	Manufacture of measuring, testing, navigating and control equipment; watches and clocks	-	-	-	10,178
C267	Manufacture of optical instruments and photographic equipment	-	-	-	74,155
C271	Manufacture of electric motors, generators, transformers and electricity distribution and control apparatus	-	-	-	122,002
C272	Manufacture of batteries and accumulators	S	S	S	S
C273	Manufacture of wiring and wiring devices	-	-	225	58,751
C274	Manufacture of electric lighting equipment	-	-	-	5,224
C275	Manufacture of domestic appliances	-	-	-	2,638
C279	Manufacture of other electrical equipment	-	-	-	64,816

Table 4 Number of Establishments and Revenue by Type for Manufacturing Establishments by Region and Industry Group: Philippines, 2018

(Values are in thousand PhP, except number of establishments. Details may not add up to total due to rounding and/or suppression.)

Continued

2009 PSIC Code	Region / Industry Description	Revenue			
		Royalty Income	Franchise Income	Delivery Charges Separately Invoiced to Customers	Foreign Exchange Gains
		(10)	(11)	(12)	(13)
C281	Manufacture of general purpose machinery	-	-	-	664,222
C282	Manufacture of special purpose machinery	2,276	-	-	215,909
C291	Manufacture of motor vehicles	-	-	-	4,181
C292	Manufacture of bodies (coachwork) for motor vehicles; manufacture of trailers and semi-trailers	-	-	13	2,189
C293	Manufacture of parts and accessories for motor vehicles	-	180,376	-	736,085
C301	Building of ships and boats	-	-	-	-
C302	Manufacture of railway locomotive and rolling stock	S	S	S	S
C303	Manufacture of air and spacecraft and related machinery	S	S	S	S
C309	Manufacture of transport equipment, n.e.c.	-	-	-	419,009
C310	Manufacture of furniture	-	-	-	781
C321	Manufacture of jewelry, bijouterie and related articles	-	-	-	-
C322	Manufacture of musical instruments	S	S	S	S
C323	Manufacture of sports goods	-	-	-	4,590
C324	Manufacture of games and toys	-	-	-	10,472
C325	Manufacture of medical and dental instruments and supplies	-	-	-	147,468
C329	Other manufacturing, n.e.c.	-	-	-	2,081
C331	Repair of fabricated metal products, machinery and equipment	-	-	-	8,838
C332	Installation of industrial machinery and equipment	S	S	S	S
	MIMAROPA	-	-	-	3,462
C101	Processing and preserving of meat	-	-	-	-
C102	Processing and preserving of fish, crustaceans and mollusks	S	S	S	S
C103	Processing and preserving of fruits and vegetables	S	S	S	S
C104	Manufacture of vegetable and animal oils and fats	-	-	-	108
C105	Manufacture of dairy products	-	-	-	-
C106	Manufacture of grain mill products, starches and starch products	-	-	-	-
C107	Manufacture of other food products	-	-	-	-
C110	Manufacture of beverages	-	-	-	-
C131	Spinning, weaving and finishing of textiles	-	-	-	-

Table 4 Number of Establishments and Revenue by Type for Manufacturing Establishments by Region and Industry Group: Philippines, 2018

(Values are in thousand PhP, except number of establishments. Details may not add up to total due to rounding and/or suppression.)

Continued

2009 PSIC Code	Region / Industry Description	Revenue			
		Royalty Income	Franchise Income	Delivery Charges Separately Invoiced to Customers	Foreign Exchange Gains
		(10)	(11)	(12)	(13)
C141	Manufacture of wearing apparel, except fur apparel	-	-	-	-
C142	Custom tailoring and dressmaking	-	-	-	-
C151	Tanning and dressing of leather; manufacture of luggage and handbags	-	-	-	-
C161	Sawmilling and planing of wood	-	-	-	-
C162	Manufacture of products of wood, cork, straw and plaiting materials	-	-	-	-
C181	Printing and service activities related to printing	-	-	-	-
C201	Manufacture of basic chemicals	-	-	-	-
C202	Manufacture of other chemical products, n.e.c.	S	S	S	S
C210	Manufacture of pharmaceuticals, medicinal chemical and botanical products	S	S	S	S
C222	Manufacture of plastics products	-	-	-	-
C239	Manufacture of non-metallic mineral products, n.e.c.	-	-	-	-
C241	Manufacture of basic iron and steel	-	-	-	-
C242	Manufacture of basic precious and other non-ferrous metals	S	S	S	S
C259	Manufacture of other fabricated metal products; metal working service activities	-	-	-	-
C282	Manufacture of special purpose machinery	S	S	S	S
C310	Manufacture of furniture	-	-	-	3,353
C331	Repair of fabricated metal products, machinery and equipment	-	-	-	-
V – Bicol Region		874	159	18,381	6,085
C101	Processing and preserving of meat	-	-	-	-
C102	Processing and preserving of fish, crustaceans and mollusks	-	-	-	1,183
C103	Processing and preserving of fruits and vegetables	-	-	-	-
C104	Manufacture of vegetable and animal oils and fats	-	-	-	-
C105	Manufacture of dairy products	-	-	-	-
C106	Manufacture of grain mill products, starches and starch products	-	-	-	-
C107	Manufacture of other food products	-	-	-	-
C108	Manufacture of prepared animal feeds	874	159	-	-
C110	Manufacture of beverages	-	-	15,902	-
C120	Manufacture of tobacco products	S	S	S	S
C131	Spinning, weaving and finishing of textiles	-	-	-	-

Table 4 Number of Establishments and Revenue by Type for Manufacturing Establishments by Region and Industry Group: Philippines, 2018*(Values are in thousand PhP, except number of establishments. Details may not add up to total due to rounding and/or suppression.)**Continued*

2009 PSIC Code	Region / Industry Description	Revenue			
		Royalty Income	Franchise Income	Delivery Charges Separately Invoiced to Customers	Foreign Exchange Gains
		(10)	(11)	(12)	(13)
C139	Manufacture of other textiles	-	-	175	200
C141	Manufacture of wearing apparel, except fur apparel	-	-	-	-
C142	Custom tailoring and dressmaking	-	-	-	-
C151	Tanning and dressing of leather; manufacture of luggage and handbags	-	-	-	-
C152	Manufacture of footwear	-	-	-	-
C162	Manufacture of products of wood, cork, straw and plaiting materials	-	-	-	-
C170	Manufacture of paper and paper products	-	-	-	4,540
C181	Printing and service activities related to printing	-	-	-	-
C201	Manufacture of basic chemicals	-	-	-	-
C210	Manufacture of pharmaceuticals, medicinal chemical and botanical products	-	-	-	-
C231	Manufacture of glass and glass products	S	S	S	S
C239	Manufacture of non-metallic mineral products, n.e.c.	-	-	-	-
C241	Manufacture of basic iron and steel	-	-	2,260	9
C242	Manufacture of basic precious and other non-ferrous metals	S	S	S	S
C251	Manufacture of structural metal products, tanks, reservoirs and steam generators	-	-	19	-
C259	Manufacture of other fabricated metal products; metal working service activities	-	-	-	-
C281	Manufacture of general purpose machinery	-	-	-	-
C282	Manufacture of special purpose machinery	-	-	-	-
C293	Manufacture of parts and accessories for motor vehicles	-	-	-	-
C310	Manufacture of furniture	-	-	-	-
C329	Other manufacturing, n.e.c.	-	-	25	153
C331	Repair of fabricated metal products, machinery and equipment	-	-	-	-
	VI – Western Visayas	1,625	-	588	14,795
C101	Processing and preserving of meat	-	-	-	-
C102	Processing and preserving of fish, crustaceans and mollusks	-	-	-	52
C103	Processing and preserving of fruits and vegetables	S	S	S	S

Table 4 Number of Establishments and Revenue by Type for Manufacturing Establishments by Region and Industry Group: Philippines, 2018

(Values are in thousand PhP, except number of establishments. Details may not add up to total due to rounding and/or suppression.)

Continued

2009 PSIC Code	Region / Industry Description	Revenue			
		Royalty Income	Franchise Income	Delivery Charges Separately Invoiced to Custom`ers	Foreign Exchange Gains
		(10)	(11)	(12)	(13)
C104	Manufacture of vegetable and animal oils and fats	-	-	-	-
C105	Manufacture of dairy products	-	-	-	-
C106	Manufacture of grain mill products, starches and starch products	-	-	-	-
C107	Manufacture of other food products	-	-	-	14,515
C108	Manufacture of prepared animal feeds	-	-	-	-
C110	Manufacture of beverages	1,625	-	-	-
C131	Spinning, weaving and finishing of textiles	-	-	-	-
C139	Manufacture of other textiles	-	-	-	-
C141	Manufacture of wearing apparel, except fur apparel	-	-	-	-
C142	Custom tailoring and dressmaking	-	-	-	-
C161	Sawmilling and 332lanning of wood	-	-	-	-
C162	Manufacture of products of wood, cork, straw and plaiting materials	-	-	-	80
C181	Printing and service activities related to printing	-	-	-	-
C192	Manufacture of refined petroleum products	S	S	S	S
C201	Manufacture of basic chemicals	-	-	-	146
C202	Manufacture of other chemical products, n.e.c.	S	S	S	S
C210	Manufacture of pharmaceuticals, medicinal chemical and botanical products	-	-	-	-
C221	Manufacture of rubber products	-	-	-	-
C222	Manufacture of plastics products	-	-	-	-
C231	Manufacture of glass and glass products	-	-	-	-
C239	Manufacture of non-metallic mineral products, n.e.c.	-	-	-	-
C241	Manufacture of basic iron and steel	-	-	-	3
C243	Casting of metals	-	-	-	-
C251	Manufacture of structural metal products, tanks, reservoirs and steam generators	-	-	-	-
C259	Manufacture of other fabricated metal products; metal working service activities	-	-	-	-
C265	Manufacture of measuring, testing, navigating and control equipment; watches and clocks	S	S	S	S
C267	Manufacture of optical instruments and photographic equipment	S	S	S	S
C282	Manufacture of special purpose machinery	-	-	-	-

Table 4 Number of Establishments and Revenue by Type for Manufacturing Establishments by Region and Industry Group: Philippines, 2018*(Values are in thousand PhP, except number of establishments. Details may not add up to total due to rounding and/or suppression.)**Continued*

2009 PSIC Code	Region / Industry Description	Revenue			
		Royalty Income	Franchise Income	Delivery Charges Separately Invoiced to Customers	Foreign Exchange Gains
		(10)	(11)	(12)	(13)
C293	Manufacture of parts and accessories for motor vehicles	-	-	-	-
C310	Manufacture of furniture	-	-	-	-
C321	Manufacture of jewelry, bijouterie and related articles	-	-	-	-
C329	Other manufacturing, n.e.c.	-	-	-	-
C331	Repair of fabricated metal products, machinery and equipment	-	-	-	-
VII – Central Visayas		1,463	1,658	1,798	1,581,489
C101	Processing and preserving of meat	-	-	-	7
C102	Processing and preserving of fish, crustaceans and mollusks	-	-	416	23,522
C103	Processing and preserving of fruits and vegetables	-	-	-	9,350
C104	Manufacture of vegetable and animal oils and fats	-	-	-	-
C105	Manufacture of dairy products	-	-	-	-
C106	Manufacture of grain mill products, starches and starch products	-	-	-	-
C107	Manufacture of other food products	-	-	64	515
C108	Manufacture of prepared animal feeds	-	-	-	-
C110	Manufacture of beverages	-	-	-	-
C131	Spinning, weaving and finishing of textiles	-	-	-	353
C139	Manufacture of other textiles	-	-	-	1,586
C141	Manufacture of wearing apparel, except fur apparel	-	-	16	2,917
C142	Custom tailoring and dressmaking	-	-	-	-
C151	Tanning and dressing of leather; manufacture of luggage and handbags	S	S	S	S
C152	Manufacture of footwear	-	-	-	-
C161	Sawmilling and planing of wood	-	-	-	-
C162	Manufacture of products of wood, cork, straw and plaiting materials	-	-	-	8,257
C170	Manufacture of paper and paper products	-	-	-	1,151
C181	Printing and service activities related to printing	-	-	500	-
C201	Manufacture of basic chemicals	-	-	-	28,116
C202	Manufacture of other chemical products, n.e.c.	-	-	-	5,167
C210	Manufacture of pharmaceuticals, medicinal chemical and botanical products	-	-	-	10,285
C221	Manufacture of rubber products	-	-	-	31,546
C222	Manufacture of plastics products	-	-	-	2,486

Table 4 Number of Establishments and Revenue by Type for Manufacturing Establishments by Region and Industry Group: Philippines, 2018

(Values are in thousand PhP, except number of establishments. Details may not add up to total due to rounding and/or suppression.)

Continued

2009 PSIC Code	Region / Industry Description	Revenue			
		Royalty Income	Franchise Income	Delivery Charges Separately Invoiced to Customers	Foreign Exchange Gains
		(10)	(11)	(12)	(13)
C231	Manufacture of glass and glass products	-	-	-	32
C239	Manufacture of non-metallic mineral products, n.e.c.	1,463	-	629	6,181
C241	Manufacture of basic iron and steel	-	-	-	25,117
C242	Manufacture of basic precious and other non-ferrous metals	S	S	S	S
C243	Casting of metals	-	-	-	10,566
C251	Manufacture of structural metal products, tanks, reservoirs and steam generators	-	-	-	9,497
C252	Manufacture of weapons and ammunition	S	S	S	S
C259	Manufacture of other fabricated metal products; metal working service activities	-	-	-	42,795
C261	Manufacture of electronic components	-	-	-	134,076
C262	Manufacture of computers and peripheral equipment and accessories	S	S	S	S
C263	Manufacture of communication equipment	S	S	S	S
C264	Manufacture of consumer electronics	-	-	-	44,526
C265	Manufacture of measuring, testing, navigating and control equipment; watches and clocks	-	-	-	567
C267	Manufacture of optical instruments and photographic equipment	-	1,658	144	21,862
C271	Manufacture of electric motors, generators, transformers and electricity distribution and control apparatus	-	-	-	16,649
C273	Manufacture of wiring and wiring devices	S	S	S	S
C274	Manufacture of electric lighting equipment	-	-	-	36
C275	Manufacture of domestic appliances	S	S	S	S
C279	Manufacture of other electrical equipment	S	S	S	S
C281	Manufacture of general purpose machinery	-	-	-	31,448
C282	Manufacture of special purpose machinery	-	-	-	269
C291	Manufacture of motor vehicles	-	-	-	-
C293	Manufacture of parts and accessories for motor vehicles	-	-	-	569
C301	Building of ships and boats	-	-	-	911,895
C309	Manufacture of transport equipment, n.e.c.	-	-	-	-
C310	Manufacture of furniture	-	-	28	109,858

Table 4 Number of Establishments and Revenue by Type for Manufacturing Establishments by Region and Industry Group: Philippines, 2018

(Values are in thousand PhP, except number of establishments. Details may not add up to total due to rounding and/or suppression.)

Continued

2009 PSIC Code	Region / Industry Description	Revenue			
		Royalty Income	Franchise Income	Delivery Charges Separately Invoiced to Customers	Foreign Exchange Gains
		(10)	(11)	(12)	(13)
C321	Manufacture of jewelry, bijouterie and related articles	-	-	-	5,903
C322	Manufacture of musical instruments	S	S	S	S
C323	Manufacture of sports goods	S	S	S	S
C324	Manufacture of games and toys	S	S	S	S
C325	Manufacture of medical and dental instruments and supplies	-	-	-	35,407
C329	Other manufacturing, n.e.c.	-	-	-	2,665
C331	Repair of fabricated metal products, machinery and equipment	-	-	-	-
	VIII – Eastern Visayas	-	-	4,278	16,856
C101	Processing and preserving of meat	S	S	S	S
C102	Processing and preserving of fish, crustaceans and mollusks	-	-	-	-
C103	Processing and preserving of fruits and vegetables	-	-	-	-
C104	Manufacture of vegetable and animal oils and fats	-	-	-	8,198
C105	Manufacture of dairy products	S	S	S	S
C106	Manufacture of grain mill products, starches and starch products	-	-	-	-
C107	Manufacture of other food products	-	-	-	-
C110	Manufacture of beverages	-	-	4,239	-
C131	Spinning, weaving and finishing of textiles	-	-	-	-
C139	Manufacture of other textiles	S	S	S	S
C141	Manufacture of wearing apparel, except fur apparel	-	-	-	-
C142	Custom tailoring and dressmaking	-	-	-	-
C162	Manufacture of products of wood, cork, straw and plaiting materials	-	-	-	-
C170	Manufacture of paper and paper products	-	-	-	7,099
C181	Printing and service activities related to printing	-	-	-	-
C201	Manufacture of basic chemicals	-	-	-	-
C210	Manufacture of pharmaceuticals, medicinal chemical and botanical products	S	S	S	S
C222	Manufacture of plastics products	-	-	-	-
C231	Manufacture of glass and glass products	-	-	-	-
C239	Manufacture of non-metallic mineral products, n.e.c.	-	-	-	-
C241	Manufacture of basic iron and steel	-	-	-	-
C242	Manufacture of basic precious and other non-ferrous metals	S	S	S	S

Table 4 Number of Establishments and Revenue by Type for Manufacturing Establishments by Region and Industry Group: Philippines, 2018

(Values are in thousand PhP, except number of establishments. Details may not add up to total due to rounding and/or suppression.)

Continued

2009 PSIC Code	Region / Industry Description	Revenue			
		Royalty Income	Franchise Income	Delivery Charges Separately Invoiced to Customers	Foreign Exchange Gains
		(10)	(11)	(12)	(13)
C243	Casting of metals	S	S	S	S
C251	Manufacture of structural metal products, tanks, reservoirs and steam generators	-	-	-	-
C259	Manufacture of other fabricated metal products; metal working service activities	-	-	-	-
C273	Manufacture of wiring and wiring devices	S	S	S	S
C282	Manufacture of special purpose machinery	S	S	S	S
C310	Manufacture of furniture	-	-	-	-
C321	Manufacture of jewelry, bijouterie and related articles	-	-	-	-
C329	Other manufacturing, n.e.c.	-	-	40	-
C331	Repair of fabricated metal products, machinery and equipment	-	-	-	1,559
	IX – Zamboanga Peninsula	-	-	-	2,983
C101	Processing and preserving of meat	-	-	-	-
C102	Processing and preserving of fish, crustaceans and mollusks	-	-	-	2,971
C104	Manufacture of vegetable and animal oils and fats	-	-	-	-
C105	Manufacture of dairy products	-	-	-	-
C106	Manufacture of grain mill products, starches and starch products	-	-	-	-
C107	Manufacture of other food products	-	-	-	-
C108	Manufacture of prepared animal feeds	S	S	S	S
C110	Manufacture of beverages	-	-	-	-
C139	Manufacture of other textiles	S	S	S	S
C142	Custom tailoring and dressmaking	-	-	-	-
C161	Sawmilling and planing of wood	-	-	-	-
C162	Manufacture of products of wood, cork, straw and plaiting materials	S	S	S	S
C181	Printing and service activities related to printing	-	-	-	-
C221	Manufacture of rubber products	-	-	-	-
C222	Manufacture of plastics products	-	-	-	-
C231	Manufacture of glass and glass products	-	-	-	-
C239	Manufacture of non-metallic mineral products, n.e.c.	-	-	-	-
C241	Manufacture of basic iron and steel	-	-	-	4
C251	Manufacture of structural metal products, tanks, reservoirs and steam generators	-	-	-	-

Table 4 Number of Establishments and Revenue by Type for Manufacturing Establishments by Region and Industry Group: Philippines, 2018*(Values are in thousand PhP, except number of establishments. Details may not add up to total due to rounding and/or suppression.)**Continued*

2009 PSIC Code	Region / Industry Description	Revenue			
		Royalty Income	Franchise Income	Delivery Charges Separately Invoiced to Customers	Foreign Exchange Gains
		(10)	(11)	(12)	(13)
C259	Manufacture of other fabricated metal products; metal working service activities	-	-	-	-
C310	Manufacture of furniture	-	-	-	-
C321	Manufacture of jewelry, bijouterie and related articles	S	S	S	S
C329	Other manufacturing, n.e.c.	-	-	-	-
C331	Repair of fabricated metal products, machinery and equipment	-	-	-	-
	X – Northern Mindanao	501	-	1,838	487,196
C101	Processing and preserving of meat	-	-	-	-
C102	Processing and preserving of fish, crustaceans and mollusks	S	S	S	S
C103	Processing and preserving of fruits and vegetables	-	-	-	220,265
C104	Manufacture of vegetable and animal oils and fats	501	-	-	6,748
C105	Manufacture of dairy products	-	-	-	-
C106	Manufacture of grain mill products, starches and starch products	-	-	-	125,137
C107	Manufacture of other food products	-	-	-	132
C108	Manufacture of prepared animal feeds	-	-	-	103,852
C110	Manufacture of beverages	-	-	-	155
C131	Spinning, weaving and finishing of textiles	-	-	-	-
C139	Manufacture of other textiles	-	-	-	-
C141	Manufacture of wearing apparel, except fur apparel	-	-	-	-
C142	Custom tailoring and dressmaking	-	-	-	-
C152	Manufacture of footwear	-	-	-	-
C161	Sawmilling and planing of wood	-	-	-	-
C162	Manufacture of products of wood, cork, straw and plaiting materials	-	-	-	-
C170	Manufacture of paper and paper products	-	-	-	7,932
C181	Printing and service activities related to printing	-	-	-	-
C192	Manufacture of refined petroleum products	-	-	-	-
C201	Manufacture of basic chemicals	-	-	-	943
C202	Manufacture of other chemical products, n.e.c.	-	-	-	21,575
C210	Manufacture of pharmaceuticals, medicinal chemical and botanical products	S	S	S	S
C221	Manufacture of rubber products	S	S	S	S
C222	Manufacture of plastics products	-	-	-	32

Table 4 Number of Establishments and Revenue by Type for Manufacturing Establishments by Region and Industry Group: Philippines, 2018

(Values are in thousand PhP, except number of establishments. Details may not add up to total due to rounding and/or suppression.)

Continued

2009 PSIC Code	Region / Industry Description	Revenue			
		Royalty Income	Franchise Income	Delivery Charges Separately Invoiced to Custom`ers	Foreign Exchange Gains
		(10)	(11)	(12)	(13)
C231	Manufacture of glass and glass products	-	-	-	-
C239	Manufacture of non-metallic mineral products, n.e.c.	-	-	1,838	-
C241	Manufacture of basic iron and steel	-	-	-	8
C243	Casting of metals	-	-	-	-
C251	Manufacture of structural metal products, tanks, reservoirs and steam generators	-	-	-	-
C259	Manufacture of other fabricated metal products; metal working service activities	-	-	-	-
C264	Manufacture of consumer electronics	S	S	S	S
C271	Manufacture of electric motors, generators, transformers and electricity distribution and control apparatus	S	S	S	S
C281	Manufacture of general purpose machinery	S	S	S	S
C282	Manufacture of special purpose machinery	S	S	S	S
C291	Manufacture of motor vehicles	-	-	-	-
C293	Manufacture of parts and accessories for motor vehicles	-	-	-	-
C310	Manufacture of furniture	-	-	-	-
C321	Manufacture of jewelry, bijouterie and related articles	S	S	S	S
C324	Manufacture of games and toys	S	S	S	S
C329	Other manufacturing, n.e.c.	S	S	S	S
C331	Repair of fabricated metal products, machinery and equipment	-	-	-	-
XI – Davao Region		-	-	6,645	70,410
C101	Processing and preserving of meat	-	-	-	-
C102	Processing and preserving of fish, crustaceans and mollusks	-	-	-	-
C103	Processing and preserving of fruits and vegetables	-	-	-	-
C104	Manufacture of vegetable and animal oils and fats	-	-	-	-
C105	Manufacture of dairy products	-	-	-	-
C106	Manufacture of grain mill products, starches and starch products	-	-	-	-
C107	Manufacture of other food products	-	-	-	453
C108	Manufacture of prepared animal feeds	-	-	-	-
C110	Manufacture of beverages	-	-	-	22
C120	Manufacture of tobacco products	S	S	S	S
C139	Manufacture of other textiles	-	-	-	6

Table 4 Number of Establishments and Revenue by Type for Manufacturing Establishments by Region and Industry Group: Philippines, 2018

(Values are in thousand PhP, except number of establishments. Details may not add up to total due to rounding and/or suppression.)

Continued

2009 PSIC Code	Region / Industry Description	Revenue			
		Royalty Income	Franchise Income	Delivery Charges Separately Invoiced to Customers	Foreign Exchange Gains
		(10)	(11)	(12)	(13)
C141	Manufacture of wearing apparel, except fur apparel	-	-	-	-
C142	Custom tailoring and dressmaking	-	-	-	-
C152	Manufacture of footwear	-	-	-	-
C161	Sawmilling and planing of wood	-	-	-	-
C162	Manufacture of products of wood, cork, straw and plaiting materials	-	-	-	797
C170	Manufacture of paper and paper products	-	-	-	42,899
C181	Printing and service activities related to printing	-	-	6,038	-
C192	Manufacture of refined petroleum products	S	S	S	S
C201	Manufacture of basic chemicals	-	-	-	-
C202	Manufacture of other chemical products, n.e.c.	-	-	-	25,829
C210	Manufacture of pharmaceuticals, medicinal chemical and botanical products	-	-	-	-
C221	Manufacture of rubber products	-	-	-	-
C222	Manufacture of plastics products	-	-	-	275
C231	Manufacture of glass and glass products	-	-	-	-
C239	Manufacture of non-metallic mineral products, n.e.c.	-	-	172	-
C241	Manufacture of basic iron and steel	-	-	-	-
C242	Manufacture of basic precious and other non-ferrous metals	-	-	-	25
C243	Casting of metals	S	S	S	S
C251	Manufacture of structural metal products, tanks, reservoirs and steam generators	-	-	-	-
C252	Manufacture of weapons and ammunition	S	S	S	S
C259	Manufacture of other fabricated metal products; metal working service activities	-	-	435	-
C265	Manufacture of measuring, testing, navigating and control equipment; watches and clocks	S	S	S	S
C271	Manufacture of electric motors, generators, transformers and electricity distribution and control apparatus	S	S	S	S
C275	Manufacture of domestic appliances	-	-	-	-
C281	Manufacture of general purpose machinery	-	-	-	-
C282	Manufacture of special purpose machinery	-	-	-	-
C291	Manufacture of motor vehicles	S	S	S	S

Table 4 Number of Establishments and Revenue by Type for Manufacturing Establishments by Region and Industry Group:
Philippines, 2018

(Values are in thousand PhP, except number of establishments. Details may not add up to total due to rounding and/or suppression.)

Continued

2009 PSIC Code	Region / Industry Description	Revenue			
		Royalty Income	Franchise Income	Delivery Charges Separately Invoiced to Custom`ers	Foreign Exchange Gains
		(10)	(11)	(12)	(13)
C293	Manufacture of parts and accessories for motor vehicles	-	-	-	-
C301	Building of ships and boats	S	S	S	S
C310	Manufacture of furniture	-	-	-	-
C321	Manufacture of jewelry, bijouterie and related articles	-	-	-	-
C329	Other manufacturing, n.e.c.	-	-	-	104
C331	Repair of fabricated metal products, machinery and equipment	-	-	-	-
	XII – SOCCSKSARGEN	-	-	1,346	251,553
C101	Processing and preserving of meat	-	-	-	63
C102	Processing and preserving of fish, crustaceans and mollusks	-	-	-	165,092
C103	Processing and preserving of fruits and vegetables	S	S	S	S
C104	Manufacture of vegetable and animal oils and fats	-	-	-	60,176
C105	Manufacture of dairy products	-	-	80	-
C106	Manufacture of grain mill products, starches and starch products	-	-	-	-
C107	Manufacture of other food products	-	-	175	-
C108	Manufacture of prepared animal feeds	-	-	-	-
C110	Manufacture of beverages	-	-	-	-
C131	Spinning, weaving and finishing of textiles	-	-	-	-
C139	Manufacture of other textiles	-	-	-	-
C141	Manufacture of wearing apparel, except fur apparel	-	-	-	-
C142	Custom tailoring and dressmaking	-	-	-	-
C161	Sawmilling and planing of wood	-	-	-	-
C162	Manufacture of products of wood, cork, straw and plaiting materials	-	-	-	-
C170	Manufacture of paper and paper products	-	-	-	3,028
C181	Printing and service activities related to printing	-	-	-	709
C192	Manufacture of refined petroleum products	S	S	S	S
C201	Manufacture of basic chemicals	-	-	-	348
C202	Manufacture of other chemical products, n.e.c.	S	S	S	S
C221	Manufacture of rubber products	S	S	S	S
C222	Manufacture of plastics products	S	S	S	S
C231	Manufacture of glass and glass products	S	S	S	S
C239	Manufacture of non-metallic mineral products, n.e.c.	-	-	-	-

Table 4 Number of Establishments and Revenue by Type for Manufacturing Establishments by Region and Industry Group: Philippines, 2018

(Values are in thousand PhP, except number of establishments. Details may not add up to total due to rounding and/or suppression.)

Continued

2009 PSIC Code	Region / Industry Description	Revenue			
		Royalty Income	Franchise Income	Delivery Charges Separately Invoiced to Customers	Foreign Exchange Gains
		(10)	(11)	(12)	(13)
C241	Manufacture of basic iron and steel	-	-	1,092	-
C243	Casting of metals	S	S	S	S
C251	Manufacture of structural metal products, tanks, reservoirs and steam generators	-	-	-	-
C259	Manufacture of other fabricated metal products; metal working service activities	-	-	-	22,075
C301	Building of ships and boats	S	S	S	S
C310	Manufacture of furniture	-	-	-	-
C323	Manufacture of sports goods	S	S	S	S
C331	Repair of fabricated metal products, machinery and equipment	-	-	-	60
	XIII – Caraga	-	-	164	9,243
C101	Processing and preserving of meat	-	-	-	-
C102	Processing and preserving of fish, crustaceans and mollusks	S	S	S	S
C103	Processing and preserving of fruits and vegetables	S	S	S	S
C104	Manufacture of vegetable and animal oils and fats	-	-	-	189
C106	Manufacture of grain mill products, starches and starch products	-	-	-	-
C107	Manufacture of other food products	-	-	-	1,319
C108	Manufacture of prepared animal feeds	-	-	-	-
C110	Manufacture of beverages	-	-	-	-
C139	Manufacture of other textiles	-	-	-	-
C141	Manufacture of wearing apparel, except fur apparel	-	-	-	-
C142	Custom tailoring and dressmaking	-	-	-	-
C161	Sawmilling and planing of wood	-	-	-	-
C162	Manufacture of products of wood, cork, straw and plaiting materials	-	-	-	-
C181	Printing and service activities related to printing	-	-	-	-
C201	Manufacture of basic chemicals	S	S	S	S
C202	Manufacture of other chemical products, n.e.c.	-	-	-	-
C231	Manufacture of glass and glass products	S	S	S	S
C239	Manufacture of non-metallic mineral products, n.e.c.	-	-	164	-
C241	Manufacture of basic iron and steel	-	-	-	-
C242	Manufacture of basic precious and other non-ferrous metals	S	S	S	S

Table 4 Number of Establishments and Revenue by Type for Manufacturing Establishments by Region and Industry Group: Philippines, 2018

(Values are in thousand PhP, except number of establishments. Details may not add up to total due to rounding and/or suppression.)

Continued

2009 PSIC Code	Region / Industry Description	Revenue			
		Royalty Income	Franchise Income	Delivery Charges Separately Invoiced to Custom`ers	Foreign Exchange Gains
		(10)	(11)	(12)	(13)
C259	Manufacture of other fabricated metal products; metal working service activities	-	-	-	-
C275	Manufacture of domestic appliances	-	-	-	-
C301	Building of ships and boats	S	S	S	S
C309	Manufacture of transport equipment, n.e.c.	-	-	-	-
C310	Manufacture of furniture	-	-	-	-
C321	Manufacture of jewelry, bijouterie and related articles	-	-	-	-
C324	Manufacture of games and toys	-	-	-	-
C329	Other manufacturing, n.e.c.	-	-	-	-
C331	Repair of fabricated metal products, machinery and equipment	-	-	-	-
	Autonomous Region in Muslim Mindanao	-	-	-	118
C104	Manufacture of vegetable and animal oils and fats	S	S	S	S
C106	Manufacture of grain mill products, starches and starch products	-	-	-	-
C107	Manufacture of other food products	-	-	-	-
C108	Manufacture of prepared animal feeds	-	-	-	-
C110	Manufacture of beverages	-	-	-	-
C142	Custom tailoring and dressmaking	-	-	-	-
C181	Printing and service activities related to printing	-	-	-	-
C221	Manufacture of rubber products	S	S	S	S
C239	Manufacture of non-metallic mineral products, n.e.c.	-	-	-	-
C251	Manufacture of structural metal products, tanks, reservoirs and steam generators	-	-	-	-
C310	Manufacture of furniture	-	-	-	-

Table 4 Number of Establishments and Revenue by Type for Manufacturing Establishments by Region and Industry Group: Philippines, 2018

(Values are in thousand PhP, except number of establishments. Details may not add up to total due to rounding and/or suppression.)

Continued

2009 PSIC Code	Region / Industry Description	Revenue			
		Gain from Sale of Assets	Gain Resulting from the Change in the Fair Value of Assets, Inventories	Gain from Sale of Investment Assets and Marketable Securities	Other Income
		(14)	(15)	(16)	(17)
	Philippines	2,708,715	2,869,089	2,054,078	23,955,120
C101	Processing and preserving of meat	22	2,710	-	432,859
C102	Processing and preserving of fish, crustaceans and mollusks	9,719	-	619	1,880,390
C103	Processing and preserving of fruits and vegetables	17,127	2,661,197	-	500,903
C104	Manufacture of vegetable and animal oils and fats	49,834	11,686	8,451	194,431
C105	Manufacture of dairy products	4,390	-	-	-414,834
C106	Manufacture of grain mill products, starches and starch products	23,824	4,216	-	208,404
C107	Manufacture of other food products	790,414	73,309	51,560	3,562,527
C108	Manufacture of prepared animal feeds	57,155	6,310	96,697	253,010
C110	Manufacture of beverages	120,181	-	2,963	1,950,147
C120	Manufacture of tobacco products	11,854	-	146	789,492
C131	Spinning, weaving and finishing of textiles	3,267	-	13	125,404
C139	Manufacture of other textiles	32,390	-	1,967	13,370
C141	Manufacture of wearing apparel, except fur apparel	39,192	219	439	68,594
C142	Custom tailoring and dressmaking	-	-	-	2,031
C143	Manufacture of knitted and crocheted apparel	81,676	-	-	1,300
C151	Tanning and dressing of leather; manufacture of luggage and handbags	2,494	60	91	60,103
C152	Manufacture of footwear	1,949	-	-	435
C161	Sawmilling and planing of wood	2,550	-	-	35,771
C162	Manufacture of products of wood, cork, straw and plaiting materials	2,400	-	-	18,860
C170	Manufacture of paper and paper products	3,287	-	7,628	150,793
C181	Printing and service activities related to printing	59,424	8,876	-	502,013
C182	Reproduction of recorded media	2,103	-	-	4,744
C192	Manufacture of refined petroleum products	181	-	-	-
C199	Manufacture of other fuel products	74	-	-	1,805
C201	Manufacture of basic chemicals	5,871	33,276	1,300	1,565,407
C202	Manufacture of other chemical products, n.e.c.	32,141	457	60,989	607,581
C203	Manufacture of man-made fibers	S	S	S	S
C210	Manufacture of pharmaceuticals, medicinal chemical and botanical products	162,418	-	-	1,174,279
C210	Manufacture of pharmaceuticals, medicinal chemical and botanical products	162,418	-	-	1,174,279
C221	Manufacture of rubber products	6,148	-	3,915	2,117,352
C222	Manufacture of plastics products	83,610	35,544	4,001	245,917
C231	Manufacture of glass and glass products	-	-	-	168,659

Table 4 Number of Establishments and Revenue by Type for Manufacturing Establishments by Region and Industry Group: Philippines, 2018

(Values are in thousand PhP, except number of establishments. Details may not add up to total due to rounding and/or suppression.)

Continued

2009 PSIC Code	Region / Industry Description	Revenue			
		Gain from Sale of Assets	Gain Resulting from the Change in the Fair Value of Assets, Inventories	Gain from Sale of Investment Assets and Marketable Securities	Other Income
		(14)	(15)	(16)	(17)
C239	Manufacture of non-metallic mineral products, n.e.c.	69,210	-	443,719	587,477
C241	Manufacture of basic iron and steel	42,870	3,492	42,272	57,428
C242	Manufacture of basic precious and other non-ferrous metals	3,090	157	41	2,666,143
C243	Casting of metals	194	-	-	2,215
C251	Manufacture of structural metal products, tanks, reservoirs and steam generators	2,937	78	18	30,940
C252	Manufacture of weapons and ammunition	-	-	-	2,203
C259	Manufacture of other fabricated metal products; metal working service activities	10,525	150	1,061,364	595,443
C261	Manufacture of electronic components	412,287	8,087	-	1,425,906
C262	Manufacture of computers and peripheral equipment and accessories	26,274	50	27,854	88,197
C263	Manufacture of communication equipment	370	-	-	2,208
C264	Manufacture of consumer electronics	1,414	-	-	18,459
C265	Manufacture of measuring, testing, navigating and control equipment; watches and clocks	858	-	-	2,489
C267	Manufacture of optical instruments and photographic equipment	12,918	2,088	-	14,228
C271	Manufacture of electric motors, generators, transformers and electricity distribution and control apparatus	194,360	-	-	18,017
C272	Manufacture of batteries and accumulators	-	-	-	12,385
C273	Manufacture of wiring and wiring devices	696	-	-	14,345
C274	Manufacture of electric lighting equipment	607	-	-	30,782
C275	Manufacture of domestic appliances	-	27	-	29,303
C279	Manufacture of other electrical equipment	402	-	-	96,937
C281	Manufacture of general purpose machinery	25,627	38	-	129,339
C282	Manufacture of special purpose machinery	762	-	-	72,250
C291	Manufacture of motor vehicles	123,253	-	-	52,371
C292	Manufacture of bodies (coachwork) for motor vehicles; manufacture of trailers and semi-trailers	5,334	-	2,600	8,242
C293	Manufacture of parts and accessories for motor vehicles	102,569	2	213,754	839,003
C301	Building of ships and boats	831	-	-	220,171
C302	Manufacture of railway locomotive and rolling stock	S	S	S	S
C303	Manufacture of air and spacecraft and related machinery	554	13,038	-	11,533
C309	Manufacture of transport equipment, n.e.c.	5,984	2,597	216	177,888
C310	Manufacture of furniture	928	-	16,767	96,768

Table 4 Number of Establishments and Revenue by Type for Manufacturing Establishments by Region and Industry Group: Philippines, 2018*(Values are in thousand PhP, except number of establishments. Details may not add up to total due to rounding and/or suppression.)**Continued*

2009 PSIC Code	Region / Industry Description	Revenue			
		Gain from Sale of Assets	Gain Resulting from the Change in the Fair Value of Assets, Inventories	Gain from Sale of Investment Assets and Marketable Securities	Other Income
		(14)	(15)	(16)	(17)
C321	Manufacture of jewelry, bijouterie and related articles	1,443	-	-	2,139
C322	Manufacture of musical instruments	-	-	-	-
C323	Manufacture of sports goods	183	-	484	11,443
C324	Manufacture of games and toys	2,003	500	500	4,462
C325	Manufacture of medical and dental instruments and supplies	47,519	-	-	284,086
C329	Other manufacturing, n.e.c.	107	924	-	7,996
C331	Repair of fabricated metal products, machinery and equipment	6,910	-	3,713	120,575
C332	Installation of industrial machinery and equipment	-	-	-	-
	National Capital Region	492,595	201,153	1,083,801	5,665,314
C101	Processing and preserving of meat	22	-	-	32,176
C102	Processing and preserving of fish, crustaceans and mollusks	-	-	200	639,381
C103	Processing and preserving of fruits and vegetables	8,025	190,297	-	227,898
C104	Manufacture of vegetable and animal oils and fats	2,513	-	-	155,828
C105	Manufacture of dairy products	4,372	-	-	101,862
C106	Manufacture of grain mill products, starches and starch products	20,620	-	-	45,714
C107	Manufacture of other food products	205,835	-	41,544	1,988,730
C108	Manufacture of prepared animal feeds	15,927	-	19,119	3,047
C110	Manufacture of beverages	2,354	-	702	2,892
C120	Manufacture of tobacco products	7,295	-	146	522,486
C131	Spinning, weaving and finishing of textiles	-	-	-	81
C139	Manufacture of other textiles	32,390	-	-	5,786
C141	Manufacture of wearing apparel, except fur apparel	687	-	-	1,722
C142	Custom tailoring and dressmaking	-	-	-	-
C143	Manufacture of knitted and crocheted apparel	524	-	-	298
C151	Tanning and dressing of leather; manufacture of luggage and handbags	-	-	-	288
C152	Manufacture of footwear	-	-	-	-
C161	Sawmilling and planing of wood	-	-	-	-
C162	Manufacture of products of wood, cork, straw and plaiting materials	-	-	-	91
C170	Manufacture of paper and paper products	-	-	1,801	279
C181	Printing and service activities related to printing	56,737	8,876	-	56,552
C192	Manufacture of refined petroleum products	-	-	-	-
C199	Manufacture of other fuel products	S	S	S	S
C201	Manufacture of basic chemicals	610	1,953	-	4,676

Table 4 Number of Establishments and Revenue by Type for Manufacturing Establishments by Region and Industry Group: Philippines, 2018

(Values are in thousand PhP, except number of establishments. Details may not add up to total due to rounding and/or suppression.)

Continued

2009 PSIC Code	Region / Industry Description	Revenue			
		Gain from Sale of Assets	Gain Resulting from the Change in the Fair Value of Assets, Inventories	Gain from Sale of Investment Assets and Marketable Securities	Other Income
		(14)	(15)	(16)	(17)
C202	Manufacture of other chemical products, n.e.c.	17,920	-	60,989	350,131
C203	Manufacture of man-made fibers	S	S	S	S
C210	Manufacture of pharmaceuticals, medicinal chemical and botanical products	45,816	-	-	777,801
C221	Manufacture of rubber products	-	-	-	-
C222	Manufacture of plastics products	223	-	-	33,834
C231	Manufacture of glass and glass products	-	-	-	-
C239	Manufacture of non-metallic mineral products, n.e.c.	-	-	-	9,743
C241	Manufacture of basic iron and steel	41,451	-	-	7,402
C242	Manufacture of basic precious and other non-ferrous metals	408	-	-	410
C243	Casting of metals	-	-	-	-
C251	Manufacture of structural metal products, tanks, reservoirs and steam generators	1,001	-	-	11,055
C252	Manufacture of weapons and ammunition	-	-	-	1,095
C259	Manufacture of other fabricated metal products; metal working service activities	17	-	959,300	219,369
C261	Manufacture of electronic components	2,392	-	-	84,025
C262	Manufacture of computers and peripheral equipment and accessories	S	S	S	S
C264	Manufacture of consumer electronics	-	-	-	3,338
C265	Manufacture of measuring, testing, navigating and control equipment; watches and clocks	-	-	-	-
C267	Manufacture of optical instruments and photographic equipment	S	S	S	S
C271	Manufacture of electric motors, generators, transformers and electricity distribution and control apparatus	-	-	-	57
C272	Manufacture of batteries and accumulators	S	S	S	S
C273	Manufacture of wiring and wiring devices	-	-	-	4,206
C274	Manufacture of electric lighting equipment	10	-	-	-
C275	Manufacture of domestic appliances	-	27	-	26,263
C279	Manufacture of other electrical equipment	-	-	-	-
C281	Manufacture of general purpose machinery	21,603	-	-	24,542
C282	Manufacture of special purpose machinery	-	-	-	5,903
C291	Manufacture of motor vehicles	-	-	-	-
C292	Manufacture of bodies (coachwork) for motor vehicles; manufacture of trailers and semi-trailers	-	-	-	8,139
C293	Manufacture of parts and accessories for motor vehicles	1,257	-	-	182,127
C301	Building of ships and boats	-	-	-	1,901

Table 4 Number of Establishments and Revenue by Type for Manufacturing Establishments by Region and Industry Group: Philippines, 2018

(Values are in thousand PhP, except number of establishments. Details may not add up to total due to rounding and/or suppression.)

Continued

2009 PSIC Code	Region / Industry Description	Revenue			
		Gain from Sale of Assets	Gain Resulting from the Change in the Fair Value of Assets, Inventories	Gain from Sale of Investment Assets and Marketable Securities	Other Income
		(14)	(15)	(16)	(17)
C303	Manufacture of air and spacecraft and related machinery	S	S	S	S
C309	Manufacture of transport equipment, n.e.c.	1,138	-	-	6,248
C310	Manufacture of furniture	-	-	-	16,504
C321	Manufacture of jewelry, bijouterie and related articles	1,358	-	-	-
C322	Manufacture of musical instruments	S	S	S	S
C323	Manufacture of sports goods	-	-	-	59
C324	Manufacture of games and toys	-	-	-	-
C325	Manufacture of medical and dental instruments and supplies	-	-	-	-
C329	Other manufacturing, n.e.c.	18	-	-	995
C331	Repair of fabricated metal products, machinery and equipment	-	-	-	98,826
C332	Installation of industrial machinery and equipment	-	-	-	-
	Cordillera Administrative Region	57,980	234	-	7,401
C101	Processing and preserving of meat	-	-	-	-
C102	Processing and preserving of fish, crustaceans and mollusks	-	-	-	-
C103	Processing and preserving of fruits and vegetables	-	-	-	3
C105	Manufacture of dairy products	S	S	S	S
C106	Manufacture of grain mill products, starches and starch products	-	234	-	215
C107	Manufacture of other food products	-	-	-	1
C110	Manufacture of beverages	-	-	-	-
C131	Spinning, weaving and finishing of textiles	-	-	-	53
C139	Manufacture of other textiles	-	-	-	-
C141	Manufacture of wearing apparel, except fur apparel	S	S	S	S
C142	Custom tailoring and dressmaking	-	-	-	-
C162	Manufacture of products of wood, cork, straw and plaiting materials	-	-	-	-
C181	Printing and service activities related to printing	-	-	-	-
C201	Manufacture of basic chemicals	-	-	-	-
C221	Manufacture of rubber products	-	-	-	-
C222	Manufacture of plastics products	S	S	S	S
C231	Manufacture of glass and glass products	S	S	S	S
C239	Manufacture of non-metallic mineral products, n.e.c.	-	-	-	-
C241	Manufacture of basic iron and steel	-	-	-	-
C251	Manufacture of structural metal products, tanks, reservoirs and steam generators	-	-	-	-

Table 4 Number of Establishments and Revenue by Type for Manufacturing Establishments by Region and Industry Group: Philippines, 2018*(Values are in thousand PhP, except number of establishments. Details may not add up to total due to rounding and/or suppression.)**Continued*

2009 PSIC Code	Region / Industry Description	Revenue			
		Gain from Sale of Assets	Gain Resulting from the Change in the Fair Value of Assets, Inventories	Gain from Sale of Investment Assets and Marketable Securities	Other Income
		(14)	(15)	(16)	(17)
C259	Manufacture of other fabricated metal products; metal working service activities	-	-	-	-
C261	Manufacture of electronic components	S	S	S	S
C303	Manufacture of air and spacecraft and related machinery	S	S	S	S
C310	Manufacture of furniture	-	-	-	-
C321	Manufacture of jewelry, bijouterie and related articles	S	S	S	S
I – Ilocos Region		2,581	65	17	91,822
C101	Processing and preserving of meat	-	-	-	-
C102	Processing and preserving of fish, crustaceans and mollusks	-	-	-	1,393
C103	Processing and preserving of fruits and vegetables	-	-	-	569
C105	Manufacture of dairy products	S	S	S	S
C106	Manufacture of grain mill products, starches and starch products	-	-	-	2,152
C107	Manufacture of other food products	45	-	-	2,157
C108	Manufacture of prepared animal feeds	-	-	-	-
C110	Manufacture of beverages	-	-	-	-
C120	Manufacture of tobacco products	S	S	S	S
C131	Spinning, weaving and finishing of textiles	-	-	-	-
C141	Manufacture of wearing apparel, except fur apparel	-	-	-	-
C142	Custom tailoring and dressmaking	-	-	-	-
C152	Manufacture of footwear	-	-	-	-
C162	Manufacture of products of wood, cork, straw and plaiting materials	-	-	-	-
C170	Manufacture of paper and paper products	-	-	-	85
C181	Printing and service activities related to printing	-	-	-	19,014
C201	Manufacture of basic chemicals	-	-	-	237
C210	Manufacture of pharmaceuticals, medicinal chemical and botanical products	S	S	S	S
C221	Manufacture of rubber products	-	-	-	-
C231	Manufacture of glass and glass products	-	-	-	-
C239	Manufacture of non-metallic mineral products, n.e.c.	2,536	-	-	65,612
C241	Manufacture of basic iron and steel	-	33	9	242
C251	Manufacture of structural metal products, tanks, reservoirs and steam generators	-	31	8	227
C259	Manufacture of other fabricated metal products; metal working service activities	-	-	-	-
C273	Manufacture of wiring and wiring devices	S	S	S	S
C282	Manufacture of special purpose machinery	S	S	S	S

Table 4 Number of Establishments and Revenue by Type for Manufacturing Establishments by Region and Industry Group: Philippines, 2018

(Values are in thousand PhP, except number of establishments. Details may not add up to total due to rounding and/or suppression.)

Continued

2009 PSIC Code	Region / Industry Description	Revenue			
		Gain from Sale of Assets	Gain Resulting from the Change in the Fair Value of Assets, Inventories	Gain from Sale of Investment Assets and Marketable Securities	Other Income
		(14)	(15)	(16)	(17)
C292	Manufacture of bodies (coachwork) for motor vehicles; manufacture of trailers and semi-trailers	-	-	-	-
C293	Manufacture of parts and accessories for motor vehicles	-	-	-	-
C309	Manufacture of transport equipment, n.e.c.	-	-	-	-
C321	Manufacture of jewelry, bijouterie and related articles	S	S	S	S
C324	Manufacture of games and toys	S	S	S	S
C329	Other manufacturing, n.e.c.	-	-	-	-
C331	Repair of fabricated metal products, machinery and equipment	-	-	-	-
	II – Cagayan Valley	1,500	60	91	117,236
C101	Processing and preserving of meat	-	-	-	23,479
C102	Processing and preserving of fish, crustaceans and mollusks	-	-	-	-
C103	Processing and preserving of fruits and vegetables	-	-	-	-
C104	Manufacture of vegetable and animal oils and fats	S	S	S	S
C105	Manufacture of dairy products	18	-	-	137
C106	Manufacture of grain mill products, starches and starch products	-	-	-	8,988
C107	Manufacture of other food products	-	-	-	69
C108	Manufacture of prepared animal feeds	-	-	-	-
C110	Manufacture of beverages	-	-	-	-
C120	Manufacture of tobacco products	1,180	-	-	55,738
C131	Spinning, weaving and finishing of textiles	-	-	-	-
C139	Manufacture of other textiles	-	-	-	-
C142	Custom tailoring and dressmaking	-	-	-	145
C151	Tanning and dressing of leather; manufacture of luggage and handbags	302	60	91	-
C162	Manufacture of products of wood, cork, straw and plaiting materials	-	-	-	-
C181	Printing and service activities related to printing	-	-	-	26,589
C182	Reproduction of recorded media	-	-	-	-
C199	Manufacture of other fuel products	S	S	S	S
C201	Manufacture of basic chemicals	S	S	S	S
C222	Manufacture of plastics products	-	-	-	-
C239	Manufacture of non-metallic mineral products, n.e.c.	-	-	-	-
C241	Manufacture of basic iron and steel	-	-	-	-
C251	Manufacture of structural metal products, tanks, reservoirs and steam generators	-	-	-	-
C252	Manufacture of weapons and ammunition	S	S	S	S

Table 4 Number of Establishments and Revenue by Type for Manufacturing Establishments by Region and Industry Group: Philippines, 2018

(Values are in thousand PhP, except number of establishments. Details may not add up to total due to rounding and/or suppression.)

Continued

2009 PSIC Code	Region / Industry Description	Revenue			
		Gain from Sale of Assets	Gain Resulting from the Change in the Fair Value of Assets, Inventories	Gain from Sale of Investment Assets and Marketable Securities	Other Income
		(14)	(15)	(16)	(17)
C259	Manufacture of other fabricated metal products; metal working service activities	-	-	-	-
C279	Manufacture of other electrical equipment	-	-	-	-
C282	Manufacture of special purpose machinery	-	-	-	376
C310	Manufacture of furniture	-	-	-	-
C321	Manufacture of jewelry, bijouterie and related articles	-	-	-	1,465
C329	Other manufacturing, n.e.c.	S	S	S	S
C331	Repair of fabricated metal products, machinery and equipment	-	-	-	-
III – Central Luzon		748,913	51,064	492,585	2,415,367
C101	Processing and preserving of meat	-	-	-	6,534
C102	Processing and preserving of fish, crustaceans and mollusks	-	-	-	-
C103	Processing and preserving of fruits and vegetables	3,474	-	-	5,715
C104	Manufacture of vegetable and animal oils and fats	-	-	-	-
C105	Manufacture of dairy products	-	-	-	-517,816
C106	Manufacture of grain mill products, starches and starch products	-	3,981	-	-
C107	Manufacture of other food products	560,655	33,029	1,480	73,322
C108	Manufacture of prepared animal feeds	1,022	210	-	107,682
C110	Manufacture of beverages	7,861	-	-	96,965
C120	Manufacture of tobacco products	S	S	S	S
C131	Spinning, weaving and finishing of textiles	860	-	-	111,655
C139	Manufacture of other textiles	-	-	-	4,427
C141	Manufacture of wearing apparel, except fur apparel	648	219	439	25,730
C142	Custom tailoring and dressmaking	-	-	-	-
C143	Manufacture of knitted and crocheted apparel	-	-	-	-
C151	Tanning and dressing of leather; manufacture of luggage and handbags	-	-	-	253
C152	Manufacture of footwear	-	-	-	137
C161	Sawmilling and planing of wood	S	S	S	S
C162	Manufacture of products of wood, cork, straw and plaiting materials	-	-	-	-
C170	Manufacture of paper and paper products	80	-	-	60,830
C181	Printing and service activities related to printing	-	-	-	176
C192	Manufacture of refined petroleum products	-	-	-	-
C201	Manufacture of basic chemicals	1,635	-	-	18,656
C202	Manufacture of other chemical products, n.e.c.	2,227	-	-	615

Table 4 Number of Establishments and Revenue by Type for Manufacturing Establishments by Region and Industry Group: Philippines, 2018*(Values are in thousand PhP, except number of establishments. Details may not add up to total due to rounding and/or suppression.)**Continued*

2009 PSIC Code	Region / Industry Description	Revenue			
		Gain from Sale of Assets	Gain Resulting from the Change in the Fair Value of Assets, Inventories	Gain from Sale of Investment Assets and Marketable Securities	Other Income
		(14)	(15)	(16)	(17)
C210	Manufacture of pharmaceuticals, medicinal chemical and botanical products	4,506	-	-	10,010
C221	Manufacture of rubber products	2,868	-	-	2,085,397
C222	Manufacture of plastics products	820	-	-	7,156
C231	Manufacture of glass and glass products	-	-	-	4,215
C239	Manufacture of non-metallic mineral products, n.e.c.	12,339	-	435,811	147,561
C241	Manufacture of basic iron and steel	-	-	35,660	1,978
C242	Manufacture of basic precious and other non-ferrous metals	-	-	-	3,544
C243	Casting of metals	159	-	-	251
C251	Manufacture of structural metal products, tanks, reservoirs and steam generators	546	36	9	258
C259	Manufacture of other fabricated metal products; metal working service activities	12	-	-	13,043
C261	Manufacture of electronic components	116,794	-	-	50,932
C262	Manufacture of computers and peripheral equipment and accessories	20,502	50	18,202	48,545
C263	Manufacture of communication equipment	S	S	S	S
C264	Manufacture of consumer electronics	10	-	-	600
C265	Manufacture of measuring, testing, navigating and control equipment; watches and clocks	-	-	-	142
C271	Manufacture of electric motors, generators, transformers and electricity distribution and control apparatus	-	-	-	1,101
C272	Manufacture of batteries and accumulators	S	S	S	S
C273	Manufacture of wiring and wiring devices	408	-	-	410
C274	Manufacture of electric lighting equipment	-	-	-	-
C275	Manufacture of domestic appliances	-	-	-	-
C279	Manufacture of other electrical equipment	402	-	-	234
C281	Manufacture of general purpose machinery	-	-	-	4,814
C282	Manufacture of special purpose machinery	-	-	-	-
C291	Manufacture of motor vehicles	-	-	-	-
C292	Manufacture of bodies (coachwork) for motor vehicles; manufacture of trailers and semi-trailers	S	S	S	S
C293	Manufacture of parts and accessories for motor vehicles	3,902	-	-	2,867
C301	Building of ships and boats	S	S	S	S
C303	Manufacture of air and spacecraft and related machinery	-	13,038	-	5,357
C309	Manufacture of transport equipment, n.e.c.	-	-	-	-
C310	Manufacture of furniture	611	-	-	677

Table 4 Number of Establishments and Revenue by Type for Manufacturing Establishments by Region and Industry Group: Philippines, 2018

(Values are in thousand PhP, except number of establishments. Details may not add up to total due to rounding and/or suppression.)

Continued

2009 PSIC Code	Region / Industry Description	Revenue			
		Gain from Sale of Assets	Gain Resulting from the Change in the Fair Value of Assets, Inventories	Gain from Sale of Investment Assets and Marketable Securities	Other Income
		(14)	(15)	(16)	(17)
C321	Manufacture of jewelry, bijouterie and related articles	-	-	-	5
C322	Manufacture of musical instruments	S	S	S	S
C323	Manufacture of sports goods	183	-	484	4,655
C324	Manufacture of games and toys	1,000	500	500	-
C325	Manufacture of medical and dental instruments and supplies	-	-	-	9,167
C329	Other manufacturing, n.e.c.	-	-	-	348
C331	Repair of fabricated metal products, machinery and equipment	5,390	-	-	4,808
C332	Installation of industrial machinery and equipment	S	S	S	S
IVA – CALABARZON		1,053,971	22,559	240,277	8,574,300
C101	Processing and preserving of meat	-	2,710	-	365,685
C102	Processing and preserving of fish, crustaceans and mollusks	-	-	-	220,177
C103	Processing and preserving of fruits and vegetables	2,586	-	-	4,673
C104	Manufacture of vegetable and animal oils and fats	-	-	-	7,760
C105	Manufacture of dairy products	-	-	-	282
C106	Manufacture of grain mill products, starches and starch products	204	-	-	49,815
C107	Manufacture of other food products	19,644	336	-	230,055
C108	Manufacture of prepared animal feeds	1,204	-	-	11,555
C110	Manufacture of beverages	108,584	-	896	1,789,540
C120	Manufacture of tobacco products	3,379	-	-	211,244
C131	Spinning, weaving and finishing of textiles	2,407	-	-	2,589
C139	Manufacture of other textiles	-	-	1,967	1,012
C141	Manufacture of wearing apparel, except fur apparel	37,857	-	-	8,790
C142	Custom tailoring and dressmaking	-	-	-	-
C143	Manufacture of knitted and crocheted apparel	81,152	-	-	1,001
C151	Tanning and dressing of leather; manufacture of luggage and handbags	1,491	-	-	59,563
C152	Manufacture of footwear	1,860	-	-	-
C161	Sawmilling and planing of wood	S	S	S	S
C162	Manufacture of products of wood, cork, straw and plaiting materials	2,400	-	-	12,397
C170	Manufacture of paper and paper products	857	-	2,057	20,205
C181	Printing and service activities related to printing	1,522	-	-	196,738
C182	Reproduction of recorded media	S	S	S	S
C192	Manufacture of refined petroleum products	S	S	S	S

Table 4 Number of Establishments and Revenue by Type for Manufacturing Establishments by Region and Industry Group: Philippines, 2018*(Values are in thousand PhP, except number of establishments. Details may not add up to total due to rounding and/or suppression.)**Continued*

2009 PSIC Code	Region / Industry Description	Revenue			
		Gain from Sale of Assets	Gain Resulting from the Change in the Fair Value of Assets, Inventories	Gain from Sale of Investment Assets and Marketable Securities	Other Income
		(14)	(15)	(16)	(17)
C199	Manufacture of other fuel products	S	S	S	S
C201	Manufacture of basic chemicals	3,156	3,790	1,300	1,169,882
C202	Manufacture of other chemical products, n.e.c.	8,369	457	-	119,489
C210	Manufacture of pharmaceuticals, medicinal chemical and botanical products	20,596	-	-	386,261
C221	Manufacture of rubber products	3,280	-	-	2,354
C222	Manufacture of plastics products	1,710	402	4,001	126,669
C231	Manufacture of glass and glass products	-	-	-	164,442
C239	Manufacture of non-metallic mineral products, n.e.c.	10,633	-	-	239,629
C241	Manufacture of basic iron and steel	1,417	970	123	38,786
C242	Manufacture of basic precious and other non-ferrous metals	28	-	-	34,167
C243	Casting of metals	36	-	-	1,964
C251	Manufacture of structural metal products, tanks, reservoirs and steam generators	1,316	11	-	11,499
C252	Manufacture of weapons and ammunition	S	S	S	S
C259	Manufacture of other fabricated metal products; metal working service activities	9,077	150	-	278,435
C261	Manufacture of electronic components	235,675	8,087	-	1,230,701
C262	Manufacture of computers and peripheral equipment and accessories	3,639	-	9,652	39,220
C263	Manufacture of communication equipment	370	-	-	1,784
C264	Manufacture of consumer electronics	1,254	-	-	14,287
C265	Manufacture of measuring, testing, navigating and control equipment; watches and clocks	470	-	-	300
C267	Manufacture of optical instruments and photographic equipment	6,219	2,088	-	11,111
C271	Manufacture of electric motors, generators, transformers and electricity distribution and control apparatus	194,358	-	-	16,787
C272	Manufacture of batteries and accumulators	S	S	S	S
C273	Manufacture of wiring and wiring devices	288	-	-	9,727
C274	Manufacture of electric lighting equipment	598	-	-	30,499
C275	Manufacture of domestic appliances	-	-	-	-
C279	Manufacture of other electrical equipment	-	-	-	96,432
C281	Manufacture of general purpose machinery	4,024	38	-	92,881
C282	Manufacture of special purpose machinery	762	-	-	52,379
C291	Manufacture of motor vehicles	123,253	-	-	52,371
C292	Manufacture of bodies (coachwork) for motor vehicles; manufacture of trailers and semi-trailers	5,334	-	2,600	103

Table 4 Number of Establishments and Revenue by Type for Manufacturing Establishments by Region and Industry Group: Philippines, 2018

(Values are in thousand PhP, except number of establishments. Details may not add up to total due to rounding and/or suppression.)

Continued

2009 PSIC Code	Region / Industry Description	Revenue			
		Gain from Sale of Assets	Gain Resulting from the Change in the Fair Value of Assets, Inventories	Gain from Sale of Investment Assets and Marketable Securities	Other Income
		(14)	(15)	(16)	(17)
C293	Manufacture of parts and accessories for motor vehicles	97,221	-	213,752	645,906
C301	Building of ships and boats	-	-	-	-
C302	Manufacture of railway locomotive and rolling stock	S	S	S	S
C303	Manufacture of air and spacecraft and related machinery	S	S	S	S
C309	Manufacture of transport equipment, n.e.c.	3,825	2,597	216	169,359
C310	Manufacture of furniture	292	-	-	35,129
C321	Manufacture of jewelry, bijouterie and related articles	-	-	-	-
C322	Manufacture of musical instruments	S	S	S	S
C323	Manufacture of sports goods	-	-	-	6,692
C324	Manufacture of games and toys	500	-	-	2,375
C325	Manufacture of medical and dental instruments and supplies	47,519	-	-	274,243
C329	Other manufacturing, n.e.c.	89	924	-	5,516
C331	Repair of fabricated metal products, machinery and equipment	1,413	-	3,713	15,097
C332	Installation of industrial machinery and equipment	S	S	S	S
	MIMAROPA	-	-	16,767	53,065
C101	Processing and preserving of meat	-	-	-	-
C102	Processing and preserving of fish, crustaceans and mollusks	S	S	S	S
C103	Processing and preserving of fruits and vegetables	S	S	S	S
C104	Manufacture of vegetable and animal oils and fats	-	-	-	1,058
C105	Manufacture of dairy products	-	-	-	-
C106	Manufacture of grain mill products, starches and starch products	-	-	-	49,079
C107	Manufacture of other food products	-	-	-	1,611
C110	Manufacture of beverages	-	-	-	-
C131	Spinning, weaving and finishing of textiles	-	-	-	5
C141	Manufacture of wearing apparel, except fur apparel	-	-	-	-
C142	Custom tailoring and dressmaking	-	-	-	-
C151	Tanning and dressing of leather; manufacture of luggage and handbags	-	-	-	-
C161	Sawmilling and planing of wood	-	-	-	-
C162	Manufacture of products of wood, cork, straw and plaiting materials	-	-	-	-
C181	Printing and service activities related to printing	-	-	-	-
C201	Manufacture of basic chemicals	-	-	-	-

Table 4 Number of Establishments and Revenue by Type for Manufacturing Establishments by Region and Industry Group: Philippines, 2018

(Values are in thousand PhP, except number of establishments. Details may not add up to total due to rounding and/or suppression.)

Continued

2009 PSIC Code	Region / Industry Description	Revenue			
		Gain from Sale of Assets	Gain Resulting from the Change in the Fair Value of Assets, Inventories	Gain from Sale of Investment Assets and Marketable Securities	Other Income
		(14)	(15)	(16)	(17)
C202	Manufacture of other chemical products, n.e.c.	S	S	S	S
C210	Manufacture of pharmaceuticals, medicinal chemical and botanical products	S	S	S	S
C222	Manufacture of plastics products	-	-	-	-
C239	Manufacture of non-metallic mineral products, n.e.c.	-	-	-	16
C241	Manufacture of basic iron and steel	-	-	-	355
C242	Manufacture of basic precious and other non-ferrous metals	S	S	S	S
C259	Manufacture of other fabricated metal products; metal working service activities	-	-	-	-
C282	Manufacture of special purpose machinery	S	S	S	S
C310	Manufacture of furniture	-	-	16,767	-
C331	Repair of fabricated metal products, machinery and equipment	-	-	-	-
	V – Bicol Region	6,217	2,348	12,726	43,961
C101	Processing and preserving of meat	-	-	-	-
C102	Processing and preserving of fish, crustaceans and mollusks	-	-	-	1,264
C103	Processing and preserving of fruits and vegetables	-	-	-	-
C104	Manufacture of vegetable and animal oils and fats	-	-	-	623
C105	Manufacture of dairy products	-	-	-	179
C106	Manufacture of grain mill products, starches and starch products	-	-	-	544
C107	Manufacture of other food products	755	-	-	55
C108	Manufacture of prepared animal feeds	-	-	-	-
C110	Manufacture of beverages	1,033	-	1,033	12,825
C120	Manufacture of tobacco products	S	S	S	S
C131	Spinning, weaving and finishing of textiles	-	-	-	-
C139	Manufacture of other textiles	-	-	-	2,003
C141	Manufacture of wearing apparel, except fur apparel	-	-	-	-
C142	Custom tailoring and dressmaking	-	-	-	-
C151	Tanning and dressing of leather; manufacture of luggage and handbags	-	-	-	-
C152	Manufacture of footwear	-	-	-	130
C162	Manufacture of products of wood, cork, straw and plaiting materials	-	-	-	3,131
C170	Manufacture of paper and paper products	1,874	-	3,770	18,977
C181	Printing and service activities related to printing	-	-	-	2,527
C201	Manufacture of basic chemicals	-	-	-	-

Table 4 Number of Establishments and Revenue by Type for Manufacturing Establishments by Region and Industry Group: Philippines, 2018*(Values are in thousand PhP, except number of establishments. Details may not add up to total due to rounding and/or suppression.)**Continued*

2009 PSIC Code	Region / Industry Description	Revenue			
		Gain from Sale of Assets	Gain Resulting from the Change in the Fair Value of Assets, Inventories	Gain from Sale of Investment Assets and Marketable Securities	Other Income
		(14)	(15)	(16)	(17)
C210	Manufacture of pharmaceuticals, medicinal chemical and botanical products	-	-	-	-
C231	Manufacture of glass and glass products	S	S	S	S
C239	Manufacture of non-metallic mineral products, n.e.c.	-	-	7,908	652
C241	Manufacture of basic iron and steel	-	2,348	15	1,024
C242	Manufacture of basic precious and other non-ferrous metals	S	S	S	S
C251	Manufacture of structural metal products, tanks, reservoirs and steam generators	74	-	-	-
C259	Manufacture of other fabricated metal products; metal working service activities	-	-	-	-
C281	Manufacture of general purpose machinery	-	-	-	-
C282	Manufacture of special purpose machinery	-	-	-	-
C293	Manufacture of parts and accessories for motor vehicles	-	-	-	-
C310	Manufacture of furniture	-	-	-	-
C329	Other manufacturing, n.e.c.	-	-	-	27
C331	Repair of fabricated metal products, machinery and equipment	-	-	-	-
VI – Western Visayas		4,265	67,495	8,974	1,174,549
C101	Processing and preserving of meat	-	-	-	2,243
C102	Processing and preserving of fish, crustaceans and mollusks	-	-	419	535
C103	Processing and preserving of fruits and vegetables	S	S	S	S
C104	Manufacture of vegetable and animal oils and fats	-	-	-	85
C105	Manufacture of dairy products	-	-	-	-
C106	Manufacture of grain mill products, starches and starch products	-	-	-	607
C107	Manufacture of other food products	3,286	39,944	8,535	1,162,457
C108	Manufacture of prepared animal feeds	942	-	-	-
C110	Manufacture of beverages	-	-	-	3,838
C131	Spinning, weaving and finishing of textiles	-	-	13	-
C139	Manufacture of other textiles	-	-	-	-
C141	Manufacture of wearing apparel, except fur apparel	-	-	-	1,332
C142	Custom tailoring and dressmaking	-	-	-	-
C161	Sawmilling and planing of wood	-	-	-	-
C162	Manufacture of products of wood, cork, straw and plaiting materials	-	-	-	369
C181	Printing and service activities related to printing	-	-	-	-

Table 4 Number of Establishments and Revenue by Type for Manufacturing Establishments by Region and Industry Group: Philippines, 2018*(Values are in thousand PhP, except number of establishments. Details may not add up to total due to rounding and/or suppression.)**Continued*

2009 PSIC Code	Region / Industry Description	Revenue			
		Gain from Sale of Assets	Gain Resulting from the Change in the Fair Value of Assets, Inventories	Gain from Sale of Investment Assets and Marketable Securities	Other Income
		(14)	(15)	(16)	(17)
C192	Manufacture of refined petroleum products	S	S	S	S
C201	Manufacture of basic chemicals	34	27,532	-	964
C202	Manufacture of other chemical products, n.e.c.	S	S	S	S
C210	Manufacture of pharmaceuticals, medicinal chemical and botanical products	-	-	-	-
C221	Manufacture of rubber products	-	-	-	-
C222	Manufacture of plastics products	-	-	-	-
C231	Manufacture of glass and glass products	-	-	-	-
C239	Manufacture of non-metallic mineral products, n.e.c.	-	-	-	-
C241	Manufacture of basic iron and steel	-	18	5	129
C243	Casting of metals	-	-	-	-
C251	Manufacture of structural metal products, tanks, reservoirs and steam generators	-	-	-	-
C259	Manufacture of other fabricated metal products; metal working service activities	-	-	-	-
C265	Manufacture of measuring, testing, navigating and control equipment; watches and clocks	S	S	S	S
C267	Manufacture of optical instruments and photographic equipment	S	S	S	S
C282	Manufacture of special purpose machinery	-	-	-	-
C293	Manufacture of parts and accessories for motor vehicles	2	2	2	-
C310	Manufacture of furniture	-	-	-	-
C321	Manufacture of jewelry, bijouterie and related articles	-	-	-	-
C329	Other manufacturing, n.e.c.	-	-	-	-
C331	Repair of fabricated metal products, machinery and equipment	-	-	-	-
VII – Central Visayas		227,038	33,934	10,357	647,230
C101	Processing and preserving of meat	-	-	-	2,355
C102	Processing and preserving of fish, crustaceans and mollusks	6,719	-	-	27
C103	Processing and preserving of fruits and vegetables	1,157	-	-	4,469
C104	Manufacture of vegetable and animal oils and fats	3	-	-	911
C105	Manufacture of dairy products	-	-	-	-
C106	Manufacture of grain mill products, starches and starch products	-	-	-	13
C107	Manufacture of other food products	2	-	-	10,716
C108	Manufacture of prepared animal feeds	-	-	-	-
C110	Manufacture of beverages	-	-	-	21,707

Table 4 Number of Establishments and Revenue by Type for Manufacturing Establishments by Region and Industry Group: Philippines, 2018

(Values are in thousand PhP, except number of establishments. Details may not add up to total due to rounding and/or suppression.)

Continued

2009 PSIC Code	Region / Industry Description	Revenue			
		Gain from Sale of Assets	Gain Resulting from the Change in the Fair Value of Assets, Inventories	Gain from Sale of Investment Assets and Marketable Securities	Other Income
		(14)	(15)	(16)	(17)
C131	Spinning, weaving and finishing of textiles	-	-	-	4,345
C139	Manufacture of other textiles	-	-	-	99
C141	Manufacture of wearing apparel, except fur apparel	-	-	-	30,052
C142	Custom tailoring and dressmaking	-	-	-	1,143
C151	Tanning and dressing of leather; manufacture of luggage and handbags	S	S	S	S
C152	Manufacture of footwear	89	-	-	168
C161	Sawmilling and planing of wood	2,550	-	-	-
C162	Manufacture of products of wood, cork, straw and plaiting materials	-	-	-	694
C170	Manufacture of paper and paper products	-	-	-	209
C181	Printing and service activities related to printing	-	-	-	215
C201	Manufacture of basic chemicals	-	-	-	16,679
C202	Manufacture of other chemical products, n.e.c.	1,589	-	-	69,496
C210	Manufacture of pharmaceuticals, medicinal chemical and botanical products	91,500	-	-	41
C221	Manufacture of rubber products	-	-	3,915	29,601
C222	Manufacture of plastics products	80,299	33,884	-	15,306
C231	Manufacture of glass and glass products	-	-	-	2
C239	Manufacture of non-metallic mineral products, n.e.c.	28,813	-	-	65,389
C241	Manufacture of basic iron and steel	-	50	6,442	1,791
C242	Manufacture of basic precious and other non-ferrous metals	S	S	S	S
C243	Casting of metals	-	-	-	-
C251	Manufacture of structural metal products, tanks, reservoirs and steam generators	-	-	-	5,134
C252	Manufacture of weapons and ammunition	S	S	S	S
C259	Manufacture of other fabricated metal products; metal working service activities	1,419	-	-	13,625
C261	Manufacture of electronic components	-	-	-	60,247
C262	Manufacture of computers and peripheral equipment and accessories	S	S	S	S
C263	Manufacture of communication equipment	S	S	S	S
C264	Manufacture of consumer electronics	150	-	-	234
C265	Manufacture of measuring, testing, navigating and control equipment; watches and clocks	388	-	-	1,768
C267	Manufacture of optical instruments and photographic equipment	6,699	-	-	3,117
C271	Manufacture of electric motors, generators, transformers and electricity distribution and control apparatus	2	-	-	73
C273	Manufacture of wiring and wiring devices	S	S	S	S
C274	Manufacture of electric lighting equipment	-	-	-	283
C275	Manufacture of domestic appliances	S	S	S	S

Table 4 Number of Establishments and Revenue by Type for Manufacturing Establishments by Region and Industry Group: Philippines, 2018*(Values are in thousand PhP, except number of establishments. Details may not add up to total due to rounding and/or suppression.)**Continued*

2009 PSIC Code	Region / Industry Description	Revenue			
		Gain from Sale of Assets	Gain Resulting from the Change in the Fair Value of Assets, Inventories	Gain from Sale of Investment Assets and Marketable Securities	Other Income
		(14)	(15)	(16)	(17)
C279	Manufacture of other electrical equipment	S	S	S	S
C281	Manufacture of general purpose machinery	-	-	-	6,932
C282	Manufacture of special purpose machinery	-	-	-	79
C291	Manufacture of motor vehicles	-	-	-	-
C293	Manufacture of parts and accessories for motor vehicles	187	-	-	8,104
C301	Building of ships and boats	831	-	-	218,270
C309	Manufacture of transport equipment, n.e.c.	1,022	-	-	2,281
C310	Manufacture of furniture	25	-	-	44,164
C321	Manufacture of jewelry, bijouterie and related articles	85	-	-	668
C322	Manufacture of musical instruments	S	S	S	S
C323	Manufacture of sports goods	S	S	S	S
C324	Manufacture of games and toys	S	S	S	S
C325	Manufacture of medical and dental instruments and supplies	-	-	-	677
C329	Other manufacturing, n.e.c.	-	-	-	1,110
C331	Repair of fabricated metal products, machinery and equipment	-	-	-	438
	VIII – Eastern Visayas	740	-	-	2,680,181
C101	Processing and preserving of meat	S	S	S	S
C102	Processing and preserving of fish, crustaceans and mollusks	-	-	-	7,614
C103	Processing and preserving of fruits and vegetables	-	-	-	-
C104	Manufacture of vegetable and animal oils and fats	-	-	-	-
C105	Manufacture of dairy products	S	S	S	S
C106	Manufacture of grain mill products, starches and starch products	-	-	-	982
C107	Manufacture of other food products	-	-	-	11,246
C110	Manufacture of beverages	173	-	-	4,689
C131	Spinning, weaving and finishing of textiles	-	-	-	-
C139	Manufacture of other textiles	S	S	S	S
C141	Manufacture of wearing apparel, except fur apparel	-	-	-	-
C142	Custom tailoring and dressmaking	-	-	-	-
C162	Manufacture of products of wood, cork, straw and plaiting materials	-	-	-	1,063
C170	Manufacture of paper and paper products	459	-	-	27,833
C181	Printing and service activities related to printing	-	-	-	-
C201	Manufacture of basic chemicals	-	-	-	-

Table 4 Number of Establishments and Revenue by Type for Manufacturing Establishments by Region and Industry Group: Philippines, 2018

(Values are in thousand PhP, except number of establishments. Details may not add up to total due to rounding and/or suppression.)

Continued

2009 PSIC Code	Region / Industry Description	Revenue			
		Gain from Sale of Assets	Gain Resulting from the Change in the Fair Value of Assets, Inventories	Gain from Sale of Investment Assets and Marketable Securities	Other Income
		(14)	(15)	(16)	(17)
C210	Manufacture of pharmaceuticals, medicinal chemical and botanical products	S	S	S	S
C222	Manufacture of plastics products	-	-	-	-
C231	Manufacture of glass and glass products	-	-	-	-
C239	Manufacture of non-metallic mineral products, n.e.c.	-	-	-	-
C241	Manufacture of basic iron and steel	-	-	-	-
C242	Manufacture of basic precious and other non-ferrous metals	S	S	S	S
C243	Casting of metals	S	S	S	S
C251	Manufacture of structural metal products, tanks, reservoirs and steam generators	-	-	-	-
C259	Manufacture of other fabricated metal products; metal working service activities	-	-	-	-
C273	Manufacture of wiring and wiring devices	S	S	S	S
C282	Manufacture of special purpose machinery	S	S	S	S
C310	Manufacture of furniture	-	-	-	-
C321	Manufacture of jewelry, bijouterie and related articles	-	-	-	-
C329	Other manufacturing, n.e.c.	-	-	-	-
C331	Repair of fabricated metal products, machinery and equipment	107	-	-	1,407
IX – Zamboanga Peninsula		-	25	102,070	192,449
C101	Processing and preserving of meat	-	-	-	-
C102	Processing and preserving of fish, crustaceans and mollusks	-	-	-	148,244
C104	Manufacture of vegetable and animal oils and fats	-	-	-	2,891
C105	Manufacture of dairy products	-	-	-	-
C106	Manufacture of grain mill products, starches and starch products	-	-	-	8,651
C107	Manufacture of other food products	-	-	-	9,283
C108	Manufacture of prepared animal feeds	S	S	S	S
C110	Manufacture of beverages	-	-	-	-
C139	Manufacture of other textiles	S	S	S	S
C142	Custom tailoring and dressmaking	-	-	-	-
C161	Sawmilling and 360lanning of wood	-	-	-	-
C162	Manufacture of products of wood, cork, straw and plaiting materials	S	S	S	S
C181	Printing and service activities related to printing	-	-	-	-
C221	Manufacture of rubber products	-	-	-	-
C222	Manufacture of plastics products	-	-	-	-
C231	Manufacture of glass and glass products	-	-	-	-
C239	Manufacture of non-metallic mineral products, n.e.c.	-	-	-	-

Table 4 Number of Establishments and Revenue by Type for Manufacturing Establishments by Region and Industry Group: Philippines, 2018

(Values are in thousand PhP, except number of establishments. Details may not add up to total due to rounding and/or suppression.)

Continued

2009 PSIC Code	Region / Industry Description	Revenue			
		Gain from Sale of Assets	Gain Resulting from the Change in the Fair Value of Assets, Inventories	Gain from Sale of Investment Assets and Marketable Securities	Other Income
		(14)	(15)	(16)	(17)
C241	Manufacture of basic iron and steel	-	25	6	178
C251	Manufacture of structural metal products, tanks, reservoirs and steam generators	-	-	-	-
C259	Manufacture of other fabricated metal products; metal working service activities	-	-	102,063	23,167
C310	Manufacture of furniture	-	-	-	-
C321	Manufacture of jewelry, bijouterie and related articles	S	S	S	S
C329	Other manufacturing, n.e.c.	-	-	-	-
C331	Repair of fabricated metal products, machinery and equipment	-	-	-	-
	X – Northern Mindanao	64,384	2,478,307	77,923	837,400
C101	Processing and preserving of meat	-	-	-	-
C102	Processing and preserving of fish, crustaceans and mollusks	S	S	S	S
C103	Processing and preserving of fruits and vegetables	1,267	2,470,900	-	254,021
C104	Manufacture of vegetable and animal oils and fats	47,318	-	-	2,707
C105	Manufacture of dairy products	-	-	-	-
C106	Manufacture of grain mill products, starches and starch products	3,000	-	-	10,310
C107	Manufacture of other food products	-	-	-	937
C108	Manufacture of prepared animal feeds	9,067	6,100	77,578	125,457
C110	Manufacture of beverages	97	-	333	3,032
C131	Spinning, weaving and finishing of textiles	-	-	-	-
C139	Manufacture of other textiles	-	-	-	-
C141	Manufacture of wearing apparel, except fur apparel	-	-	-	-
C142	Custom tailoring and dressmaking	-	-	-	-
C152	Manufacture of footwear	-	-	-	-
C161	Sawmilling and planing of wood	-	-	-	35,771
C162	Manufacture of products of wood, cork, straw and plaiting materials	-	-	-	-
C170	Manufacture of paper and paper products	17	-	-	22,091
C181	Printing and service activities related to printing	-	-	-	-
C192	Manufacture of refined petroleum products	181	-	-	-
C201	Manufacture of basic chemicals	435	-	-	350,029
C202	Manufacture of other chemical products, n.e.c.	-	-	-	7,248
C210	Manufacture of pharmaceuticals, medicinal chemical and botanical products	S	S	S	S
C221	Manufacture of rubber products	S	S	S	S
C222	Manufacture of plastics products	-	1,259	-	24
C231	Manufacture of glass and glass products	-	-	-	-

Table 4 Number of Establishments and Revenue by Type for Manufacturing Establishments by Region and Industry Group: Philippines, 2018

(Values are in thousand PhP, except number of establishments. Details may not add up to total due to rounding and/or suppression.)

Continued

2009 PSIC Code	Region / Industry Description	Revenue			
		Gain from Sale of Assets	Gain Resulting from the Change in the Fair Value of Assets, Inventories	Gain from Sale of Investment Assets and Marketable Securities	Other Income
		(14)	(15)	(16)	(17)
C239	Manufacture of non-metallic mineral products, n.e.c.	-	-	-	8,659
C241	Manufacture of basic iron and steel	2	48	13	5,228
C243	Casting of metals	-	-	-	-
C251	Manufacture of structural metal products, tanks, reservoirs and steam generators	-	-	-	2,767
C259	Manufacture of other fabricated metal products; metal working service activities	-	-	-	-
C264	Manufacture of consumer electronics	S	S	S	S
C271	Manufacture of electric motors, generators, transformers and electricity distribution and control apparatus	S	S	S	S
C281	Manufacture of general purpose machinery	S	S	S	S
C282	Manufacture of special purpose machinery	S	S	S	S
C291	Manufacture of motor vehicles	-	-	-	-
C293	Manufacture of parts and accessories for motor vehicles	-	-	-	-
C310	Manufacture of furniture	-	-	-	-
C321	Manufacture of jewelry, bijouterie and related articles	S	S	S	S
C324	Manufacture of games and toys	S	S	S	S
C329	Other manufacturing, n.e.c.	S	S	S	S
C331	Repair of fabricated metal products, machinery and equipment	-	-	-	-
XI – Davao Region		48,162	157	41	377,367
C101	Processing and preserving of meat	-	-	-	-
C102	Processing and preserving of fish, crustaceans and mollusks	-	-	-	-
C103	Processing and preserving of fruits and vegetables	620	-	-	1,565
C104	Manufacture of vegetable and animal oils and fats	-	-	-	6,075
C105	Manufacture of dairy products	-	-	-	-
C106	Manufacture of grain mill products, starches and starch products	-	-	-	5,821
C107	Manufacture of other food products	25	-	-	19,861
C108	Manufacture of prepared animal feeds	28,993	-	-	5,269
C110	Manufacture of beverages	80	-	-	14,660
C120	Manufacture of tobacco products	S	S	S	S
C139	Manufacture of other textiles	-	-	-	-
C141	Manufacture of wearing apparel, except fur apparel	-	-	-	967
C142	Custom tailoring and dressmaking	-	-	-	543
C152	Manufacture of footwear	-	-	-	-
C161	Sawmilling and planing of wood	-	-	-	-

Table 4 Number of Establishments and Revenue by Type for Manufacturing Establishments by Region and Industry Group: Philippines, 2018*(Values are in thousand PhP, except number of establishments. Details may not add up to total due to rounding and/or suppression.)**Continued*

2009 PSIC Code	Region / Industry Description	Revenue			
		Gain from Sale of Assets	Gain Resulting from the Change in the Fair Value of Assets, Inventories	Gain from Sale of Investment Assets and Marketable Securities	Other Income
		(14)	(15)	(16)	(17)
C162	Manufacture of products of wood, cork, straw and plaiting materials	-	-	-	-
C170	Manufacture of paper and paper products	-	-	-	227
C181	Printing and service activities related to printing	1,166	-	-	194,928
C192	Manufacture of refined petroleum products	S	S	S	S
C201	Manufacture of basic chemicals	-	-	-	136
C202	Manufacture of other chemical products, n.e.c.	2,035	-	-	12,979
C210	Manufacture of pharmaceuticals, medicinal chemical and botanical products	-	-	-	-
C221	Manufacture of rubber products	-	-	-	-
C222	Manufacture of plastics products	558	-	-	62,363
C231	Manufacture of glass and glass products	-	-	-	-
C239	Manufacture of non-metallic mineral products, n.e.c.	14,687	-	-	42,933
C241	Manufacture of basic iron and steel	-	-	-	315
C242	Manufacture of basic precious and other non-ferrous metals	-	157	41	1,136
C243	Casting of metals	S	S	S	S
C251	Manufacture of structural metal products, tanks, reservoirs and steam generators	-	-	-	-
C252	Manufacture of weapons and ammunition	S	S	S	S
C259	Manufacture of other fabricated metal products; metal working service activities	-	-	-	-
C265	Manufacture of measuring, testing, navigating and control equipment; watches and clocks	S	S	S	S
C271	Manufacture of electric motors, generators, transformers and electricity distribution and control apparatus	S	S	S	S
C275	Manufacture of domestic appliances	-	-	-	2,802
C281	Manufacture of general purpose machinery	-	-	-	-
C282	Manufacture of special purpose machinery	-	-	-	4,507
C291	Manufacture of motor vehicles	S	S	S	S
C293	Manufacture of parts and accessories for motor vehicles	-	-	-	-
C301	Building of ships and boats	S	S	S	S
C310	Manufacture of furniture	-	-	-	-
C321	Manufacture of jewelry, bijouterie and related articles	-	-	-	-
C329	Other manufacturing, n.e.c.	-	-	-	-
C331	Repair of fabricated metal products, machinery and equipment	-	-	-	-

Table 4 Number of Establishments and Revenue by Type for Manufacturing Establishments by Region and Industry Group: Philippines, 2018

(Values are in thousand PhP, except number of establishments. Details may not add up to total due to rounding and/or suppression.)

Continued

2009 PSIC Code	Region / Industry Description	Revenue			
		Gain from Sale of Assets	Gain Resulting from the Change in the Fair Value of Assets, Inventories	Gain from Sale of Investment Assets and Marketable Securities	Other Income
		(14)	(15)	(16)	(17)
	XII – SOCCSKSARGEN	-	11,686	8,451	1,016,188
C101	Processing and preserving of meat	-	-	-	387
C102	Processing and preserving of fish, crustaceans and mollusks	-	-	-	861,755
C103	Processing and preserving of fruits and vegetables	S	S	S	S
C104	Manufacture of vegetable and animal oils and fats	-	11,686	8,451	13,387
C105	Manufacture of dairy products	-	-	-	-
C106	Manufacture of grain mill products, starches and starch products	-	-	-	24,420
C107	Manufacture of other food products	-	-	-	51,992
C108	Manufacture of prepared animal feeds	-	-	-	-
C110	Manufacture of beverages	-	-	-	-
C131	Spinning, weaving and finishing of textiles	-	-	-	6,677
C139	Manufacture of other textiles	-	-	-	-
C141	Manufacture of wearing apparel, except fur apparel	-	-	-	-
C142	Custom tailoring and dressmaking	-	-	-	199
C161	Sawmilling and planing of wood	-	-	-	-
C162	Manufacture of products of wood, cork, straw and plaiting materials	-	-	-	-
C170	Manufacture of paper and paper products	-	-	-	56
C181	Printing and service activities related to printing	-	-	-	5,274
C192	Manufacture of refined petroleum products	S	S	S	S
C201	Manufacture of basic chemicals	-	-	-	4,148
C202	Manufacture of other chemical products, n.e.c.	S	S	S	S
C221	Manufacture of rubber products	S	S	S	S
C222	Manufacture of plastics products	S	S	S	S
C231	Manufacture of glass and glass products	S	S	S	S
C239	Manufacture of non-metallic mineral products, n.e.c.	-	-	-	-
C241	Manufacture of basic iron and steel	-	-	-	-
C243	Casting of metals	S	S	S	S
C251	Manufacture of structural metal products, tanks, reservoirs and steam generators	-	-	-	-
C259	Manufacture of other fabricated metal products; metal working service activities	-	-	-	47,804
C301	Building of ships and boats	S	S	S	S
C310	Manufacture of furniture	-	-	-	87
C323	Manufacture of sports goods	S	S	S	S
C331	Repair of fabricated metal products, machinery and equipment	-	-	-	-

Table 4 Number of Establishments and Revenue by Type for Manufacturing Establishments by Region and Industry Group: Philippines, 2018*(Values are in thousand PhP, except number of establishments. Details may not add up to total due to rounding and/or suppression.)**Continued*

2009 PSIC Code	Region / Industry Description	Revenue			
		Gain from Sale of Assets	Gain Resulting from the Change in the Fair Value of Assets, Inventories	Gain from Sale of Investment Assets and Marketable Securities	Other Income
		(14)	(15)	(16)	(17)
	XIII – Caraga	203	-	-	59,045
C101	Processing and preserving of meat	-	-	-	-
C102	Processing and preserving of fish, crustaceans and mollusks	S	S	S	S
C103	Processing and preserving of fruits and vegetables	S	S	S	S
C104	Manufacture of vegetable and animal oils and fats	-	-	-	1,953
C106	Manufacture of grain mill products, starches and starch products	-	-	-	-
C107	Manufacture of other food products	-	-	-	35
C108	Manufacture of prepared animal feeds	-	-	-	-
C110	Manufacture of beverages	-	-	-	-
C139	Manufacture of other textiles	-	-	-	-
C141	Manufacture of wearing apparel, except fur apparel	-	-	-	-
C142	Custom tailoring and dressmaking	-	-	-	-
C161	Sawmilling and 365lanning of wood	-	-	-	-
C162	Manufacture of products of wood, cork, straw and plaiting materials	-	-	-	1,080
C181	Printing and service activities related to printing	-	-	-	-
C201	Manufacture of basic chemicals	S	S	S	S
C202	Manufacture of other chemical products, n.e.c.	-	-	-	47,622
C231	Manufacture of glass and glass products	S	S	S	S
C239	Manufacture of non-metallic mineral products, n.e.c.	203	-	-	7,283
C241	Manufacture of basic iron and steel	-	-	-	-
C242	Manufacture of basic precious and other non-ferrous metals	S	S	S	S
C259	Manufacture of other fabricated metal products; metal working service activities	-	-	-	-
C275	Manufacture of domestic appliances	-	-	-	-
C301	Building of ships and boats	S	S	S	S
C309	Manufacture of transport equipment, n.e.c.	-	-	-	-
C310	Manufacture of furniture	-	-	-	206
C321	Manufacture of jewelry, bijouterie and related articles	-	-	-	-
C324	Manufacture of games and toys	-	-	-	-
C329	Other manufacturing, n.e.c.	-	-	-	-
C331	Repair of fabricated metal products, machinery and equipment	-	-	-	-

Table 4 Number of Establishments and Revenue by Type for Manufacturing Establishments by Region and Industry Group: Philippines, 2018

(Values are in thousand PhP, except number of establishments. Details may not add up to total due to rounding and/or suppression.)

Concluded

2009 PSIC Code	Region / Industry Description	Revenue			
		Gain from Sale of Assets	Gain Resulting from the Change in the Fair Value of Assets, Inventories	Gain from Sale of Investment Assets and Marketable Securities	Other Income
		(14)	(15)	(16)	(17)
	Autonomous Region in Muslim Mindanao	168	-	-	2,247
C104	Manufacture of vegetable and animal oils and fats	S	S	S	S
C106	Manufacture of grain mill products, starches and starch products	-	-	-	1,093
C107	Manufacture of other food products	168	-	-	-
C108	Manufacture of prepared animal feeds	-	-	-	-
C110	Manufacture of beverages	-	-	-	-
C142	Custom tailoring and dressmaking	-	-	-	-
C181	Printing and service activities related to printing	-	-	-	-
C221	Manufacture of rubber products	S	S	S	S
C239	Manufacture of non-metallic mineral products, n.e.c.	-	-	-	-
C251	Manufacture of structural metal products, tanks, reservoirs and steam generators	-	-	-	-
C310	Manufacture of furniture	-	-	-	-

Notes: "-" – zero value
S – suppressed

Source: Philippine Statistics Authority, 2018 Census of Philippine Business and Industry

Table 4.1 Number of Establishments and Sale of Products and By-Products by Mode of Sale for Manufacturing Establishments by Region and Industry Group: Philippines, 2018*(Values are in thousand PhP, except number of establishments. Details may not add up to total due to rounding and/or suppression)*

2009 PSIC Code	Region / Industry Description	Number of Establishments	Sale of Products and By-Products				
			Total	Sales to Domestic Market	Interplant Transfers	Direct Exports	Sales to Exporters
		(1)	(2)	(3)	(4)	(5)	(6)
Philippines		28,968	5,376,976,437	3,166,449,612	78,430,238	1,791,943,754	340,152,833
C101	Processing and preserving of meat	299	98,553,037	90,572,683	5,511,527	984,119	1,484,708
C102	Processing and preserving of fish, crustaceans and mollusks	278	103,982,160	57,848,165	2,073,990	28,871,438	15,188,566
C103	Processing and preserving of fruits and vegetables	169	91,813,970	40,570,700	46,888	48,243,175	2,953,207
C104	Manufacture of vegetable and animal oils and fats	140	139,400,314	74,978,957	1,803,498	55,120,249	7,497,611
C105	Manufacture of dairy products	99	38,211,953	31,975,749	-	1,286,264	4,949,940
C106	Manufacture of grain mill products, starches and starch products	1,701	115,920,738	112,123,216	3,192,820	596,286	8,417
C107	Manufacture of other food products	9,084	343,343,960	323,320,199	6,072,627	11,372,749	2,578,386
C108	Manufacture of prepared animal feeds	199	150,192,248	149,695,014	492,183	5,051	-
C110	Manufacture of beverages	3,986	379,486,236	378,411,644	420,271	570,358	83,963
C120	Manufacture of tobacco products	17	81,597,284	71,058,690	-	9,480,149	1,058,445
C131	Spinning, weaving and finishing of textiles	125	9,455,415	7,519,853	79,107	1,305,892	550,563
C139	Manufacture of other textiles	236	13,272,147	9,087,813	331,314	3,821,229	31,792
C141	Manufacture of wearing apparel, except fur apparel	880	53,164,475	29,996,261	295,540	21,261,843	1,610,830
C142	Custom tailoring and dressmaking	790	1,775,234	1,758,288	41	11,199	5,706
C143	Manufacture of knitted and crocheted apparel	40	5,981,896	2,657,954	144,676	1,837,119	1,342,146
C151	Tanning and dressing of leather; manufacture of luggage and handbags	107	27,618,932	2,408,987	193,537	24,977,098	39,310
C152	Manufacture of footwear	140	7,765,099	5,468,340	55,123	2,190,923	50,713
C161	Sawmilling and planing of wood	59	2,130,063	1,824,913	-	302,891	2,260
C162	Manufacture of products of wood, cork, straw and plaiting materials	333	48,516,781	9,786,449	15,333,019	22,359,169	1,038,145
C170	Manufacture of paper and paper products	330	113,616,288	97,695,062	-	10,084,758	5,836,468
C181	Printing and service activities related to printing	2,566	38,145,336	36,570,088	-	435,817	1,139,431
C182	Reproduction of recorded media	4	250,721	3,720	-	12,910	234,092
C192	Manufacture of refined petroleum products	15	352,261,373	341,812,771	-	10,448,603	-
C199	Manufacture of other fuel products	3	3,662,566	3,627,075	-	35,492	-

Continued

Table 4.1 Number of Establishments and Sale of Products and By-Products by Mode of Sale for Manufacturing Establishments by Region and Industry Group: Philippines, 2018

(Values are in thousand PhP, except number of establishments. Details may not add up to total due to rounding and/or suppression)

Continued

2009 PSIC Code	Region / Industry Description	Number of Establis ments	Sale of Products and By-Products				
			Total	Sales to Domestic Market	Interplant Transfers	Direct Exports	Sales to Exporters
		(1)	(2)	(3)	(4)	(5)	(6)
C201	Manufacture of basic chemicals	190	117,537,088	87,636,679	432,143	27,584,463	1,883,804
C202	Manufacture of other chemical products, n.e.c.	357	224,259,925	203,862,202	28,760	17,661,278	2,707,685
C203	Manufacture of man-made fibers	S	S	S	S	S	S
C210	Manufacture of pharmaceuticals, medicinal chemical and botanical products	117	78,580,637	75,917,809	330,778	2,300,136	31,914
C221	Manufacture of rubber products	134	32,081,312	8,877,516	123,408	22,424,473	655,915
C222	Manufacture of plastics products	834	145,786,508	110,747,003	326,784	17,208,229	17,504,493
C231	Manufacture of glass and glass products	104	25,260,678	22,243,285	115,483	2,841,039	60,871
C239	Manufacture of non-metallic mineral products, n.e.c.	846	201,696,584	144,267,482	7,588,493	47,438,970	2,401,639
C241	Manufacture of basic iron and steel	319	147,175,896	137,250,628	2,316,001	7,046,240	563,026
C242	Manufacture of basic precious and other non-ferrous metals	26	160,603,167	8,414,849	-	52,469,491	99,718,826
C243	Casting of metals	59	15,157,846	4,987,854	273,752	7,481,000	2,415,241
C251	Manufacture of structural metal products, tanks, reservoirs and steam generators	469	40,446,660	34,749,885	974,857	3,366,520	1,355,398
C252	Manufacture of weapons and ammunition	12	494,064	49,492	200,077	242,781	1,713
C259	Manufacture of other fabricated metal products; metal working service activities	859	89,451,369	48,194,220	299,232	27,485,041	13,472,876
C261	Manufacture of electronic components	138	602,323,383	63,113,500	9,367,345	457,582,818	72,259,720
C262	Manufacture of computers and peripheral equipment and accessories	32	255,696,380	6,845,249	34,782	246,357,348	2,459,001
C263	Manufacture of communication equipment	13	8,956,952	41,003	-	5,823,411	3,092,538
C264	Manufacture of consumer electronics	27	26,521,220	5,976,143	2,040,002	17,384,280	1,120,795
C265	Manufacture of measuring, testing, navigating and control equipment; watches and clocks	25	3,756,567	729,072	173,982	2,819,193	34,320
C267	Manufacture of optical instruments and photographic equipment	24	20,458,860	2,154,281	1,723,666	15,392,755	1,188,158
C271	Manufacture of electric motors, generators, transformers and electricity distribution and control apparatus	84	18,817,432	5,099,877	-	11,392,293	2,325,262

Table 4.1 Number of Establishments and Sale of Products and By-Products by Mode of Sale for Manufacturing Establishments by Region and Industry Group: Philippines, 2018*(Values are in thousand PhP, except number of establishments. Details may not add up to total due to rounding and/or suppression)**Continued*

2009 PSIC Code	Region / Industry Description	Number of Establis ments	Sale of Products and By-Products				
			Total	Sales to Domestic Market	Interplant Transfers	Direct Exports	Sales to Exporters
		(1)	(2)	(3)	(4)	(5)	(6)
C272	Manufacture of batteries and accumulators	6	7,639,108	382,422	-	23,648	7,233,038
C273	Manufacture of wiring and wiring devices	53	39,481,582	26,259,813	-	11,484,792	1,736,977
C274	Manufacture of electric lighting equipment	34	9,178,595	1,094,378	-	5,668,692	2,415,525
C275	Manufacture of domestic appliances	36	13,992,396	13,398,301	-	301,266	292,829
C279	Manufacture of other electrical equipment	35	73,644,782	3,750,441	-	67,732,369	2,161,971
C281	Manufacture of general purpose machinery	102	87,767,886	27,977,551	-	59,099,228	691,107
C282	Manufacture of special purpose machinery	162	37,003,822	6,503,122	27,427	2,086,500	28,386,773
C291	Manufacture of motor vehicles	40	50,386,678	47,860,957	-	2,481,050	44,671
C292	Manufacture of bodies (coachwork) for motor vehicles; manufacture of trailers and semi-trailers	24	3,242,716	2,730,561	-	274,659	237,496
C293	Manufacture of parts and accessories for motor vehicles	119	238,170,844	27,000,024	14,728,128	178,881,384	17,561,308
C301	Building of ships and boats	29	110,904,516	3,719,679	-	105,870,153	1,314,684
C302	Manufacture of railway locomotive and rolling stock	S	S	S	S	S	S
C303	Manufacture of air and spacecraft and related machinery	8	42,999,276	346,671	-	42,342,379	310,226
C309	Manufacture of transport equipment, n.e.c.	67	107,184,226	100,346,185	-	6,687,336	150,705
C310	Manufacture of furniture	852	31,155,331	23,739,211	159,609	5,901,203	1,355,309
C321	Manufacture of jewelry, bijouterie and related articles	99	2,462,646	922,675	91	1,457,023	82,858
C322	Manufacture of musical instruments	4	107,235	7,453	20,337	79,445	-
C323	Manufacture of sports goods	17	4,787,378	1,174,002	-	1,733,060	1,880,316
C324	Manufacture of games and toys	28	3,404,739	224,064	-	3,180,676	-
C325	Manufacture of medical and dental instruments and supplies	56	45,914,945	2,513,407	991,247	41,985,776	424,515
C329	Other manufacturing, n.e.c.	204	7,755,503	5,563,867	43,862	1,679,074	468,700
C331	Repair of fabricated metal products, machinery and equipment	712	22,453,414	16,846,999	63,833	5,077,498	465,084
C332	Installation of industrial machinery and equipment	6	150,187	150,187	-	-	-
	National Capital Region	4,636	1,153,334,191	1,046,075,966	5,037,475	91,022,220	11,198,531
C101	Processing and preserving of meat	34	20,174,963	20,174,963	-	-	-

Table 4.1 Number of Establishments and Sale of Products and By-Products by Mode of Sale for Manufacturing Establishments by Region and Industry Group: Philippines, 2018

(Values are in thousand PhP, except number of establishments. Details may not add up to total due to rounding and/or suppression)

Continued

2009 PSIC Code	Region / Industry Description	Number of Establis ments	Sale of Products and By-Products				
			Total	Sales to Domestic Market	Interplant Transfers	Direct Exports	Sales to Exporters
		(1)	(2)	(3)	(4)	(5)	(6)
C102	Processing and preserving of fish, crustaceans and mollusks	29	28,197,897	25,984,006	36,077	250,273	1,927,541
C103	Processing and preserving of fruits and vegetables	36	44,644,820	7,626,309	-	36,997,176	21,335
C104	Manufacture of vegetable and animal oils and fats	19	41,698,761	31,982,845	-	9,664,186	51,729
C105	Manufacture of dairy products	26	17,941,886	17,752,459	-	189,427	-
C106	Manufacture of grain mill products, starches and starch products	15	35,965,246	33,922,926	1,642,722	399,598	-
C107	Manufacture of other food products	1,002	104,370,035	98,911,817	2,284,416	1,358,972	1,814,829
C108	Manufacture of prepared animal feeds	14	26,544,331	26,544,331	-	-	-
C110	Manufacture of beverages	204	136,489,888	136,051,702	-	425,766	12,420
C120	Manufacture of tobacco products	5	56,151,133	48,111,138	-	8,039,995	-
C131	Spinning, weaving and finishing of textiles	33	1,893,266	1,751,483	15,133	49,870	76,781
C139	Manufacture of other textiles	93	8,110,443	6,708,379	-	1,387,182	14,882
C141	Manufacture of wearing apparel, except fur apparel	325	22,756,488	21,417,667	10,357	1,136,694	191,771
C142	Custom tailoring and dressmaking	80	877,679	877,679	-	-	-
C143	Manufacture of knitted and crocheted apparel	21	2,842,943	2,603,823	-	239,120	-
C151	Tanning and dressing of leather; manufacture of luggage and handbags	31	2,045,654	1,851,389	193,537	729	-
C152	Manufacture of footwear	61	2,255,968	2,255,968	-	-	-
C161	Sawmilling and planing of wood	5	295,588	295,588	-	-	-
C162	Manufacture of products of wood, cork, straw and plaiting materials	29	1,271,565	1,114,745	-	156,820	-
C170	Manufacture of paper and paper products	154	54,286,945	53,938,664	-	140,080	208,201
C181	Printing and service activities related to printing	656	23,331,947	22,587,774	-	319,035	425,137
C192	Manufacture of refined petroleum products	4	516,601	516,601	-	-	-
C199	Manufacture of other fuel products	S	S	S	S	S	S
C201	Manufacture of basic chemicals	43	18,392,937	18,305,345	78,032	9,560	-
C202	Manufacture of other chemical products, n.e.c.	166	123,544,701	116,473,038	-	6,693,894	377,768
C203	Manufacture of man-made fibers	S	S	S	S	S	S
C210	Manufacture of pharmaceuticals, medicinal chemical and botanical products	29	53,360,134	52,567,068	330,058	463,008	-

Table 4.1 Number of Establishments and Sale of Products and By-Products by Mode of Sale for Manufacturing Establishments by Region and Industry Group: Philippines, 2018*(Values are in thousand PhP, except number of establishments. Details may not add up to total due to rounding and/or suppression)**Continued*

2009 PSIC Code	Region / Industry Description	Number of Establishments	Sale of Products and By-Products				
			Total	Sales to Domestic Market	Interplant Transfers	Direct Exports	Sales to Exporters
		(1)	(2)	(3)	(4)	(5)	(6)
C221	Manufacture of rubber products	53	6,291,590	6,233,753	35,265	22,572	-
C222	Manufacture of plastics products	350	57,340,510	55,188,222	18,149	1,246,101	888,038
C231	Manufacture of glass and glass products	31	10,518,640	10,309,591	-	161,325	47,724
C239	Manufacture of non-metallic mineral products, n.e.c.	65	11,277,064	10,980,689	222,547	73,827	-
C241	Manufacture of basic iron and steel	82	54,111,918	54,100,507	-	4,871	6,541
C242	Manufacture of basic precious and other non-ferrous metals	4	8,027,683	8,027,683	-	-	-
C243	Casting of metals	18	2,023,737	2,023,737	-	-	-
C251	Manufacture of structural metal products, tanks, reservoirs and steam generators	141	17,951,926	17,547,485	-	358,977	45,463
C252	Manufacture of weapons and ammunition	4	279,519	39,306	171,181	67,319	1,713
C259	Manufacture of other fabricated metal products; metal working service activities	168	26,347,023	24,824,728	-	656,904	865,391
C261	Manufacture of electronic components	9	27,873,701	19,247,729	-	4,756,234	3,869,739
C262	Manufacture of computers and peripheral equipment and accessories	S	S	S	S	S	S
C264	Manufacture of consumer electronics	8	435,504	383,647	-	51,857	-
C265	Manufacture of measuring, testing, navigating and control equipment; watches and clocks	8	539,824	539,824	-	-	-
C267	Manufacture of optical instruments and photographic equipment	S	S	S	S	S	S
C271	Manufacture of electric motors, generators, transformers and electricity distribution and control apparatus	17	1,186,768	1,186,768	-	-	-
C272	Manufacture of batteries and accumulators	S	S	S	S	S	S
C273	Manufacture of wiring and wiring devices	21	10,449,218	10,413,735	-	13,699	21,784
C274	Manufacture of electric lighting equipment	9	670,668	670,668	-	-	-
C275	Manufacture of domestic appliances	12	10,267,819	10,267,819	-	-	-
C279	Manufacture of other electrical equipment	6	261,637	261,637	-	-	-

Table 4.1 Number of Establishments and Sale of Products and By-Products by Mode of Sale for Manufacturing Establishments by Region and Industry Group: Philippines, 2018

(Values are in thousand PhP, except number of establishments. Details may not add up to total due to rounding and/or suppression)

Continued

2009 PSIC Code	Region / Industry Description	Number of Establis ments	Sale of Products and By-Products				
			Total	Sales to Domestic Market	Interplant Transfers	Direct Exports	Sales to Exporters
		(1)	(2)	(3)	(4)	(5)	(6)
C281	Manufacture of general purpose machinery	34	12,135,503	12,108,181	-	27,321	-
C282	Manufacture of special purpose machinery	30	1,821,870	1,625,313	-	196,557	-
C291	Manufacture of motor vehicles	9	288,389	243,718	-	-	44,671
C292	Manufacture of bodies (coachwork) for motor vehicles; manufacture of trailers and semi-trailers	11	1,663,827	1,404,436	-	259,392	-
C293	Manufacture of parts and accessories for motor vehicles	15	12,379,729	964,502	-	11,415,227	-
C301	Building of ships and boats	5	13,767	13,767	-	-	-
C303	Manufacture of air and spacecraft and related machinery	S	S	S	S	S	S
C309	Manufacture of transport equipment, n.e.c.	10	15,291,476	15,290,833	-	644	-
C310	Manufacture of furniture	154	12,589,740	12,569,938	-	6,408	13,395
C321	Manufacture of jewelry, bijouterie and related articles	11	164,192	151,430	-	12,761	-
C322	Manufacture of musical instruments	S	S	S	S	S	S
C323	Manufacture of sports goods	3	1,090,616	1,090,616	-	-	-
C324	Manufacture of games and toys	8	233,507	173,212	-	60,296	-
C325	Manufacture of medical and dental instruments and supplies	11	867,524	407,414	-	189,281	270,828
C329	Other manufacturing, n.e.c.	42	2,709,008	2,709,008	-	-	-
C331	Repair of fabricated metal products, machinery and equipment	161	15,353,377	11,945,091	-	3,408,286	-
C332	Installation of industrial machinery and equipment	4	59,601	59,601	-	-	-
	Cordillera Administrative Region	685	75,113,340	3,255,732	166,098	71,578,871	112,639
C101	Processing and preserving of meat	6	64,499	64,499	-	-	-
C102	Processing and preserving of fish, crustaceans and mollusks	8	39,113	39,113	-	-	-
C103	Processing and preserving of fruits and vegetables	6	625,057	625,057	-	-	-
C105	Manufacture of dairy products	S	S	S	S	S	S
C106	Manufacture of grain mill products, starches and starch products	100	21,615	21,397	-	-	218
C107	Manufacture of other food products	140	1,452,206	1,286,108	166,098	-	-
C110	Manufacture of beverages	190	430,969	430,969	-	-	-

Table 4.1 Number of Establishments and Sale of Products and By-Products by Mode of Sale for Manufacturing Establishments by Region and Industry Group: Philippines, 2018

(Values are in thousand PhP, except number of establishments. Details may not add up to total due to rounding and/or suppression)

Continued

2009 PSIC Code	Region / Industry Description	Number of Establishments	Sale of Products and By-Products				
			Total	Sales to Domestic Market	Interplant Transfers	Direct Exports	Sales to Exporters
		(1)	(2)	(3)	(4)	(5)	(6)
C131	Spinning, weaving and finishing of textiles	13	55,027	55,027	-	-	-
C139	Manufacture of other textiles	6	72,152	4,062	-	68,090	-
C141	Manufacture of wearing apparel, except fur apparel	S	S	S	S	S	S
C142	Custom tailoring and dressmaking	43	77,053	77,053	-	-	-
C162	Manufacture of products of wood, cork, straw and plaiting materials	6	8,556	8,556	-	-	-
C181	Printing and service activities related to printing	75	108,376	108,376	-	-	-
C201	Manufacture of basic chemicals	3	14,354	14,354	-	-	-
C221	Manufacture of rubber products	5	290	290	-	-	-
C222	Manufacture of plastics products	S	S	S	S	S	S
C231	Manufacture of glass and glass products	S	S	S	S	S	S
C239	Manufacture of non-metallic mineral products, n.e.c.	23	320,040	320,040	-	-	-
C241	Manufacture of basic iron and steel	5	50,204	50,204	-	-	-
C251	Manufacture of structural metal products, tanks, reservoirs and steam generators	10	23,087	23,087	-	-	-
C259	Manufacture of other fabricated metal products; metal working service activities	19	20,678	20,678	-	-	-
C261	Manufacture of electronic components	S	S	S	S	S	S
C303	Manufacture of air and spacecraft and related machinery	S	S	S	S	S	S
C310	Manufacture of furniture	17	86,933	86,933	-	-	-
C321	Manufacture of jewelry, bijouterie and related articles	S	S	S	S	S	S
	I – Ilocos Region	953	25,635,237	25,547,256	-	87,981	-
C101	Processing and preserving of meat	12	911,318	911,318	-	-	-
C102	Processing and preserving of fish, crustaceans and mollusks	33	1,940,783	1,852,802	-	87,981	-
C103	Processing and preserving of fruits and vegetables	3	177,473	177,473	-	-	-
C105	Manufacture of dairy products	S	S	S	S	S	S

Table 4.1 Number of Establishments and Sale of Products and By-Products by Mode of Sale for Manufacturing Establishments by Region and Industry Group: Philippines, 2018

(Values are in thousand PhP, except number of establishments. Details may not add up to total due to rounding and/or suppression)

Continued

2009 PSIC Code	Region / Industry Description	Number of Establis ments	Sale of Products and By-Products				
			Total	Sales to Domestic Market	Interplant Transfers	Direct Exports	Sales to Exporters
		(1)	(2)	(3)	(4)	(5)	(6)
C106	Manufacture of grain mill products, starches and starch products	71	577,242	577,242	-	-	-
C107	Manufacture of other food products	347	3,094,489	3,094,489	-	-	-
C108	Manufacture of prepared animal feeds	3	90,585	90,585	-	-	-
C110	Manufacture of beverages	140	64,817	64,817	-	-	-
C120	Manufacture of tobacco products	S	S	S	S	S	S
C131	Spinning, weaving and finishing of textiles	5	3,690	3,690	-	-	-
C141	Manufacture of wearing apparel, except fur apparel	5	8,447	8,447	-	-	-
C142	Custom tailoring and dressmaking	42	34,328	34,328	-	-	-
C152	Manufacture of footwear	6	3,355	3,355	-	-	-
C162	Manufacture of products of wood, cork, straw and plaiting materials	13	13,073	13,073	-	-	-
C170	Manufacture of paper and paper products	9	1,815,811	1,815,811	-	-	-
C181	Printing and service activities related to printing	112	226,725	226,725	-	-	-
C201	Manufacture of basic chemicals	6	192,235	192,235	-	-	-
C210	Manufacture of pharmaceuticals, medicinal chemical and botanical products	S	S	S	S	S	S
C221	Manufacture of rubber products	5	1,003	1,003	-	-	-
C231	Manufacture of glass and glass products	4	25,119	25,119	-	-	-
C239	Manufacture of non-metallic mineral products, n.e.c.	45	14,331,754	14,331,754	-	-	-
C241	Manufacture of basic iron and steel	11	1,376,547	1,376,547	-	-	-
C251	Manufacture of structural metal products, tanks, reservoirs and steam generators	15	282,942	282,942	-	-	-
C259	Manufacture of other fabricated metal products; metal working service activities	16	16,750	16,750	-	-	-
C273	Manufacture of wiring and wiring devices	S	S	S	S	S	S
C282	Manufacture of special purpose machinery	S	S	S	S	S	S

Table 4.1 Number of Establishments and Sale of Products and By-Products by Mode of Sale for Manufacturing Establishments by Region and Industry Group: Philippines, 2018*(Values are in thousand PhP, except number of establishments. Details may not add up to total due to rounding and/or suppression)**Continued*

2009 PSIC Code	Region / Industry Description	Number of Establis ments	Sale of Products and By-Products				
			Total	Sales to Domestic Market	Interplant Transfers	Direct Exports	Sales to Exporters
		(1)	(2)	(3)	(4)	(5)	(6)
C292	Manufacture of bodies (coachwork) for motor vehicles; manufacture of trailers and semi-trailers	3	6,038	6,038	-	-	-
C293	Manufacture of parts and accessories for motor vehicles	3	1,539	1,539	-	-	-
C309	Manufacture of transport equipment, n.e.c.	13	40,395	40,395	-	-	-
C321	Manufacture of jewelry, bijouterie and related articles	S	S	S	S	S	S
C324	Manufacture of games and toys	S	S	S	S	S	S
C329	Other manufacturing, n.e.c.	7	70,637	70,637	-	-	-
C331	Repair of fabricated metal products, machinery and equipment	17	19,732	19,732	-	-	-
II – Cagayan Valley		1,133	22,934,549	21,660,252	-	215,851	1,058,445
C101	Processing and preserving of meat	6	63,347	63,347	-	-	-
C102	Processing and preserving of fish, crustaceans and mollusks	4	3,980	3,980	-	-	-
C103	Processing and preserving of fruits and vegetables	8	11,092	11,092	-	-	-
C104	Manufacture of vegetable and animal oils and fats	S	S	S	S	S	S
C105	Manufacture of dairy products	4	10,102	10,102	-	-	-
C106	Manufacture of grain mill products, starches and starch products	175	12,823,362	12,823,362	-	-	-
C107	Manufacture of other food products	382	913,434	913,434	-	-	-
C108	Manufacture of prepared animal feeds	7	411,649	411,649	-	-	-
C110	Manufacture of beverages	227	3,455,443	3,455,443	-	-	-
C120	Manufacture of tobacco products	3	1,761,066	486,770	-	215,851	1,058,445
C131	Spinning, weaving and finishing of textiles	3	2,447	2,447	-	-	-
C139	Manufacture of other textiles	4	13,830	13,830	-	-	-
C142	Custom tailoring and dressmaking	34	38,258	38,258	-	-	-
C151	Tanning and dressing of leather; manufacture of luggage and handbags	3	2,845	2,845	-	-	-
C162	Manufacture of products of wood, cork, straw and plaiting materials	8	2,976	2,976	-	-	-
C181	Printing and service activities related to printing	122	465,786	465,786	-	-	-

Table 4.1 Number of Establishments and Sale of Products and By-Products by Mode of Sale for Manufacturing Establishments by Region and Industry Group: Philippines, 2018

(Values are in thousand PhP, except number of establishments. Details may not add up to total due to rounding and/or suppression)

Continued

2009 PSIC Code	Region / Industry Description	Number of Establis ments	Sale of Products and By-Products				
			Total	Sales to Domestic Market	Interplant Transfers	Direct Exports	Sales to Exporters
		(1)	(2)	(3)	(4)	(5)	(6)
C182	Reproduction of recorded media	3	3,214	3,214	-	-	-
C199	Manufacture of other fuel products	S	S	S	S	S	S
C201	Manufacture of basic chemicals	S	S	S	S	S	S
C222	Manufacture of plastics products	6	9,112	9,112	-	-	-
C239	Manufacture of non-metallic mineral products, n.e.c.	25	97,555	97,555	-	-	-
C241	Manufacture of basic iron and steel	9	8,809	8,809	-	-	-
C251	Manufacture of structural metal products, tanks, reservoirs and steam generators	12	73,204	73,204	-	-	-
C252	Manufacture of weapons and ammunition	S	S	S	S	S	S
C259	Manufacture of other fabricated metal products; metal working service activities	32	93,566	93,566	-	-	-
C279	Manufacture of other electrical equipment	3	1,328,176	1,328,176	-	-	-
C282	Manufacture of special purpose machinery	3	150,947	150,947	-	-	-
C310	Manufacture of furniture	21	128,394	128,394	-	-	-
C321	Manufacture of jewelry, bijouterie and related articles	5	1,172	1,172	-	-	-
C329	Other manufacturing, n.e.c.	S	S	S	S	S	S
C331	Repair of fabricated metal products, machinery and equipment	17	38,894	38,894	-	-	-
	III – Central Luzon	3,388	854,029,654	493,551,392	7,407,049	333,101,331	19,969,881
C101	Processing and preserving of meat	74	19,809,014	13,602,260	5,511,527	695,228	-
C102	Processing and preserving of fish, crustaceans and mollusks	27	3,919,222	2,817,164	-	577,318	524,741
C103	Processing and preserving of fruits and vegetables	31	6,018,923	5,946,507	-	72,416	-
C104	Manufacture of vegetable and animal oils and fats	4	2,058,071	2,007,153	-	-	50,918
C105	Manufacture of dairy products	12	4,157,771	3,111,952	-	1,045,819	-
C106	Manufacture of grain mill products, starches and starch products	235	12,749,360	12,741,161	-	-	8,199
C107	Manufacture of other food products	1,054	33,010,425	30,978,032	-	2,019,409	12,984

Table 4.1 Number of Establishments and Sale of Products and By-Products by Mode of Sale for Manufacturing Establishments by Region and Industry Group: Philippines, 2018*(Values are in thousand PhP, except number of establishments. Details may not add up to total due to rounding and/or suppression)**Continued*

2009 PSIC Code	Region / Industry Description	Number of Establis ments	Sale of Products and By-Products				
			Total	Sales to Domestic Market	Interplant Transfers	Direct Exports	Sales to Exporters
		(1)	(2)	(3)	(4)	(5)	(6)
C108	Manufacture of prepared animal feeds	54	44,455,597	44,455,597	-	-	-
C110	Manufacture of beverages	360	35,816,618	35,422,287	394,331	-	-
C120	Manufacture of tobacco products	S	S	S	S	S	S
C131	Spinning, weaving and finishing of textiles	20	5,287,392	3,965,166	63,974	955,590	302,662
C139	Manufacture of other textiles	40	2,311,098	584,334	331,248	1,394,018	1,498
C141	Manufacture of wearing apparel, except fur apparel	149	9,731,552	2,645,565	285,183	6,320,434	480,369
C142	Custom tailoring and dressmaking	60	74,674	74,634	41	-	-
C143	Manufacture of knitted and crocheted apparel	3	669,740	29,739	-	640,001	-
C151	Tanning and dressing of leather; manufacture of luggage and handbags	41	6,878,410	445,663	-	6,415,210	17,536
C152	Manufacture of footwear	10	2,048,001	1,274,469	-	773,532	-
C161	Sawmilling and 377lanning of wood	S	S	S	S	S	S
C162	Manufacture of products of wood, cork, straw and plaiting materials	63	1,763,265	624,289	-	1,046,113	92,863
C170	Manufacture of paper and paper products	35	20,597,248	19,936,860	-	660,389	-
C181	Printing and service activities related to printing	163	840,684	785,402	-	47,984	7,298
C192	Manufacture of refined petroleum products	3	170,392,754	170,392,754	-	-	-
C201	Manufacture of basic chemicals	21	4,540,077	4,077,283	262,729	200,065	-
C202	Manufacture of other chemical products, n.e.c.	35	6,210,825	5,419,850	-	449,273	341,702
C210	Manufacture of pharmaceuticals, medicinal chemical and botanical products	22	5,845,757	5,770,431	-	75,326	-
C221	Manufacture of rubber products	14	14,163,877	1,278,339	-	12,885,538	-
C222	Manufacture of plastics products	115	18,691,810	16,271,526	887	2,093,323	326,076
C231	Manufacture of glass and glass products	14	1,250,076	210,772	115,483	923,821	-
C239	Manufacture of non-metallic mineral products, n.e.c.	134	43,726,005	42,291,393	8,716	289,141	1,136,755
C241	Manufacture of basic iron and steel	44	27,866,804	22,807,553	-	4,961,673	97,578
C242	Manufacture of basic precious and other non-ferrous metals	4	378,192	66,215	-	311,977	-
C243	Casting of metals	7	987,179	368,246	-	618,933	-

Table 4.1 Number of Establishments and Sale of Products and By-Products by Mode of Sale for Manufacturing Establishments by Region and Industry Group: Philippines, 2018

(Values are in thousand PhP, except number of establishments. Details may not add up to total due to rounding and/or suppression)

Continued

2009 PSIC Code	Region / Industry Description	Number of Establis ments	Sale of Products and By-Products				
			Total	Sales to Domestic Market	Interplant Transfers	Direct Exports	Sales to Exporters
		(1)	(2)	(3)	(4)	(5)	(6)
C251	Manufacture of structural metal products, tanks, reservoirs and steam generators	60	3,961,724	3,260,421	103,117	426,685	171,500
C259	Manufacture of other fabricated metal products; metal working service activities	85	12,915,901	4,610,256	-	8,246,991	58,654
C261	Manufacture of electronic components	14	150,717,321	1,684,740	151,402	146,641,202	2,239,977
C262	Manufacture of computers and peripheral equipment and accessories	5	13,718,514	32,489	-	11,906,109	1,779,915
C263	Manufacture of communication equipment	S	S	S	S	S	S
C264	Manufacture of consumer electronics	3	378,507	354,418	-	24,089	-
C265	Manufacture of measuring, testing, navigating and control equipment; watches and clocks	3	195,257	97,270	-	97,987	-
C271	Manufacture of electric motors, generators, transformers and electricity distribution and control apparatus	10	1,379,360	763,892	-	120,617	494,852
C272	Manufacture of batteries and accumulators	S	S	S	S	S	S
C273	Manufacture of wiring and wiring devices	10	9,385,856	9,176,745	-	209,111	-
C274	Manufacture of electric lighting equipment	7	936,125	49,580	-	669,793	216,752
C275	Manufacture of domestic appliances	4	1,317,257	1,317,257	-	-	-
C279	Manufacture of other electrical equipment	10	1,412,977	302,997	-	536,355	573,625
C281	Manufacture of general purpose machinery	13	6,398,039	5,850,331	-	213,784	333,925
C282	Manufacture of special purpose machinery	15	326,087	235,720	27,427	62,941	-
C291	Manufacture of motor vehicles	4	139,896	139,896	-	-	-
C292	Manufacture of bodies (coachwork) for motor vehicles; manufacture of trailers and semi-trailers	S	S	S	S	S	S
C293	Manufacture of parts and accessories for motor vehicles	9	33,495,585	4,965,726	-	27,390,843	1,139,017
C301	Building of ships and boats	S	S	S	S	S	S
C303	Manufacture of air and spacecraft and related machinery	5	1,267,604	290,494	-	666,884	310,226

Table 4.1 Number of Establishments and Sale of Products and By-Products by Mode of Sale for Manufacturing Establishments by Region and Industry Group: Philippines, 2018*(Values are in thousand PhP, except number of establishments. Details may not add up to total due to rounding and/or suppression)**Continued*

2009 PSIC Code	Region / Industry Description	Number of Establishments	Sale of Products and By-Products				
			Total	Sales to Domestic Market	Interplant Transfers	Direct Exports	Sales to Exporters
		(1)	(2)	(3)	(4)	(5)	(6)
C309	Manufacture of transport equipment, n.e.c.	13	85,874	70,758	-	15,116	-
C310	Manufacture of furniture	121	3,537,234	2,137,705	-	657,176	742,353
C321	Manufacture of jewelry, bijouterie and related articles	15	384,280	114,305	-	269,976	-
C322	Manufacture of musical instruments	S	S	S	S	S	S
C323	Manufacture of sports goods	3	1,581,287	2,606	-	401,362	1,177,319
C324	Manufacture of games and toys	8	910,251	33,600	-	876,651	-
C325	Manufacture of medical and dental instruments and supplies	9	6,010,896	576,761	130,648	5,297,007	6,480
C329	Other manufacturing, n.e.c.	42	2,303,187	1,657,579	-	645,608	-
C331	Repair of fabricated metal products, machinery and equipment	62	2,491,177	1,046,637	-	1,353,239	91,300
C332	Installation of industrial machinery and equipment	S	S	S	S	S	S
IVA – CALABARZON		4,035	2,317,255,479	1,069,644,271	46,696,135	1,030,564,132	170,350,942
C101	Processing and preserving of meat	41	34,892,023	34,860,463	-	31,560	-
C102	Processing and preserving of fish, crustaceans and mollusks	12	11,854,261	9,723,764	1,838,392	292,105	-
C103	Processing and preserving of fruits and vegetables	19	7,037,700	6,582,373	46,888	408,438	-
C104	Manufacture of vegetable and animal oils and fats	31	14,022,012	10,304,977	-	3,717,035	-
C105	Manufacture of dairy products	12	15,854,632	10,853,809	-	51,018	4,949,805
C106	Manufacture of grain mill products, starches and starch products	90	5,554,815	5,535,737	-	19,077	-
C107	Manufacture of other food products	877	106,583,306	103,326,672	289,016	2,699,554	268,064
C108	Manufacture of prepared animal feeds	69	8,851,132	8,851,132	-	-	-
C110	Manufacture of beverages	291	143,794,245	143,655,297	-	138,948	-
C120	Manufacture of tobacco products	3	21,413,103	21,359,101	-	54,002	-
C131	Spinning, weaving and finishing of textiles	10	1,996,599	1,666,218	-	298,999	31,381
C139	Manufacture of other textiles	33	1,418,369	1,278,092	66	139,576	635
C141	Manufacture of wearing apparel, except fur apparel	244	12,737,256	4,593,066	-	7,236,748	907,443
C142	Custom tailoring and dressmaking	90	92,204	81,005	-	11,199	-
C143	Manufacture of knitted and crocheted apparel	16	2,469,213	24,392	144,676	957,998	1,342,146

Table 4.1 Number of Establishments and Sale of Products and By-Products by Mode of Sale for Manufacturing Establishments by Region and Industry Group: Philippines, 2018

(Values are in thousand PhP, except number of establishments. Details may not add up to total due to rounding and/or suppression)

Continued

2009 PSIC Code	Region / Industry Description	Number of Establis ments	Sale of Products and By-Products				
			Total	Sales to Domestic Market	Interplant Transfers	Direct Exports	Sales to Exporters
		(1)	(2)	(3)	(4)	(5)	(6)
C151	Tanning and dressing of leather; manufacture of luggage and handbags	24	18,555,913	51,280	-	18,504,634	-
C152	Manufacture of footwear	34	2,453,749	1,364,108	55,123	1,034,517	-
C161	Sawmilling and planing of wood	S	S	S	S	S	S
C162	Manufacture of products of wood, cork, straw and plaiting materials	64	38,429,380	3,470,892	15,177,005	19,355,027	426,456
C170	Manufacture of paper and paper products	76	19,998,535	14,011,991	-	2,834,546	3,151,998
C181	Printing and service activities related to printing	198	7,196,450	6,581,266	-	62,972	552,211
C182	Reproduction of recorded media	S	S	S	S	S	S
C192	Manufacture of refined petroleum products	S	S	S	S	S	S
C199	Manufacture of other fuel products	S	S	S	S	S	S
C201	Manufacture of basic chemicals	31	56,191,592	44,613,316	91,382	9,972,641	1,514,252
C202	Manufacture of other chemical products, n.e.c.	91	79,225,965	74,293,538	1,232	2,942,981	1,988,214
C210	Manufacture of pharmaceuticals, medicinal chemical and botanical products	34	15,461,788	14,218,492	-	1,243,296	-
C221	Manufacture of rubber products	35	7,280,628	965,266	88,143	5,649,819	577,401
C222	Manufacture of plastics products	181	55,344,319	29,789,040	278,386	10,505,402	14,771,492
C231	Manufacture of glass and glass products	18	11,217,280	9,944,515	-	1,259,619	13,146
C239	Manufacture of non-metallic mineral products, n.e.c.	115	83,239,496	30,029,850	7,357,105	45,773,829	78,712
C241	Manufacture of basic iron and steel	59	50,426,532	46,934,402	2,237,003	1,220,978	34,149
C242	Manufacture of basic precious and other non-ferrous metals	8	4,814,381	268,755	-	2,468,983	2,076,643
C243	Casting of metals	16	10,327,260	2,184,949	273,752	6,388,263	1,480,296
C251	Manufacture of structural metal products, tanks, reservoirs and steam generators	109	13,889,934	10,196,040	-	2,558,900	1,134,994
C252	Manufacture of weapons and ammunition	S	S	S	S	S	S
C259	Manufacture of other fabricated metal products; metal working service activities	245	38,605,260	11,132,905	3,172	16,304,725	11,164,458

Table 4.1 Number of Establishments and Sale of Products and By-Products by Mode of Sale for Manufacturing Establishments by Region and Industry Group: Philippines, 2018*(Values are in thousand PhP, except number of establishments. Details may not add up to total due to rounding and/or suppression)**Continued*

2009 PSIC Code	Region / Industry Description	Number of Establishments	Sale of Products and By-Products				
			Total	Sales to Domestic Market	Interplant Transfers	Direct Exports	Sales to Exporters
		(1)	(2)	(3)	(4)	(5)	(6)
C261	Manufacture of electronic components	103	346,777,112	41,707,964	1,129,461	238,229,672	65,710,014
C262	Manufacture of computers and peripheral equipment and accessories	24	241,198,943	6,812,760	14,533	233,692,565	679,086
C263	Manufacture of communication equipment	10	4,078,409	29,505	-	956,366	3,092,538
C264	Manufacture of consumer electronics	12	19,877,783	5,137,874	2,040,002	11,586,792	1,113,115
C265	Manufacture of measuring, testing, navigating and control equipment; watches and clocks	5	2,592,885	-	-	2,558,565	34,320
C267	Manufacture of optical instruments and photographic equipment	9	12,073,980	710,253	-	11,363,727	-
C271	Manufacture of electric motors, generators, transformers and electricity distribution and control apparatus	46	14,140,706	2,803,078	-	9,784,530	1,553,098
C272	Manufacture of batteries and accumulators	S	S	S	S	S	S
C273	Manufacture of wiring and wiring devices	20	18,595,214	6,614,054	-	10,265,967	1,715,193
C274	Manufacture of electric lighting equipment	15	6,898,788	374,131	-	4,325,885	2,198,773
C275	Manufacture of domestic appliances	12	1,969,836	1,677,006	-	-	292,829
C279	Manufacture of other electrical equipment	14	69,134,658	350,297	-	67,196,015	1,588,346
C281	Manufacture of general purpose machinery	41	65,351,953	9,474,144	-	55,520,627	357,182
C282	Manufacture of special purpose machinery	73	33,654,313	3,440,537	-	1,827,003	28,386,773
C291	Manufacture of motor vehicles	13	47,380,035	45,049,332	-	2,330,703	-
C292	Manufacture of bodies (coachwork) for motor vehicles; manufacture of trailers and semi-trailers	10	1,357,532	1,104,769	-	15,267	237,496
C293	Manufacture of parts and accessories for motor vehicles	74	187,264,866	17,597,150	14,728,128	139,986,442	14,953,145
C301	Building of ships and boats	5	110,715	102,895	-	7,820	-
C302	Manufacture of railway locomotive and rolling stock	S	S	S	S	S	S
C303	Manufacture of air and spacecraft and related machinery	S	S	S	S	S	S
C309	Manufacture of transport equipment, n.e.c.	21	87,070,560	84,648,268	-	2,381,302	40,990
C310	Manufacture of furniture	150	4,586,767	4,255,945	-	141,535	189,287

Table 4.1 Number of Establishments and Sale of Products and By-Products by Mode of Sale for Manufacturing Establishments by Region and Industry Group: Philippines, 2018

(Values are in thousand PhP, except number of establishments. Details may not add up to total due to rounding and/or suppression)

Continued

2009 PSIC Code	Region / Industry Description	Number of Establis ments	Sale of Products and By-Products				
			Total	Sales to Domestic Market	Interplant Transfers	Direct Exports	Sales to Exporters
		(1)	(2)	(3)	(4)	(5)	(6)
C321	Manufacture of jewelry, bijouterie and related articles	4	160,079	128,116	-	27,747	4,216
C322	Manufacture of musical instruments	S	S	S	S	S	S
C323	Manufacture of sports goods	8	1,808,538	4,321	-	1,101,220	702,997
C324	Manufacture of games and toys	6	1,181,240	3,731	-	1,177,509	-
C325	Manufacture of medical and dental instruments and supplies	21	35,893,479	1,259,258	794,975	33,692,038	147,208
C329	Other manufacturing, n.e.c.	17	1,100,505	237,922	43,862	500,557	318,164
C331	Repair of fabricated metal products, machinery and equipment	133	2,303,972	1,586,214	63,833	315,973	337,952
C332	Installation of industrial machinery and equipment	S	S	S	S	S	S
	MIMAROPA	1,118	20,845,912	5,212,289	-	15,633,623	-
C101	Processing and preserving of meat	3	246,557	246,557	-	-	-
C102	Processing and preserving of fish, crustaceans and mollusks	S	S	S	S	S	S
C103	Processing and preserving of fruits and vegetables	S	S	S	S	S	S
C104	Manufacture of vegetable and animal oils and fats	7	383,184	375,932	-	7,252	-
C105	Manufacture of dairy products	5	1,720	1,720	-	-	-
C106	Manufacture of grain mill products, starches and starch products	98	2,766,337	2,766,337	-	-	-
C107	Manufacture of other food products	432	1,016,635	1,016,635	-	-	-
C110	Manufacture of beverages	289	294,245	294,245	-	-	-
C131	Spinning, weaving and finishing of textiles	3	3,269	3,269	-	-	-
C141	Manufacture of wearing apparel, except fur apparel	8	3,521	3,521	-	-	-
C142	Custom tailoring and dressmaking	22	27,632	27,632	-	-	-
C151	Tanning and dressing of leather; manufacture of luggage and handbags	3	3,573	3,573	-	-	-
C161	Sawmilling and planing of wood	4	1,722	1,722	-	-	-
C162	Manufacture of products of wood, cork, straw and plaiting materials	13	57,692	36,761	-	20,931	-
C181	Printing and service activities related to printing	123	306,115	306,115	-	-	-

Table 4.1 Number of Establishments and Sale of Products and By-Products by Mode of Sale for Manufacturing Establishments by Region and Industry Group: Philippines, 2018*(Values are in thousand PhP, except number of establishments. Details may not add up to total due to rounding and/or suppression)**Continued*

2009 PSIC Code	Region / Industry Description	Number of Establishments	Sale of Products and By-Products				
			Total	Sales to Domestic Market	Interplant Transfers	Direct Exports	Sales to Exporters
		(1)	(2)	(3)	(4)	(5)	(6)
C201	Manufacture of basic chemicals	3	1,697	1,697	-	-	-
C202	Manufacture of other chemical products, n.e.c.	S	S	S	S	S	S
C210	Manufacture of pharmaceuticals, medicinal chemical and botanical products	S	S	S	S	S	S
C222	Manufacture of plastics products	6	6,352	6,352	-	-	-
C239	Manufacture of non-metallic mineral products, n.e.c.	37	32,212	32,212	-	-	-
C241	Manufacture of basic iron and steel	8	4,225	4,225	-	-	-
C242	Manufacture of basic precious and other non-ferrous metals	S	S	S	S	S	S
C259	Manufacture of other fabricated metal products; metal working service activities	19	18,825	18,825	-	-	-
C282	Manufacture of special purpose machinery	S	S	S	S	S	S
C310	Manufacture of furniture	21	27,671	27,671	-	-	-
C331	Repair of fabricated metal products, machinery and equipment	5	9,155	9,155	-	-	-
	V – Bicol Region	1,339	30,817,048	10,833,331	-	18,564,172	1,419,545
C101	Processing and preserving of meat	14	163,910	163,910	-	-	-
C102	Processing and preserving of fish, crustaceans and mollusks	28	523,876	27,896	-	286,541	209,439
C103	Processing and preserving of fruits and vegetables	5	36,326	36,326	-	-	-
C104	Manufacture of vegetable and animal oils and fats	9	3,327,984	393,728	-	1,924,278	1,009,978
C105	Manufacture of dairy products	6	3,057	2,922	-	-	134
C106	Manufacture of grain mill products, starches and starch products	67	2,329,639	2,329,639	-	-	-
C107	Manufacture of other food products	542	2,214,249	2,105,895	-	-	108,354
C108	Manufacture of prepared animal feeds	4	530,172	530,172	-	-	-
C110	Manufacture of beverages	249	1,002,372	1,002,372	-	-	-
C120	Manufacture of tobacco products	S	S	S	S	S	S
C131	Spinning, weaving and finishing of textiles	6	2,710	2,710	-	-	-
C139	Manufacture of other textiles	10	326,638	76,346	-	250,292	-

Table 4.1 Number of Establishments and Sale of Products and By-Products by Mode of Sale for Manufacturing Establishments by Region and Industry Group: Philippines, 2018

(Values are in thousand PhP, except number of establishments. Details may not add up to total due to rounding and/or suppression)

Continued

Continued

2009 PSIC Code	Region / Industry Description	Number of Establis ments	Sale of Products and By-Products				
			Total	Sales to Domestic Market	Interplant Transfers	Direct Exports	Sales to Exporters
		(1)	(2)	(3)	(4)	(5)	(6)
C141	Manufacture of wearing apparel, except fur apparel	19	42,295	42,295	-	-	-
C142	Custom tailoring and dressmaking	55	61,200	61,200	-	-	-
C151	Tanning and dressing of leather; manufacture of luggage and handbags	3	671	671	-	-	-
C152	Manufacture of footwear	4	2,656	2,656	-	-	-
C162	Manufacture of products of wood, cork, straw and plaiting materials	32	329,893	65,468	-	200,401	64,023
C170	Manufacture of paper and paper products	5	947,496	17,252	-	930,244	-
C181	Printing and service activities related to printing	93	278,444	278,444	-	-	-
C201	Manufacture of basic chemicals	3	15,153	15,153	-	-	-
C210	Manufacture of pharmaceuticals, medicinal chemical and botanical products	5	-	-	-	-	-
C231	Manufacture of glass and glass products	S	S	S	S	S	S
C239	Manufacture of non-metallic mineral products, n.e.c.	29	3,033,131	3,033,131	-	-	-
C241	Manufacture of basic iron and steel	12	114,054	114,054	-	-	-
C242	Manufacture of basic precious and other non-ferrous metals	S	S	S	S	S	S
C251	Manufacture of structural metal products, tanks, reservoirs and steam generators	21	33,933	33,933	-	-	-
C259	Manufacture of other fabricated metal products; metal working service activities	31	12,160	12,160	-	-	-
C281	Manufacture of general purpose machinery	4	266,079	266,079	-	-	-
C282	Manufacture of special purpose machinery	3	35,031	35,031	-	-	-
C293	Manufacture of parts and accessories for motor vehicles	3	609	609	-	-	-
C310	Manufacture of furniture	25	34,310	34,310	-	-	-
C329	Other manufacturing, n.e.c.	19	64,176	13,399	-	23,161	27,616
C331	Repair of fabricated metal products, machinery and equipment	29	119,421	119,421	-	-	-
VI – Western Visayas		1,425	74,616,292	73,785,197	15,869	549,007	266,220

Table 4.1 Number of Establishments and Sale of Products and By-Products by Mode of Sale for Manufacturing Establishments by Region and Industry Group: Philippines, 2018*(Values are in thousand PhP, except number of establishments. Details may not add up to total due to rounding and/or suppression)**Continued*

2009 PSIC Code	Region / Industry Description	Number of Establis ments	Sale of Products and By-Products				
			Total	Sales to Domestic Market	Interplant Transfers	Direct Exports	Sales to Exporters
		(1)	(2)	(3)	(4)	(5)	(6)
C101	Processing and preserving of meat	19	4,910,384	4,910,384	-	-	-
C102	Processing and preserving of fish, crustaceans and mollusks	31	782,174	388,897	5,007	362,899	25,371
C103	Processing and preserving of fruits and vegetables	S	S	S	S	S	S
C104	Manufacture of vegetable and animal oils and fats	5	206,624	206,624	-	-	-
C105	Manufacture of dairy products	5	9,027	9,027	-	-	-
C106	Manufacture of grain mill products, starches and starch products	107	1,238,550	1,238,550	-	-	-
C107	Manufacture of other food products	444	35,640,006	35,322,644	1,928	112,029	203,405
C108	Manufacture of prepared animal feeds	3	5,181,726	5,181,726	-	-	-
C110	Manufacture of beverages	282	15,969,874	15,969,874	-	-	-
C131	Spinning, weaving and finishing of textiles	14	57,130	18,252	-	1,433	37,444
C139	Manufacture of other textiles	4	14,873	14,873	-	-	-
C141	Manufacture of wearing apparel, except fur apparel	17	49,912	28,417	-	21,495	-
C142	Custom tailoring and dressmaking	63	62,741	62,741	-	-	-
C161	Sawmilling and planing of wood	3	13,068	13,068	-	-	-
C162	Manufacture of products of wood, cork, straw and plaiting materials	14	58,275	52,014	-	6,262	-
C181	Printing and service activities related to printing	145	414,473	414,473	-	-	-
C192	Manufacture of refined petroleum products	S	S	S	S	S	S
C201	Manufacture of basic chemicals	9	6,690,160	6,690,160	-	-	-
C202	Manufacture of other chemical products, n.e.c.	S	S	S	S	S	S
C210	Manufacture of pharmaceuticals, medicinal chemical and botanical products	7	41,631	41,631	-	-	-
C221	Manufacture of rubber products	3	1,726	1,726	-	-	-
C222	Manufacture of plastics products	21	634,554	634,554	-	-	-
C231	Manufacture of glass and glass products	4	4,346	4,346	-	-	-
C239	Manufacture of non-metallic mineral products, n.e.c.	99	1,345,245	1,345,245	-	-	-
C241	Manufacture of basic iron and steel	14	183,388	183,388	-	-	-

Table 4.1 Number of Establishments and Sale of Products and By-Products by Mode of Sale for Manufacturing Establishments by Region and Industry Group: Philippines, 2018

(Values are in thousand PhP, except number of establishments. Details may not add up to total due to rounding and/or suppression)

Continued

2009 PSIC Code	Region / Industry Description	Number of Establis ments	Sale of Products and By-Products				
			Total	Sales to Domestic Market	Interplant Transfers	Direct Exports	Sales to Exporters
		(1)	(2)	(3)	(4)	(5)	(6)
C243	Casting of metals	5	54,864	54,864	-	-	-
C251	Manufacture of structural metal products, tanks, reservoirs and steam generators	17	153,070	153,070	-	-	-
C259	Manufacture of other fabricated metal products; metal working service activities	33	106,328	106,328	-	-	-
C265	Manufacture of measuring, testing, navigating and control equipment; watches and clocks	S	S	S	S	S	S
C267	Manufacture of optical instruments and photographic equipment	S	S	S	S	S	S
C282	Manufacture of special purpose machinery	3	185,259	185,259	-	-	-
C293	Manufacture of parts and accessories for motor vehicles	3	5,212	5,212	-	-	-
C310	Manufacture of furniture	12	318,229	309,296	8,933	-	-
C321	Manufacture of jewelry, bijouterie and related articles	5	13,698	8,219	-	5,479	-
C329	Other manufacturing, n.e.c.	11	165,661	126,251	-	39,410	-
C331	Repair of fabricated metal products, machinery and equipment	16	33,274	33,274	-	-	-
	VII – Central Visayas	2,347	293,689,692	159,757,624	14,428,455	104,530,384	14,973,229
C101	Processing and preserving of meat	27	14,620,906	13,136,199	-	-	1,484,708
C102	Processing and preserving of fish, crustaceans and mollusks	34	9,189,682	1,597,990	152,971	5,169,797	2,268,924
C103	Processing and preserving of fruits and vegetables	21	6,220,656	2,360,261	-	931,360	2,929,035
C104	Manufacture of vegetable and animal oils and fats	14	6,832,452	4,351,423	-	2,481,028	-
C105	Manufacture of dairy products	6	106,546	106,546	-	-	-
C106	Manufacture of grain mill products, starches and starch products	71	2,851,203	2,324,642	526,561	-	-
C107	Manufacture of other food products	758	13,508,319	11,540,939	1,738,487	166,743	62,150
C108	Manufacture of prepared animal feeds	19	28,635,482	28,143,299	492,183	-	-
C110	Manufacture of beverages	247	13,874,627	13,843,044	25,940	5,644	-
C131	Spinning, weaving and finishing of textiles	4	147,393	45,098	-	-	102,295
C139	Manufacture of other textiles	13	705,907	244,331	-	461,576	-

Table 4.1 Number of Establishments and Sale of Products and By-Products by Mode of Sale for Manufacturing Establishments by Region and Industry Group: Philippines, 2018*(Values are in thousand PhP, except number of establishments. Details may not add up to total due to rounding and/or suppression)**Continued*

2009 PSIC Code	Region / Industry Description	Number of Establishments	Sale of Products and By-Products				
			Total	Sales to Domestic Market	Interplant Transfers	Direct Exports	Sales to Exporters
		(1)	(2)	(3)	(4)	(5)	(6)
C141	Manufacture of wearing apparel, except fur apparel	53	7,460,825	973,568	-	6,456,009	31,248
C142	Custom tailoring and dressmaking	50	38,612	38,612	-	-	-
C151	Tanning and dressing of leather; manufacture of luggage and handbags	S	S	S	S	S	S
C152	Manufacture of footwear	16	794,702	560,190	-	183,799	50,713
C161	Sawmilling and planing of wood	8	944,672	935,203	-	9,469	-
C162	Manufacture of products of wood, cork, straw and plaiting materials	15	1,525,505	434,945	-	1,090,560	-
C170	Manufacture of paper and paper products	19	3,369,419	3,109,889	-	28,436	231,094
C181	Printing and service activities related to printing	268	1,762,531	1,729,115	-	-	33,416
C201	Manufacture of basic chemicals	18	8,030,280	7,835,125	-	-	195,155
C202	Manufacture of other chemical products, n.e.c.	36	5,075,369	2,893,523	-	2,181,846	-
C210	Manufacture of pharmaceuticals, medicinal chemical and botanical products	4	2,474,107	1,923,687	-	518,506	31,914
C221	Manufacture of rubber products	7	2,649,750	157,825	-	2,413,410	78,514
C222	Manufacture of plastics products	71	6,173,379	3,985,063	-	2,076,897	111,419
C231	Manufacture of glass and glass products	7	2,135,498	1,639,224	-	496,274	-
C239	Manufacture of non-metallic mineral products, n.e.c.	45	30,795,497	29,686,989	-	820,294	288,214
C241	Manufacture of basic iron and steel	29	10,480,026	9,325,142	78,998	858,719	217,167
C242	Manufacture of basic precious and other non-ferrous metals	S	S	S	S	S	S
C243	Casting of metals	8	1,605,111	238,041	-	473,803	893,267
C251	Manufacture of structural metal products, tanks, reservoirs and steam generators	10	1,291,722	398,026	871,739	21,957	-
C252	Manufacture of weapons and ammunition	S	S	S	S	S	S
C259	Manufacture of other fabricated metal products; metal working service activities	50	5,520,478	2,709,943	296,060	2,071,136	443,338
C261	Manufacture of electronic components	10	20,472,842	473,066	8,086,482	11,473,303	439,990

Table 4.1 Number of Establishments and Sale of Products and By-Products by Mode of Sale for Manufacturing Establishments by Region and Industry Group: Philippines, 2018

(Values are in thousand PhP, except number of establishments. Details may not add up to total due to rounding and/or suppression)

Continued

2009 PSIC Code	Region / Industry Description	Number of Establis ments	Sale of Products and By-Products				
			Total	Sales to Domestic Market	Interplant Transfers	Direct Exports	Sales to Exporters
		(1)	(2)	(3)	(4)	(5)	(6)
C262	Manufacture of computers and peripheral equipment and accessories	S	S	S	S	S	S
C263	Manufacture of communication equipment	S	S	S	S	S	S
C264	Manufacture of consumer electronics	3	5,729,224	2	-	5,721,542	7,681
C265	Manufacture of measuring, testing, navigating and control equipment; watches and clocks	5	353,574	16,951	173,982	162,641	-
C267	Manufacture of optical instruments and photographic equipment	12	6,956,284	15,432	1,723,666	4,029,028	1,188,158
C271	Manufacture of electric motors, generators, transformers and electricity distribution and control apparatus	7	2,071,223	306,765	-	1,487,146	277,312
C273	Manufacture of wiring and wiring devices	S	S	S	S	S	S
C274	Manufacture of electric lighting equipment	4	673,014	-	-	673,014	-
C275	Manufacture of domestic appliances	S	S	S	S	S	S
C279	Manufacture of other electrical equipment	S	S	S	S	S	S
C281	Manufacture of general purpose machinery	5	3,382,515	45,019	-	3,337,496	-
C282	Manufacture of special purpose machinery	5	220,991	220,991	-	-	-
C291	Manufacture of motor vehicles	10	2,457,256	2,306,909	-	150,347	-
C293	Manufacture of parts and accessories for motor vehicles	8	5,016,099	3,458,082	-	88,871	1,469,146
C301	Building of ships and boats	13	27,926,185	478,145	-	26,133,356	1,314,684
C309	Manufacture of transport equipment, n.e.c.	3	4,686,186	286,197	-	4,290,274	109,716
C310	Manufacture of furniture	173	8,394,699	2,745,060	146,615	5,096,083	406,941
C321	Manufacture of jewelry, bijouterie and related articles	37	1,551,031	331,330	-	1,141,060	78,641
C322	Manufacture of musical instruments	S	S	S	S	S	S
C323	Manufacture of sports goods	S	S	S	S	S	S
C324	Manufacture of games and toys	S	S	S	S	S	S
C325	Manufacture of medical and dental instruments and supplies	15	3,143,046	269,973	65,623	2,807,450	-
C329	Other manufacturing, n.e.c.	24	1,080,417	505,938	-	470,338	104,141
C331	Repair of fabricated metal products, machinery and equipment	66	255,617	255,617	-	-	-

Table 4.1 Number of Establishments and Sale of Products and By-Products by Mode of Sale for Manufacturing Establishments by Region and Industry Group: Philippines, 2018*(Values are in thousand PhP, except number of establishments. Details may not add up to total due to rounding and/or suppression)**Continued*

2009 PSIC Code	Region / Industry Description	Number of Establis ments	Sale of Products and By-Products				
			Total	Sales to Domestic Market	Interplant Transfers	Direct Exports	Sales to Exporters
		(1)	(2)	(3)	(4)	(5)	(6)
VIII – Eastern Visayas		1,415	116,192,319	13,587,664	422,031	4,601,238	97,581,386
C101	Processing and preserving of meat	S	S	S	S	S	S
C102	Processing and preserving of fish, crustaceans and mollusks	8	316,550	6,179	-	310,371	-
C103	Processing and preserving of fruits and vegetables	5	35,752	35,752	-	-	-
C104	Manufacture of vegetable and animal oils and fats	7	4,342,086	1,458,751	422,031	2,461,304	-
C105	Manufacture of dairy products	S	S	S	S	S	S
C106	Manufacture of grain mill products, starches and starch products	100	587,698	587,698	-	-	-
C107	Manufacture of other food products	646	5,840,668	5,840,668	-	-	-
C110	Manufacture of beverages	365	3,738,161	3,738,161	-	-	-
C131	Spinning, weaving and finishing of textiles	4	133	133	-	-	-
C139	Manufacture of other textiles	S	S	S	S	S	S
C141	Manufacture of wearing apparel, except fur apparel	8	7,885	7,885	-	-	-
C142	Custom tailoring and dressmaking	34	21,772	21,772	-	-	-
C162	Manufacture of products of wood, cork, straw and plaiting materials	13	16,673	16,673	-	-	-
C170	Manufacture of paper and paper products	7	2,186,059	467,926	-	1,718,132	-
C181	Printing and service activities related to printing	76	285,002	285,002	-	-	-
C201	Manufacture of basic chemicals	7	612,899	612,899	-	-	-
C210	Manufacture of pharmaceuticals, medicinal chemical and botanical products	S	S	S	S	S	S
C222	Manufacture of plastics products	9	65,354	65,354	-	-	-
C231	Manufacture of glass and glass products	6	32,613	32,613	-	-	-
C239	Manufacture of non-metallic mineral products, n.e.c.	38	26,613	26,613	-	-	-
C241	Manufacture of basic iron and steel	3	7,161	7,161	-	-	-
C242	Manufacture of basic precious and other non-ferrous metals	S	S	S	S	S	S
C243	Casting of metals	S	S	S	S	S	S

Table 4.1 Number of Establishments and Sale of Products and By-Products by Mode of Sale for Manufacturing Establishments by Region and Industry Group: Philippines, 2018

(Values are in thousand PhP, except number of establishments. Details may not add up to total due to rounding and/or suppression)

Continued

2009 PSIC Code	Region / Industry Description	Number of Establis ments	Sale of Products and By-Products				
			Total	Sales to Domestic Market	Interplant Transfers	Direct Exports	Sales to Exporters
		(1)	(2)	(3)	(4)	(5)	(6)
C251	Manufacture of structural metal products, tanks, reservoirs and steam generators	5	24,091	24,091	-	-	-
C259	Manufacture of other fabricated metal products; metal working service activities	38	22,435	22,435	-	-	-
C273	Manufacture of wiring and wiring devices	S	S	S	S	S	S
C282	Manufacture of special purpose machinery	S	S	S	S	S	S
C310	Manufacture of furniture	4	7,312	7,312	-	-	-
C321	Manufacture of jewelry, bijouterie and related articles	5	-	-	-	-	-
C329	Other manufacturing, n.e.c.	12	53,273	53,273	-	-	-
C331	Repair of fabricated metal products, machinery and equipment	6	57,095	57,095	-	-	-
	IX – Zamboanga Peninsula	1,278	45,729,511	29,969,983	-	13,151,956	2,607,573
C101	Processing and preserving of meat	12	688,082	688,082	-	-	-
C102	Processing and preserving of fish, crustaceans and mollusks	29	14,936,861	12,964,287	-	1,959,995	12,579
C104	Manufacture of vegetable and animal oils and fats	6	17,872,158	5,658,833	-	9,791,431	2,421,894
C105	Manufacture of dairy products	4	1,420	1,420	-	-	-
C106	Manufacture of grain mill products, starches and starch products	133	977,730	977,730	-	-	-
C107	Manufacture of other food products	649	5,808,591	5,808,591	-	-	-
C108	Manufacture of prepared animal feeds	S	S	S	S	S	S
C110	Manufacture of beverages	151	267,133	267,133	-	-	-
C139	Manufacture of other textiles	S	S	S	S	S	S
C142	Custom tailoring and dressmaking	37	81,573	81,573	-	-	-
C161	Sawmilling and planing of wood	4	5,409	5,409	-	-	-
C162	Manufacture of products of wood, cork, straw and plaiting materials	S	S	S	S	S	S
C181	Printing and service activities related to printing	81	156,218	156,218	-	-	-
C221	Manufacture of rubber products	5	1,477,534	80,920	-	1,396,615	-
C222	Manufacture of plastics products	8	68,833	68,833	-	-	-
C231	Manufacture of glass and glass products	4	9,769	9,769	-	-	-

Table 4.1 Number of Establishments and Sale of Products and By-Products by Mode of Sale for Manufacturing Establishments by Region and Industry Group: Philippines, 2018*(Values are in thousand PhP, except number of establishments. Details may not add up to total due to rounding and/or suppression)**Continued*

2009 PSIC Code	Region / Industry Description	Number of Establis ments	Sale of Products and By-Products				
			Total	Sales to Domestic Market	Interplant Transfers	Direct Exports	Sales to Exporters
		(1)	(2)	(3)	(4)	(5)	(6)
C239	Manufacture of non-metallic mineral products, n.e.c.	36	131,068	131,068	-	-	-
C241	Manufacture of basic iron and steel	5	7,909	7,909	-	-	-
C251	Manufacture of structural metal products, tanks, reservoirs and steam generators	12	2,467	2,467	-	-	-
C259	Manufacture of other fabricated metal products; metal working service activities	23	2,176,345	1,999,329	-	3,915	173,100
C310	Manufacture of furniture	26	99,114	99,114	-	-	-
C321	Manufacture of jewelry, bijouterie and related articles	S	S	S	S	S	S
C329	Other manufacturing, n.e.c.	4	-	-	-	-	-
C331	Repair of fabricated metal products, machinery and equipment	44	30,119	30,119	-	-	-
	X – Northern Mindanao	1,124	138,835,243	94,512,155	1,065,459	42,734,644	522,985
C101	Processing and preserving of meat	23	399,036	399,036	-	-	-
C102	Processing and preserving of fish, crustaceans and mollusks	S	S	S	S	S	S
C103	Processing and preserving of fruits and vegetables	15	25,794,181	16,267,011	-	9,527,170	-
C104	Manufacture of vegetable and animal oils and fats	9	13,506,087	5,039,429	-	8,466,659	-
C105	Manufacture of dairy products	6	89,562	89,562	-	-	-
C106	Manufacture of grain mill products, starches and starch products	36	28,984,425	27,783,279	1,023,536	177,610	-
C107	Manufacture of other food products	409	6,347,835	6,243,691	37,053	35,556	31,533
C108	Manufacture of prepared animal feeds	7	15,896,998	15,896,998	-	-	-
C110	Manufacture of beverages	182	9,098,344	9,098,344	-	-	-
C131	Spinning, weaving and finishing of textiles	3	837	837	-	-	-
C139	Manufacture of other textiles	5	9,274	9,274	-	-	-
C141	Manufacture of wearing apparel, except fur apparel	10	85,582	85,582	-	-	-
C142	Custom tailoring and dressmaking	43	72,951	72,951	-	-	-
C152	Manufacture of footwear	4	199,550	474	-	199,076	-
C161	Sawmilling and planing of wood	15	606,631	317,729	-	288,902	-
C162	Manufacture of products of wood, cork, straw and plaiting materials	14	392,607	326,214	-	20,047	46,346

Table 4.1 Number of Establishments and Sale of Products and By-Products by Mode of Sale for Manufacturing Establishments by Region and Industry Group: Philippines, 2018

(Values are in thousand PhP, except number of establishments. Details may not add up to total due to rounding and/or suppression)

Continued

2009 PSIC Code	Region / Industry Description	Number of Establis ments	Sale of Products and By-Products				
			Total	Sales to Domestic Market	Interplant Transfers	Direct Exports	Sales to Exporters
		(1)	(2)	(3)	(4)	(5)	(6)
C170	Manufacture of paper and paper products	6	4,059,698	1,370,418	-	2,689,280	-
C181	Printing and service activities related to printing	92	328,981	328,981	-	-	-
C192	Manufacture of refined petroleum products	3	4,829	4,829	-	-	-
C201	Manufacture of basic chemicals	11	22,183,913	4,618,345	-	17,391,172	174,396
C202	Manufacture of other chemical products, n.e.c.	4	4,319,973	388,059	-	3,931,914	-
C210	Manufacture of pharmaceuticals, medicinal chemical and botanical products	S	S	S	S	S	S
C221	Manufacture of rubber products	S	S	S	S	S	S
C222	Manufacture of plastics products	22	192,097	148,531	-	-	43,566
C231	Manufacture of glass and glass products	3	4,563	4,563	-	-	-
C239	Manufacture of non-metallic mineral products, n.e.c.	38	2,728,258	2,721,000	-	7,258	-
C241	Manufacture of basic iron and steel	10	1,051,460	845,749	-	-	205,711
C243	Casting of metals	3	12,182	12,182	-	-	-
C251	Manufacture of structural metal products, tanks, reservoirs and steam generators	26	460,646	460,646	-	-	-
C259	Manufacture of other fabricated metal products; metal working service activities	17	100,456	79,024	-	-	21,432
C264	Manufacture of consumer electronics	S	S	S	S	S	S
C271	Manufacture of electric motors, generators, transformers and electricity distribution and control apparatus	S	S	S	S	S	S
C281	Manufacture of general purpose machinery	S	S	S	S	S	S
C282	Manufacture of special purpose machinery	S	S	S	S	S	S
C291	Manufacture of motor vehicles	3	54,221	54,221	-	-	-
C293	Manufacture of parts and accessories for motor vehicles	3	6,776	6,776	-	-	-
C310	Manufacture of furniture	39	269,834	265,774	4,060	-	-
C321	Manufacture of jewelry, bijouterie and related articles	S	S	S	S	S	S
C324	Manufacture of games and toys	S	S	S	S	S	S

Table 4.1 Number of Establishments and Sale of Products and By-Products by Mode of Sale for Manufacturing Establishments by Region and Industry Group: Philippines, 2018*(Values are in thousand PhP, except number of establishments. Details may not add up to total due to rounding and/or suppression)**Continued*

2009 PSIC Code	Region / Industry Description	Number of Establishments	Sale of Products and By-Products				
			Total	Sales to Domestic Market	Interplant Transfers	Direct Exports	Sales to Exporters
		(1)	(2)	(3)	(4)	(5)	(6)
C329	Other manufacturing, n.e.c.	S	S	S	S	S	S
C331	Repair of fabricated metal products, machinery and equipment	49	980,125	980,125	-	-	-
XI – Davao Region		1,478	118,102,472	88,303,900	1,410,953	21,556,073	6,831,546
C101	Processing and preserving of meat	13	1,073,486	1,073,486	-	-	-
C102	Processing and preserving of fish, crustaceans and mollusks	5	28,641	28,641	-	-	-
C103	Processing and preserving of fruits and vegetables	13	1,189,915	880,463	-	306,615	2,836
C104	Manufacture of vegetable and animal oils and fats	17	22,074,364	5,172,462	1,381,466	11,982,354	3,538,082
C105	Manufacture of dairy products	5	10,760	10,760	-	-	-
C106	Manufacture of grain mill products, starches and starch products	131	2,921,011	2,921,011	-	-	-
C107	Manufacture of other food products	430	15,622,738	11,060,845	-	4,509,613	52,280
C108	Manufacture of prepared animal feeds	7	19,068,137	19,063,085	-	5,051	-
C110	Manufacture of beverages	270	14,312,520	14,312,520	-	-	-
C120	Manufacture of tobacco products	S	S	S	S	S	S
C139	Manufacture of other textiles	19	230,978	95,705	-	120,497	14,776
C141	Manufacture of wearing apparel, except fur apparel	23	132,131	132,131	-	-	-
C142	Custom tailoring and dressmaking	41	112,385	112,385	-	-	-
C152	Manufacture of footwear	5	7,120	7,120	-	-	-
C161	Sawmilling and planing of wood	3	33,156	26,376	-	4,520	2,260
C162	Manufacture of products of wood, cork, straw and plaiting materials	31	1,982,510	1,519,501	-	463,008	-
C170	Manufacture of paper and paper products	15	5,916,666	2,883,846	-	1,083,650	1,949,170
C181	Printing and service activities related to printing	123	1,829,579	1,829,579	-	-	-
C192	Manufacture of refined petroleum products	S	S	S	S	S	S
C201	Manufacture of basic chemicals	22	344,929	344,929	-	-	-
C202	Manufacture of other chemical products, n.e.c.	8	5,434,741	3,973,370	-	1,461,371	-
C210	Manufacture of pharmaceuticals, medicinal chemical and botanical products	8	1,351,496	1,351,496	-	-	-

Table 4.1 Number of Establishments and Sale of Products and By-Products by Mode of Sale for Manufacturing Establishments by Region and Industry Group: Philippines, 2018

(Values are in thousand PhP, except number of establishments. Details may not add up to total due to rounding and/or suppression)

Continued

2009 PSIC Code	Region / Industry Description	Number of Establis ments	Sale of Products and By-Products				
			Total	Sales to Domestic Market	Interplant Transfers	Direct Exports	Sales to Exporters
		(1)	(2)	(3)	(4)	(5)	(6)
C221	Manufacture of rubber products	4	43,253	43,253	-	-	-
C222	Manufacture of plastics products	42	6,999,663	4,574,047	29,362	1,144,772	1,251,482
C231	Manufacture of glass and glass products	4	18,837	18,837	-	-	-
C239	Manufacture of non-metallic mineral products, n.e.c.	46	9,487,463	9,012,716	125	474,622	-
C241	Manufacture of basic iron and steel	11	1,371,120	1,369,239	-	-	1,881
C242	Manufacture of basic precious and other non-ferrous metals	3	840	840	-	-	-
C243	Casting of metals	S	S	S	S	S	S
C251	Manufacture of structural metal products, tanks, reservoirs and steam generators	15	1,578,500	1,578,500	-	-	-
C252	Manufacture of weapons and ammunition	S	S	S	S	S	S
C259	Manufacture of other fabricated metal products; metal working service activities	10	373,975	373,975	-	-	-
C265	Manufacture of measuring, testing, navigating and control equipment; watches and clocks	S	S	S	S	S	S
C271	Manufacture of electric motors, generators, transformers and electricity distribution and control apparatus	S	S	S	S	S	S
C275	Manufacture of domestic appliances	3	14,438	14,438	-	-	-
C281	Manufacture of general purpose machinery	4	50,587	50,587	-	-	-
C282	Manufacture of special purpose machinery	26	391,371	391,371	-	-	-
C291	Manufacture of motor vehicles	S	S	S	S	S	S
C293	Manufacture of parts and accessories for motor vehicles	3	429	429	-	-	-
C301	Building of ships and boats	S	S	S	S	S	S
C310	Manufacture of furniture	48	706,256	706,256	-	-	-
C321	Manufacture of jewelry, bijouterie and related articles	5	144,390	144,390	-	-	-
C329	Other manufacturing, n.e.c.	11	148,926	130,147	-	-	18,779
C331	Repair of fabricated metal products, machinery and equipment	44	483,302	483,302	-	-	-
XII – SOCCSKSARGEN		1,220	56,466,305	19,909,471	1,597,171	23,437,948	11,521,714

Table 4.1 Number of Establishments and Sale of Products and By-Products by Mode of Sale for Manufacturing Establishments by Region and Industry Group: Philippines, 2018*(Values are in thousand PhP, except number of establishments. Details may not add up to total due to rounding and/or suppression)**Continued*

2009 PSIC Code	Region / Industry Description	Number of Establis ments	Sale of Products and By-Products				
			Total	Sales to Domestic Market	Interplant Transfers	Direct Exports	Sales to Exporters
		(1)	(2)	(3)	(4)	(5)	(6)
C101	Processing and preserving of meat	6	429,251	171,920	-	257,331	-
C102	Processing and preserving of fish, crustaceans and mollusks	24	31,933,047	2,268,928	41,543	19,402,604	10,219,972
C103	Processing and preserving of fruits and vegetables	S	S	S	S	S	S
C104	Manufacture of vegetable and animal oils and fats	7	10,107,003	6,805,306	-	3,301,697	-
C105	Manufacture of dairy products	3	12,802	12,802	-	-	-
C106	Manufacture of grain mill products, starches and starch products	180	1,278,215	1,278,215	-	-	-
C107	Manufacture of other food products	390	4,999,978	3,210,885	1,555,628	208,679	24,786
C108	Manufacture of prepared animal feeds	3	486,732	486,732	-	-	-
C110	Manufacture of beverages	250	691,173	619,630	-	-	71,543
C131	Spinning, weaving and finishing of textiles	6	5,524	5,524	-	-	-
C139	Manufacture of other textiles	3	55,972	55,972	-	-	-
C141	Manufacture of wearing apparel, except fur apparel	13	31,984	31,984	-	-	-
C142	Custom tailoring and dressmaking	51	49,406	43,700	-	-	5,706
C161	Sawmilling and planing of wood	7	50,705	50,705	-	-	-
C162	Manufacture of products of wood, cork, straw and plaiting materials	8	85,718	85,718	-	-	-
C170	Manufacture of paper and paper products	4	438,410	142,405	-	-	296,005
C181	Printing and service activities related to printing	107	444,064	316,870	-	5,826	121,368
C192	Manufacture of refined petroleum products	S	S	S	S	S	S
C201	Manufacture of basic chemicals	10	129,550	118,525	-	11,025	-
C202	Manufacture of other chemical products, n.e.c.	S	S	S	S	S	S
C221	Manufacture of rubber products	S	S	S	S	S	S
C222	Manufacture of plastics products	S	S	S	S	S	S
C231	Manufacture of glass and glass products	S	S	S	S	S	S
C239	Manufacture of non-metallic mineral products, n.e.c.	32	190,939	190,939	-	-	-
C241	Manufacture of basic iron and steel	12	103,210	103,210	-	-	-
C243	Casting of metals	S	S	S	S	S	S

Table 4.1 Number of Establishments and Sale of Products and By-Products by Mode of Sale for Manufacturing Establishments by Region and Industry Group: Philippines, 2018

(Values are in thousand PhP, except number of establishments. Details may not add up to total due to rounding and/or suppression)

Continued

2009 PSIC Code	Region / Industry Description	Number of Establis ments	Sale of Products and By-Products				
			Total	Sales to Domestic Market	Interplant Transfers	Direct Exports	Sales to Exporters
		(1)	(2)	(3)	(4)	(5)	(6)
C251	Manufacture of structural metal products, tanks, reservoirs and steam generators	13	715,973	715,973	-	-	-
C259	Manufacture of other fabricated metal products; metal working service activities	42	3,006,051	2,058,180	-	201,369	746,502
C301	Building of ships and boats	S	S	S	S	S	S
C310	Manufacture of furniture	10	232,653	232,653	-	-	-
C323	Manufacture of sports goods	S	S	S	S	S	S
C331	Repair of fabricated metal products, machinery and equipment	29	220,235	184,403	-	-	35,832
XIII – Caraga		1,050	28,717,278	6,200,408	183,542	20,601,904	1,731,423
C101	Processing and preserving of meat	9	8,147	8,147	-	-	-
C102	Processing and preserving of fish, crustaceans and mollusks	S	S	S	S	S	S
C103	Processing and preserving of fruits and vegetables	S	S	S	S	S	S
C104	Manufacture of vegetable and animal oils and fats	5	2,563,158	815,124	-	1,323,025	425,009
C106	Manufacture of grain mill products, starches and starch products	46	402,039	402,039	-	-	-
C107	Manufacture of other food products	498	2,829,162	2,566,969	-	262,194	-
C108	Manufacture of prepared animal feeds	4	17	17	-	-	-
C110	Manufacture of beverages	167	58,312	58,312	-	-	-
C139	Manufacture of other textiles	3	277	277	-	-	-
C141	Manufacture of wearing apparel, except fur apparel	3	26,132	26,132	-	-	-
C142	Custom tailoring and dressmaking	22	28,152	28,152	-	-	-
C161	Sawmilling and planing of wood	7	140,576	140,576	-	-	-
C162	Manufacture of products of wood, cork, straw and plaiting materials	10	1,719,651	1,155,180	156,014	-	408,456
C181	Printing and service activities related to printing	86	158,093	158,093	-	-	-
C201	Manufacture of basic chemicals	S	S	S	S	S	S
C202	Manufacture of other chemical products, n.e.c.	13	433,476	405,948	27,528	-	-
C231	Manufacture of glass and glass products	S	S	S	S	S	S
C239	Manufacture of non-metallic mineral products, n.e.c.	35	933,274	35,316	-	-	897,958

Table 4.1 Number of Establishments and Sale of Products and By-Products by Mode of Sale for Manufacturing Establishments by Region and Industry Group: Philippines, 2018

(Values are in thousand PhP, except number of establishments. Details may not add up to total due to rounding and/or suppression)

Concluded

2009 PSIC Code	Region / Industry Description	Number of Establishments	Sale of Products and By-Products				
			Total	Sales to Domestic Market	Interplant Transfers	Direct Exports	Sales to Exporters
		(1)	(2)	(3)	(4)	(5)	(6)
C241	Manufacture of basic iron and steel	3	12,529	12,529	-	-	-
C242	Manufacture of basic precious and other non-ferrous metals	S	S	S	S	S	S
C259	Manufacture of other fabricated metal products; metal working service activities	32	115,137	115,137	-	-	-
C275	Manufacture of domestic appliances	3	208	208	-	-	-
C301	Building of ships and boats	S	S	S	S	S	S
C309	Manufacture of transport equipment, n.e.c.	7	9,735	9,735	-	-	-
C310	Manufacture of furniture	29	55,362	55,362	-	-	-
C321	Manufacture of jewelry, bijouterie and related articles	9	506	506	-	-	-
C324	Manufacture of games and toys	3	327	327	-	-	-
C329	Other manufacturing, n.e.c.	12	29,548	29,548	-	-	-
C331	Repair of fabricated metal products, machinery and equipment	34	57,920	57,920	-	-	-
	Autonomous Region in Muslim Mindanao	343	4,661,917	4,642,723	-	12,419	6,775
C104	Manufacture of vegetable and animal oils and fats	S	S	S	S	S	S
C106	Manufacture of grain mill products, starches and starch products	46	3,892,252	3,892,252	-	-	-
C107	Manufacture of other food products	83	91,885	91,885	-	-	-
C108	Manufacture of prepared animal feeds	3	752	752	-	-	-
C110	Manufacture of beverages	124	127,495	127,495	-	-	-
C142	Custom tailoring and dressmaking	22	24,613	24,613	-	-	-
C181	Printing and service activities related to printing	46	11,867	11,867	-	-	-
C221	Manufacture of rubber products	S	S	S	S	S	S
C239	Manufacture of non-metallic mineral products, n.e.c.	7	969	969	-	-	-
C251	Manufacture of structural metal products, tanks, reservoirs and steam generators	5	3,442	-	-	-	3,442
C310	Manufacture of furniture	5	80,823	77,490	-	-	3,333

Notes: "-" – zero value

S – suppressed

Source: Philippine Statistics Authority, 2018 Census of Philippine Business and Industry

Table 4.2 Number of Establishments and Revenue from Industrial Service Done for Others by Type for Manufacturing Establishments by Region and Industry Group: Philippines, 2018

(Values are in thousand PhP, except number of establishments. Details may not add up to total due to rounding and/or suppression)

2009 PSIC Code	Region / Industry Description	Number of Establishments	Income from Industrial Service Done for Others		
			Total	Contract and Commission Work	Industrial Repair, Maintenance and Installation Work
		(1)	(2)	(3)	(4)
Philippines		28,968	105,673,296	101,865,071	3,808,226
C101	Processing and preserving of meat	299	2,147,163	2,144,495	2,668
C102	Processing and preserving of fish, crustaceans and mollusks	278	584,644	582,556	2,088
C103	Processing and preserving of fruits and vegetables	169	1,443	1,443	-
C104	Manufacture of vegetable and animal oils and fats	140	2,638,279	2,621,813	16,466
C105	Manufacture of dairy products	99	115,831	115,831	-
C106	Manufacture of grain mill products, starches and starch products	1,701	620,131	614,030	6,101
C107	Manufacture of other food products	9,084	2,376,740	2,198,978	177,762
C108	Manufacture of prepared animal feeds	199	1,145,005	1,142,679	2,326
C110	Manufacture of beverages	3,986	1,172,017	1,155,680	16,337
C120	Manufacture of tobacco products	17	-	-	-
C131	Spinning, weaving and finishing of textiles	125	264,265	264,265	-
C139	Manufacture of other textiles	236	79,335	77,394	1,941
C141	Manufacture of wearing apparel, except fur apparel	880	6,421,814	6,408,800	13,013
C142	Custom tailoring and dressmaking	790	102,000	101,771	229
C143	Manufacture of knitted and crocheted apparel	40	253,145	253,145	-
C151	Tanning and dressing of leather; manufacture of luggage and handbags	107	734,681	734,681	-
C152	Manufacture of footwear	140	-	-	-
C161	Sawmilling and 398lanning of wood	59	24,024	19,357	4,667
C162	Manufacture of products of wood, cork, straw and plaiting materials	333	170,582	142,597	27,985
C170	Manufacture of paper and paper products	330	880,002	877,039	2,963
C181	Printing and service activities related to printing	2,566	952,880	941,949	10,931
C182	Reproduction of recorded media	4	-	-	-
C192	Manufacture of refined petroleum products	15	1,294	1,294	-
C199	Manufacture of other fuel products	3	-	-	-
C201	Manufacture of basic chemicals	190	424,440	223,904	200,536
C202	Manufacture of other chemical products, n.e.c.	357	1,348,250	1,338,004	10,246
C203	Manufacture of man-made fibers	S	S	S	S
C210	Manufacture of pharmaceuticals, medicinal chemical and botanical products	117	1,802,328	1,801,427	901
C221	Manufacture of rubber products	134	26,720	26,601	119
C222	Manufacture of plastics products	834	191,101	182,255	8,845

Continued

Table 4.2 Number of Establishments and Revenue from Industrial Service Done for Others by Type for Manufacturing Establishments by Region and Industry Group: Philippines, 2018*(Values are in thousand PhP, except number of establishments. Details may not add up to total due to rounding and/or suppression)**Continued*

2009 PSIC Code	Region / Industry Description	Number of Establishments	Income from Industrial Service Done for Others		
			Total	Contract and Commission Work	Industrial Repair, Maintenance and Installation Work
		(1)	(2)	(3)	(4)
C231	Manufacture of glass and glass products	104	70,438	62,611	7,827
C239	Manufacture of non-metallic mineral products, n.e.c.	846	4,408,366	4,370,816	37,550
C241	Manufacture of basic iron and steel	319	3,552,378	3,441,448	110,930
C242	Manufacture of basic precious and other non-ferrous metals	26	772,638	753,007	19,631
C243	Casting of metals	59	77,909	70,383	7,526
C251	Manufacture of structural metal products, tanks, reservoirs and steam generators	469	2,178,373	1,528,465	649,908
C252	Manufacture of weapons and ammunition	12	-	-	-
C259	Manufacture of other fabricated metal products; metal working service activities	859	1,920,836	1,721,838	198,998
C261	Manufacture of electronic components	138	29,939,310	29,729,523	209,786
C262	Manufacture of computers and peripheral equipment and accessories	32	2,344,395	2,344,395	-
C263	Manufacture of communication equipment	13	303,266	303,266	-
C264	Manufacture of consumer electronics	27	3,253	-	3,253
C265	Manufacture of measuring, testing, navigating and control equipment; watches and clocks	25	1,161,814	1,161,719	95
C267	Manufacture of optical instruments and photographic equipment	24	1,287,208	1,287,208	-
C271	Manufacture of electric motors, generators, transformers and electricity distribution and control apparatus	84	540,329	522,111	18,218
C272	Manufacture of batteries and accumulators	6	3,843,048	3,843,048	-
C273	Manufacture of wiring and wiring devices	53	231,012	231,012	-
C274	Manufacture of electric lighting equipment	34	658,751	654,152	4,599
C275	Manufacture of domestic appliances	36	4,827	4,827	-
C279	Manufacture of other electrical equipment	35	4,514,596	4,513,416	1,181
C281	Manufacture of general purpose machinery	102	65,683	35,194	30,489
C282	Manufacture of special purpose machinery	162	311,333	212,115	99,218
C291	Manufacture of motor vehicles	40	959,140	660,613	298,527
C292	Manufacture of bodies (coachwork) for motor vehicles; manufacture of trailers and semi-trailers	24	71,495	70,346	1,150

Table 4.2 Number of Establishments and Revenue from Industrial Service Done for Others by Type for Manufacturing Establishments by Region and Industry Group: Philippines, 2018

(Values are in thousand PhP, except number of establishments. Details may not add up to total due to rounding and/or suppression)

Continued

2009 PSIC Code	Region / Industry Description	Number of Establishments	Income from Industrial Service Done for Others		
			Total	Contract and Commission Work	Industrial Repair, Maintenance and Installation Work
		(1)	(2)	(3)	(4)
C293	Manufacture of parts and accessories for motor vehicles	119	3,581,825	3,579,490	2,335
C301	Building of ships and boats	29	435,093	432,678	2,415
C302	Manufacture of railway locomotive and rolling stock	S	S	S	S
C303	Manufacture of air and spacecraft and related machinery	8	5,931	4,034	1,897
C309	Manufacture of transport equipment, n.e.c.	67	21,894	302	21,592
C310	Manufacture of furniture	852	1,490,765	1,482,311	8,454
C321	Manufacture of jewelry, bijouterie and related articles	99	2,372	279	2,092
C322	Manufacture of musical instruments	4	205	-	205
C323	Manufacture of sports goods	17	359	-	359
C324	Manufacture of games and toys	28	590	590	-
C325	Manufacture of medical and dental instruments and supplies	56	636,682	60,271	576,411
C329	Other manufacturing, n.e.c.	204	57,014	57,014	-
C331	Repair of fabricated metal products, machinery and equipment	712	15,579,901	14,592,446	987,454
C332	Installation of industrial machinery and equipment	6	162,156	162,156	-
National Capital Region		4,636	15,019,645	14,200,899	818,745
C101	Processing and preserving of meat	34	14,838	12,176	2,662
C102	Processing and preserving of fish, crustaceans and mollusks	29	-	-	-
C103	Processing and preserving of fruits and vegetables	36	-	-	-
C104	Manufacture of vegetable and animal oils and fats	19	263,275	263,275	-
C105	Manufacture of dairy products	26	-	-	-
C106	Manufacture of grain mill products, starches and starch products	15	65,960	65,960	-
C107	Manufacture of other food products	1,002	852,854	851,413	1,441
C108	Manufacture of prepared animal feeds	14	-	-	-
C110	Manufacture of beverages	204	556,393	540,056	16,337
C120	Manufacture of tobacco products	5	-	-	-
C131	Spinning, weaving and finishing of textiles	33	220,733	220,733	-
C139	Manufacture of other textiles	93	-	-	-
C141	Manufacture of wearing apparel, except fur apparel	325	262,322	262,322	-
C142	Custom tailoring and dressmaking	80	20,302	20,302	-
C143	Manufacture of knitted and crocheted apparel	21	-	-	-

Table 4.2 Number of Establishments and Revenue from Industrial Service Done for Others by Type for Manufacturing Establishments by Region and Industry Group: Philippines, 2018*(Values are in thousand PhP, except number of establishments. Details may not add up to total due to rounding and/or suppression)**Continued*

2009 PSIC Code	Region / Industry Description	Number of Establishments	Income from Industrial Service Done for Others		
			Total	Contract and Commission Work	Industrial Repair, Maintenance and Installation Work
		(1)	(2)	(3)	(4)
C151	Tanning and dressing of leather; manufacture of luggage and handbags	31	12,179	12,179	-
C152	Manufacture of footwear	61	-	-	-
C161	Sawmilling and 401lanning of wood	5	-	-	-
C162	Manufacture of products of wood, cork, straw and plaiting materials	29	-	-	-
C170	Manufacture of paper and paper products	154	64,241	61,331	2,910
C181	Printing and service activities related to printing	656	631,531	620,601	10,931
C192	Manufacture of refined petroleum products	4	1,294	1,294	-
C199	Manufacture of other fuel products	S	S	S	S
C201	Manufacture of basic chemicals	43	137,147	84	137,063
C202	Manufacture of other chemical products, n.e.c.	166	631,544	631,455	89
C203	Manufacture of man-made fibers	S	S	S	S
C210	Manufacture of pharmaceuticals, medicinal chemical and botanical products	29	1,239,562	1,239,562	-
C221	Manufacture of rubber products	53	12,255	12,255	-
C222	Manufacture of plastics products	350	83,702	83,509	193
C231	Manufacture of glass and glass products	31	-	-	-
C239	Manufacture of non-metallic mineral products, n.e.c.	65	2,501,454	2,501,034	419
C241	Manufacture of basic iron and steel	82	733	733	-
C242	Manufacture of basic precious and other non-ferrous metals	4	-	-	-
C243	Casting of metals	18	-	-	-
C251	Manufacture of structural metal products, tanks, reservoirs and steam generators	141	658,645	422,823	235,823
C252	Manufacture of weapons and ammunition	4	-	-	-
C259	Manufacture of other fabricated metal products; metal working service activities	168	227,358	142,828	84,529
C261	Manufacture of electronic components	9	1,771,053	1,752,073	18,980
C262	Manufacture of computers and peripheral equipment and accessories	S	S	S	S
C264	Manufacture of consumer electronics	8	3,253	-	3,253
C265	Manufacture of measuring, testing, navigating and control equipment; watches and clocks	8	-	-	-
C267	Manufacture of optical instruments and photographic equipment	S	S	S	S

Table 4.2 Number of Establishments and Revenue from Industrial Service Done for Others by Type for Manufacturing Establishments by Region and Industry Group: Philippines, 2018

(Values are in thousand PhP, except number of establishments. Details may not add up to total due to rounding and/or suppression)

Continued

2009 PSIC Code	Region / Industry Description	Number of Establishments	Income from Industrial Service Done for Others		
			Total	Contract and Commission Work	Industrial Repair, Maintenance and Installation Work
		(1)	(2)	(3)	(4)
C271	Manufacture of electric motors, generators, transformers and electricity distribution and control apparatus	17	226	-	226
C272	Manufacture of batteries and accumulators	S	S	S	S
C273	Manufacture of wiring and wiring devices	21	91,062	91,062	-
C274	Manufacture of electric lighting equipment	9	4,570	-	4,570
C275	Manufacture of domestic appliances	12	-	-	-
C279	Manufacture of other electrical equipment	6	-	-	-
C281	Manufacture of general purpose machinery	34	1,676	1,376	300
C282	Manufacture of special purpose machinery	30	181,581	149,833	31,748
C291	Manufacture of motor vehicles	9	-	-	-
C292	Manufacture of bodies (coachwork) for motor vehicles; manufacture of trailers and semi-trailers	11	48,142	48,142	-
C293	Manufacture of parts and accessories for motor vehicles	15	2,325	-	2,325
C301	Building of ships and boats	5	92,533	92,533	-
C303	Manufacture of air and spacecraft and related machinery	S	S	S	S
C309	Manufacture of transport equipment, n.e.c.	10	17,889	-	17,889
C310	Manufacture of furniture	154	1,428,182	1,428,182	-
C321	Manufacture of jewelry, bijouterie and related articles	11	-	-	-
C322	Manufacture of musical instruments	S	S	S	S
C323	Manufacture of sports goods	3	-	-	-
C324	Manufacture of games and toys	8	-	-	-
C325	Manufacture of medical and dental instruments and supplies	11	-	-	-
C329	Other manufacturing, n.e.c.	42	3,681	3,681	-
C331	Repair of fabricated metal products, machinery and equipment	161	2,900,962	2,656,005	244,956
C332	Installation of industrial machinery and equipment	4	12,088	12,088	-
	Cordillera Administrative Region	685	1,050	6	1,045
C101	Processing and preserving of meat	6	-	-	-
C102	Processing and preserving of fish, crustaceans and mollusks	8	-	-	-
C103	Processing and preserving of fruits and vegetables	6	-	-	-
C105	Manufacture of dairy products	S	S	S	S

Table 4.2 Number of Establishments and Revenue from Industrial Service Done for Others by Type for Manufacturing Establishments by Region and Industry Group: Philippines, 2018*(Values are in thousand PhP, except number of establishments. Details may not add up to total due to rounding and/or suppression)**Continued*

2009 PSIC Code	Region / Industry Description	Number of Establishments	Income from Industrial Service Done for Others		
			Total	Contract and Commission Work	Industrial Repair, Maintenance and Installation Work
		(1)	(2)	(3)	(4)
C106	Manufacture of grain mill products, starches and starch products	100	-	-	-
C107	Manufacture of other food products	140	-	-	-
C110	Manufacture of beverages	190	-	-	-
C131	Spinning, weaving and finishing of textiles	13	-	-	-
C139	Manufacture of other textiles	6	-	-	-
C141	Manufacture of wearing apparel, except fur apparel	S	S	S	S
C142	Custom tailoring and dressmaking	43	8	6	2
C162	Manufacture of products of wood, cork, straw and plaiting materials	6	-	-	-
C181	Printing and service activities related to printing	75	-	-	-
C201	Manufacture of basic chemicals	3	923	-	923
C221	Manufacture of rubber products	5	119	-	119
C222	Manufacture of plastics products	S	S	S	S
C231	Manufacture of glass and glass products	S	S	S	S
C239	Manufacture of non-metallic mineral products, n.e.c.	23	-	-	-
C241	Manufacture of basic iron and steel	5	-	-	-
C251	Manufacture of structural metal products, tanks, reservoirs and steam generators	10	-	-	-
C259	Manufacture of other fabricated metal products; metal working service activities	19	-	-	-
C261	Manufacture of electronic components	S	S	S	S
C303	Manufacture of air and spacecraft and related machinery	S	S	S	S
C310	Manufacture of furniture	17	-	-	-
C321	Manufacture of jewelry, bijouterie and related articles	S	S	S	S
I – Ilocos Region		953	239,847	218,513	21,334
C101	Processing and preserving of meat	12	-	-	-
C102	Processing and preserving of fish, crustaceans and mollusks	33	-	-	-
C103	Processing and preserving of fruits and vegetables	3	-	-	-
C105	Manufacture of dairy products	S	S	S	S
C106	Manufacture of grain mill products, starches and starch products	71	6,150	6,094	57
C107	Manufacture of other food products	347	210	-	210
C108	Manufacture of prepared animal feeds	3	-	-	-
C110	Manufacture of beverages	140	-	-	-
C120	Manufacture of tobacco products	S	S	S	S

Table 4.2 Number of Establishments and Revenue from Industrial Service Done for Others by Type for Manufacturing Establishments by Region and Industry Group: Philippines, 2018

(Values are in thousand PhP, except number of establishments. Details may not add up to total due to rounding and/or suppression)

Continued

2009 PSIC Code	Region / Industry Description	Number of Establishments	Income from Industrial Service Done for Others		
			Total	Contract and Commission Work	Industrial Repair, Maintenance and Installation Work
		(1)	(2)	(3)	(4)
C131	Spinning, weaving and finishing of textiles	5	-	-	-
C141	Manufacture of wearing apparel, except fur apparel	5	-	-	-
C142	Custom tailoring and dressmaking	42	3,231	3,231	-
C152	Manufacture of footwear	6	-	-	-
C162	Manufacture of products of wood, cork, straw and plaiting materials	13	-	-	-
C170	Manufacture of paper and paper products	9	-	-	-
C181	Printing and service activities related to printing	112	-	-	-
C201	Manufacture of basic chemicals	6	-	-	-
C210	Manufacture of pharmaceuticals, medicinal chemical and botanical products	S	S	S	S
C221	Manufacture of rubber products	5	-	-	-
C231	Manufacture of glass and glass products	4	-	-	-
C239	Manufacture of non-metallic mineral products, n.e.c.	45	-	-	-
C241	Manufacture of basic iron and steel	11	92,320	88,143	4,177
C251	Manufacture of structural metal products, tanks, reservoirs and steam generators	15	86,682	82,760	3,922
C259	Manufacture of other fabricated metal products; metal working service activities	16	-	-	-
C273	Manufacture of wiring and wiring devices	S	S	S	S
C282	Manufacture of special purpose machinery	S	S	S	S
C292	Manufacture of bodies (coachwork) for motor vehicles; manufacture of trailers and semi-trailers	3	1,068	-	1,068
C293	Manufacture of parts and accessories for motor vehicles	3	-	-	-
C309	Manufacture of transport equipment, n.e.c.	13	453	302	151
C321	Manufacture of jewelry, bijouterie and related articles	S	S	S	S
C324	Manufacture of games and toys	S	S	S	S
C329	Other manufacturing, n.e.c.	7	-	-	-
C331	Repair of fabricated metal products, machinery and equipment	17	49,734	37,983	11,751
II – Cagayan Valley		1,133	279,760	278,405	1,356
C101	Processing and preserving of meat	6	168,887	168,887	-
C102	Processing and preserving of fish, crustaceans and mollusks	4	-	-	-

Table 4.2 Number of Establishments and Revenue from Industrial Service Done for Others by Type for Manufacturing Establishments by Region and Industry Group: Philippines, 2018*(Values are in thousand PhP, except number of establishments. Details may not add up to total due to rounding and/or suppression)*

Continued

2009 PSIC Code	Region / Industry Description	Number of Establishments	Income from Industrial Service Done for Others		
			Total	Contract and Commission Work	Industrial Repair, Maintenance and Installation Work
		(1)	(2)	(3)	(4)
C103	Processing and preserving of fruits and vegetables	8	-	-	-
C104	Manufacture of vegetable and animal oils and fats	S	S	S	S
C105	Manufacture of dairy products	4	-	-	-
C106	Manufacture of grain mill products, starches and starch products	175	54,367	54,367	-
C107	Manufacture of other food products	382	2,121	1,875	246
C108	Manufacture of prepared animal feeds	7	7,304	7,304	-
C110	Manufacture of beverages	227	1,056	1,056	-
C120	Manufacture of tobacco products	3	-	-	-
C131	Spinning, weaving and finishing of textiles	3	-	-	-
C139	Manufacture of other textiles	4	-	-	-
C142	Custom tailoring and dressmaking	34	-	-	-
C151	Tanning and dressing of leather; manufacture of luggage and handbags	3	1,285	1,285	-
C162	Manufacture of products of wood, cork, straw and plaiting materials	8	730	648	82
C181	Printing and service activities related to printing	122	27,756	27,756	-
C182	Reproduction of recorded media	3	-	-	-
C199	Manufacture of other fuel products	S	S	S	S
C201	Manufacture of basic chemicals	S	S	S	S
C222	Manufacture of plastics products	6	-	-	-
C239	Manufacture of non-metallic mineral products, n.e.c.	25	2,926	2,926	-
C241	Manufacture of basic iron and steel	9	63	-	63
C251	Manufacture of structural metal products, tanks, reservoirs and steam generators	12	-	-	-
C252	Manufacture of weapons and ammunition	S	S	S	S
C259	Manufacture of other fabricated metal products; metal working service activities	32	10,619	9,655	964
C279	Manufacture of other electrical equipment	3	-	-	-
C282	Manufacture of special purpose machinery	3	-	-	-
C310	Manufacture of furniture	21	-	-	-
C321	Manufacture of jewelry, bijouterie and related articles	5	29	29	-
C329	Other manufacturing, n.e.c.	S	S	S	S
C331	Repair of fabricated metal products, machinery and equipment	17	2,537	2,537	-
III – Central Luzon		3,388	19,536,193	18,811,205	724,988

Table 4.2 Number of Establishments and Revenue from Industrial Service Done for Others by Type for Manufacturing Establishments by Region and Industry Group: Philippines, 2018

(Values are in thousand PhP, except number of establishments. Details may not add up to total due to rounding and/or suppression)

Continued

2009 PSIC Code	Region / Industry Description	Number of Establishments	Income from Industrial Service Done for Others		
			Total	Contract and Commission Work	Industrial Repair, Maintenance and Installation Work
		(1)	(2)	(3)	(4)
C101	Processing and preserving of meat	74	456,090	456,090	-
C102	Processing and preserving of fish, crustaceans and mollusks	27	-	-	-
C103	Processing and preserving of fruits and vegetables	31	-	-	-
C104	Manufacture of vegetable and animal oils and fats	4	-	-	-
C105	Manufacture of dairy products	12	115,482	115,482	-
C106	Manufacture of grain mill products, starches and starch products	235	87,465	87,465	-
C107	Manufacture of other food products	1,054	55,796	55,796	-
C108	Manufacture of prepared animal feeds	54	888,944	888,944	-
C110	Manufacture of beverages	360	-	-	-
C120	Manufacture of tobacco products	S	S	S	S
C131	Spinning, weaving and finishing of textiles	20	18,600	18,600	-
C139	Manufacture of other textiles	40	1,680	-	1,680
C141	Manufacture of wearing apparel, except fur apparel	149	794,764	794,457	307
C142	Custom tailoring and dressmaking	60	4,983	4,983	-
C143	Manufacture of knitted and crocheted apparel	3	-	-	-
C151	Tanning and dressing of leather; manufacture of luggage and handbags	41	674,403	674,403	-
C152	Manufacture of footwear	10	-	-	-
C161	Sawmilling and planing of wood	S	S	S	S
C162	Manufacture of products of wood, cork, straw and plaiting materials	63	19,889	17,093	2,796
C170	Manufacture of paper and paper products	35	-	-	-
C181	Printing and service activities related to printing	163	270	270	-
C192	Manufacture of refined petroleum products	3	-	-	-
C201	Manufacture of basic chemicals	21	10,579	-	10,579
C202	Manufacture of other chemical products, n.e.c.	35	105,754	105,754	-
C210	Manufacture of pharmaceuticals, medicinal chemical and botanical products	22	42,720	42,720	-
C221	Manufacture of rubber products	14	-	-	-
C222	Manufacture of plastics products	115	5,609	-	5,609
C231	Manufacture of glass and glass products	14	21,880	21,880	-
C239	Manufacture of non-metallic mineral products, n.e.c.	134	51,846	45,420	6,426
C241	Manufacture of basic iron and steel	44	1,239,356	1,233,499	5,858

Table 4.2 Number of Establishments and Revenue from Industrial Service Done for Others by Type for Manufacturing Establishments by Region and Industry Group: Philippines, 2018*(Values are in thousand PhP, except number of establishments. Details may not add up to total due to rounding and/or suppression)**Continued*

2009 PSIC Code	Region / Industry Description	Number of Establishments	Income from Industrial Service Done for Others		
			Total	Contract and Commission Work	Industrial Repair, Maintenance and Installation Work
		(1)	(2)	(3)	(4)
C242	Manufacture of basic precious and other non-ferrous metals	4	-	-	-
C243	Casting of metals	7	21,061	18,736	2,325
C251	Manufacture of structural metal products, tanks, reservoirs and steam generators	60	983,148	978,693	4,455
C259	Manufacture of other fabricated metal products; metal working service activities	85	55,867	52,454	3,413
C261	Manufacture of electronic components	14	1,020,494	954,322	66,172
C262	Manufacture of computers and peripheral equipment and accessories	5	825,381	825,381	-
C263	Manufacture of communication equipment	S	S	S	S
C264	Manufacture of consumer electronics	3	-	-	-
C265	Manufacture of measuring, testing, navigating and control equipment; watches and clocks	3	11,801	11,801	-
C271	Manufacture of electric motors, generators, transformers and electricity distribution and control apparatus	10	17,991	-	17,991
C272	Manufacture of batteries and accumulators	S	S	S	S
C273	Manufacture of wiring and wiring devices	10	-	-	-
C274	Manufacture of electric lighting equipment	7	29	-	29
C275	Manufacture of domestic appliances	4	-	-	-
C279	Manufacture of other electrical equipment	10	1,181	-	1,181
C281	Manufacture of general purpose machinery	13	10,511	10,511	-
C282	Manufacture of special purpose machinery	15	38,837	38,837	-
C291	Manufacture of motor vehicles	4	52,935	52,935	-
C292	Manufacture of bodies (coachwork) for motor vehicles; manufacture of trailers and semi-trailers	S	S	S	S
C293	Manufacture of parts and accessories for motor vehicles	9	-	-	-
C301	Building of ships and boats	S	S	S	S
C303	Manufacture of air and spacecraft and related machinery	5	4,034	4,034	-
C309	Manufacture of transport equipment, n.e.c.	13	-	-	-
C310	Manufacture of furniture	121	15,780	9,164	6,616

Table 4.2 Number of Establishments and Revenue from Industrial Service Done for Others by Type for Manufacturing Establishments by Region and Industry Group: Philippines, 2018

(Values are in thousand PhP, except number of establishments. Details may not add up to total due to rounding and/or suppression)

Continued

2009 PSIC Code	Region / Industry Description	Number of Establishments	Income from Industrial Service Done for Others		
			Total	Contract and Commission Work	Industrial Repair, Maintenance and Installation Work
		(1)	(2)	(3)	(4)
C321	Manufacture of jewelry, bijouterie and related articles	15	250	250	-
C322	Manufacture of musical instruments	S	S	S	S
C323	Manufacture of sports goods	3	-	-	-
C324	Manufacture of games and toys	8	-	-	-
C325	Manufacture of medical and dental instruments and supplies	9	576,411	-	576,411
C329	Other manufacturing, n.e.c.	42	-	-	-
C331	Repair of fabricated metal products, machinery and equipment	62	7,481,059	7,472,164	8,894
C332	Installation of industrial machinery and equipment	S	S	S	S
IVA – CALABARZON		4,035	54,749,063	53,382,390	1,366,673
C101	Processing and preserving of meat	41	745,939	745,939	-
C102	Processing and preserving of fish, crustaceans and mollusks	12	-	-	-
C103	Processing and preserving of fruits and vegetables	19	-	-	-
C104	Manufacture of vegetable and animal oils and fats	31	2,051,044	2,051,044	-
C105	Manufacture of dairy products	12	-	-	-
C106	Manufacture of grain mill products, starches and starch products	90	1,219	1,219	-
C107	Manufacture of other food products	877	543,748	543,465	283
C108	Manufacture of prepared animal feeds	69	115,203	115,110	93
C110	Manufacture of beverages	291	953	953	-
C120	Manufacture of tobacco products	3	-	-	-
C131	Spinning, weaving and finishing of textiles	10	24,873	24,873	-
C139	Manufacture of other textiles	33	77,555	77,344	211
C141	Manufacture of wearing apparel, except fur apparel	244	3,761,916	3,749,210	12,706
C142	Custom tailoring and dressmaking	90	56,582	56,378	205
C143	Manufacture of knitted and crocheted apparel	16	253,145	253,145	-
C151	Tanning and dressing of leather; manufacture of luggage and handbags	24	46,815	46,815	-
C152	Manufacture of footwear	34	-	-	-
C161	Sawmilling and 408lanning of wood	S	S	S	S
C162	Manufacture of products of wood, cork, straw and plaiting materials	64	123,503	98,395	25,107
C170	Manufacture of paper and paper products	76	550,100	550,047	53
C181	Printing and service activities related to printing	198	42,548	42,548	-
C182	Reproduction of recorded media	S	S	S	S

Table 4.2 Number of Establishments and Revenue from Industrial Service Done for Others by Type for Manufacturing Establishments by Region and Industry Group: Philippines, 2018*(Values are in thousand PhP, except number of establishments. Details may not add up to total due to rounding and/or suppression)**Continued*

2009 PSIC Code	Region / Industry Description	Number of Establishments	Income from Industrial Service Done for Others		
			Total	Contract and Commission Work	Industrial Repair, Maintenance and Installation Work
		(1)	(2)	(3)	(4)
C192	Manufacture of refined petroleum products	2	-	-	-
C199	Manufacture of other fuel products	S	S	S	S
C201	Manufacture of basic chemicals	31	272,563	223,740	48,823
C202	Manufacture of other chemical products, n.e.c.	91	570,751	566,537	4,214
C210	Manufacture of pharmaceuticals, medicinal chemical and botanical products	34	518,168	518,168	-
C221	Manufacture of rubber products	35	-	-	-
C222	Manufacture of plastics products	181	66,673	66,673	-
C231	Manufacture of glass and glass products	18	8,811	1,092	7,719
C239	Manufacture of non-metallic mineral products, n.e.c.	115	1,821,436	1,821,436	-
C241	Manufacture of basic iron and steel	59	1,427,195	1,363,241	63,954
C242	Manufacture of basic precious and other non-ferrous metals	8	-	-	-
C243	Casting of metals	16	51,646	51,646	-
C251	Manufacture of structural metal products, tanks, reservoirs and steam generators	109	396,204	5,320	390,884
C252	Manufacture of weapons and ammunition	S	S	S	S
C259	Manufacture of other fabricated metal products; metal working service activities	245	1,353,478	1,306,656	46,822
C261	Manufacture of electronic components	103	27,147,763	27,023,128	124,635
C262	Manufacture of computers and peripheral equipment and accessories	24	1,519,014	1,519,014	-
C263	Manufacture of communication equipment	10	303,266	303,266	-
C264	Manufacture of consumer electronics	12	-	-	-
C265	Manufacture of measuring, testing, navigating and control equipment; watches and clocks	5	95,171	95,171	-
C267	Manufacture of optical instruments and photographic equipment	9	1,287,208	1,287,208	-
C271	Manufacture of electric motors, generators, transformers and electricity distribution and control apparatus	46	489,555	489,555	-
C272	Manufacture of batteries and accumulators	S	S	S	S
C273	Manufacture of wiring and wiring devices	20	139,951	139,951	-
C274	Manufacture of electric lighting equipment	15	525,293	525,293	-

Table 4.2 Number of Establishments and Revenue from Industrial Service Done for Others by Type for Manufacturing Establishments by Region and Industry Group: Philippines, 2018

(Values are in thousand PhP, except number of establishments. Details may not add up to total due to rounding and/or suppression)

Continued

2009 PSIC Code	Region / Industry Description	Number of Establishments	Income from Industrial Service Done for Others		
			Total	Contract and Commission Work	Industrial Repair, Maintenance and Installation Work
		(1)	(2)	(3)	(4)
C275	Manufacture of domestic appliances	12	4,827	4,827	-
C279	Manufacture of other electrical equipment	14	4,513,416	4,513,416	-
C281	Manufacture of general purpose machinery	41	53,497	23,308	30,189
C282	Manufacture of special purpose machinery	73	23,085	9,398	13,687
C291	Manufacture of motor vehicles	13	528,853	230,326	298,527
C292	Manufacture of bodies (coachwork) for motor vehicles; manufacture of trailers and semi-trailers	10	22,286	22,204	82
C293	Manufacture of parts and accessories for motor vehicles	74	163,545	163,545	-
C301	Building of ships and boats	5	-	-	-
C302	Manufacture of railway locomotive and rolling stock	S	S	S	S
C303	Manufacture of air and spacecraft and related machinery	S	S	S	S
C309	Manufacture of transport equipment, n.e.c.	21	3,553	-	3,553
C310	Manufacture of furniture	150	15,139	13,316	1,823
C321	Manufacture of jewelry, bijouterie and related articles	4	-	-	-
C322	Manufacture of musical instruments	S	S	S	S
C323	Manufacture of sports goods	8	167	-	167
C324	Manufacture of games and toys	6	-	-	-
C325	Manufacture of medical and dental instruments and supplies	21	60,271	60,271	-
C329	Other manufacturing, n.e.c.	17	-	-	-
C331	Repair of fabricated metal products, machinery and equipment	133	2,797,086	2,504,151	292,935
C332	Installation of industrial machinery and equipment	S	S	S	S
	MIMAROPA	1,118	48,693	48,693	-
C101	Processing and preserving of meat	3	-	-	-
C102	Processing and preserving of fish, crustaceans and mollusks	S	S	S	S
C103	Processing and preserving of fruits and vegetables	S	S	S	S
C104	Manufacture of vegetable and animal oils and fats	7	269	269	-
C105	Manufacture of dairy products	5	-	-	-
C106	Manufacture of grain mill products, starches and starch products	98	-	-	-
C107	Manufacture of other food products	432	-	-	-
C110	Manufacture of beverages	289	-	-	-
C131	Spinning, weaving and finishing of textiles	3	59	59	-

Table 4.2 Number of Establishments and Revenue from Industrial Service Done for Others by Type for Manufacturing Establishments by Region and Industry Group: Philippines, 2018*(Values are in thousand PhP, except number of establishments. Details may not add up to total due to rounding and/or suppression)**Continued*

2009 PSIC Code	Region / Industry Description	Number of Establishments	Income from Industrial Service Done for Others		
			Total	Contract and Commission Work	Industrial Repair, Maintenance and Installation Work
		(1)	(2)	(3)	(4)
C141	Manufacture of wearing apparel, except fur apparel	8	-	-	-
C142	Custom tailoring and dressmaking	22	4,818	4,818	-
C151	Tanning and dressing of leather; manufacture of luggage and handbags	3	-	-	-
C161	Sawmilling and planing of wood	4	-	-	-
C162	Manufacture of products of wood, cork, straw and plaiting materials	13	-	-	-
C181	Printing and service activities related to printing	123	-	-	-
C201	Manufacture of basic chemicals	3	-	-	-
C202	Manufacture of other chemical products, n.e.c.	S	S	S	S
C210	Manufacture of pharmaceuticals, medicinal chemical and botanical products	S	S	S	S
C222	Manufacture of plastics products	6	-	-	-
C239	Manufacture of non-metallic mineral products, n.e.c.	37	-	-	-
C241	Manufacture of basic iron and steel	8	-	-	-
C242	Manufacture of basic precious and other non-ferrous metals	S	S	S	S
C259	Manufacture of other fabricated metal products; metal working service activities	19	-	-	-
C282	Manufacture of special purpose machinery	S	S	S	S
C310	Manufacture of furniture	21	5,030	5,030	-
C331	Repair of fabricated metal products, machinery and equipment	5	4,259	4,259	-
V – Bicol Region		1,339	331,130	302,085	29,045
C101	Processing and preserving of meat	14	6	-	6
C102	Processing and preserving of fish, crustaceans and mollusks	28	14,123	12,766	1,357
C103	Processing and preserving of fruits and vegetables	5	-	-	-
C104	Manufacture of vegetable and animal oils and fats	9	-	-	-
C105	Manufacture of dairy products	6	246	246	-
C106	Manufacture of grain mill products, starches and starch products	67	28,267	28,267	-
C107	Manufacture of other food products	542	-	-	-
C108	Manufacture of prepared animal feeds	4	-	-	-
C110	Manufacture of beverages	249	-	-	-
C120	Manufacture of tobacco products	S	S	S	S

Table 4.2 Number of Establishments and Revenue from Industrial Service Done for Others by Type for Manufacturing Establishments by Region and Industry Group: Philippines, 2018*(Values are in thousand PhP, except number of establishments. Details may not add up to total due to rounding and/or suppression)**Continued*

2009 PSIC Code	Region / Industry Description	Number of Establishments	Income from Industrial Service Done for Others		
			Total	Contract and Commission Work	Industrial Repair, Maintenance and Installation Work
		(1)	(2)	(3)	(4)
C131	Spinning, weaving and finishing of textiles	6	-	-	-
C139	Manufacture of other textiles	10	-	-	-
C141	Manufacture of wearing apparel, except fur apparel	19	-	-	-
C142	Custom tailoring and dressmaking	55	-	-	-
C151	Tanning and dressing of leather; manufacture of luggage and handbags	3	-	-	-
C152	Manufacture of footwear	4	-	-	-
C162	Manufacture of products of wood, cork, straw and plaiting materials	32	-	-	-
C170	Manufacture of paper and paper products	5	13,776	13,776	-
C181	Printing and service activities related to printing	93	30,776	30,776	-
C201	Manufacture of basic chemicals	3	3,148	-	3,148
C210	Manufacture of pharmaceuticals, medicinal chemical and botanical products	5	-	-	-
C231	Manufacture of glass and glass products	S	S	S	S
C239	Manufacture of non-metallic mineral products, n.e.c.	29	-	-	-
C241	Manufacture of basic iron and steel	12	167,292	158,119	9,174
C242	Manufacture of basic precious and other non-ferrous metals	S	S	S	S
C251	Manufacture of structural metal products, tanks, reservoirs and steam generators	21	3,267	3,184	82
C259	Manufacture of other fabricated metal products; metal working service activities	31	1,442	123	1,319
C281	Manufacture of general purpose machinery	4	-	-	-
C282	Manufacture of special purpose machinery	3	-	-	-
C293	Manufacture of parts and accessories for motor vehicles	3	-	-	-
C310	Manufacture of furniture	25	-	-	-
C329	Other manufacturing, n.e.c.	19	47,333	47,333	-
C331	Repair of fabricated metal products, machinery and equipment	29	21,454	7,495	13,959
VI – Western Visayas		1,425	1,258,913	1,035,847	223,066
C101	Processing and preserving of meat	19	93,246	93,246	-
C102	Processing and preserving of fish, crustaceans and mollusks	31	6,856	6,856	-

Table 4.2 Number of Establishments and Revenue from Industrial Service Done for Others by Type for Manufacturing Establishments by Region and Industry Group: Philippines, 2018*(Values are in thousand PhP, except number of establishments. Details may not add up to total due to rounding and/or suppression)**Continued*

2009 PSIC Code	Region / Industry Description	Number of Establishments	Income from Industrial Service Done for Others		
			Total	Contract and Commission Work	Industrial Repair, Maintenance and Installation Work
		(1)	(2)	(3)	(4)
C103	Processing and preserving of fruits and vegetables	S	S	S	S
C104	Manufacture of vegetable and animal oils and fats	5	12	-	12
C105	Manufacture of dairy products	5	-	-	-
C106	Manufacture of grain mill products, starches and starch products	107	8,630	8,630	-
C107	Manufacture of other food products	444	876,296	707,200	169,096
C108	Manufacture of prepared animal feeds	3	-	-	-
C110	Manufacture of beverages	282	57,406	57,406	-
C131	Spinning, weaving and finishing of textiles	14	-	-	-
C139	Manufacture of other textiles	4	-	-	-
C141	Manufacture of wearing apparel, except fur apparel	17	2,632	2,632	-
C142	Custom tailoring and dressmaking	63	8,460	8,439	22
C161	Sawmilling and planing of wood	3	-	-	-
C162	Manufacture of products of wood, cork, straw and plaiting materials	14	135	135	-
C181	Printing and service activities related to printing	145	33,117	33,117	-
C192	Manufacture of refined petroleum products	S	S	S	S
C201	Manufacture of basic chemicals	9	-	-	-
C202	Manufacture of other chemical products, n.e.c.	S	S	S	S
C210	Manufacture of pharmaceuticals, medicinal chemical and botanical products	7	-	-	-
C221	Manufacture of rubber products	3	-	-	-
C222	Manufacture of plastics products	21	-	-	-
C231	Manufacture of glass and glass products	4	-	-	-
C239	Manufacture of non-metallic mineral products, n.e.c.	99	-	-	-
C241	Manufacture of basic iron and steel	14	49,237	47,009	2,228
C243	Casting of metals	5	-	-	-
C251	Manufacture of structural metal products, tanks, reservoirs and steam generators	17	-	-	-
C259	Manufacture of other fabricated metal products; metal working service activities	33	884	-	884
C265	Manufacture of measuring, testing, navigating and control equipment; watches and clocks	S	S	S	S
C267	Manufacture of optical instruments and photographic equipment	S	S	S	S

Table 4.2 Number of Establishments and Revenue from Industrial Service Done for Others by Type for Manufacturing Establishments by Region and Industry Group: Philippines, 2018*(Values are in thousand PhP, except number of establishments. Details may not add up to total due to rounding and/or suppression)**Continued*

2009 PSIC Code	Region / Industry Description	Number of Establishments	Income from Industrial Service Done for Others		
			Total	Contract and Commission Work	Industrial Repair, Maintenance and Installation Work
		(1)	(2)	(3)	(4)
C282	Manufacture of special purpose machinery	3	50,816	-	50,816
C293	Manufacture of parts and accessories for motor vehicles	3	10	-	10
C310	Manufacture of furniture	12	-	-	-
C321	Manufacture of jewelry, bijouterie and related articles	5	-	-	-
C329	Other manufacturing, n.e.c.	11	-	-	-
C331	Repair of fabricated metal products, machinery and equipment	16	71,176	71,176	-
VII – Central Visayas		2,347	8,393,407	8,066,558	326,849
C101	Processing and preserving of meat	27	20,902	20,902	-
C102	Processing and preserving of fish, crustaceans and mollusks	34	731	-	731
C103	Processing and preserving of fruits and vegetables	21	-	-	-
C104	Manufacture of vegetable and animal oils and fats	14	-	-	-
C105	Manufacture of dairy products	6	-	-	-
C106	Manufacture of grain mill products, starches and starch products	71	11,398	11,398	-
C107	Manufacture of other food products	758	841	275	566
C108	Manufacture of prepared animal feeds	19	125,069	122,836	2,232
C110	Manufacture of beverages	247	1,279	1,279	-
C131	Spinning, weaving and finishing of textiles	4	-	-	-
C139	Manufacture of other textiles	13	-	-	-
C141	Manufacture of wearing apparel, except fur apparel	53	1,600,180	1,600,180	-
C142	Custom tailoring and dressmaking	50	-	-	-
C151	Tanning and dressing of leather; manufacture of luggage and handbags	S	S	S	S
C152	Manufacture of footwear	16	-	-	-
C161	Sawmilling and planing of wood	8	-	-	-
C162	Manufacture of products of wood, cork, straw and plaiting materials	15	16,657	16,657	-
C170	Manufacture of paper and paper products	19	-	-	-
C181	Printing and service activities related to printing	268	77,666	77,666	-
C201	Manufacture of basic chemicals	18	-	-	-
C202	Manufacture of other chemical products, n.e.c.	36	5,943	-	5,943
C210	Manufacture of pharmaceuticals, medicinal chemical and botanical products	4	-	-	-

Table 4.2 Number of Establishments and Revenue from Industrial Service Done for Others by Type for Manufacturing Establishments by Region and Industry Group: Philippines, 2018*(Values are in thousand PhP, except number of establishments. Details may not add up to total due to rounding and/or suppression)**Continued*

2009 PSIC Code	Region / Industry Description	Number of Establishments	Income from Industrial Service Done for Others		
			Total	Contract and Commission Work	Industrial Repair, Maintenance and Installation Work
		(1)	(2)	(3)	(4)
C221	Manufacture of rubber products	7	-	-	-
C222	Manufacture of plastics products	71	65	-	65
C231	Manufacture of glass and glass products	7	-	-	-
C239	Manufacture of non-metallic mineral products, n.e.c.	45	-	-	-
C241	Manufacture of basic iron and steel	29	363,142	356,734	6,408
C242	Manufacture of basic precious and other non-ferrous metals	S	S	S	S
C243	Casting of metals	8	5,201	-	5,201
C251	Manufacture of structural metal products, tanks, reservoirs and steam generators	10	28,420	28,420	-
C252	Manufacture of weapons and ammunition	S	S	S	S
C259	Manufacture of other fabricated metal products; metal working service activities	50	89,967	52,109	37,858
C261	Manufacture of electronic components	10	-	-	-
C262	Manufacture of computers and peripheral equipment and accessories	S	S	S	S
C263	Manufacture of communication equipment	S	S	S	S
C264	Manufacture of consumer electronics	3	-	-	-
C265	Manufacture of measuring, testing, navigating and control equipment; watches and clocks	5	1,054,746	1,054,746	-
C267	Manufacture of optical instruments and photographic equipment	12	-	-	-
C271	Manufacture of electric motors, generators, transformers and electricity distribution and control apparatus	7	32,556	32,556	-
C273	Manufacture of wiring and wiring devices	S	S	S	S
C274	Manufacture of electric lighting equipment	4	128,859	128,859	-
C275	Manufacture of domestic appliances	S	S	S	S
C279	Manufacture of other electrical equipment	S	S	S	S
C281	Manufacture of general purpose machinery	5	-	-	-
C282	Manufacture of special purpose machinery	5	17,014	14,046	2,968
C291	Manufacture of motor vehicles	10	377,352	377,352	-
C293	Manufacture of parts and accessories for motor vehicles	8	3,415,945	3,415,945	-
C301	Building of ships and boats	13	230,705	230,690	15

Table 4.2 Number of Establishments and Revenue from Industrial Service Done for Others by Type for Manufacturing Establishments by Region and Industry Group: Philippines, 2018

(Values are in thousand PhP, except number of establishments. Details may not add up to total due to rounding and/or suppression)

Continued

2009 PSIC Code	Region / Industry Description	Number of Establishments	Income from Industrial Service Done for Others		
			Total	Contract and Commission Work	Industrial Repair, Maintenance and Installation Work
		(1)	(2)	(3)	(4)
C309	Manufacture of transport equipment, n.e.c.	3	-	-	-
C310	Manufacture of furniture	173	26,134	26,119	15
C321	Manufacture of jewelry, bijouterie and related articles	37	-	-	-
C322	Manufacture of musical instruments	S	S	S	S
C323	Manufacture of sports goods	S	S	S	S
C324	Manufacture of games and toys	S	S	S	S
C325	Manufacture of medical and dental instruments and supplies	15	-	-	-
C329	Other manufacturing, n.e.c.	24	-	-	-
C331	Repair of fabricated metal products, machinery and equipment	66	762,442	497,787	264,655
VIII – Eastern Visayas		1,415	41,854	8,305	33,548
C101	Processing and preserving of meat	S	S	S	S
C102	Processing and preserving of fish, crustaceans and mollusks	8	-	-	-
C103	Processing and preserving of fruits and vegetables	5	-	-	-
C104	Manufacture of vegetable and animal oils and fats	7	-	-	-
C105	Manufacture of dairy products	S	S	S	S
C106	Manufacture of grain mill products, starches and starch products	100	8,412	8,129	283
C107	Manufacture of other food products	646	-	-	-
C110	Manufacture of beverages	365	-	-	-
C131	Spinning, weaving and finishing of textiles	4	-	-	-
C139	Manufacture of other textiles	S	S	S	S
C141	Manufacture of wearing apparel, except fur apparel	8	-	-	-
C142	Custom tailoring and dressmaking	34	-	-	-
C162	Manufacture of products of wood, cork, straw and plaiting materials	13	-	-	-
C170	Manufacture of paper and paper products	7	-	-	-
C181	Printing and service activities related to printing	76	-	-	-
C201	Manufacture of basic chemicals	7	-	-	-
C210	Manufacture of pharmaceuticals, medicinal chemical and botanical products	S	S	S	S
C222	Manufacture of plastics products	9	-	-	-
C231	Manufacture of glass and glass products	6	-	-	-
C239	Manufacture of non-metallic mineral products, n.e.c.	38	1,547	-	1,547
C241	Manufacture of basic iron and steel	3	-	-	-

Table 4.2 Number of Establishments and Revenue from Industrial Service Done for Others by Type for Manufacturing Establishments by Region and Industry Group: Philippines, 2018

(Values are in thousand PhP, except number of establishments. Details may not add up to total due to rounding and/or suppression)

Continued

2009 PSIC Code	Region / Industry Description	Number of Establishments	Income from Industrial Service Done for Others		
			Total	Contract and Commission Work	Industrial Repair, Maintenance and Installation Work
		(1)	(2)	(3)	(4)
C242	Manufacture of basic precious and other non-ferrous metals	S	S	S	S
C243	Casting of metals	S	S	S	S
C251	Manufacture of structural metal products, tanks, reservoirs and steam generators	5	-	-	-
C259	Manufacture of other fabricated metal products; metal working service activities	38	252	176	76
C273	Manufacture of wiring and wiring devices	S	S	S	S
C282	Manufacture of special purpose machinery	S	S	S	S
C310	Manufacture of furniture	4	-	-	-
C321	Manufacture of jewelry, bijouterie and related articles	5	1,771	-	1,771
C329	Other manufacturing, n.e.c.	12	-	-	-
C331	Repair of fabricated metal products, machinery and equipment	6	29,872	-	29,872
IX – Zamboanga Peninsula		1,278	730,446	675,402	55,044
C101	Processing and preserving of meat	12	-	-	-
C102	Processing and preserving of fish, crustaceans and mollusks	29	-	-	-
C104	Manufacture of vegetable and animal oils and fats	6	-	-	-
C105	Manufacture of dairy products	4	-	-	-
C106	Manufacture of grain mill products, starches and starch products	133	19,181	14,915	4,266
C107	Manufacture of other food products	649	2,864	-	2,864
C108	Manufacture of prepared animal feeds	S	S	S	S
C110	Manufacture of beverages	151	498,443	498,443	-
C139	Manufacture of other textiles	S	S	S	S
C142	Custom tailoring and dressmaking	37	-	-	-
C161	Sawmilling and planing of wood	4	-	-	-
C162	Manufacture of products of wood, cork, straw and plaiting materials	S	S	S	S
C181	Printing and service activities related to printing	81	-	-	-
C221	Manufacture of rubber products	5	13,875	13,875	-
C222	Manufacture of plastics products	8	6,414	6,414	-
C231	Manufacture of glass and glass products	4	-	-	-
C239	Manufacture of non-metallic mineral products, n.e.c.	36	-	-	-
C241	Manufacture of basic iron and steel	5	68,107	65,026	3,081
C251	Manufacture of structural metal products, tanks, reservoirs and steam generators	12	12,953	6,686	6,267

Table 4.2 Number of Establishments and Revenue from Industrial Service Done for Others by Type for Manufacturing Establishments by Region and Industry Group: Philippines, 2018

(Values are in thousand PhP, except number of establishments. Details may not add up to total due to rounding and/or suppression)

Continued

2009 PSIC Code	Region / Industry Description	Number of Establishments	Income from Industrial Service Done for Others		
			Total	Contract and Commission Work	Industrial Repair, Maintenance and Installation Work
		(1)	(2)	(3)	(4)
C259	Manufacture of other fabricated metal products; metal working service activities	23	11,871	4,533	7,338
C310	Manufacture of furniture	26	500	500	-
C321	Manufacture of jewelry, bijouterie and related articles	S	S	S	S
C329	Other manufacturing, n.e.c.	4	6,000	6,000	-
C331	Repair of fabricated metal products, machinery and equipment	44	90,238	59,010	31,228
	X – Northern Mindanao	1,124	1,163,787	1,078,701	85,087
C101	Processing and preserving of meat	23	240,283	240,283	-
C102	Processing and preserving of fish, crustaceans and mollusks	S	S	S	S
C103	Processing and preserving of fruits and vegetables	15	1,443	1,443	-
C104	Manufacture of vegetable and animal oils and fats	9	274,197	274,197	-
C105	Manufacture of dairy products	6	103	103	-
C106	Manufacture of grain mill products, starches and starch products	36	10,000	10,000	-
C107	Manufacture of other food products	409	11,762	10,811	951
C108	Manufacture of prepared animal feeds	7	-	-	-
C110	Manufacture of beverages	182	-	-	-
C131	Spinning, weaving and finishing of textiles	3	-	-	-
C139	Manufacture of other textiles	5	-	-	-
C141	Manufacture of wearing apparel, except fur apparel	10	-	-	-
C142	Custom tailoring and dressmaking	43	2,893	2,893	-
C152	Manufacture of footwear	4	-	-	-
C161	Sawmilling and planing of wood	15	3,660	3,660	-
C162	Manufacture of products of wood, cork, straw and plaiting materials	14	-	-	-
C170	Manufacture of paper and paper products	6	-	-	-
C181	Printing and service activities related to printing	92	26,443	26,443	-
C192	Manufacture of refined petroleum products	3	-	-	-
C201	Manufacture of basic chemicals	11	-	-	-
C202	Manufacture of other chemical products, n.e.c.	4	-	-	-
C210	Manufacture of pharmaceuticals, medicinal chemical and botanical products	S	S	S	S
C221	Manufacture of rubber products	S	S	S	S
C222	Manufacture of plastics products	22	3,554	3,554	-

Table 4.2 Number of Establishments and Revenue from Industrial Service Done for Others by Type for Manufacturing Establishments by Region and Industry Group: Philippines, 2018*(Values are in thousand PhP, except number of establishments. Details may not add up to total due to rounding and/or suppression)**Continued*

2009 PSIC Code	Region / Industry Description	Number of Establishments	Income from Industrial Service Done for Others		
			Total	Contract and Commission Work	Industrial Repair, Maintenance and Installation Work
		(1)	(2)	(3)	(4)
C231	Manufacture of glass and glass products	3	108	-	108
C239	Manufacture of non-metallic mineral products, n.e.c.	38	29,157	-	29,157
C241	Manufacture of basic iron and steel	10	132,325	126,338	5,987
C243	Casting of metals	3	-	-	-
C251	Manufacture of structural metal products, tanks, reservoirs and steam generators	26	8,787	579	8,208
C259	Manufacture of other fabricated metal products; metal working service activities	17	10,000	5,000	5,000
C264	Manufacture of consumer electronics	S	S	S	S
C271	Manufacture of electric motors, generators, transformers and electricity distribution and control apparatus	S	S	S	S
C281	Manufacture of general purpose machinery	S	S	S	S
C282	Manufacture of special purpose machinery	S	S	S	S
C291	Manufacture of motor vehicles	3	-	-	-
C293	Manufacture of parts and accessories for motor vehicles	3	-	-	-
C310	Manufacture of furniture	39	-	-	-
C321	Manufacture of jewelry, bijouterie and related articles	S	S	S	S
C324	Manufacture of games and toys	S	S	S	S
C329	Other manufacturing, n.e.c.	S	S	S	S
C331	Repair of fabricated metal products, machinery and equipment	49	406,135	371,360	34,775
XI – Davao Region		1,478	1,819,424	1,774,287	45,138
C101	Processing and preserving of meat	13	208,924	208,924	-
C102	Processing and preserving of fish, crustaceans and mollusks	5	421,518	421,518	-
C103	Processing and preserving of fruits and vegetables	13	-	-	-
C104	Manufacture of vegetable and animal oils and fats	17	39,371	22,917	16,454
C105	Manufacture of dairy products	5	-	-	-
C106	Manufacture of grain mill products, starches and starch products	131	156,820	155,325	1,496
C107	Manufacture of other food products	430	15,346	15,346	-
C108	Manufacture of prepared animal feeds	7	-	-	-
C110	Manufacture of beverages	270	56,485	56,485	-
C120	Manufacture of tobacco products	S	S	S	S

Table 4.2 Number of Establishments and Revenue from Industrial Service Done for Others by Type for Manufacturing Establishments by Region and Industry Group: Philippines, 2018

(Values are in thousand PhP, except number of establishments. Details may not add up to total due to rounding and/or suppression)

Continued

2009 PSIC Code	Region / Industry Description	Number of Establishments	Income from Industrial Service Done for Others		
			Total	Contract and Commission Work	Industrial Repair, Maintenance and Installation Work
		(1)	(2)	(3)	(4)
C139	Manufacture of other textiles	19	100	50	50
C141	Manufacture of wearing apparel, except fur apparel	23	-	-	-
C142	Custom tailoring and dressmaking	41	-	-	-
C152	Manufacture of footwear	5	-	-	-
C161	Sawmilling and 420lanning of wood	3	15,697	15,697	-
C162	Manufacture of products of wood, cork, straw and plaiting materials	31	-	-	-
C170	Manufacture of paper and paper products	15	206,265	206,265	-
C181	Printing and service activities related to printing	123	936	936	-
C192	Manufacture of refined petroleum products	S	S	S	S
C201	Manufacture of basic chemicals	22	-	-	-
C202	Manufacture of other chemical products, n.e.c.	8	-	-	-
C210	Manufacture of pharmaceuticals, medicinal chemical and botanical products	8	-	-	-
C221	Manufacture of rubber products	4	-	-	-
C222	Manufacture of plastics products	42	25,083	22,104	2,978
C231	Manufacture of glass and glass products	4	39,639	39,639	-
C239	Manufacture of non-metallic mineral products, n.e.c.	46	-	-	-
C241	Manufacture of basic iron and steel	11	7,039	2,606	4,434
C242	Manufacture of basic precious and other non-ferrous metals	3	434,910	415,279	19,631
C243	Casting of metals	S	S	S	S
C251	Manufacture of structural metal products, tanks, reservoirs and steam generators	15	-	-	-
C252	Manufacture of weapons and ammunition	S	S	S	S
C259	Manufacture of other fabricated metal products; metal working service activities	10	-	-	-
C265	Manufacture of measuring, testing, navigating and control equipment; watches and clocks	S	S	S	S
C271	Manufacture of electric motors, generators, transformers and electricity distribution and control apparatus	S	S	S	S
C275	Manufacture of domestic appliances	3	-	-	-
C281	Manufacture of general purpose machinery	4	-	-	-
C282	Manufacture of special purpose machinery	26	-	-	-

Table 4.2 Number of Establishments and Revenue from Industrial Service Done for Others by Type for Manufacturing Establishments by Region and Industry Group: Philippines, 2018*(Values are in thousand PhP, except number of establishments. Details may not add up to total due to rounding and/or suppression)**Continued*

2009 PSIC Code	Region / Industry Description	Number of Establishments	Income from Industrial Service Done for Others		
			Total	Contract and Commission Work	Industrial Repair, Maintenance and Installation Work
		(1)	(2)	(3)	(4)
C291	Manufacture of motor vehicles	S	S	S	S
C293	Manufacture of parts and accessories for motor vehicles	3	-	-	-
C301	Building of ships and boats	S	S	S	S
C310	Manufacture of furniture	48	-	-	-
C321	Manufacture of jewelry, bijouterie and related articles	5	-	-	-
C329	Other manufacturing, n.e.c.	11	-	-	-
C331	Repair of fabricated metal products, machinery and equipment	44	191,196	191,196	-
XII – SOCCSKSARGEN		1,220	1,519,667	1,446,588	73,079
C101	Processing and preserving of meat	6	146,958	146,958	-
C102	Processing and preserving of fish, crustaceans and mollusks	24	141,416	141,416	-
C103	Processing and preserving of fruits and vegetables	S	S	S	S
C104	Manufacture of vegetable and animal oils and fats	7	-	-	-
C105	Manufacture of dairy products	3	-	-	-
C106	Manufacture of grain mill products, starches and starch products	180	142,977	142,977	-
C107	Manufacture of other food products	390	14,900	12,795	2,105
C108	Manufacture of prepared animal feeds	3	8,486	8,486	-
C110	Manufacture of beverages	250	-	-	-
C131	Spinning, weaving and finishing of textiles	6	-	-	-
C139	Manufacture of other textiles	3	-	-	-
C141	Manufacture of wearing apparel, except fur apparel	13	-	-	-
C142	Custom tailoring and dressmaking	51	723	723	-
C161	Sawmilling and 421lanning of wood	7	-	-	-
C162	Manufacture of products of wood, cork, straw and plaiting materials	8	-	-	-
C170	Manufacture of paper and paper products	4	45,619	45,619	-
C181	Printing and service activities related to printing	107	66,073	66,073	-
C192	Manufacture of refined petroleum products	S	S	S	S
C201	Manufacture of basic chemicals	10	-	-	-
C202	Manufacture of other chemical products, n.e.c.	S	S	S	S
C221	Manufacture of rubber products	S	S	S	S
C222	Manufacture of plastics products	S	S	S	S
C231	Manufacture of glass and glass products	S	S	S	S

Table 4.2 Number of Establishments and Revenue from Industrial Service Done for Others by Type for Manufacturing Establishments by Region and Industry Group: Philippines, 2018

(Values are in thousand PhP, except number of establishments. Details may not add up to total due to rounding and/or suppression)

Continued

2009 PSIC Code	Region / Industry Description	Number of Establishments	Income from Industrial Service Done for Others		
			Total	Contract and Commission Work	Industrial Repair, Maintenance and Installation Work
		(1)	(2)	(3)	(4)
C239	Manufacture of non-metallic mineral products, n.e.c.	32	-	-	-
C241	Manufacture of basic iron and steel	12	3,349	-	3,349
C243	Casting of metals	S	S	S	S
C251	Manufacture of structural metal products, tanks, reservoirs and steam generators	13	-	-	-
C259	Manufacture of other fabricated metal products; metal working service activities	42	154,562	143,766	10,796
C301	Building of ships and boats	S	S	S	S
C310	Manufacture of furniture	10	-	-	-
C323	Manufacture of sports goods	S	S	S	S
C331	Repair of fabricated metal products, machinery and equipment	29	695,251	640,822	54,429
XIII – Caraga		1,050	535,584	532,625	2,960
C101	Processing and preserving of meat	9	51,089	51,089	-
C102	Processing and preserving of fish, crustaceans and mollusks	S	S	S	S
C103	Processing and preserving of fruits and vegetables	S	S	S	S
C104	Manufacture of vegetable and animal oils and fats	5	10,113	10,113	-
C106	Manufacture of grain mill products, starches and starch products	46	19,284	19,284	-
C107	Manufacture of other food products	498	-	-	-
C108	Manufacture of prepared animal feeds	4	-	-	-
C110	Manufacture of beverages	167	-	-	-
C139	Manufacture of other textiles	3	-	-	-
C141	Manufacture of wearing apparel, except fur apparel	3	-	-	-
C142	Custom tailoring and dressmaking	22	-	-	-
C161	Sawmilling and 422lanning of wood	7	420	-	420
C162	Manufacture of products of wood, cork, straw and plaiting materials	10	9,669	9,669	-
C181	Printing and service activities related to printing	86	11,200	11,200	-
C201	Manufacture of basic chemicals	S	S	S	S
C202	Manufacture of other chemical products, n.e.c.	13	-	-	-
C231	Manufacture of glass and glass products	S	S	S	S
C239	Manufacture of non-metallic mineral products, n.e.c.	35	-	-	-
C241	Manufacture of basic iron and steel	3	2,218	-	2,218

Table 4.2 Number of Establishments and Revenue from Industrial Service Done for Others by Type for Manufacturing Establishments by Region and Industry Group: Philippines, 2018

(Values are in thousand PhP, except number of establishments. Details may not add up to total due to rounding and/or suppression)

Concluded

2009 PSIC Code	Region / Industry Description	Number of Establishments	Income from Industrial Service Done for Others		
			Total	Contract and Commission Work	Industrial Repair, Maintenance and Installation Work
		(1)	(2)	(3)	(4)
C242	Manufacture of basic precious and other non-ferrous metals	S	S	S	S
C259	Manufacture of other fabricated metal products; metal working service activities	32	4,538	4,538	-
C275	Manufacture of domestic appliances	3	-	-	-
C301	Building of ships and boats	S	S	S	S
C309	Manufacture of transport equipment, n.e.c.	7	-	-	-
C310	Manufacture of furniture	29	-	-	-
C321	Manufacture of jewelry, bijouterie and related articles	9	322	-	322
C324	Manufacture of games and toys	3	-	-	-
C329	Other manufacturing, n.e.c.	12	-	-	-
C331	Repair of fabricated metal products, machinery and equipment	34	76,500	76,500	-
	Autonomous Region in Muslim Mindanao	343	4,831	4,563	267
C104	Manufacture of vegetable and animal oils and fats	S	S	S	S
C106	Manufacture of grain mill products, starches and starch products	46	-	-	-
C107	Manufacture of other food products	83	-	-	-
C108	Manufacture of prepared animal feeds	S	S	S	S
C110	Manufacture of beverages	124	-	-	-
C142	Custom tailoring and dressmaking	22	-	-	-
C181	Printing and service activities related to printing	46	4,563	4,563	-
C221	Manufacture of rubber products	S	S	S	S
C239	Manufacture of non-metallic mineral products, n.e.c.	7	-	-	-
C251	Manufacture of structural metal products, tanks, reservoirs and steam generators	5	267	-	267
C310	Manufacture of furniture	5	-	-	-

Notes: "--" – zero value

S – suppressed

Source: Philippine Statistics Authority, 2018 Census of Philippine Business and Industry

Table 4.3 Number of Establishments and Income from Non-Industrial Service Done for Others by Type for Manufacturing Establishments by Region and Industry Group: Philippines, 2018

(Value in thousand PhP. Except number of establishments. Details may not add up to total due to rounding and/or suppression.)

2009 PSIC Code	Region / Industry Description	Number of Establishments	Income from Non-Industrial Service Done for Others		
			Total	Rent Income from Land	Rental Income from Buildings, Warehouses and Other Structures
		(1)	(2)	(3)	(4)
	Philippines	28,968	15,909,924	1,195,641	6,823,464
C101	Processing and preserving of meat	299	291,648	6,188	100,217
C102	Processing and preserving of fish, crustaceans and mollusks	278	98,455	33	42,654
C103	Processing and preserving of fruits and vegetables	169	205,153	6,078	65,468
C104	Manufacture of vegetable and animal oils and fats	140	673,920	3,232	325,225
C105	Manufacture of dairy products	99	4,323	225	2,225
C106	Manufacture of grain mill products, starches and starch products	1,701	455,252	33,391	183,787
C107	Manufacture of other food products	9,084	2,071,425	795,120	778,617
C108	Manufacture of prepared animal feeds	199	249,954	1,009	116,833
C110	Manufacture of beverages	3,986	806,859	-	564,695
C120	Manufacture of tobacco products	17	1,105,308	-	80,585
C131	Spinning, weaving and finishing of textiles	125	36,022	-	35,869
C139	Manufacture of other textiles	236	80,578	5,046	61,062
C141	Manufacture of wearing apparel, except fur apparel	880	96,408	4,426	76,428
C142	Custom tailoring and dressmaking	790	14,744	-	1,477
C143	Manufacture of knitted and crocheted apparel	40	1,164	-	1,164
C151	Tanning and dressing of leather; manufacture of luggage and handbags	107	10,359	-	9,825
C152	Manufacture of footwear	140	5,738	1,076	4,603
C161	Sawmilling and 424lanning of wood	59	59,988	-	33,446
C162	Manufacture of products of wood, cork, straw and plaiting materials	333	111,425	-	84,204
C170	Manufacture of paper and paper products	330	349,430	110,672	233,965
C181	Printing and service activities related to printing	2,566	1,966,712	21,547	101,833
C182	Reproduction of recorded media	4	1,509	-	-
C192	Manufacture of refined petroleum products	15	7,567	-	62
C199	Manufacture of other fuel products	3	15,663	-	-
C201	Manufacture of basic chemicals	190	322,590	12,694	36,219
C202	Manufacture of other chemical products, n.e.c.	357	199,082	28,283	98,906
C203	Manufacture of man-made fibers	S	S	S	S
C210	Manufacture of pharmaceuticals, medicinal chemical and botanical products	117	2,146,541	-	2,144,464
C221	Manufacture of rubber products	134	13,910	2,168	11,742
C222	Manufacture of plastics products	834	353,204	58,830	235,412
C231	Manufacture of glass and glass products	104	22,161	-	14,243

Continued

Table 4.3 Number of Establishments and Income from Non-Industrial Service Done for Others by Type for Manufacturing Establishments by Region and Industry Group: Philippines, 2018

(Value in thousand PhP. Except number of establishments. Details may not add up to total due to rounding and/or suppression.)

Continued

2009 PSIC Code	Region / Industry Description	Number of Establishments	Income from Non-Industrial Service Done for Others		
			Total	Rent Income from Land	Rental Income from Buildings, Warehouses and Other Structures
		(1)	(2)	(3)	(4)
C239	Manufacture of non-metallic mineral products, n.e.c.	846	532,213	42,923	140,731
C241	Manufacture of basic iron and steel	319	72,410	8,355	44,382
C242	Manufacture of basic precious and other non-ferrous metals	26	29,044	-	8,095
C243	Casting of metals	59	32,973	-	32,973
C251	Manufacture of structural metal products, tanks, reservoirs and steam generators	469	376,181	600	5,793
C252	Manufacture of weapons and ammunition	12	-	-	-
C259	Manufacture of other fabricated metal products; metal working service activities	859	186,851	3,787	152,758
C261	Manufacture of electronic components	138	179,983	-	146,374
C262	Manufacture of computers and peripheral equipment and accessories	32	11,247	-	3,036
C263	Manufacture of communication equipment	13	94,913	-	5,823
C264	Manufacture of consumer electronics	27	83,927	-	83,456
C265	Manufacture of measuring, testing, navigating and control equipment; watches and clocks	25	-	-	-
C267	Manufacture of optical instruments and photographic equipment	24	3,279	-	2,240
C271	Manufacture of electric motors, generators, transformers and electricity distribution and control apparatus	84	7,865	-	4,754
C272	Manufacture of batteries and accumulators	6	3,972	-	3,024
C273	Manufacture of wiring and wiring devices	53	21,673	-	16,072
C274	Manufacture of electric lighting equipment	34	15,765	-	15,721
C275	Manufacture of domestic appliances	36	-	-	-
C279	Manufacture of other electrical equipment	35	2,420	-	-
C281	Manufacture of general purpose machinery	102	1,160,479	4,599	281,748
C282	Manufacture of special purpose machinery	162	58,442	26,916	30,070
C291	Manufacture of motor vehicles	40	134,700	-	107,549
C292	Manufacture of bodies (coachwork) for motor vehicles; manufacture of trailers and semi-trailers	24	9,766	1,222	8,532
C293	Manufacture of parts and accessories for motor vehicles	119	586,695	-	38,578
C301	Building of ships and boats	29	59,325	-	58,738
C302	Manufacture of railway locomotive and rolling stock	S	S	S	S

Table 4.3 Number of Establishments and Income from Non-Industrial Service Done for Others by Type for Manufacturing Establishments by Region and Industry Group: Philippines, 2018

(Value in thousand PhP. Except number of establishments. Details may not add up to total due to rounding and/or suppression.)

Continued

2009 PSIC Code	Region / Industry Description	Number of Establishments	Income from Non-Industrial Service Done for Others		
			Total	Rent Income from Land	Rental Income from Buildings, Warehouses and Other Structures
		(1)	(2)	(3)	(4)
C303	Manufacture of air and spacecraft and related machinery	8	44,097	-	43,448
C309	Manufacture of transport equipment, n.e.c.	67	8,094	991	7,103
C310	Manufacture of furniture	852	213,545	3,953	79,894
C321	Manufacture of jewelry, bijouterie and related articles	99	-	-	-
C322	Manufacture of musical instruments	4	21	-	-
C323	Manufacture of sports goods	17	12,644	20	12,624
C324	Manufacture of games and toys	28	3,816	-	3,816
C325	Manufacture of medical and dental instruments and supplies	56	40,796	-	16,289
C329	Other manufacturing, n.e.c.	204	9,497	-	3,166
C331	Repair of fabricated metal products, machinery and equipment	712	94,481	12,259	21,448
C332	Installation of industrial machinery and equipment	6	41,716	-	-
	National Capital Region	4,636	6,032,362	237,070	3,602,459
C101	Processing and preserving of meat	34	12,755	-	2,104
C102	Processing and preserving of fish, crustaceans and mollusks	29	16,683	-	16,683
C103	Processing and preserving of fruits and vegetables	36	153,727	-	21,404
C104	Manufacture of vegetable and animal oils and fats	19	109,170	1,225	10,073
C105	Manufacture of dairy products	26	2,225	-	2,225
C106	Manufacture of grain mill products, starches and starch products	15	156,105	-	145,125
C107	Manufacture of other food products	1,002	651,220	70,965	318,203
C108	Manufacture of prepared animal feeds	14	-	-	-
C110	Manufacture of beverages	204	34,857	-	32,649
C120	Manufacture of tobacco products	5	1,074,195	-	80,585
C131	Spinning, weaving and finishing of textiles	33	1,791	-	1,791
C139	Manufacture of other textiles	93	53,225	1,242	51,983
C141	Manufacture of wearing apparel, except fur apparel	325	45,589	-	33,190
C142	Custom tailoring and dressmaking	80	-	-	-
C143	Manufacture of knitted and crocheted apparel	21	-	-	-
C151	Tanning and dressing of leather; manufacture of luggage and handbags	31	-	-	-
C152	Manufacture of footwear	61	4,169	1,076	3,092
C161	Sawmilling and 426lanning of wood	5	-	-	-
C162	Manufacture of products of wood, cork, straw and plaiting materials	29	-	-	-
C170	Manufacture of paper and paper products	154	268,034	99,632	166,101

Table 4.3 Number of Establishments and Income from Non-Industrial Service Done for Others by Type for Manufacturing Establishments by Region and Industry Group: Philippines, 2018

(Value in thousand PhP. Except number of establishments. Details may not add up to total due to rounding and/or suppression.)

Continued

2009 PSIC Code	Region / Industry Description	Number of Establishments	Income from Non-Industrial Service Done for Others		
			Total	Rent Income from Land	Rental Income from Buildings, Warehouses and Other Structures
		(1)	(2)	(3)	(4)
C181	Printing and service activities related to printing	656	46,725	12,241	34,485
C192	Manufacture of refined petroleum products	4	-	-	-
C199	Manufacture of other fuel products	S	S	S	S
C201	Manufacture of basic chemicals	43	8,837	-	2,212
C202	Manufacture of other chemical products, n.e.c.	166	89,977	638	47,089
C203	Manufacture of man-made fibers	S	S	S	S
C210	Manufacture of pharmaceuticals, medicinal chemical and botanical products	29	2,132,119	-	2,132,119
C221	Manufacture of rubber products	53	9,847	1,589	8,258
C222	Manufacture of plastics products	350	253,601	16,515	188,460
C231	Manufacture of glass and glass products	31	9,807	-	9,807
C239	Manufacture of non-metallic mineral products, n.e.c.	65	161,307	7,157	54,331
C241	Manufacture of basic iron and steel	82	57,792	6,831	32,049
C242	Manufacture of basic precious and other non-ferrous metals	4	-	-	-
C243	Casting of metals	18	4,445	-	4,445
C251	Manufacture of structural metal products, tanks, reservoirs and steam generators	141	245,917	-	314
C252	Manufacture of weapons and ammunition	4	-	-	-
C259	Manufacture of other fabricated metal products; metal working service activities	168	100,052	1,227	72,684
C261	Manufacture of electronic components	9	6,613	-	6,613
C262	Manufacture of computers and peripheral equipment and accessories	S	S	S	S
C264	Manufacture of consumer electronics	8	36,732	-	36,732
C265	Manufacture of measuring, testing, navigating and control equipment; watches and clocks	8	-	-	-
C267	Manufacture of optical instruments and photographic equipment	S	S	S	S
C271	Manufacture of electric motors, generators, transformers and electricity distribution and control apparatus	17	-	-	-
C272	Manufacture of batteries and accumulators	S	S	S	S
C273	Manufacture of wiring and wiring devices	21	5,599	-	-
C274	Manufacture of electric lighting equipment	9	214	-	214
C275	Manufacture of domestic appliances	12	-	-	-

Table 4.3 Number of Establishments and Income from Non-Industrial Service Done for Others by Type for Manufacturing Establishments by Region and Industry Group: Philippines, 2018

(Value in thousand PhP. Except number of establishments. Details may not add up to total due to rounding and/or suppression.)

Continued

2009 PSIC Code	Region / Industry Description	Number of Establishments	Income from Non-Industrial Service Done for Others		
			Total	Rent Income from Land	Rental Income from Buildings, Warehouses and Other Structures
		(1)	(2)	(3)	(4)
C279	Manufacture of other electrical equipment	6	-	-	-
C281	Manufacture of general purpose machinery	34	7,553	4,599	-
C282	Manufacture of special purpose machinery	30	276	-	236
C291	Manufacture of motor vehicles	9	3,695	-	-
C292	Manufacture of bodies (coachwork) for motor vehicles; manufacture of trailers and semi-trailers	11	9,754	1,222	8,532
C293	Manufacture of parts and accessories for motor vehicles	15	1,884	-	1,884
C301	Building of ships and boats	5	62	-	-
C303	Manufacture of air and spacecraft and related machinery	S	S	S	S
C309	Manufacture of transport equipment, n.e.c.	10	32	-	32
C310	Manufacture of furniture	154	153,275	-	23,711
C321	Manufacture of jewelry, bijouterie and related articles	11	-	-	-
C322	Manufacture of musical instruments	S	S	S	S
C323	Manufacture of sports goods	3	-	-	-
C324	Manufacture of games and toys	8	-	-	-
C325	Manufacture of medical and dental instruments and supplies	11	754	-	-
C329	Other manufacturing, n.e.c.	42	984	-	384
C331	Repair of fabricated metal products, machinery and equipment	161	17,857	10,911	6,188
C332	Installation of industrial machinery and equipment	4	11,591	-	-
	Cordillera Administrative Region	685	1,659	-	1,644
C101	Processing and preserving of meat	6	-	-	-
C102	Processing and preserving of fish, crustaceans and mollusks	8	-	-	-
C103	Processing and preserving of fruits and vegetables	6	-	-	-
C105	Manufacture of dairy products	S	S	S	S
C106	Manufacture of grain mill products, starches and starch products	100	-	-	-
C107	Manufacture of other food products	140	511	-	496
C110	Manufacture of beverages	190	-	-	-
C131	Spinning, weaving and finishing of textiles	13	26	-	26
C139	Manufacture of other textiles	6	-	-	-
C141	Manufacture of wearing apparel, except fur apparel	S	S	S	S
C142	Custom tailoring and dressmaking	43	-	-	-

Table 4.3 Number of Establishments and Income from Non-Industrial Service Done for Others by Type for Manufacturing Establishments by Region and Industry Group: Philippines, 2018

(Value in thousand PhP. Except number of establishments. Details may not add up to total due to rounding and/or suppression.)

Continued

2009 PSIC Code	Region / Industry Description	Number of Establishments	Income from Non-Industrial Service Done for Others		
			Total	Rent Income from Land	Rental Income from Buildings, Warehouses and Other Structures
		(1)	(2)	(3)	(4)
C162	Manufacture of products of wood, cork, straw and plaiting materials	6	-	-	-
C181	Printing and service activities related to printing	75	1,122	-	1,122
C201	Manufacture of basic chemicals	3	-	-	-
C221	Manufacture of rubber products	5	-	-	-
C222	Manufacture of plastics products	S	S	S	S
C231	Manufacture of glass and glass products	S	S	S	S
C239	Manufacture of non-metallic mineral products, n.e.c.	23	-	-	-
C241	Manufacture of basic iron and steel	5	-	-	-
C251	Manufacture of structural metal products, tanks, reservoirs and steam generators	10	-	-	-
C259	Manufacture of other fabricated metal products; metal working service activities	19	-	-	-
C261	Manufacture of electronic components	S	S	S	S
C303	Manufacture of air and spacecraft and related machinery	S	S	S	S
C310	Manufacture of furniture	17	-	-	-
C321	Manufacture of jewelry, bijouterie and related articles	S	S	S	S
I – Ilocos Region		953	181,651	5,217	45,206
C102	Processing and preserving of fish, crustaceans and mollusks	33	11,285	-	1,200
C103	Processing and preserving of fruits and vegetables	3	-	-	-
C105	Manufacture of dairy products	S	S	S	S
C106	Manufacture of grain mill products, starches and starch products	71	22,183	-	-
C107	Manufacture of other food products	347	8,680	5,217	3,442
C108	Manufacture of prepared animal feeds	3	-	-	-
C110	Manufacture of beverages	140	-	-	-
C120	Manufacture of tobacco products	S	S	S	S
C131	Spinning, weaving and finishing of textiles	5	-	-	-
C141	Manufacture of wearing apparel, except fur apparel	5	-	-	-
C142	Custom tailoring and dressmaking	42	-	-	-
C152	Manufacture of footwear	6	-	-	-
C162	Manufacture of products of wood, cork, straw and plaiting materials	13	-	-	-
C170	Manufacture of paper and paper products	9	2,620	-	2,620
C181	Printing and service activities related to printing	112	-	-	-

Table 4.3 Number of Establishments and Income from Non-Industrial Service Done for Others by Type for Manufacturing Establishments by Region and Industry Group: Philippines, 2018

(Value in thousand PhP. Except number of establishments. Details may not add up to total due to rounding and/or suppression.)

Continued

2009 PSIC Code	Region / Industry Description	Number of Establishments	Income from Non-Industrial Service Done for Others		
			Total	Rent Income from Land	Rental Income from Buildings, Warehouses and Other Structures
		(1)	(2)	(3)	(4)
C201	Manufacture of basic chemicals	6	-	-	-
C210	Manufacture of pharmaceuticals, medicinal chemical and botanical products	S	S	S	S
C221	Manufacture of rubber products	5	-	-	-
C231	Manufacture of glass and glass products	4	-	-	-
C239	Manufacture of non-metallic mineral products, n.e.c.	45	98,939	-	-
C241	Manufacture of basic iron and steel	11	3	-	3
C251	Manufacture of structural metal products, tanks, reservoirs and steam generators	15	2	-	2
C259	Manufacture of other fabricated metal products; metal working service activities	16	-	-	-
C273	Manufacture of wiring and wiring devices	S	S	S	S
C282	Manufacture of special purpose machinery	S	S	S	S
C292	Manufacture of bodies (coachwork) for motor vehicles; manufacture of trailers and semi-trailers	3	-	-	-
C293	Manufacture of parts and accessories for motor vehicles	3	-	-	-
C309	Manufacture of transport equipment, n.e.c.	13	-	-	-
C321	Manufacture of jewelry, bijouterie and related articles	S	S	S	S
C324	Manufacture of games and toys	S	S	S	S
C329	Other manufacturing, n.e.c.	7	-	-	-
C331	Repair of fabricated metal products, machinery and equipment	17	-	-	-
II – Cagayan Valley		1,133	164,494	321	29,925
C101	Processing and preserving of meat	6	2,348	-	2,348
C102	Processing and preserving of fish, crustaceans and mollusks	4	-	-	-
C103	Processing and preserving of fruits and vegetables	8	-	-	-
C104	Manufacture of vegetable and animal oils and fats	S	S	S	S
C105	Manufacture of dairy products	4	-	-	-
C106	Manufacture of grain mill products, starches and starch products	175	21,023	-	18,625
C107	Manufacture of other food products	382	7,273	-	7,233
C108	Manufacture of prepared animal feeds	7	128,438	-	740
C110	Manufacture of beverages	227	-	-	-

Table 4.3 Number of Establishments and Income from Non-Industrial Service Done for Others by Type for Manufacturing Establishments by Region and Industry Group: Philippines, 2018

(Value in thousand PhP. Except number of establishments. Details may not add up to total due to rounding and/or suppression.)

Continued

2009 PSIC Code	Region / Industry Description	Number of Establishments	Income from Non-Industrial Service Done for Others		
			Total	Rent Income from Land	Rental Income from Buildings, Warehouses and Other Structures
		(1)	(2)	(3)	(4)
C120	Manufacture of tobacco products	3	-	-	-
C131	Spinning, weaving and finishing of textiles	3	-	-	-
C139	Manufacture of other textiles	4	-	-	-
C142	Custom tailoring and dressmaking	34	196	-	-
C151	Tanning and dressing of leather; manufacture of luggage and handbags	3	-	-	-
C162	Manufacture of products of wood, cork, straw and plaiting materials	8	-	-	-
C181	Printing and service activities related to printing	122	-	-	-
C182	Reproduction of recorded media	3	1,509	-	-
C199	Manufacture of other fuel products	S	S	S	S
C201	Manufacture of basic chemicals	S	S	S	S
C222	Manufacture of plastics products	6	-	-	-
C239	Manufacture of non-metallic mineral products, n.e.c.	25	321	321	-
C241	Manufacture of basic iron and steel	9	719	-	-
C251	Manufacture of structural metal products, tanks, reservoirs and steam generators	12	-	-	-
C252	Manufacture of weapons and ammunition	S	S	S	S
C259	Manufacture of other fabricated metal products; metal working service activities	32	189	-	-
C279	Manufacture of other electrical equipment	3	-	-	-
C282	Manufacture of special purpose machinery	3	978	-	978
C310	Manufacture of furniture	21	-	-	-
C321	Manufacture of jewelry, bijouterie and related articles	5	-	-	-
C329	Other manufacturing, n.e.c.	S	S	S	S
C331	Repair of fabricated metal products, machinery and equipment	17	1,417	-	-
III – Central Luzon		3,388	1,045,225	24,300	700,732
C101	Processing and preserving of meat	74	56,962	-	31,265
C102	Processing and preserving of fish, crustaceans and mollusks	27	1,068	-	996
C103	Processing and preserving of fruits and vegetables	31	18,280	-	18,280
C104	Manufacture of vegetable and animal oils and fats	4	-	-	-
C105	Manufacture of dairy products	12	-	-	-
C106	Manufacture of grain mill products, starches and starch products	235	7,495	810	780
C107	Manufacture of other food products	1,054	100,062	-	99,974

Table 4.3 Number of Establishments and Income from Non-Industrial Service Done for Others by Type for Manufacturing Establishments by Region and Industry Group: Philippines, 2018

(Value in thousand PhP. Except number of establishments. Details may not add up to total due to rounding and/or suppression.)

Continued

2009 PSIC Code	Region / Industry Description	Number of Establishments	Income from Non-Industrial Service Done for Others		
			Total	Rent Income from Land	Rental Income from Buildings, Warehouses and Other Structures
		(1)	(2)	(3)	(4)
C108	Manufacture of prepared animal feeds	54	33,184	893	31,794
C110	Manufacture of beverages	360	36,896	-	36,896
C120	Manufacture of tobacco products	S	S	S	S
C131	Spinning, weaving and finishing of textiles	20	1,609	-	1,609
C139	Manufacture of other textiles	40	22,235	-	7,879
C141	Manufacture of wearing apparel, except fur apparel	149	11,240	4,426	6,814
C142	Custom tailoring and dressmaking	60	-	-	-
C143	Manufacture of knitted and crocheted apparel	3	1,164	-	1,164
C151	Tanning and dressing of leather; manufacture of luggage and handbags	41	6,036	-	6,036
C152	Manufacture of footwear	10	-	-	-
C161	Sawmilling and planing of wood	S	S	S	S
C162	Manufacture of products of wood, cork, straw and plaiting materials	63	12,020	-	12,020
C170	Manufacture of paper and paper products	35	51,458	1,578	48,516
C181	Printing and service activities related to printing	163	35,956	404	35,413
C192	Manufacture of refined petroleum products	3	-	-	-
C201	Manufacture of basic chemicals	21	148,187	12,098	1,083
C202	Manufacture of other chemical products, n.e.c.	35	4,890	-	1,070
C210	Manufacture of pharmaceuticals, medicinal chemical and botanical products	22	1,732	-	1,732
C221	Manufacture of rubber products	14	14	-	14
C222	Manufacture of plastics products	115	14,599	1,179	3,536
C231	Manufacture of glass and glass products	14	-	-	-
C239	Manufacture of non-metallic mineral products, n.e.c.	134	41,586	2,912	6,508
C241	Manufacture of basic iron and steel	44	3,009	-	3,009
C242	Manufacture of basic precious and other non-ferrous metals	4	-	-	-
C243	Casting of metals	7	-	-	-
C251	Manufacture of structural metal products, tanks, reservoirs and steam generators	60	869	-	663
C259	Manufacture of other fabricated metal products; metal working service activities	85	17,814	-	14,547
C261	Manufacture of electronic components	14	68,008	-	57,587
C262	Manufacture of computers and peripheral equipment and accessories	5	-	-	-
C263	Manufacture of communication equipment	S	S	S	S

Table 4.3 Number of Establishments and Income from Non-Industrial Service Done for Others by Type for Manufacturing Establishments by Region and Industry Group: Philippines, 2018

(Value in thousand PhP. Except number of establishments. Details may not add up to total due to rounding and/or suppression.)

Continued

2009 PSIC Code	Region / Industry Description	Number of Establishments	Income from Non-Industrial Service Done for Others		
			Total	Rent Income from Land	Rental Income from Buildings, Warehouses and Other Structures
		(1)	(2)	(3)	(4)
C264	Manufacture of consumer electronics	3	-	-	-
C265	Manufacture of measuring, testing, navigating and control equipment; watches and clocks	3	-	-	-
C271	Manufacture of electric motors, generators, transformers and electricity distribution and control apparatus	10	3,226	-	3,205
C272	Manufacture of batteries and accumulators	S	S	S	S
C273	Manufacture of wiring and wiring devices	10	8,071	-	8,071
C274	Manufacture of electric lighting equipment	7	2,287	-	2,272
C275	Manufacture of domestic appliances	4	-	-	-
C279	Manufacture of other electrical equipment	10	2,420	-	-
C281	Manufacture of general purpose machinery	13	271,061	-	206,416
C282	Manufacture of special purpose machinery	15	6	-	-
C291	Manufacture of motor vehicles	4	-	-	-
C292	Manufacture of bodies (coachwork) for motor vehicles; manufacture of trailers and semi-trailers	S	S	S	S
C293	Manufacture of parts and accessories for motor vehicles	9	11,346	-	10,055
C301	Building of ships and boats	S	S	S	S
C303	Manufacture of air and spacecraft and related machinery	5	649	-	-
C309	Manufacture of transport equipment, n.e.c.	13	-	-	-
C310	Manufacture of furniture	121	465	-	465
C321	Manufacture of jewelry, bijouterie and related articles	15	-	-	-
C322	Manufacture of musical instruments	S	S	S	S
C323	Manufacture of sports goods	3	-	-	-
C324	Manufacture of games and toys	8	-	-	-
C325	Manufacture of medical and dental instruments and supplies	9	-	-	-
C329	Other manufacturing, n.e.c.	42	-	-	-
C331	Repair of fabricated metal products, machinery and equipment	62	17,893	-	9,638
C332	Installation of industrial machinery and equipment	S	S	S	S
	IVA – CALABARZON	4,035	5,437,784	146,976	1,322,962
C101	Processing and preserving of meat	41	78,595	-	6,614
C102	Processing and preserving of fish, crustaceans and mollusks	12	149	-	149

Table 4.3 Number of Establishments and Income from Non-Industrial Service Done for Others by Type for Manufacturing Establishments by Region and Industry Group: Philippines, 2018

(Value in thousand PhP. Except number of establishments. Details may not add up to total due to rounding and/or suppression.)

Continued

2009 PSIC Code	Region / Industry Description	Number of Establishments	Income from Non-Industrial Service Done for Others		
			Total	Rent Income from Land	Rental Income from Buildings, Warehouses and Other Structures
		(1)	(2)	(3)	(4)
C103	Processing and preserving of fruits and vegetables	19	14,833	-	14,833
C104	Manufacture of vegetable and animal oils and fats	31	15,364	819	118
C105	Manufacture of dairy products	12	-	-	-
C106	Manufacture of grain mill products, starches and starch products	90	32,648	236	78
C107	Manufacture of other food products	877	135,853	1,528	87,805
C108	Manufacture of prepared animal feeds	69	5,532	116	1,725
C110	Manufacture of beverages	291	614,025	-	421,159
C120	Manufacture of tobacco products	3	31,113	-	-
C131	Spinning, weaving and finishing of textiles	10	32,444	-	32,444
C139	Manufacture of other textiles	33	1,740	660	1,080
C141	Manufacture of wearing apparel, except fur apparel	244	7,728	-	7,728
C142	Custom tailoring and dressmaking	90	5	-	5
C143	Manufacture of knitted and crocheted apparel	16	-	-	-
C151	Tanning and dressing of leather; manufacture of luggage and handbags	24	534	-	-
C152	Manufacture of footwear	34	362	-	362
C161	Sawmilling and planing of wood	S	S	S	S
C162	Manufacture of products of wood, cork, straw and plaiting materials	64	46,121	-	43,255
C170	Manufacture of paper and paper products	76	10,663	9,408	127
C181	Printing and service activities related to printing	198	1,841,802	4,451	13,353
C182	Reproduction of recorded media	S	S	S	S
C192	Manufacture of refined petroleum products	S	S	S	S
C199	Manufacture of other fuel products	S	S	S	S
C201	Manufacture of basic chemicals	31	162,843	-	31,049
C202	Manufacture of other chemical products, n.e.c.	91	66,213	27,083	29,289
C210	Manufacture of pharmaceuticals, medicinal chemical and botanical products	34	12,113	-	10,036
C221	Manufacture of rubber products	35	-	-	-
C222	Manufacture of plastics products	181	74,241	41,137	32,654
C231	Manufacture of glass and glass products	18	-	-	-
C239	Manufacture of non-metallic mineral products, n.e.c.	115	114,892	31,072	74,496
C241	Manufacture of basic iron and steel	59	9,278	-	9,277
C242	Manufacture of basic precious and other non-ferrous metals	8	1,650	-	1,650
C243	Casting of metals	16	28,528	-	28,528

Table 4.3 Number of Establishments and Income from Non-Industrial Service Done for Others by Type for Manufacturing Establishments by Region and Industry Group: Philippines, 2018

(Value in thousand PhP. Except number of establishments. Details may not add up to total due to rounding and/or suppression.)

Continued

2009 PSIC Code	Region / Industry Description	Number of Establishments	Income from Non-Industrial Service Done for Others		
			Total	Rent Income from Land	Rental Income from Buildings, Warehouses and Other Structures
		(1)	(2)	(3)	(4)
C251	Manufacture of structural metal products, tanks, reservoirs and steam generators	109	109,904	-	2,772
C252	Manufacture of weapons and ammunition	S	S	S	S
C259	Manufacture of other fabricated metal products; metal working service activities	245	55,428	2,559	52,573
C261	Manufacture of electronic components	103	101,722	-	78,534
C262	Manufacture of computers and peripheral equipment and accessories	24	3,036	-	3,036
C263	Manufacture of communication equipment	10	4,228	-	4,228
C264	Manufacture of consumer electronics	12	46,898	-	46,428
C265	Manufacture of measuring, testing, navigating and control equipment; watches and clocks	5	-	-	-
C267	Manufacture of optical instruments and photographic equipment	9	1,040	-	-
C271	Manufacture of electric motors, generators, transformers and electricity distribution and control apparatus	46	4,639	-	1,549
C272	Manufacture of batteries and accumulators	S	S	S	S
C273	Manufacture of wiring and wiring devices	20	8,002	-	8,000
C274	Manufacture of electric lighting equipment	15	2,679	-	2,679
C275	Manufacture of domestic appliances	12	-	-	-
C279	Manufacture of other electrical equipment	14	-	-	-
C281	Manufacture of general purpose machinery	41	881,398	-	74,865
C282	Manufacture of special purpose machinery	73	57,182	26,916	28,856
C291	Manufacture of motor vehicles	13	131,005	-	107,549
C292	Manufacture of bodies (coachwork) for motor vehicles; manufacture of trailers and semi-trailers	10	13	-	-
C293	Manufacture of parts and accessories for motor vehicles	74	571,966	-	25,139
C301	Building of ships and boats	5	-	-	-
C302	Manufacture of railway locomotive and rolling stock	S	S	S	S
C303	Manufacture of air and spacecraft and related machinery	S	S	S	S
C309	Manufacture of transport equipment, n.e.c.	21	6,178	991	5,187
C310	Manufacture of furniture	150	1,997	-	1,997

Table 4.3 Number of Establishments and Income from Non-Industrial Service Done for Others by Type for Manufacturing Establishments by Region and Industry Group: Philippines, 2018

(Value in thousand PhP. Except number of establishments. Details may not add up to total due to rounding and/or suppression.)

Continued

2009 PSIC Code	Region / Industry Description	Number of Establishments	Income from Non-Industrial Service Done for Others		
			Total	Rent Income from Land	Rental Income from Buildings, Warehouses and Other Structures
		(1)	(2)	(3)	(4)
C321	Manufacture of jewelry, bijouterie and related articles	4	-	-	-
C322	Manufacture of musical instruments	S	S	S	S
C323	Manufacture of sports goods	8	12,624	-	12,624
C324	Manufacture of games and toys	6	-	-	-
C325	Manufacture of medical and dental instruments and supplies	21	40,041	-	16,289
C329	Other manufacturing, n.e.c.	17	2,809	-	2,782
C331	Repair of fabricated metal products, machinery and equipment	133	19,018	-	-
C332	Installation of industrial machinery and equipment	S	S	S	S
MIMAROPA		1,118	90,531	-	213
C101	Processing and preserving of meat	3	-	-	-
C102	Processing and preserving of fish, crustaceans and mollusks	S	S	S	S
C103	Processing and preserving of fruits and vegetables	S	S	S	S
C104	Manufacture of vegetable and animal oils and fats	7	-	-	-
C105	Manufacture of dairy products	5	-	-	-
C106	Manufacture of grain mill products, starches and starch products	98	80,456	-	-
C107	Manufacture of other food products	432	213	-	213
C110	Manufacture of beverages	289	-	-	-
C131	Spinning, weaving and finishing of textiles	3	152	-	-
C141	Manufacture of wearing apparel, except fur apparel	8	-	-	-
C142	Custom tailoring and dressmaking	22	-	-	-
C151	Tanning and dressing of leather; manufacture of luggage and handbags	3	-	-	-
C161	Sawmilling and planing of wood	4	-	-	-
C162	Manufacture of products of wood, cork, straw and plaiting materials	13	-	-	-
C181	Printing and service activities related to printing	123	-	-	-
C201	Manufacture of basic chemicals	3	-	-	-
C202	Manufacture of other chemical products, n.e.c.	S	S	S	S
C210	Manufacture of pharmaceuticals, medicinal chemical and botanical products	S	S	S	S
C222	Manufacture of plastics products	6	-	-	-
C239	Manufacture of non-metallic mineral products, n.e.c.	37	45	-	-
C241	Manufacture of basic iron and steel	8	-	-	-

Table 4.3 Number of Establishments and Income from Non-Industrial Service Done for Others by Type for Manufacturing Establishments by Region and Industry Group: Philippines, 2018

(Value in thousand PhP. Except number of establishments. Details may not add up to total due to rounding and/or suppression.)

Continued

2009 PSIC Code	Region / Industry Description	Number of Establishments	Income from Non-Industrial Service Done for Others		
			Total	Rent Income from Land	Rental Income from Buildings, Warehouses and Other Structures
		(1)	(2)	(3)	(4)
C242	Manufacture of basic precious and other non-ferrous metals	S	S	S	S
C259	Manufacture of other fabricated metal products; metal working service activities	19	175	-	-
C282	Manufacture of special purpose machinery	S	S	S	S
C310	Manufacture of furniture	21	-	-	-
C331	Repair of fabricated metal products, machinery and equipment	5	-	-	-
V – Bicol Region		1,339	192,091	27,637	54,419
C101	Processing and preserving of meat	14	30	20	-
C102	Processing and preserving of fish, crustaceans and mollusks	28	138	-	138
C103	Processing and preserving of fruits and vegetables	5	-	-	-
C104	Manufacture of vegetable and animal oils and fats	9	92,961	-	726
C105	Manufacture of dairy products	6	-	-	-
C106	Manufacture of grain mill products, starches and starch products	67	8,351	-	1,205
C107	Manufacture of other food products	542	57,268	26,690	30,461
C108	Manufacture of prepared animal feeds	4	-	-	-
C110	Manufacture of beverages	249	5,637	-	1,983
C120	Manufacture of tobacco products	S	S	S	S
C131	Spinning, weaving and finishing of textiles	6	-	-	-
C139	Manufacture of other textiles	10	234	-	120
C141	Manufacture of wearing apparel, except fur apparel	19	-	-	-
C142	Custom tailoring and dressmaking	55	-	-	-
C151	Tanning and dressing of leather; manufacture of luggage and handbags	3	-	-	-
C152	Manufacture of footwear	4	59	-	-
C162	Manufacture of products of wood, cork, straw and plaiting materials	32	15,484	-	15,484
C170	Manufacture of paper and paper products	5	-	-	-
C181	Printing and service activities related to printing	93	-	-	-
C201	Manufacture of basic chemicals	3	-	-	-
C210	Manufacture of pharmaceuticals, medicinal chemical and botanical products	5	-	-	-
C231	Manufacture of glass and glass products	S	S	S	S

Table 4.3 Number of Establishments and Income from Non-Industrial Service Done for Others by Type for Manufacturing Establishments by Region and Industry Group: Philippines, 2018

(Value in thousand PhP. Except number of establishments. Details may not add up to total due to rounding and/or suppression.)

Continued

2009 PSIC Code	Region / Industry Description	Number of Establishments	Income from Non-Industrial Service Done for Others		
			Total	Rent Income from Land	Rental Income from Buildings, Warehouses and Other Structures
		(1)	(2)	(3)	(4)
C239	Manufacture of non-metallic mineral products, n.e.c.	29	11,270	327	4,297
C241	Manufacture of basic iron and steel	12	44	-	4
C242	Manufacture of basic precious and other non-ferrous metals	S	S	S	S
C251	Manufacture of structural metal products, tanks, reservoirs and steam generators	21	615	600	-
C259	Manufacture of other fabricated metal products; metal working service activities	31	-	-	-
C281	Manufacture of general purpose machinery	4	-	-	-
C282	Manufacture of special purpose machinery	3	-	-	-
C293	Manufacture of parts and accessories for motor vehicles	3	-	-	-
C310	Manufacture of furniture	25	-	-	-
C329	Other manufacturing, n.e.c.	19	-	-	-
C331	Repair of fabricated metal products, machinery and equipment	29	-	-	-
VI – Western Visayas		1,425	802,498	686,660	44,627
C101	Processing and preserving of meat	19	54	-	-
C102	Processing and preserving of fish, crustaceans and mollusks	31	60	-	-
C103	Processing and preserving of fruits and vegetables	S	S	S	S
C104	Manufacture of vegetable and animal oils and fats	5	216	-	-
C105	Manufacture of dairy products	5	1,898	225	-
C106	Manufacture of grain mill products, starches and starch products	107	3,592	-	37
C107	Manufacture of other food products	444	723,796	686,205	6,569
C108	Manufacture of prepared animal feeds	3	-	-	-
C110	Manufacture of beverages	282	36,896	-	35,537
C131	Spinning, weaving and finishing of textiles	14	-	-	-
C139	Manufacture of other textiles	4	-	-	-
C141	Manufacture of wearing apparel, except fur apparel	17	3,786	-	1,362
C142	Custom tailoring and dressmaking	63	4,875	-	-
C161	Sawmilling and 438lanning of wood	3	-	-	-
C162	Manufacture of products of wood, cork, straw and plaiting materials	14	1,433	-	-
C181	Printing and service activities related to printing	145	12,303	-	-
C192	Manufacture of refined petroleum products	S	S	S	S

Table 4.3 Number of Establishments and Income from Non-Industrial Service Done for Others by Type for Manufacturing Establishments by Region and Industry Group: Philippines, 2018

(Value in thousand PhP. Except number of establishments. Details may not add up to total due to rounding and/or suppression.)

Continued

2009 PSIC Code	Region / Industry Description	Number of Establishments	Income from Non-Industrial Service Done for Others		
			Total	Rent Income from Land	Rental Income from Buildings, Warehouses and Other Structures
		(1)	(2)	(3)	(4)
C201	Manufacture of basic chemicals	9	-	-	-
C202	Manufacture of other chemical products, n.e.c.	S	S	S	S
C210	Manufacture of pharmaceuticals, medicinal chemical and botanical products	7	-	-	-
C221	Manufacture of rubber products	3	-	-	-
C222	Manufacture of plastics products	21	-	-	-
C231	Manufacture of glass and glass products	4	-	-	-
C239	Manufacture of non-metallic mineral products, n.e.c.	99	3,582	230	448
C241	Manufacture of basic iron and steel	14	1	-	1
C243	Casting of metals	5	-	-	-
C251	Manufacture of structural metal products, tanks, reservoirs and steam generators	17	3,155	-	-
C259	Manufacture of other fabricated metal products; metal working service activities	33	239	-	-
C265	Manufacture of measuring, testing, navigating and control equipment; watches and clocks	S	S	S	S
C267	Manufacture of optical instruments and photographic equipment	S	S	S	S
C282	Manufacture of special purpose machinery	3	-	-	-
C293	Manufacture of parts and accessories for motor vehicles	3	-	-	-
C310	Manufacture of furniture	12	619	-	619
C321	Manufacture of jewelry, bijouterie and related articles	5	-	-	-
C329	Other manufacturing, n.e.c.	11	4,653	-	-
C331	Repair of fabricated metal products, machinery and equipment	16	54	-	54
VII – Central Visayas		2,347	809,712	23,000	493,911
C101	Processing and preserving of meat	27	82,598	6,168	372
C102	Processing and preserving of fish, crustaceans and mollusks	34	2,713	-	-
C103	Processing and preserving of fruits and vegetables	21	10,567	6,078	4,489
C104	Manufacture of vegetable and animal oils and fats	14	38,338	1,188	37,150
C105	Manufacture of dairy products	6	-	-	-
C106	Manufacture of grain mill products, starches and starch products	71	5,409	-	-
C107	Manufacture of other food products	758	156,926	364	154,740
C108	Manufacture of prepared animal feeds	19	80,233	-	80,233

Table 4.3 Number of Establishments and Income from Non-Industrial Service Done for Others by Type for Manufacturing Establishments by Region and Industry Group: Philippines, 2018

(Value in thousand PhP. Except number of establishments. Details may not add up to total due to rounding and/or suppression.)

Continued

2009 PSIC Code	Region / Industry Description	Number of Establishments	Income from Non-Industrial Service Done for Others		
			Total	Rent Income from Land	Rental Income from Buildings, Warehouses and Other Structures
		(1)	(2)	(3)	(4)
C110	Manufacture of beverages	247	850	-	819
C131	Spinning, weaving and finishing of textiles	4	-	-	-
C139	Manufacture of other textiles	13	3,144	3,144	-
C141	Manufacture of wearing apparel, except fur apparel	53	27,334	-	27,334
C142	Custom tailoring and dressmaking	50	8,429	-	1,473
C151	Tanning and dressing of leather; manufacture of luggage and handbags	S	S	S	S
C152	Manufacture of footwear	16	878	-	878
C161	Sawmilling and 440lanning of wood	8	4,483	-	4,483
C162	Manufacture of products of wood, cork, straw and plaiting materials	15	13,444	-	13,444
C170	Manufacture of paper and paper products	19	11,395	-	11,395
C181	Printing and service activities related to printing	268	5,626	-	5,626
C201	Manufacture of basic chemicals	18	-	-	-
C202	Manufacture of other chemical products, n.e.c.	36	24,198	561	19,817
C210	Manufacture of pharmaceuticals, medicinal chemical and botanical products	4	578	-	578
C221	Manufacture of rubber products	7	-	-	-
C222	Manufacture of plastics products	71	10,763	-	10,763
C231	Manufacture of glass and glass products	7	9,114	-	1,196
C239	Manufacture of non-metallic mineral products, n.e.c.	45	85,430	-	651
C241	Manufacture of basic iron and steel	29	1,528	1,524	4
C242	Manufacture of basic precious and other non-ferrous metals	S	S	S	S
C243	Casting of metals	8	-	-	-
C251	Manufacture of structural metal products, tanks, reservoirs and steam generators	10	13,519	-	-
C252	Manufacture of weapons and ammunition	S	S	S	S
C259	Manufacture of other fabricated metal products; metal working service activities	50	5,325	-	5,325
C261	Manufacture of electronic components	10	3,640	-	3,640
C262	Manufacture of computers and peripheral equipment and accessories	S	S	S	S
C263	Manufacture of communication equipment	S	S	S	S
C264	Manufacture of consumer electronics	3	296	-	296
C265	Manufacture of measuring, testing, navigating and control equipment; watches and clocks	5	-	-	-

Table 4.3 Number of Establishments and Income from Non-Industrial Service Done for Others by Type for Manufacturing Establishments by Region and Industry Group: Philippines, 2018

(Value in thousand PhP. Except number of establishments. Details may not add up to total due to rounding and/or suppression.)

Continued

2009 PSIC Code	Region / Industry Description	Number of Establishments	Income from Non-Industrial Service Done for Others		
			Total	Rent Income from Land	Rental Income from Buildings, Warehouses and Other Structures
		(1)	(2)	(3)	(4)
C267	Manufacture of optical instruments and photographic equipment	12	2,240	-	2,240
C271	Manufacture of electric motors, generators, transformers and electricity distribution and control apparatus	7	-	-	-
C273	Manufacture of wiring and wiring devices	S	S	S	S
C274	Manufacture of electric lighting equipment	4	10,586	-	10,556
C275	Manufacture of domestic appliances	S	S	S	S
C279	Manufacture of other electrical equipment	S	S	S	S
C281	Manufacture of general purpose machinery	5	-	-	-
C282	Manufacture of special purpose machinery	5	-	-	-
C291	Manufacture of motor vehicles	10	-	-	-
C293	Manufacture of parts and accessories for motor vehicles	8	1,500	-	1,500
C301	Building of ships and boats	13	31,384	-	30,859
C309	Manufacture of transport equipment, n.e.c.	3	1,883	-	1,883
C310	Manufacture of furniture	173	56,383	3,953	52,296
C321	Manufacture of jewelry, bijouterie and related articles	37	-	-	-
C322	Manufacture of musical instruments	S	S	S	S
C323	Manufacture of sports goods	S	S	S	S
C324	Manufacture of games and toys	S	S	S	S
C325	Manufacture of medical and dental instruments and supplies	15	-	-	-
C329	Other manufacturing, n.e.c.	24	-	-	-
C331	Repair of fabricated metal products, machinery and equipment	66	5,568	-	5,568
	VIII – Eastern Visayas	1,415	66,291	-	60,209
C101	Processing and preserving of meat	S	S	S	S
C102	Processing and preserving of fish, crustaceans and mollusks	8	12	-	-
C103	Processing and preserving of fruits and vegetables	5	-	-	-
C104	Manufacture of vegetable and animal oils and fats	7	-	-	-
C105	Manufacture of dairy products	S	S	S	S
C106	Manufacture of grain mill products, starches and starch products	100	3,693	-	1,398
C107	Manufacture of other food products	646	49,598	-	49,598
C110	Manufacture of beverages	365	-	-	-

Table 4.3 Number of Establishments and Income from Non-Industrial Service Done for Others by Type for Manufacturing Establishments by Region and Industry Group: Philippines, 2018

(Value in thousand PhP. Except number of establishments. Details may not add up to total due to rounding and/or suppression.)

Continued

2009 PSIC Code	Region / Industry Description	Number of Establishments	Income from Non-Industrial Service Done for Others		
			Total	Rent Income from Land	Rental Income from Buildings, Warehouses and Other Structures
		(1)	(2)	(3)	(4)
C131	Spinning, weaving and finishing of textiles	4	-	-	-
C139	Manufacture of other textiles	S	S	S	S
C141	Manufacture of wearing apparel, except fur apparel	8	-	-	-
C142	Custom tailoring and dressmaking	34	-	-	-
C162	Manufacture of products of wood, cork, straw and plaiting materials	13	-	-	-
C170	Manufacture of paper and paper products	7	2,781	-	2,781
C181	Printing and service activities related to printing	76	-	-	-
C201	Manufacture of basic chemicals	7	-	-	-
C210	Manufacture of pharmaceuticals, medicinal chemical and botanical products	S	S	S	S
C222	Manufacture of plastics products	9	-	-	-
C231	Manufacture of glass and glass products	6	-	-	-
C239	Manufacture of non-metallic mineral products, n.e.c.	38	-	-	-
C241	Manufacture of basic iron and steel	3	-	-	-
C242	Manufacture of basic precious and other non-ferrous metals	S	S	S	S
C243	Casting of metals	S	S	S	S
C251	Manufacture of structural metal products, tanks, reservoirs and steam generators	5	-	-	-
C259	Manufacture of other fabricated metal products; metal working service activities	38	-	-	-
C273	Manufacture of wiring and wiring devices	S	S	S	S
C282	Manufacture of special purpose machinery	S	S	S	S
C310	Manufacture of furniture	4	-	-	-
C321	Manufacture of jewelry, bijouterie and related articles	5	-	-	-
C329	Other manufacturing, n.e.c.	12	1,050	-	-
C331	Repair of fabricated metal products, machinery and equipment	6	2,725	-	-
IX – Zamboanga Peninsula		1,278	295,194	-	292,611
C101	Processing and preserving of meat	12	463	-	216
C102	Processing and preserving of fish, crustaceans and mollusks	29	16,420	-	16,420
C104	Manufacture of vegetable and animal oils and fats	6	268,320	-	268,320

Table 4.3 Number of Establishments and Income from Non-Industrial Service Done for Others by Type for Manufacturing Establishments by Region and Industry Group: Philippines, 2018

(Value in thousand PhP. Except number of establishments. Details may not add up to total due to rounding and/or suppression.)

Continued

2009 PSIC Code	Region / Industry Description	Number of Establishments	Income from Non-Industrial Service Done for Others		
			Total	Rent Income from Land	Rental Income from Buildings, Warehouses and Other Structures
		(1)	(2)	(3)	(4)
C105	Manufacture of dairy products	4	-	-	-
C106	Manufacture of grain mill products, starches and starch products	133	-	-	-
C107	Manufacture of other food products	649	2,891	-	2,891
C108	Manufacture of prepared animal feeds	S	S	S	S
C110	Manufacture of beverages	151	-	-	-
C139	Manufacture of other textiles	S	S	S	S
C142	Custom tailoring and dressmaking	37	1,152	-	-
C161	Sawmilling and 443lanning of wood	4	-	-	-
C162	Manufacture of products of wood, cork, straw and plaiting materials	S	S	S	S
C181	Printing and service activities related to printing	81	2,405	-	1,221
C221	Manufacture of rubber products	5	3,470	-	3,470
C222	Manufacture of plastics products	8	-	-	-
C231	Manufacture of glass and glass products	4	-	-	-
C239	Manufacture of non-metallic mineral products, n.e.c.	36	-	-	-
C241	Manufacture of basic iron and steel	5	2	-	2
C251	Manufacture of structural metal products, tanks, reservoirs and steam generators	12	-	-	-
C259	Manufacture of other fabricated metal products; metal working service activities	23	71	-	71
C310	Manufacture of furniture	26	-	-	-
C321	Manufacture of jewelry, bijouterie and related articles	S	S	S	S
C329	Other manufacturing, n.e.c.	4	-	-	-
C331	Repair of fabricated metal products, machinery and equipment	44	-	-	-
X – Northern Mindanao		1,124	431,765	35,824	77,771
C101	Processing and preserving of meat	23	14,475	-	14,475
C102	Processing and preserving of fish, crustaceans and mollusks	S	S	S	S
C103	Processing and preserving of fruits and vegetables	15	4,057	-	4,057
C104	Manufacture of vegetable and animal oils and fats	9	127,818	-	5,701
C105	Manufacture of dairy products	6	200	-	-
C106	Manufacture of grain mill products, starches and starch products	36	94,911	32,344	14,537
C107	Manufacture of other food products	409	3,817	-	3,788
C108	Manufacture of prepared animal feeds	7	-	-	-
C110	Manufacture of beverages	182	40,683	-	115

Table 4.3 Number of Establishments and Income from Non-Industrial Service Done for Others by Type for Manufacturing Establishments by Region and Industry Group: Philippines, 2018

(Value in thousand PhP. Except number of establishments. Details may not add up to total due to rounding and/or suppression.)

Continued

2009 PSIC Code	Region / Industry Description	Number of Establishments	Income from Non-Industrial Service Done for Others		
			Total	Rent Income from Land	Rental Income from Buildings, Warehouses and Other Structures
		(1)	(2)	(3)	(4)
C131	Spinning, weaving and finishing of textiles	3	-	-	-
C139	Manufacture of other textiles	5	-	-	-
C141	Manufacture of wearing apparel, except fur apparel	10	730	-	-
C142	Custom tailoring and dressmaking	43	-	-	-
C152	Manufacture of footwear	4	270	-	270
C161	Sawmilling and planing of wood	15	53,157	-	26,615
C162	Manufacture of products of wood, cork, straw and plaiting materials	14	22,923	-	-
C170	Manufacture of paper and paper products	6	648	54	595
C181	Printing and service activities related to printing	92	-	-	-
C192	Manufacture of refined petroleum products	3	-	-	-
C201	Manufacture of basic chemicals	11	2,640	595	1,876
C202	Manufacture of other chemical products, n.e.c.	4	-	-	-
C210	Manufacture of pharmaceuticals, medicinal chemical and botanical products	S	S	S	S
C221	Manufacture of rubber products	S	S	S	S
C222	Manufacture of plastics products	22	-	-	-
C231	Manufacture of glass and glass products	3	-	-	-
C239	Manufacture of non-metallic mineral products, n.e.c.	38	903	903	-
C241	Manufacture of basic iron and steel	10	4	-	4
C243	Casting of metals	3	-	-	-
C251	Manufacture of structural metal products, tanks, reservoirs and steam generators	26	2,042	-	2,042
C259	Manufacture of other fabricated metal products; metal working service activities	17	-	-	-
C264	Manufacture of consumer electronics	S	S	S	S
C271	Manufacture of electric motors, generators, transformers and electricity distribution and control apparatus	S	S	S	S
C281	Manufacture of general purpose machinery	S	S	S	S
C282	Manufacture of special purpose machinery	S	S	S	S
C291	Manufacture of motor vehicles	3	-	-	-
C293	Manufacture of parts and accessories for motor vehicles	3	-	-	-
C310	Manufacture of furniture	39	-	-	-
C321	Manufacture of jewelry, bijouterie and related articles	S	S	S	S

Table 4.3 Number of Establishments and Income from Non-Industrial Service Done for Others by Type for Manufacturing Establishments by Region and Industry Group: Philippines, 2018

(Value in thousand PhP. Except number of establishments. Details may not add up to total due to rounding and/or suppression.)

Continued

2009 PSIC Code	Region / Industry Description	Number of Establishments	Income from Non-Industrial Service Done for Others		
			Total	Rent Income from Land	Rental Income from Buildings, Warehouses and Other Structures
		(1)	(2)	(3)	(4)
C324	Manufacture of games and toys	S	S	S	S
C329	Other manufacturing, n.e.c.	S	S	S	S
C331	Repair of fabricated metal products, machinery and equipment	49	19,222	1,349	-
XI – Davao Region		1,478	263,131	4,451	73,842
C101	Processing and preserving of meat	13	-	-	-
C102	Processing and preserving of fish, crustaceans and mollusks	5	-	-	-
C103	Processing and preserving of fruits and vegetables	13	2,405	-	2,405
C104	Manufacture of vegetable and animal oils and fats	17	-	-	-
C105	Manufacture of dairy products	5	-	-	-
C106	Manufacture of grain mill products, starches and starch products	131	7,350	-	2,000
C107	Manufacture of other food products	430	153,654	-	6,332
C108	Manufacture of prepared animal feeds	7	2,341	-	2,341
C110	Manufacture of beverages	270	36,896	-	35,537
C120	Manufacture of tobacco products	S	S	S	S
C139	Manufacture of other textiles	19	-	-	-
C141	Manufacture of wearing apparel, except fur apparel	23	-	-	-
C142	Custom tailoring and dressmaking	41	77	-	-
C152	Manufacture of footwear	5	-	-	-
C161	Sawmilling and 445lanning of wood	3	-	-	-
C162	Manufacture of products of wood, cork, straw and plaiting materials	31	-	-	-
C170	Manufacture of paper and paper products	15	1,832	-	1,832
C181	Printing and service activities related to printing	123	20,774	4,451	10,615
C192	Manufacture of refined petroleum products	S	S	S	S
C201	Manufacture of basic chemicals	22	-	-	-
C202	Manufacture of other chemical products, n.e.c.	8	13,804	-	1,641
C210	Manufacture of pharmaceuticals, medicinal chemical and botanical products	8	-	-	-
C221	Manufacture of rubber products	4	-	-	-
C222	Manufacture of plastics products	42	-	-	-
C231	Manufacture of glass and glass products	4	3,240	-	3,240
C239	Manufacture of non-metallic mineral products, n.e.c.	46	11,780	-	-
C241	Manufacture of basic iron and steel	11	30	-	30
C242	Manufacture of basic precious and other non-ferrous metals	3	12	-	12

Table 4.3 Number of Establishments and Income from Non-Industrial Service Done for Others by Type for Manufacturing Establishments by Region and Industry Group: Philippines, 2018

(Value in thousand PhP. Except number of establishments. Details may not add up to total due to rounding and/or suppression.)

Continued

2009 PSIC Code	Region / Industry Description	Number of Establishments	Income from Non-Industrial Service Done for Others		
			Total	Rent Income from Land	Rental Income from Buildings, Warehouses and Other Structures
		(1)	(2)	(3)	(4)
C243	Casting of metals	S	S	S	S
C251	Manufacture of structural metal products, tanks, reservoirs and steam generators	15	-	-	-
C252	Manufacture of weapons and ammunition	S	S	S	S
C259	Manufacture of other fabricated metal products; metal working service activities	10	7,390	-	7,390
C265	Manufacture of measuring, testing, navigating and control equipment; watches and clocks	S	S	S	S
C271	Manufacture of electric motors, generators, transformers and electricity distribution and control apparatus	S	S	S	S
C275	Manufacture of domestic appliances	3	-	-	-
C281	Manufacture of general purpose machinery	4	467	-	467
C282	Manufacture of special purpose machinery	26	-	-	-
C291	Manufacture of motor vehicles	S	S	S	S
C293	Manufacture of parts and accessories for motor vehicles	3	-	-	-
C301	Building of ships and boats	S	S	S	S
C310	Manufacture of furniture	48	-	-	-
C321	Manufacture of jewelry, bijouterie and related articles	5	-	-	-
C329	Other manufacturing, n.e.c.	11	-	-	-
C331	Repair of fabricated metal products, machinery and equipment	44	96	-	-
XII – SOCCSKSARGEN		1,220	47,258	4,151	9,557
C101	Processing and preserving of meat	6	-	-	-
C102	Processing and preserving of fish, crustaceans and mollusks	24	10,903	-	7,067
C103	Processing and preserving of fruits and vegetables	S	S	S	S
C104	Manufacture of vegetable and animal oils and fats	7	20,360	-	2,000
C105	Manufacture of dairy products	3	-	-	-
C106	Manufacture of grain mill products, starches and starch products	180	7,046	-	-
C107	Manufacture of other food products	390	5,063	4,151	321
C108	Manufacture of prepared animal feeds	3	183	-	-
C110	Manufacture of beverages	250	-	-	-
C131	Spinning, weaving and finishing of textiles	6	-	-	-
C139	Manufacture of other textiles	3	-	-	-

Table 4.3 Number of Establishments and Income from Non-Industrial Service Done for Others by Type for Manufacturing Establishments by Region and Industry Group: Philippines, 2018

(Value in thousand PhP. Except number of establishments. Details may not add up to total due to rounding and/or suppression.)

Continued

2009 PSIC Code	Region / Industry Description	Number of Establishments	Income from Non-Industrial Service Done for Others		
			Total	Rent Income from Land	Rental Income from Buildings, Warehouses and Other Structures
		(1)	(2)	(3)	(4)
C141	Manufacture of wearing apparel, except fur apparel	13	-	-	-
C142	Custom tailoring and dressmaking	51	10	-	-
C161	Sawmilling and 447lanning of wood	7	-	-	-
C162	Manufacture of products of wood, cork, straw and plaiting materials	8	-	-	-
C170	Manufacture of paper and paper products	4	-	-	-
C181	Printing and service activities related to printing	107	-	-	-
C192	Manufacture of refined petroleum products	S	S	S	S
C201	Manufacture of basic chemicals	10	-	-	-
C202	Manufacture of other chemical products, n.e.c.	S	S	S	S
C221	Manufacture of rubber products	S	S	S	S
C222	Manufacture of plastics products	S	S	S	S
C231	Manufacture of glass and glass products	S	S	S	S
C239	Manufacture of non-metallic mineral products, n.e.c.	32	2,158	-	-
C241	Manufacture of basic iron and steel	12	-	-	-
C243	Casting of metals	S	S	S	S
C251	Manufacture of structural metal products, tanks, reservoirs and steam generators	13	158	-	-
C259	Manufacture of other fabricated metal products; metal working service activities	42	169	-	169
C301	Building of ships and boats	S	S	S	S
C310	Manufacture of furniture	10	-	-	-
C323	Manufacture of sports goods	S	S	S	S
C331	Repair of fabricated metal products, machinery and equipment	29	1,208	-	-
	XIII – Caraga	1,050	46,433	33	12,570
C101	Processing and preserving of meat	9	5,428	-	4,882
C102	Processing and preserving of fish, crustaceans and mollusks	S	S	S	S
C103	Processing and preserving of fruits and vegetables	S	S	S	S
C104	Manufacture of vegetable and animal oils and fats	5	1,374	-	1,137
C106	Manufacture of grain mill products, starches and starch products	46	3,951	-	-
C107	Manufacture of other food products	498	14,600	-	6,551
C108	Manufacture of prepared animal feeds	4	44	-	-
C110	Manufacture of beverages	167	120	-	-
C139	Manufacture of other textiles	3	-	-	-
C141	Manufacture of wearing apparel, except fur apparel	3	-	-	-

Table 4.3 Number of Establishments and Income from Non-Industrial Service Done for Others by Type for Manufacturing Establishments by Region and Industry Group: Philippines, 2018

(Value in thousand PhP. Except number of establishments. Details may not add up to total due to rounding and/or suppression.)

Continued

2009 PSIC Code	Region / Industry Description	Number of Establishments	Income from Non-Industrial Service Done for Others		
			Total	Rent Income from Land	Rental Income from Buildings, Warehouses and Other Structures
		(1)	(2)	(3)	(4)
C142	Custom tailoring and dressmaking	22	-	-	-
C161	Sawmilling and planing of wood	7	-	-	-
C162	Manufacture of products of wood, cork, straw and plaiting materials	10	-	-	-
C181	Printing and service activities related to printing	86	-	-	-
C201	Manufacture of basic chemicals	S	S	S	S
C202	Manufacture of other chemical products, n.e.c.	13	-	-	-
C231	Manufacture of glass and glass products	S	S	S	S
C239	Manufacture of non-metallic mineral products, n.e.c.	35	-	-	-
C241	Manufacture of basic iron and steel	3	-	-	-
C242	Manufacture of basic precious and other non-ferrous metals	S	S	S	S
C259	Manufacture of other fabricated metal products; metal working service activities	32	-	-	-
C275	Manufacture of domestic appliances	3	-	-	-
C301	Building of ships and boats	S	S	S	S
C309	Manufacture of transport equipment, n.e.c.	7	-	-	-
C310	Manufacture of furniture	29	-	-	-
C321	Manufacture of jewelry, bijouterie and related articles	9	-	-	-
C324	Manufacture of games and toys	3	-	-	-
C329	Other manufacturing, n.e.c.	12	-	-	-
C331	Repair of fabricated metal products, machinery and equipment	34	9,423	-	-
	Autonomous Region in Muslim Mindanao	343	1,845	-	806
C104	Manufacture of vegetable and animal oils and fats	S	S	S	S
C106	Manufacture of grain mill products, starches and starch products	46	1,039	-	-
C107	Manufacture of other food products	83	-	-	-
C108	Manufacture of prepared animal feeds	3	-	-	-
C110	Manufacture of beverages	124	-	-	-
C142	Custom tailoring and dressmaking	22	-	-	-
C181	Printing and service activities related to printing	46	-	-	-
C221	Manufacture of rubber products	S	S	S	S
C239	Manufacture of non-metallic mineral products, n.e.c.	7	-	-	-
C251	Manufacture of structural metal products, tanks, reservoirs and steam generators	5	-	-	-
C310	Manufacture of furniture	5	806	-	806

Table 4.3 Number of Establishments and Income from Non-Industrial Service Done for Others by Type for Manufacturing Establishments by Region and Industry Group: Philippines, 2018

(Value in thousand PhP. Except number of establishments. Details may not add up to total due to rounding and/or suppression.)

Continued

2009 PSIC Code	Region / Industry Description	Income from Non-Industrial Service Done for Others			
		Rental Income from Machinery and Transport Equipment	Rental Income from Office Equipment	Other Rental Income	Other Non- Industrial Service
		(5)	(6)	(7)	(8)
	Philippines	2,764,954	669,853	545,859	3,910,153
C101	Processing and preserving of meat	28,325	5,040	64	151,814
C102	Processing and preserving of fish, crustaceans and mollusks	72	-	3,908	51,788
C103	Processing and preserving of fruits and vegetables	246	-	-	133,361
C104	Manufacture of vegetable and animal oils and fats	93,014	-	99,793	152,657
C105	Manufacture of dairy products	-	-	-	1,873
C106	Manufacture of grain mill products, starches and starch products	46,964	-	33,663	157,447
C107	Manufacture of other food products	68,825	-	84,588	344,276
C108	Manufacture of prepared animal feeds	2,709	-	-	129,405
C110	Manufacture of beverages	3,682	120	5,926	232,437
C120	Manufacture of tobacco products	98,285	-	-	926,438
C131	Spinning, weaving and finishing of textiles	32	-	-	121
C139	Manufacture of other textiles	12,557	20	-	1,893
C141	Manufacture of wearing apparel, except fur apparel	1	-	-	15,553
C142	Custom tailoring and dressmaking	18	-	8,108	5,140
C143	Manufacture of knitted and crocheted apparel	-	-	-	-
C151	Tanning and dressing of leather; manufacture of luggage and handbags	-	-	534	-
C152	Manufacture of footwear	-	-	-	59
C161	Sawmilling and planing of wood	-	-	-	26,542
C162	Manufacture of products of wood, cork, straw and plaiting materials	21,665	-	2,466	3,090
C170	Manufacture of paper and paper products	-	-	300	4,493
C181	Printing and service activities related to printing	1,818,429	-	-	24,903
C182	Reproduction of recorded media	-	-	1,509	-
C192	Manufacture of refined petroleum products	-	-	-	7,505
C199	Manufacture of other fuel products	-	-	-	15,663
C201	Manufacture of basic chemicals	5,320	-	169	268,187
C202	Manufacture of other chemical products, n.e.c.	13,473	-	4	58,417
C203	Manufacture of man-made fibers	S	S	S	S
C210	Manufacture of pharmaceuticals, medicinal chemical and botanical products	-	-	-	2,077
C221	Manufacture of rubber products	-	-	-	-
C222	Manufacture of plastics products	3,719	2,674	32,778	19,791
C231	Manufacture of glass and glass products	-	-	-	7,918

Table 4.3 Number of Establishments and Income from Non-Industrial Service Done for Others by Type for Manufacturing Establishments by Region and Industry Group: Philippines, 2018

(Value in thousand PhP. Except number of establishments. Details may not add up to total due to rounding and/or suppression.)

Continued

2009 PSIC Code	Region / Industry Description	Income from Non-Industrial Service Done for Others			
		Rental Income from Machinery and Transport Equipment	Rental Income from Office Equipment	Other Rental Income	Other Non- Industrial Service
		(5)	(6)	(7)	(8)
C239	Manufacture of non-metallic mineral products, n.e.c.	234,860	-	4,226	109,473
C241	Manufacture of basic iron and steel	10,903	-	669	8,101
C242	Manufacture of basic precious and other non-ferrous metals	20,950	-	-	-
C243	Casting of metals	-	-	-	-
C251	Manufacture of structural metal products, tanks, reservoirs and steam generators	14,119	28,942	248,045	78,682
C252	Manufacture of weapons and ammunition	-	-	-	-
C259	Manufacture of other fabricated metal products; metal working service activities	1,672	2,289	33	26,314
C261	Manufacture of electronic components	6,646	-	400	26,563
C262	Manufacture of computers and peripheral equipment and accessories	-	-	-	8,211
C263	Manufacture of communication equipment	-	-	-	89,090
C264	Manufacture of consumer electronics	-	-	470	-
C265	Manufacture of measuring, testing, navigating and control equipment; watches and clocks	-	-	-	-
C267	Manufacture of optical instruments and photographic equipment	-	-	1,040	-
C271	Manufacture of electric motors, generators, transformers and electricity distribution and control apparatus	3,111	-	-	-
C272	Manufacture of batteries and accumulators	-	-	-	949
C273	Manufacture of wiring and wiring devices	-	-	-	5,601
C274	Manufacture of electric lighting equipment	45	-	-	-
C275	Manufacture of domestic appliances	-	-	-	-
C279	Manufacture of other electrical equipment	-	-	-	2,420
C281	Manufacture of general purpose machinery	64,646	630,434	-	179,052
C282	Manufacture of special purpose machinery	40	-	-	1,417
C291	Manufacture of motor vehicles	3,695	-	4,751	18,704
C292	Manufacture of bodies (coachwork) for motor vehicles; manufacture of trailers and semi-trailers	13	-	-	-
C293	Manufacture of parts and accessories for motor vehicles	663	-	-	547,454
C301	Building of ships and boats	525	-	-	62

Table 4.3 Number of Establishments and Income from Non-Industrial Service Done for Others by Type for Manufacturing Establishments by Region and Industry Group: Philippines, 2018

(Value in thousand PhP. Except number of establishments. Details may not add up to total due to rounding and/or suppression.)

Continued

2009 PSIC Code	Region / Industry Description	Income from Non-Industrial Service Done for Others			
		Rental Income from Machinery and Transport Equipment	Rental Income from Office Equipment	Other Rental Income	Other Non- Industrial Service
		(5)	(6)	(7)	(8)
C302	Manufacture of railway locomotive and rolling stock	S	S	S	S
C303	Manufacture of air and spacecraft and related machinery	-	-	-	649
C309	Manufacture of transport equipment, n.e.c.	-	-	-	-
C310	Manufacture of furniture	129,654	-	-	44
C321	Manufacture of jewelry, bijouterie and related articles	-	-	-	-
C322	Manufacture of musical instruments	-	-	21	-
C323	Manufacture of sports goods	-	-	-	-
C324	Manufacture of games and toys	-	-	-	-
C325	Manufacture of medical and dental instruments and supplies	-	-	-	24,506
C329	Other manufacturing, n.e.c.	15	-	-	6,315
C331	Repair of fabricated metal products, machinery and equipment	44,470	334	12,393	3,576
C332	Installation of industrial machinery and equipment	11,591	-	-	30,124
	National Capital Region	387,735	-	451,881	1,353,217
C101	Processing and preserving of meat	-	-	-	10,651
C102	Processing and preserving of fish, crustaceans and mollusks	-	-	-	-
C103	Processing and preserving of fruits and vegetables	-	-	-	132,322
C104	Manufacture of vegetable and animal oils and fats	-	-	97,756	116
C105	Manufacture of dairy products	-	-	-	-
C106	Manufacture of grain mill products, starches and starch products	-	-	-	10,980
C107	Manufacture of other food products	56,652	-	82,462	122,939
C108	Manufacture of prepared animal feeds	-	-	-	-
C110	Manufacture of beverages	911	-	-	1,298
C120	Manufacture of tobacco products	67,172	-	-	926,438
C131	Spinning, weaving and finishing of textiles	-	-	-	-
C139	Manufacture of other textiles	-	-	-	-
C141	Manufacture of wearing apparel, except fur apparel	-	-	-	12,399
C142	Custom tailoring and dressmaking	-	-	-	-
C143	Manufacture of knitted and crocheted apparel	-	-	-	-
C151	Tanning and dressing of leather; manufacture of luggage and handbags	-	-	-	-
C152	Manufacture of footwear	-	-	-	-
C161	Sawmilling and planing of wood	-	-	-	-

Table 4.3 Number of Establishments and Income from Non-Industrial Service Done for Others by Type for Manufacturing Establishments by Region and Industry Group: Philippines, 2018

(Value in thousand PhP. Except number of establishments. Details may not add up to total due to rounding and/or suppression.)

Continued

2009 PSIC Code	Region / Industry Description	Income from Non-Industrial Service Done for Others			
		Rental Income from Machinery and Transport Equipment	Rental Income from Office Equipment	Other Rental Income	Other Non- Industrial Service
		(5)	(6)	(7)	(8)
C162	Manufacture of products of wood, cork, straw and plaiting materials	-	-	-	-
C170	Manufacture of paper and paper products	-	-	-	2,301
C181	Printing and service activities related to printing	-	-	-	-
C192	Manufacture of refined petroleum products	-	-	-	-
C199	Manufacture of other fuel products	S	S	S	S
C201	Manufacture of basic chemicals	3,213	-	-	3,412
C202	Manufacture of other chemical products, n.e.c.	-	-	-	42,249
C203	Manufacture of man-made fibers	S	S	S	S
C210	Manufacture of pharmaceuticals, medicinal chemical and botanical products	-	-	-	-
C221	Manufacture of rubber products	-	-	-	-
C222	Manufacture of plastics products	2,788	-	26,123	19,715
C231	Manufacture of glass and glass products	-	-	-	-
C239	Manufacture of non-metallic mineral products, n.e.c.	99,819	-	-	-
C241	Manufacture of basic iron and steel	10,901	-	629	7,382
C242	Manufacture of basic precious and other non-ferrous metals	-	-	-	-
C243	Casting of metals	-	-	-	-
C251	Manufacture of structural metal products, tanks, reservoirs and steam generators	-	-	244,890	713
C252	Manufacture of weapons and ammunition	-	-	-	-
C259	Manufacture of other fabricated metal products; metal working service activities	1,432	-	-	24,708
C261	Manufacture of electronic components	-	-	-	-
C262	Manufacture of computers and peripheral equipment and accessories	S	S	S	S
C264	Manufacture of consumer electronics	-	-	-	-
C265	Manufacture of measuring, testing, navigating and control equipment; watches and clocks	-	-	-	-
C267	Manufacture of optical instruments and photographic equipment	S	S	S	S
C271	Manufacture of electric motors, generators, transformers and electricity distribution and control apparatus	-	-	-	-
C272	Manufacture of batteries and accumulators	S	S	S	S
C273	Manufacture of wiring and wiring devices	-	-	-	5,599

Table 4.3 Number of Establishments and Income from Non-Industrial Service Done for Others by Type for Manufacturing Establishments by Region and Industry Group: Philippines, 2018

(Value in thousand PhP. Except number of establishments. Details may not add up to total due to rounding and/or suppression.)

Continued

2009 PSIC Code	Region / Industry Description	Income from Non-Industrial Service Done for Others			
		Rental Income from Machinery and Transport Equipment	Rental Income from Office Equipment	Other Rental Income	Other Non- Industrial Service
		(5)	(6)	(7)	(8)
C274	Manufacture of electric lighting equipment	-	-	-	-
C275	Manufacture of domestic appliances	-	-	-	-
C279	Manufacture of other electrical equipment	-	-	-	-
C281	Manufacture of general purpose machinery	-	-	-	2,954
C282	Manufacture of special purpose machinery	40	-	-	-
C291	Manufacture of motor vehicles	3,695	-	-	-
C292	Manufacture of bodies (coachwork) for motor vehicles; manufacture of trailers and semi-trailers	-	-	-	-
C293	Manufacture of parts and accessories for motor vehicles	-	-	-	-
C301	Building of ships and boats	-	-	-	62
C303	Manufacture of air and spacecraft and related machinery	S	S	S	S
C309	Manufacture of transport equipment, n.e.c.	-	-	-	-
C310	Manufacture of furniture	129,521	-	-	44
C321	Manufacture of jewelry, bijouterie and related articles	-	-	-	-
C322	Manufacture of musical instruments	S	S	S	S
C323	Manufacture of sports goods	-	-	-	-
C324	Manufacture of games and toys	-	-	-	-
C325	Manufacture of medical and dental instruments and supplies	-	-	-	754
C329	Other manufacturing, n.e.c.	-	-	-	600
C331	Repair of fabricated metal products, machinery and equipment	-	-	-	758
C332	Installation of industrial machinery and equipment	11,591	-	-	-
	Cordillera Administrative Region	-	-	-	15
C101	Processing and preserving of meat	-	-	-	-
C102	Processing and preserving of fish, crustaceans and mollusks	-	-	-	-
C103	Processing and preserving of fruits and vegetables	-	-	-	-
C105	Manufacture of dairy products	S	S	S	S
C106	Manufacture of grain mill products, starches and starch products	-	-	-	-
C107	Manufacture of other food products	-	-	-	15
C110	Manufacture of beverages	-	-	-	-
C131	Spinning, weaving and finishing of textiles	-	-	-	-
C139	Manufacture of other textiles	-	-	-	-

Table 4.3 Number of Establishments and Income from Non-Industrial Service Done for Others by Type for Manufacturing Establishments by Region and Industry Group: Philippines, 2018

(Value in thousand PhP. Except number of establishments. Details may not add up to total due to rounding and/or suppression.)

Continued

2009 PSIC Code	Region / Industry Description	Income from Non-Industrial Service Done for Others			
		Rental Income from Machinery and Transport Equipment	Rental Income from Office Equipment	Other Rental Income	Other Non- Industrial Service
		(5)	(6)	(7)	(8)
C141	Manufacture of wearing apparel, except fur apparel	S	S	S	S
C142	Custom tailoring and dressmaking	-	-	-	-
C162	Manufacture of products of wood, cork, straw and plaiting materials	-	-	-	-
C181	Printing and service activities related to printing	-	-	-	-
C201	Manufacture of basic chemicals	-	-	-	-
C221	Manufacture of rubber products	-	-	-	-
C222	Manufacture of plastics products	S	S	S	S
C231	Manufacture of glass and glass products	S	S	S	S
C239	Manufacture of non-metallic mineral products, n.e.c.	-	-	-	-
C241	Manufacture of basic iron and steel	-	-	-	-
C251	Manufacture of structural metal products, tanks, reservoirs and steam generators	-	-	-	-
C259	Manufacture of other fabricated metal products; metal working service activities	-	-	-	-
C261	Manufacture of electronic components	S	S	S	S
C303	Manufacture of air and spacecraft and related machinery	S	S	S	S
C310	Manufacture of furniture	-	-	-	-
C321	Manufacture of jewelry, bijouterie and related articles	S	S	S	S
I – Ilocos Region		120,122	-	1,000	10,106
C101	Processing and preserving of meat	-	-	-	-
C102	Processing and preserving of fish, crustaceans and mollusks	-	-	-	10,085
C103	Processing and preserving of fruits and vegetables	-	-	-	-
C105	Manufacture of dairy products	S	S	S	S
C106	Manufacture of grain mill products, starches and starch products	21,183	-	1,000	-
C107	Manufacture of other food products	-	-	-	20
C108	Manufacture of prepared animal feeds	-	-	-	-
C110	Manufacture of beverages	-	-	-	-
C120	Manufacture of tobacco products	S	S	S	S
C131	Spinning, weaving and finishing of textiles	-	-	-	-
C141	Manufacture of wearing apparel, except fur apparel	-	-	-	-
C142	Custom tailoring and dressmaking	-	-	-	-
C152	Manufacture of footwear	-	-	-	-

Table 4.3 Number of Establishments and Income from Non-Industrial Service Done for Others by Type for Manufacturing Establishments by Region and Industry Group: Philippines, 2018

(Value in thousand PhP. Except number of establishments. Details may not add up to total due to rounding and/or suppression.)

Continued

2009 PSIC Code	Region / Industry Description	Income from Non-Industrial Service Done for Others			
		Rental Income from Machinery and Transport Equipment	Rental Income from Office Equipment	Other Rental Income	Other Non- Industrial Service
		(5)	(6)	(7)	(8)
C162	Manufacture of products of wood, cork, straw and plaiting materials	-	-	-	-
C170	Manufacture of paper and paper products	-	-	-	-
C181	Printing and service activities related to printing	-	-	-	-
C201	Manufacture of basic chemicals	-	-	-	-
C210	Manufacture of pharmaceuticals, medicinal chemical and botanical products	S	S	S	S
C221	Manufacture of rubber products	-	-	-	-
C231	Manufacture of glass and glass products	-	-	-	-
C239	Manufacture of non-metallic mineral products, n.e.c.	98,939	-	-	-
C241	Manufacture of basic iron and steel	-	-	-	-
C251	Manufacture of structural metal products, tanks, reservoirs and steam generators	-	-	-	-
C259	Manufacture of other fabricated metal products; metal working service activities	-	-	-	-
C273	Manufacture of wiring and wiring devices	S	S	S	S
C282	Manufacture of special purpose machinery	S	S	S	S
C292	Manufacture of bodies (coachwork) for motor vehicles; manufacture of trailers and semi-trailers	-	-	-	-
C293	Manufacture of parts and accessories for motor vehicles	-	-	-	-
C309	Manufacture of transport equipment, n.e.c.	-	-	-	-
C321	Manufacture of jewelry, bijouterie and related articles	S	S	S	S
C324	Manufacture of games and toys	S	S	S	S
C329	Other manufacturing, n.e.c.	-	-	-	-
C331	Repair of fabricated metal products, machinery and equipment	-	-	-	-
	II – Cagayan Valley	1,417	-	1,509	131,322
C101	Processing and preserving of meat	-	-	-	-
C102	Processing and preserving of fish, crustaceans and mollusks	-	-	-	-
C103	Processing and preserving of fruits and vegetables	-	-	-	-
C104	Manufacture of vegetable and animal oils and fats	S	S	S	S

Table 4.3 Number of Establishments and Income from Non-Industrial Service Done for Others by Type for Manufacturing Establishments by Region and Industry Group: Philippines, 2018

(Value in thousand PhP. Except number of establishments. Details may not add up to total due to rounding and/or suppression.)

Continued

2009 PSIC Code	Region / Industry Description	Income from Non-Industrial Service Done for Others			
		Rental Income from Machinery and Transport Equipment	Rental Income from Office Equipment	Other Rental Income	Other Non- Industrial Service
		(5)	(6)	(7)	(8)
C105	Manufacture of dairy products	-	-	-	-
C106	Manufacture of grain mill products, starches and starch products	-	-	-	2,398
C107	Manufacture of other food products	-	-	-	40
C108	Manufacture of prepared animal feeds	-	-	-	127,698
C110	Manufacture of beverages	-	-	-	-
C120	Manufacture of tobacco products	-	-	-	-
C131	Spinning, weaving and finishing of textiles	-	-	-	-
C139	Manufacture of other textiles	-	-	-	-
C142	Custom tailoring and dressmaking	-	-	-	196
C151	Tanning and dressing of leather; manufacture of luggage and handbags	-	-	-	-
C162	Manufacture of products of wood, cork, straw and plaiting materials	-	-	-	-
C181	Printing and service activities related to printing	-	-	-	-
C182	Reproduction of recorded media	-	-	1,509	-
C199	Manufacture of other fuel products	S	S	S	S
C201	Manufacture of basic chemicals	S	S	S	S
C222	Manufacture of plastics products	-	-	-	-
C239	Manufacture of non-metallic mineral products, n.e.c.	-	-	-	-
C241	Manufacture of basic iron and steel	-	-	-	719
C251	Manufacture of structural metal products, tanks, reservoirs and steam generators	-	-	-	-
C252	Manufacture of weapons and ammunition	S	S	S	S
C259	Manufacture of other fabricated metal products; metal working service activities	-	-	-	189
C279	Manufacture of other electrical equipment	-	-	-	-
C282	Manufacture of special purpose machinery	-	-	-	-
C310	Manufacture of furniture	-	-	-	-
C321	Manufacture of jewelry, bijouterie and related articles	-	-	-	-
C329	Other manufacturing, n.e.c.	S	S	S	S
C331	Repair of fabricated metal products, machinery and equipment	1,417	-	-	-
III – Central Luzon		110,770	4,963	6,419	198,041
C101	Processing and preserving of meat	-	-	-	25,697
C102	Processing and preserving of fish, crustaceans and mollusks	72	-	-	-

Table 4.3 Number of Establishments and Income from Non-Industrial Service Done for Others by Type for Manufacturing Establishments by Region and Industry Group: Philippines, 2018

(Value in thousand PhP. Except number of establishments. Details may not add up to total due to rounding and/or suppression.)

Continued

2009 PSIC Code	Region / Industry Description	Income from Non-Industrial Service Done for Others			
		Rental Income from Machinery and Transport Equipment	Rental Income from Office Equipment	Other Rental Income	Other Non- Industrial Service
		(5)	(6)	(7)	(8)
C103	Processing and preserving of fruits and vegetables	-	-	-	-
C104	Manufacture of vegetable and animal oils and fats	-	-	-	-
C105	Manufacture of dairy products	-	-	-	-
C106	Manufacture of grain mill products, starches and starch products	-	-	-	5,905
C107	Manufacture of other food products	-	-	46	42
C108	Manufacture of prepared animal feeds	348	-	-	149
C110	Manufacture of beverages	-	-	-	-
C120	Manufacture of tobacco products	S	S	S	S
C131	Spinning, weaving and finishing of textiles	-	-	-	-
C139	Manufacture of other textiles	12,463	-	-	1,893
C141	Manufacture of wearing apparel, except fur apparel	-	-	-	-
C142	Custom tailoring and dressmaking	-	-	-	-
C143	Manufacture of knitted and crocheted apparel	-	-	-	-
C151	Tanning and dressing of leather; manufacture of luggage and handbags	-	-	-	-
C152	Manufacture of footwear	-	-	-	-
C161	Sawmilling and planing of wood	S	S	S	S
C162	Manufacture of products of wood, cork, straw and plaiting materials	-	-	-	-
C170	Manufacture of paper and paper products	-	-	-	1,364
C181	Printing and service activities related to printing	139	-	-	-
C192	Manufacture of refined petroleum products	-	-	-	-
C201	Manufacture of basic chemicals	-	-	-	135,006
C202	Manufacture of other chemical products, n.e.c.	3,820	-	-	-
C210	Manufacture of pharmaceuticals, medicinal chemical and botanical products	-	-	-	-
C221	Manufacture of rubber products	-	-	-	-
C222	Manufacture of plastics products	871	2,674	6,340	-
C231	Manufacture of glass and glass products	-	-	-	-
C239	Manufacture of non-metallic mineral products, n.e.c.	19,251	-	-	12,914
C241	Manufacture of basic iron and steel	-	-	-	-
C242	Manufacture of basic precious and other non-ferrous metals	-	-	-	-
C243	Casting of metals	-	-	-	-
C251	Manufacture of structural metal products, tanks, reservoirs and steam generators	206	-	-	-

Table 4.3 Number of Establishments and Income from Non-Industrial Service Done for Others by Type for Manufacturing Establishments by Region and Industry Group: Philippines, 2018

(Value in thousand PhP. Except number of establishments. Details may not add up to total due to rounding and/or suppression.)

Continued

2009 PSIC Code	Region / Industry Description	Income from Non-Industrial Service Done for Others			
		Rental Income from Machinery and Transport Equipment	Rental Income from Office Equipment	Other Rental Income	Other Non- Industrial Service
		(5)	(6)	(7)	(8)
C259	Manufacture of other fabricated metal products; metal working service activities	-	2,289	33	945
C261	Manufacture of electronic components	-	-	-	10,422
C262	Manufacture of computers and peripheral equipment and accessories	-	-	-	-
C263	Manufacture of communication equipment	S	S	S	S
C264	Manufacture of consumer electronics	-	-	-	-
C265	Manufacture of measuring, testing, navigating and control equipment; watches and clocks	-	-	-	-
C271	Manufacture of electric motors, generators, transformers and electricity distribution and control apparatus	20	-	-	-
C272	Manufacture of batteries and accumulators	S	S	S	S
C273	Manufacture of wiring and wiring devices	-	-	-	-
C274	Manufacture of electric lighting equipment	15	-	-	-
C275	Manufacture of domestic appliances	-	-	-	-
C279	Manufacture of other electrical equipment	-	-	-	2,420
C281	Manufacture of general purpose machinery	64,646	-	-	-
C282	Manufacture of special purpose machinery	-	-	-	6
C291	Manufacture of motor vehicles	-	-	-	-
C292	Manufacture of bodies (coachwork) for motor vehicles; manufacture of trailers and semi-trailers	S	S	S	S
C293	Manufacture of parts and accessories for motor vehicles	663	-	-	628
C301	Building of ships and boats	S	S	S	S
C303	Manufacture of air and spacecraft and related machinery	-	-	-	649
C309	Manufacture of transport equipment, n.e.c.	-	-	-	-
C310	Manufacture of furniture	-	-	-	-
C321	Manufacture of jewelry, bijouterie and related articles	-	-	-	-
C322	Manufacture of musical instruments	S	S	S	S
C323	Manufacture of sports goods	-	-	-	-
C324	Manufacture of games and toys	-	-	-	-
C325	Manufacture of medical and dental instruments and supplies	-	-	-	-
C329	Other manufacturing, n.e.c.	-	-	-	-

Table 4.3 Number of Establishments and Income from Non-Industrial Service Done for Others by Type for Manufacturing Establishments by Region and Industry Group: Philippines, 2018

(Value in thousand PhP. Except number of establishments. Details may not add up to total due to rounding and/or suppression.)

Continued

2009 PSIC Code	Region / Industry Description	Income from Non-Industrial Service Done for Others			
		Rental Income from Machinery and Transport Equipment	Rental Income from Office Equipment	Other Rental Income	Other Non- Industrial Service
		(5)	(6)	(7)	(8)
C331	Repair of fabricated metal products, machinery and equipment	8,255	-	-	-
C332	Installation of industrial machinery and equipment	S	S	S	S
	IVA – CALABARZON	1,927,588	664,751	49,470	1,326,037
C101	Processing and preserving of meat	28,079	5,040	-	38,863
C102	Processing and preserving of fish, crustaceans and mollusks	-	-	-	-
C103	Processing and preserving of fruits and vegetables	-	-	-	-
C104	Manufacture of vegetable and animal oils and fats	-	-	2,036	12,390
C105	Manufacture of dairy products	-	-	-	-
C106	Manufacture of grain mill products, starches and starch products	190	-	32,143	-
C107	Manufacture of other food products	856	-	258	45,406
C108	Manufacture of prepared animal feeds	2,317	-	-	1,375
C110	Manufacture of beverages	23	-	1,657	191,186
C120	Manufacture of tobacco products	31,113	-	-	-
C131	Spinning, weaving and finishing of textiles	-	-	-	-
C139	Manufacture of other textiles	-	-	-	-
C141	Manufacture of wearing apparel, except fur apparel	-	-	-	-
C142	Custom tailoring and dressmaking	-	-	-	-
C143	Manufacture of knitted and crocheted apparel	-	-	-	-
C151	Tanning and dressing of leather; manufacture of luggage and handbags	-	-	534	-
C152	Manufacture of footwear	-	-	-	-
C161	Sawmilling and planing of wood	S	S	S	S
C162	Manufacture of products of wood, cork, straw and plaiting materials	-	-	2,466	399
C170	Manufacture of paper and paper products	-	-	300	827
C181	Printing and service activities related to printing	1,818,290	-	-	5,708
C182	Reproduction of recorded media	S	S	S	S
C192	Manufacture of refined petroleum products	S	S	S	S
C199	Manufacture of other fuel products	S	S	S	S
C201	Manufacture of basic chemicals	2,107	-	-	129,687
C202	Manufacture of other chemical products, n.e.c.	9,652	-	4	185
C210	Manufacture of pharmaceuticals, medicinal chemical and botanical products	-	-	-	2,077

Table 4.3 Number of Establishments and Income from Non-Industrial Service Done for Others by Type for Manufacturing Establishments by Region and Industry Group: Philippines, 2018

(Value in thousand PhP. Except number of establishments. Details may not add up to total due to rounding and/or suppression.)

Continued

2009 PSIC Code	Region / Industry Description	Income from Non-Industrial Service Done for Others			
		Rental Income from Machinery and Transport Equipment	Rental Income from Office Equipment	Other Rental Income	Other Non- Industrial Service
		(5)	(6)	(7)	(8)
C221	Manufacture of rubber products	-	-	-	-
C222	Manufacture of plastics products	60	-	315	76
C231	Manufacture of glass and glass products	-	-	-	-
C239	Manufacture of non-metallic mineral products, n.e.c.	9,324	-	-	-
C241	Manufacture of basic iron and steel	2	-	-	-
C242	Manufacture of basic precious and other non-ferrous metals	-	-	-	-
C243	Casting of metals	-	-	-	-
C251	Manufacture of structural metal products, tanks, reservoirs and steam generators	221	28,942	-	77,969
C252	Manufacture of weapons and ammunition	S	S	S	S
C259	Manufacture of other fabricated metal products; metal working service activities	-	-	-	296
C261	Manufacture of electronic components	6,646	-	400	16,141
C262	Manufacture of computers and peripheral equipment and accessories	-	-	-	-
C263	Manufacture of communication equipment	-	-	-	-
C264	Manufacture of consumer electronics	-	-	470	-
C265	Manufacture of measuring, testing, navigating and control equipment; watches and clocks	-	-	-	-
C267	Manufacture of optical instruments and photographic equipment	-	-	1,040	-
C271	Manufacture of electric motors, generators, transformers and electricity distribution and control apparatus	3,091	-	-	-
C272	Manufacture of batteries and accumulators	S	S	S	S
C273	Manufacture of wiring and wiring devices	-	-	-	2
C274	Manufacture of electric lighting equipment	-	-	-	-
C275	Manufacture of domestic appliances	-	-	-	-
C279	Manufacture of other electrical equipment	-	-	-	-
C281	Manufacture of general purpose machinery	-	630,434	-	176,098
C282	Manufacture of special purpose machinery	-	-	-	1,411
C291	Manufacture of motor vehicles	-	-	4,751	18,704
C292	Manufacture of bodies (coachwork) for motor vehicles; manufacture of trailers and semi-trailers	13	-	-	-

Table 4.3 Number of Establishments and Income from Non-Industrial Service Done for Others by Type for Manufacturing Establishments by Region and Industry Group: Philippines, 2018

(Value in thousand PhP. Except number of establishments. Details may not add up to total due to rounding and/or suppression.)

Continued

2009 PSIC Code	Region / Industry Description	Income from Non-Industrial Service Done for Others			
		Rental Income from Machinery and Transport Equipment	Rental Income from Office Equipment	Other Rental Income	Other Non- Industrial Service
		(5)	(6)	(7)	(8)
C293	Manufacture of parts and accessories for motor vehicles	-	-	-	546,826
C301	Building of ships and boats	-	-	-	-
C302	Manufacture of railway locomotive and rolling stock	S	S	S	S
C303	Manufacture of air and spacecraft and related machinery	S	S	S	S
C309	Manufacture of transport equipment, n.e.c.	-	-	-	-
C310	Manufacture of furniture	-	-	-	-
C321	Manufacture of jewelry, bijouterie and related articles	-	-	-	-
C322	Manufacture of musical instruments	S	S	S	S
C323	Manufacture of sports goods	-	-	-	-
C324	Manufacture of games and toys	-	-	-	-
C325	Manufacture of medical and dental instruments and supplies	-	-	-	23,752
C329	Other manufacturing, n.e.c.	15	-	-	12
C331	Repair of fabricated metal products, machinery and equipment	15,589	334	3,095	-
C332	Installation of industrial machinery and equipment	S	S	S	S
	MIMAROPA	9,566	-	-	80,751
C101	Processing and preserving of meat	-	-	-	-
C102	Processing and preserving of fish, crustaceans and mollusks	S	S	S	S
C103	Processing and preserving of fruits and vegetables	S	S	S	S
C104	Manufacture of vegetable and animal oils and fats	-	-	-	-
C105	Manufacture of dairy products	-	-	-	-
C106	Manufacture of grain mill products, starches and starch products	-	-	-	80,456
C107	Manufacture of other food products	-	-	-	-
C110	Manufacture of beverages	-	-	-	-
C131	Spinning, weaving and finishing of textiles	32	-	-	121
C141	Manufacture of wearing apparel, except fur apparel	-	-	-	-
C142	Custom tailoring and dressmaking	-	-	-	-
C151	Tanning and dressing of leather; manufacture of luggage and handbags	-	-	-	-
C161	Sawmilling and planing of wood	-	-	-	-
C162	Manufacture of products of wood, cork, straw and plaiting materials	-	-	-	-
C181	Printing and service activities related to printing	-	-	-	-

Table 4.3 Number of Establishments and Income from Non-Industrial Service Done for Others by Type for Manufacturing Establishments by Region and Industry Group: Philippines, 2018

(Value in thousand PhP. Except number of establishments. Details may not add up to total due to rounding and/or suppression.)

Continued

2009 PSIC Code	Region / Industry Description	Income from Non-Industrial Service Done for Others			
		Rental Income from Machinery and Transport Equipment	Rental Income from Office Equipment	Other Rental Income	Other Non- Industrial Service
		(5)	(6)	(7)	(8)
C201	Manufacture of basic chemicals	-	-	-	-
C202	Manufacture of other chemical products, n.e.c.	S	S	S	S
C210	Manufacture of pharmaceuticals, medicinal chemical and botanical products	S	S	S	S
C222	Manufacture of plastics products	-	-	-	-
C239	Manufacture of non-metallic mineral products, n.e.c.	45	-	-	-
C241	Manufacture of basic iron and steel	-	-	-	-
C242	Manufacture of basic precious and other non-ferrous metals	S	S	S	S
C259	Manufacture of other fabricated metal products; metal working service activities	-	-	-	175
C282	Manufacture of special purpose machinery	S	S	S	S
C310	Manufacture of furniture	-	-	-	-
C331	Repair of fabricated metal products, machinery and equipment	-	-	-	-
V – Bicol Region		94,851	20	7,930	7,234
C101	Processing and preserving of meat	-	-	10	-
C102	Processing and preserving of fish, crustaceans and mollusks	-	-	-	-
C103	Processing and preserving of fruits and vegetables	-	-	-	-
C104	Manufacture of vegetable and animal oils and fats	92,234	-	-	-
C105	Manufacture of dairy products	-	-	-	-
C106	Manufacture of grain mill products, starches and starch products	-	-	-	7,146
C107	Manufacture of other food products	88	-	-	29
C108	Manufacture of prepared animal feeds	-	-	-	-
C110	Manufacture of beverages	-	-	3,654	-
C120	Manufacture of tobacco products	S	S	S	S
C131	Spinning, weaving and finishing of textiles	-	-	-	-
C139	Manufacture of other textiles	94	20	-	-
C141	Manufacture of wearing apparel, except fur apparel	-	-	-	-
C142	Custom tailoring and dressmaking	-	-	-	-
C151	Tanning and dressing of leather; manufacture of luggage and handbags	-	-	-	-
C152	Manufacture of footwear	-	-	-	59
C162	Manufacture of products of wood, cork, straw and plaiting materials	-	-	-	-

Table 4.3 Number of Establishments and Income from Non-Industrial Service Done for Others by Type for Manufacturing Establishments by Region and Industry Group: Philippines, 2018

(Value in thousand PhP. Except number of establishments. Details may not add up to total due to rounding and/or suppression.)

Continued

2009 PSIC Code	Region / Industry Description	Income from Non-Industrial Service Done for Others			
		Rental Income from Machinery and Transport Equipment	Rental Income from Office Equipment	Other Rental Income	Other Non- Industrial Service
		(5)	(6)	(7)	(8)
C170	Manufacture of paper and paper products	-	-	-	-
C181	Printing and service activities related to printing	-	-	-	-
C201	Manufacture of basic chemicals	-	-	-	-
C210	Manufacture of pharmaceuticals, medicinal chemical and botanical products	-	-	-	-
C231	Manufacture of glass and glass products	S	S	S	S
C239	Manufacture of non-metallic mineral products, n.e.c.	2,420	-	4,226	-
C241	Manufacture of basic iron and steel	-	-	40	-
C242	Manufacture of basic precious and other non-ferrous metals	S	S	S	S
C251	Manufacture of structural metal products, tanks, reservoirs and steam generators	15	-	-	-
C259	Manufacture of other fabricated metal products; metal working service activities	-	-	-	-
C281	Manufacture of general purpose machinery	-	-	-	-
C282	Manufacture of special purpose machinery	-	-	-	-
C293	Manufacture of parts and accessories for motor vehicles	-	-	-	-
C310	Manufacture of furniture	-	-	-	-
C329	Other manufacturing, n.e.c.	-	-	-	-
C331	Repair of fabricated metal products, machinery and equipment	-	-	-	-
	VI – Western Visayas	18,896	-	3,269	49,046
C101	Processing and preserving of meat	-	-	54	-
C102	Processing and preserving of fish, crustaceans and mollusks	-	-	60	-
C103	Processing and preserving of fruits and vegetables	S	S	S	S
C104	Manufacture of vegetable and animal oils and fats	-	-	-	216
C105	Manufacture of dairy products	-	-	-	1,673
C106	Manufacture of grain mill products, starches and starch products	3,518	-	-	37
C107	Manufacture of other food products	10,610	-	-	20,412
C108	Manufacture of prepared animal feeds	-	-	-	-
C110	Manufacture of beverages	1,359	-	-	-
C131	Spinning, weaving and finishing of textiles	-	-	-	-

Table 4.3 Number of Establishments and Income from Non-Industrial Service Done for Others by Type for Manufacturing Establishments by Region and Industry Group: Philippines, 2018

(Value in thousand PhP. Except number of establishments. Details may not add up to total due to rounding and/or suppression.)

Continued

2009 PSIC Code	Region / Industry Description	Income from Non-Industrial Service Done for Others			
		Rental Income from Machinery and Transport Equipment	Rental Income from Office Equipment	Other Rental Income	Other Non- Industrial Service
		(5)	(6)	(7)	(8)
C139	Manufacture of other textiles	-	-	-	-
C141	Manufacture of wearing apparel, except fur apparel	1	-	-	2,423
C142	Custom tailoring and dressmaking	18	-	-	4,857
C161	Sawmilling and planing of wood	-	-	-	-
C162	Manufacture of products of wood, cork, straw and plaiting materials	-	-	-	1,433
C181	Printing and service activities related to printing	-	-	-	12,303
C192	Manufacture of refined petroleum products	S	S	S	S
C201	Manufacture of basic chemicals	-	-	-	-
C202	Manufacture of other chemical products, n.e.c.	S	S	S	S
C210	Manufacture of pharmaceuticals, medicinal chemical and botanical products	-	-	-	-
C221	Manufacture of rubber products	-	-	-	-
C222	Manufacture of plastics products	-	-	-	-
C231	Manufacture of glass and glass products	-	-	-	-
C239	Manufacture of non-metallic mineral products, n.e.c.	2,904	-	-	-
C241	Manufacture of basic iron and steel	-	-	-	-
C243	Casting of metals	-	-	-	-
C251	Manufacture of structural metal products, tanks, reservoirs and steam generators	-	-	3,155	-
C259	Manufacture of other fabricated metal products; metal working service activities	239	-	-	-
C265	Manufacture of measuring, testing, navigating and control equipment; watches and clocks	S	S	S	S
C267	Manufacture of optical instruments and photographic equipment	S	S	S	S
C282	Manufacture of special purpose machinery	-	-	-	-
C293	Manufacture of parts and accessories for motor vehicles	-	-	-	-
C310	Manufacture of furniture	-	-	-	-
C321	Manufacture of jewelry, bijouterie and related articles	-	-	-	-
C329	Other manufacturing, n.e.c.	-	-	-	4,653
C331	Repair of fabricated metal products, machinery and equipment	-	-	-	-
VII – Central Visayas		14,238	-	8,778	269,786

Table 4.3 Number of Establishments and Income from Non-Industrial Service Done for Others by Type for Manufacturing Establishments by Region and Industry Group: Philippines, 2018

(Value in thousand PhP. Except number of establishments. Details may not add up to total due to rounding and/or suppression.)

Continued

2009 PSIC Code	Region / Industry Description	Income from Non-Industrial Service Done for Others			
		Rental Income from Machinery and Transport Equipment	Rental Income from Office Equipment	Other Rental Income	Other Non- Industrial Service
		(5)	(6)	(7)	(8)
C101	Processing and preserving of meat	-	-	-	76,058
C102	Processing and preserving of fish, crustaceans and mollusks	-	-	-	2,713
C103	Processing and preserving of fruits and vegetables	-	-	-	-
C104	Manufacture of vegetable and animal oils and fats	-	-	-	-
C105	Manufacture of dairy products	-	-	-	-
C106	Manufacture of grain mill products, starches and starch products	-	-	-	5,409
C107	Manufacture of other food products	-	-	1,822	-
C108	Manufacture of prepared animal feeds	-	-	-	-
C110	Manufacture of beverages	31	-	-	-
C131	Spinning, weaving and finishing of textiles	-	-	-	-
C139	Manufacture of other textiles	-	-	-	-
C141	Manufacture of wearing apparel, except fur apparel	-	-	-	-
C142	Custom tailoring and dressmaking	-	-	6,956	-
C151	Tanning and dressing of leather; manufacture of luggage and handbags	S	S	S	S
C152	Manufacture of footwear	-	-	-	-
C161	Sawmilling and planing of wood	-	-	-	-
C162	Manufacture of products of wood, cork, straw and plaiting materials	-	-	-	-
C170	Manufacture of paper and paper products	-	-	-	-
C181	Printing and service activities related to printing	-	-	-	-
C201	Manufacture of basic chemicals	-	-	-	-
C202	Manufacture of other chemical products, n.e.c.	-	-	-	3,819
C210	Manufacture of pharmaceuticals, medicinal chemical and botanical products	-	-	-	-
C221	Manufacture of rubber products	-	-	-	-
C222	Manufacture of plastics products	-	-	-	-
C231	Manufacture of glass and glass products	-	-	-	7,918
C239	Manufacture of non-metallic mineral products, n.e.c.	-	-	-	84,779
C241	Manufacture of basic iron and steel	-	-	-	-
C242	Manufacture of basic precious and other non-ferrous metals	S	S	S	S
C243	Casting of metals	-	-	-	-
C251	Manufacture of structural metal products, tanks, reservoirs and steam generators	13,519	-	-	-
C252	Manufacture of weapons and ammunition	S	S	S	S

Table 4.3 Number of Establishments and Income from Non-Industrial Service Done for Others by Type for Manufacturing Establishments by Region and Industry Group: Philippines, 2018

(Value in thousand PhP. Except number of establishments. Details may not add up to total due to rounding and/or suppression.)

Continued

2009 PSIC Code	Region / Industry Description	Income from Non-Industrial Service Done for Others			
		Rental Income from Machinery and Transport Equipment	Rental Income from Office Equipment	Other Rental Income	Other Non- Industrial Service
		(5)	(6)	(7)	(8)
C259	Manufacture of other fabricated metal products; metal working service activities	-	-	-	-
C261	Manufacture of electronic components	-	-	-	-
C262	Manufacture of computers and peripheral equipment and accessories	S	S	S	S
C263	Manufacture of communication equipment	S	S	S	S
C264	Manufacture of consumer electronics	-	-	-	-
C265	Manufacture of measuring, testing, navigating and control equipment; watches and clocks	-	-	-	-
C267	Manufacture of optical instruments and photographic equipment	-	-	-	-
C271	Manufacture of electric motors, generators, transformers and electricity distribution and control apparatus	-	-	-	-
C273	Manufacture of wiring and wiring devices	S	S	S	S
C274	Manufacture of electric lighting equipment	30	-	-	-
C275	Manufacture of domestic appliances	S	S	S	S
C279	Manufacture of other electrical equipment	S	S	S	S
C281	Manufacture of general purpose machinery	-	-	-	-
C282	Manufacture of special purpose machinery	-	-	-	-
C291	Manufacture of motor vehicles	-	-	-	-
C293	Manufacture of parts and accessories for motor vehicles	-	-	-	-
C301	Building of ships and boats	525	-	-	-
C309	Manufacture of transport equipment, n.e.c.	-	-	-	-
C310	Manufacture of furniture	134	-	-	-
C321	Manufacture of jewelry, bijouterie and related articles	-	-	-	-
C322	Manufacture of musical instruments	S	S	S	S
C323	Manufacture of sports goods	S	S	S	S
C324	Manufacture of games and toys	S	S	S	S
C325	Manufacture of medical and dental instruments and supplies	-	-	-	-
C329	Other manufacturing, n.e.c.	-	-	-	-
C331	Repair of fabricated metal products, machinery and equipment	-	-	-	-
VIII – Eastern Visayas		2,786	-	34	3,261
C101	Processing and preserving of meat	S	S	S	S

Table 4.3 Number of Establishments and Income from Non-Industrial Service Done for Others by Type for Manufacturing Establishments by Region and Industry Group: Philippines, 2018

(Value in thousand PhP. Except number of establishments. Details may not add up to total due to rounding and/or suppression.)

Continued

2009 PSIC Code	Region / Industry Description	Income from Non-Industrial Service Done for Others			
		Rental Income from Machinery and Transport Equipment	Rental Income from Office Equipment	Other Rental Income	Other Non- Industrial Service
		(5)	(6)	(7)	(8)
C102	Processing and preserving of fish, crustaceans and mollusks	-	-	12	-
C103	Processing and preserving of fruits and vegetables	-	-	-	-
C104	Manufacture of vegetable and animal oils and fats	-	-	-	-
C105	Manufacture of dairy products	S	S	S	S
C106	Manufacture of grain mill products, starches and starch products	61	-	22	2,211
C107	Manufacture of other food products	-	-	-	-
C110	Manufacture of beverages	-	-	-	-
C131	Spinning, weaving and finishing of textiles	-	-	-	-
C139	Manufacture of other textiles	S	S	S	S
C141	Manufacture of wearing apparel, except fur apparel	-	-	-	-
C142	Custom tailoring and dressmaking	-	-	-	-
C162	Manufacture of products of wood, cork, straw and plaiting materials	-	-	-	-
C170	Manufacture of paper and paper products	-	-	-	-
C181	Printing and service activities related to printing	-	-	-	-
C201	Manufacture of basic chemicals	-	-	-	-
C210	Manufacture of pharmaceuticals, medicinal chemical and botanical products	S	S	S	S
C222	Manufacture of plastics products	-	-	-	-
C231	Manufacture of glass and glass products	-	-	-	-
C239	Manufacture of non-metallic mineral products, n.e.c.	-	-	-	-
C241	Manufacture of basic iron and steel	-	-	-	-
C242	Manufacture of basic precious and other non-ferrous metals	S	S	S	S
C243	Casting of metals	S	S	S	S
C251	Manufacture of structural metal products, tanks, reservoirs and steam generators	-	-	-	-
C259	Manufacture of other fabricated metal products; metal working service activities	-	-	-	-
C273	Manufacture of wiring and wiring devices	S	S	S	S
C282	Manufacture of special purpose machinery	S	S	S	S
C310	Manufacture of furniture	-	-	-	-
C321	Manufacture of jewelry, bijouterie and related articles	-	-	-	-
C329	Other manufacturing, n.e.c.	-	-	-	1,050

Table 4.3 Number of Establishments and Income from Non-Industrial Service Done for Others by Type for Manufacturing Establishments by Region and Industry Group: Philippines, 2018

(Value in thousand PhP. Except number of establishments. Details may not add up to total due to rounding and/or suppression.)

Continued

2009 PSIC Code	Region / Industry Description	Income from Non-Industrial Service Done for Others			
		Rental Income from Machinery and Transport Equipment	Rental Income from Office Equipment	Other Rental Income	Other Non- Industrial Service
		(5)	(6)	(7)	(8)
C331	Repair of fabricated metal products, machinery and equipment	2,725	-	-	-
	IX – Zamboanga Peninsula	247	-	1,152	1,184
C101	Processing and preserving of meat	247	-	-	-
C102	Processing and preserving of fish, crustaceans and mollusks	-	-	-	-
C104	Manufacture of vegetable and animal oils and fats	-	-	-	-
C105	Manufacture of dairy products	-	-	-	-
C106	Manufacture of grain mill products, starches and starch products	-	-	-	-
C107	Manufacture of other food products	-	-	-	-
C108	Manufacture of prepared animal feeds	S	S	S	S
C110	Manufacture of beverages	-	-	-	-
C139	Manufacture of other textiles	S	S	S	S
C142	Custom tailoring and dressmaking	-	-	1,152	-
C161	Sawmilling and planing of wood	-	-	-	-
C162	Manufacture of products of wood, cork, straw and plaiting materials	S	S	S	S
C181	Printing and service activities related to printing	-	-	-	1,184
C221	Manufacture of rubber products	-	-	-	-
C222	Manufacture of plastics products	-	-	-	-
C231	Manufacture of glass and glass products	-	-	-	-
C239	Manufacture of non-metallic mineral products, n.e.c.	-	-	-	-
C241	Manufacture of basic iron and steel	-	-	-	-
C251	Manufacture of structural metal products, tanks, reservoirs and steam generators	-	-	-	-
C259	Manufacture of other fabricated metal products; metal working service activities	-	-	-	-
C310	Manufacture of furniture	-	-	-	-
C321	Manufacture of jewelry, bijouterie and related articles	S	S	S	S
C329	Other manufacturing, n.e.c.	-	-	-	-
C331	Repair of fabricated metal products, machinery and equipment	-	-	-	-
	X – Northern Mindanao	55,602	-	784	261,784
C101	Processing and preserving of meat	-	-	-	-
C102	Processing and preserving of fish, crustaceans and mollusks	S	S	S	S

Table 4.3 Number of Establishments and Income from Non-Industrial Service Done for Others by Type for Manufacturing Establishments by Region and Industry Group: Philippines, 2018

(Value in thousand PhP. Except number of establishments. Details may not add up to total due to rounding and/or suppression.)

Continued

2009 PSIC Code	Region / Industry Description	Income from Non-Industrial Service Done for Others			
		Rental Income from Machinery and Transport Equipment	Rental Income from Office Equipment	Other Rental Income	Other Non- Industrial Service
		(5)	(6)	(7)	(8)
C103	Processing and preserving of fruits and vegetables	-	-	-	-
C104	Manufacture of vegetable and animal oils and fats	-	-	-	122,117
C105	Manufacture of dairy products	-	-	-	200
C106	Manufacture of grain mill products, starches and starch products	17,520	-	-	30,509
C107	Manufacture of other food products	28	-	-	-
C108	Manufacture of prepared animal feeds	-	-	-	-
C110	Manufacture of beverages	-	-	615	39,953
C131	Spinning, weaving and finishing of textiles	-	-	-	-
C139	Manufacture of other textiles	-	-	-	-
C141	Manufacture of wearing apparel, except fur apparel	-	-	-	730
C142	Custom tailoring and dressmaking	-	-	-	-
C152	Manufacture of footwear	-	-	-	-
C161	Sawmilling and planing of wood	-	-	-	26,542
C162	Manufacture of products of wood, cork, straw and plaiting materials	21,665	-	-	1,257
C170	Manufacture of paper and paper products	-	-	-	-
C181	Printing and service activities related to printing	-	-	-	-
C192	Manufacture of refined petroleum products	-	-	-	-
C201	Manufacture of basic chemicals	-	-	169	-
C202	Manufacture of other chemical products, n.e.c.	-	-	-	-
C210	Manufacture of pharmaceuticals, medicinal chemical and botanical products	S	S	S	S
C221	Manufacture of rubber products	S	S	S	S
C222	Manufacture of plastics products	-	-	-	-
C231	Manufacture of glass and glass products	-	-	-	-
C239	Manufacture of non-metallic mineral products, n.e.c.	-	-	-	-
C241	Manufacture of basic iron and steel	-	-	-	-
C243	Casting of metals	-	-	-	-
C251	Manufacture of structural metal products, tanks, reservoirs and steam generators	-	-	-	-
C259	Manufacture of other fabricated metal products; metal working service activities	-	-	-	-
C264	Manufacture of consumer electronics	S	S	S	S
C271	Manufacture of electric motors, generators, transformers and electricity distribution and control apparatus	S	S	S	S

Table 4.3 Number of Establishments and Income from Non-Industrial Service Done for Others by Type for Manufacturing Establishments by Region and Industry Group: Philippines, 2018

(Value in thousand PhP. Except number of establishments. Details may not add up to total due to rounding and/or suppression.)

Continued

2009 PSIC Code	Region / Industry Description	Income from Non-Industrial Service Done for Others			
		Rental Income from Machinery and Transport Equipment	Rental Income from Office Equipment	Other Rental Income	Other Non- Industrial Service
		(5)	(6)	(7)	(8)
C281	Manufacture of general purpose machinery	S	S	S	S
C282	Manufacture of special purpose machinery	S	S	S	S
C291	Manufacture of motor vehicles	-	-	-	-
C293	Manufacture of parts and accessories for motor vehicles	-	-	-	-
C310	Manufacture of furniture	-	-	-	-
C321	Manufacture of jewelry, bijouterie and related articles	S	S	S	S
C324	Manufacture of games and toys	S	S	S	S
C329	Other manufacturing, n.e.c.	S	S	S	S
C331	Repair of fabricated metal products, machinery and equipment	16,388	-	-	1,485
XI – Davao Region		1,455	-	-	183,383
C101	Processing and preserving of meat	-	-	-	-
C102	Processing and preserving of fish, crustaceans and mollusks	-	-	-	-
C103	Processing and preserving of fruits and vegetables	-	-	-	-
C104	Manufacture of vegetable and animal oils and fats	-	-	-	-
C105	Manufacture of dairy products	-	-	-	-
C106	Manufacture of grain mill products, starches and starch products	-	-	-	5,349
C107	Manufacture of other food products	-	-	-	147,322
C108	Manufacture of prepared animal feeds	-	-	-	-
C110	Manufacture of beverages	1,359	-	-	-
C120	Manufacture of tobacco products	S	S	S	S
C139	Manufacture of other textiles	-	-	-	-
C141	Manufacture of wearing apparel, except fur apparel	-	-	-	-
C142	Custom tailoring and dressmaking	-	-	-	77
C152	Manufacture of footwear	-	-	-	-
C161	Sawmilling and planing of wood	-	-	-	-
C162	Manufacture of products of wood, cork, straw and plaiting materials	-	-	-	-
C170	Manufacture of paper and paper products	-	-	-	-
C181	Printing and service activities related to printing	-	-	-	5,708
C192	Manufacture of refined petroleum products	S	S	S	S
C201	Manufacture of basic chemicals	-	-	-	-
C202	Manufacture of other chemical products, n.e.c.	-	-	-	12,163

Table 4.3 Number of Establishments and Income from Non-Industrial Service Done for Others by Type for Manufacturing Establishments by Region and Industry Group: Philippines, 2018

(Value in thousand PhP. Except number of establishments. Details may not add up to total due to rounding and/or suppression.)

Continued

2009 PSIC Code	Region / Industry Description	Income from Non-Industrial Service Done for Others			
		Rental Income from Machinery and Transport Equipment	Rental Income from Office Equipment	Other Rental Income	Other Non- Industrial Service
		(5)	(6)	(7)	(8)
C210	Manufacture of pharmaceuticals, medicinal chemical and botanical products	-	-	-	-
C221	Manufacture of rubber products	-	-	-	-
C222	Manufacture of plastics products	-	-	-	-
C231	Manufacture of glass and glass products	-	-	-	-
C239	Manufacture of non-metallic mineral products, n.e.c.	-	-	-	11,780
C241	Manufacture of basic iron and steel	-	-	-	-
C242	Manufacture of basic precious and other non-ferrous metals	-	-	-	-
C243	Casting of metals	S	S	S	S
C251	Manufacture of structural metal products, tanks, reservoirs and steam generators	-	-	-	-
C252	Manufacture of weapons and ammunition	S	S	S	S
C259	Manufacture of other fabricated metal products; metal working service activities	-	-	-	-
C265	Manufacture of measuring, testing, navigating and control equipment; watches and clocks	S	S	S	S
C271	Manufacture of electric motors, generators, transformers and electricity distribution and control apparatus	S	S	S	S
C275	Manufacture of domestic appliances	-	-	-	-
C281	Manufacture of general purpose machinery	-	-	-	-
C282	Manufacture of special purpose machinery	-	-	-	-
C291	Manufacture of motor vehicles	S	S	S	S
C293	Manufacture of parts and accessories for motor vehicles	-	-	-	-
C301	Building of ships and boats	S	S	S	S
C310	Manufacture of furniture	-	-	-	-
C321	Manufacture of jewelry, bijouterie and related articles	-	-	-	-
C329	Other manufacturing, n.e.c.	-	-	-	-
C331	Repair of fabricated metal products, machinery and equipment	96	-	-	-
	XII – SOCCSKSARGEN	3,686	-	3,836	26,027
C101	Processing and preserving of meat	-	-	-	-
C102	Processing and preserving of fish, crustaceans and mollusks	-	-	3,836	-
C103	Processing and preserving of fruits and vegetables	S	S	S	S

Table 4.3 Number of Establishments and Income from Non-Industrial Service Done for Others by Type for Manufacturing Establishments by Region and Industry Group: Philippines, 2018

(Value in thousand PhP. Except number of establishments. Details may not add up to total due to rounding and/or suppression.)

Continued

2009 PSIC Code	Region / Industry Description	Income from Non-Industrial Service Done for Others			
		Rental Income from Machinery and Transport Equipment	Rental Income from Office Equipment	Other Rental Income	Other Non- Industrial Service
		(5)	(6)	(7)	(8)
C104	Manufacture of vegetable and animal oils and fats	780	-	-	17,580
C105	Manufacture of dairy products	-	-	-	-
C106	Manufacture of grain mill products, starches and starch products	-	-	-	7,046
C107	Manufacture of other food products	590	-	-	1
C108	Manufacture of prepared animal feeds	-	-	-	183
C110	Manufacture of beverages	-	-	-	-
C131	Spinning, weaving and finishing of textiles	-	-	-	-
C139	Manufacture of other textiles	-	-	-	-
C141	Manufacture of wearing apparel, except fur apparel	-	-	-	-
C142	Custom tailoring and dressmaking	-	-	-	10
C161	Sawmilling and planing of wood	-	-	-	-
C162	Manufacture of products of wood, cork, straw and plaiting materials	-	-	-	-
C170	Manufacture of paper and paper products	-	-	-	-
C181	Printing and service activities related to printing	-	-	-	-
C192	Manufacture of refined petroleum products	S	S	S	S
C201	Manufacture of basic chemicals	-	-	-	-
C202	Manufacture of other chemical products, n.e.c.	S	S	S	S
C221	Manufacture of rubber products	S	S	S	S
C222	Manufacture of plastics products	S	S	S	S
C231	Manufacture of glass and glass products	S	S	S	S
C239	Manufacture of non-metallic mineral products, n.e.c.	2,158	-	-	-
C241	Manufacture of basic iron and steel	-	-	-	-
C243	Casting of metals	S	S	S	S
C251	Manufacture of structural metal products, tanks, reservoirs and steam generators	158	-	-	-
C259	Manufacture of other fabricated metal products; metal working service activities	-	-	-	-
C301	Building of ships and boats	S	S	S	S
C310	Manufacture of furniture	-	-	-	-
C323	Manufacture of sports goods	S	S	S	S
C331	Repair of fabricated metal products, machinery and equipment	-	-	-	1,208
XIII – Caraga		14,957	120	9,796	8,957
C101	Processing and preserving of meat	-	-	-	546

Table 4.3 Number of Establishments and Income from Non-Industrial Service Done for Others by Type for Manufacturing Establishments by Region and Industry Group: Philippines, 2018

(Value in thousand PhP. Except number of establishments. Details may not add up to total due to rounding and/or suppression.)

Continued

2009 PSIC Code	Region / Industry Description	Income from Non-Industrial Service Done for Others			
		Rental Income from Machinery and Transport Equipment	Rental Income from Office Equipment	Other Rental Income	Other Non- Industrial Service
		(5)	(6)	(7)	(8)
C102	Processing and preserving of fish, crustaceans and mollusks	S	S	S	S
C103	Processing and preserving of fruits and vegetables	S	S	S	S
C104	Manufacture of vegetable and animal oils and fats	-	-	-	237
C106	Manufacture of grain mill products, starches and starch products	3,454	-	498	-
C107	Manufacture of other food products	-	-	-	8,049
C108	Manufacture of prepared animal feeds	44	-	-	-
C110	Manufacture of beverages	-	120	-	-
C139	Manufacture of other textiles	-	-	-	-
C141	Manufacture of wearing apparel, except fur apparel	-	-	-	-
C142	Custom tailoring and dressmaking	-	-	-	-
C161	Sawmilling and planing of wood	-	-	-	-
C162	Manufacture of products of wood, cork, straw and plaiting materials	-	-	-	-
C181	Printing and service activities related to printing	-	-	-	-
C201	Manufacture of basic chemicals	S	S	S	S
C202	Manufacture of other chemical products, n.e.c.	-	-	-	-
C231	Manufacture of glass and glass products	S	S	S	S
C239	Manufacture of non-metallic mineral products, n.e.c.	-	-	-	-
C241	Manufacture of basic iron and steel	-	-	-	-
C242	Manufacture of basic precious and other non-ferrous metals	S	S	S	S
C259	Manufacture of other fabricated metal products; metal working service activities	-	-	-	-
C275	Manufacture of domestic appliances	-	-	-	-
C301	Building of ships and boats	S	S	S	S
C309	Manufacture of transport equipment, n.e.c.	-	-	-	-
C310	Manufacture of furniture	-	-	-	-
C321	Manufacture of jewelry, bijouterie and related articles	-	-	-	-
C324	Manufacture of games and toys	-	-	-	-
C329	Other manufacturing, n.e.c.	-	-	-	-
C331	Repair of fabricated metal products, machinery and equipment	-	-	9,298	125
Autonomous Region in Muslim Mindanao		1,039	-	-	-

Table 4.3 Number of Establishments and Income from Non-Industrial Service Done for Others by Type for Manufacturing Establishments by Region and Industry Group: Philippines, 2018

(Value in thousand PhP. Except number of establishments. Details may not add up to total due to rounding and/or suppression.)

Concluded

2009 PSIC Code	Region / Industry Description	Income from Non-Industrial Service Done for Others			
		Rental Income from Machinery and Transport Equipment	Rental Income from Office Equipment	Other Rental Income	Other Non- Industrial Service
		(5)	(6)	(7)	(8)
C104	Manufacture of vegetable and animal oils and fats	S	S	S	S
C106	Manufacture of grain mill products, starches and starch products	1,039	-	-	-
C107	Manufacture of other food products	-	-	-	-
C108	Manufacture of prepared animal feeds	-	-	-	-
C110	Manufacture of beverages	-	-	-	-
C142	Custom tailoring and dressmaking	-	-	-	-
C181	Printing and service activities related to printing	-	-	-	-
C221	Manufacture of rubber products	S	S	S	S
C239	Manufacture of non-metallic mineral products, n.e.c.	-	-	-	-
C251	Manufacture of structural metal products, tanks, reservoirs and steam generators	-	-	-	-
C310	Manufacture of furniture	-	-	-	-

Notes: “-” – zero value
S – suppressed

Source: Philippine Statistics Authority, 2018 Census of Philippine Business and Industry

Table 4.4 Number of Establishments and Value of Output for Manufacturing Establishments by Region and Industry Group: Philippines, 2018*(Value in thousand PhP. Except number of establishments. Details may not add up to total due to rounding and/or suppression.)*

2009 PSIC Code	Region / Industry Description	Number of Establishments	Value of Output		
			Total	Sale of Products and By-Products	Income from Industrial Service Done for Others
		(1)	(2)	(3)	(4)
	Philippines	28,968	5,567,485,270	5,376,976,437	105,673,296
C101	Processing and preserving of meat	299	102,970,896	98,553,037	2,147,163
C102	Processing and preserving of fish, crustaceans and mollusks	278	107,397,229	103,982,160	584,644
C103	Processing and preserving of fruits and vegetables	169	59,585,489	91,813,970	1,443
C104	Manufacture of vegetable and animal oils and fats	140	144,139,969	139,400,314	2,638,279
C105	Manufacture of dairy products	99	53,049,994	38,211,953	115,831
C106	Manufacture of grain mill products, starches and starch products	1,701	122,201,194	115,920,738	620,131
C107	Manufacture of other food products	9,084	350,015,512	343,343,960	2,376,740
C108	Manufacture of prepared animal feeds	199	153,836,481	150,192,248	1,145,005
C110	Manufacture of beverages	3,986	395,374,738	379,486,236	1,172,017
C120	Manufacture of tobacco products	17	81,253,204	81,597,284	-
C131	Spinning, weaving and finishing of textiles	125	9,860,224	9,455,415	264,265
C139	Manufacture of other textiles	236	13,498,695	13,272,147	79,335
C141	Manufacture of wearing apparel, except fur apparel	880	60,686,540	53,164,475	6,421,814
C142	Custom tailoring and dressmaking	790	1,915,057	1,775,234	102,000
C143	Manufacture of knitted and crocheted apparel	40	6,157,311	5,981,896	253,145
C151	Tanning and dressing of leather; manufacture of luggage and handbags	107	28,489,351	27,618,932	734,681
C152	Manufacture of footwear	140	7,964,327	7,765,099	-
C161	Sawmilling and 475lanning of wood	59	2,284,846	2,130,063	24,024
C162	Manufacture of products of wood, cork, straw and plaiting materials	333	49,435,537	48,516,781	170,582
C170	Manufacture of paper and paper products	330	113,746,797	113,616,288	880,002
C181	Printing and service activities related to printing	2,566	39,017,688	38,145,336	952,880
C182	Reproduction of recorded media	4	253,171	250,721	-
C192	Manufacture of refined petroleum products	15	394,347,568	352,261,373	1,294
C199	Manufacture of other fuel products	3	3,733,352	3,662,566	-
C201	Manufacture of basic chemicals	190	126,210,771	117,537,088	424,440
C202	Manufacture of other chemical products, n.e.c.	357	227,751,299	224,259,925	1,348,250
C203	Manufacture of man-made fibers	S	S	S	S
C210	Manufacture of pharmaceuticals, medicinal chemical and botanical products	117	73,175,234	78,580,637	1,802,328
C221	Manufacture of rubber products	134	32,863,493	32,081,312	26,720
C222	Manufacture of plastics products	834	149,333,853	145,786,508	191,101
C231	Manufacture of glass and glass products	104	26,273,798	25,260,678	70,438

Continued

Table 4.4 Number of Establishments and Value of Output for Manufacturing Establishments by Region and Industry Group: Philippines, 2018

(Value in thousand PhP. Except number of establishments. Details may not add up to total due to rounding and/or suppression.)

Continued

2009 PSIC Code	Region / Industry Description	Number of Establishments	Value of Output		
			Total	Sale of Products and By-Products	Income from Industrial Service Done for Others
		(1)	(2)	(3)	(4)
C239	Manufacture of non-metallic mineral products, n.e.c.	846	205,923,561	201,696,584	4,408,366
C241	Manufacture of basic iron and steel	319	152,044,305	147,175,896	3,552,378
C242	Manufacture of basic precious and other non-ferrous metals	26	159,283,050	160,603,167	772,638
C243	Casting of metals	59	15,460,538	15,157,846	77,909
C251	Manufacture of structural metal products, tanks, reservoirs and steam generators	469	42,390,378	40,446,660	2,178,373
C252	Manufacture of weapons and ammunition	12	595,372	494,064	-
C259	Manufacture of other fabricated metal products; metal working service activities	859	90,945,322	89,451,369	1,920,836
C261	Manufacture of electronic components	138	632,967,251	602,323,383	29,939,310
C262	Manufacture of computers and peripheral equipment and accessories	32	259,933,244	255,696,380	2,344,395
C263	Manufacture of communication equipment	13	9,129,492	8,956,952	303,266
C264	Manufacture of consumer electronics	27	25,779,391	26,521,220	3,253
C265	Manufacture of measuring, testing, navigating and control equipment; watches and clocks	25	4,925,165	3,756,567	1,161,814
C267	Manufacture of optical instruments and photographic equipment	24	23,213,850	20,458,860	1,287,208
C271	Manufacture of electric motors, generators, transformers and electricity distribution and control apparatus	84	19,826,707	18,817,432	540,329
C272	Manufacture of batteries and accumulators	6	12,675,339	7,639,108	3,843,048
C273	Manufacture of wiring and wiring devices	53	40,782,546	39,481,582	231,012
C274	Manufacture of electric lighting equipment	34	10,098,359	9,178,595	658,751
C275	Manufacture of domestic appliances	36	13,964,447	13,992,396	4,827
C279	Manufacture of other electrical equipment	35	78,455,028	73,644,782	4,514,596
C281	Manufacture of general purpose machinery	102	86,104,117	87,767,886	65,683
C282	Manufacture of special purpose machinery	162	37,091,806	37,003,822	311,333
C291	Manufacture of motor vehicles	40	53,363,036	50,386,678	959,140
C292	Manufacture of bodies (coachwork) for motor vehicles; manufacture of trailers and semi-trailers	24	3,204,549	3,242,716	71,495
C293	Manufacture of parts and accessories for motor vehicles	119	243,667,711	238,170,844	3,581,825
C301	Building of ships and boats	29	112,341,997	110,904,516	435,093

Table 4.4 Number of Establishments and Value of Output for Manufacturing Establishments by Region and Industry Group: Philippines, 2018

(Value in thousand PhP. Except number of establishments. Details may not add up to total due to rounding and/or suppression.)

Continued

2009 PSIC Code	Region / Industry Description	Number of Establishments	Value of Output		
			Total	Sale of Products and By-Products	Income from Industrial Service Done for Others
		(1)	(2)	(3)	(4)
C302	Manufacture of railway locomotive and rolling stock	S	S	S	S
C303	Manufacture of air and spacecraft and related machinery	8	42,102,180	42,999,276	5,931
C309	Manufacture of transport equipment, n.e.c.	67	114,181,040	107,184,226	21,894
C310	Manufacture of furniture	852	33,437,318	31,155,331	1,490,765
C321	Manufacture of jewelry, bijouterie and related articles	99	2,483,847	2,462,646	2,372
C322	Manufacture of musical instruments	4	111,109	107,235	205
C323	Manufacture of sports goods	17	4,793,937	4,787,378	359
C324	Manufacture of games and toys	28	3,464,992	3,404,739	590
C325	Manufacture of medical and dental instruments and supplies	56	47,530,042	45,914,945	636,682
C329	Other manufacturing, n.e.c.	204	7,976,394	7,755,503	57,014
C331	Repair of fabricated metal products, machinery and equipment	712	38,148,893	22,453,414	15,579,901
C332	Installation of industrial machinery and equipment	6	298,476	150,187	162,156
	National Capital Region	4,636	1,140,535,808	1,153,334,191	15,019,645
C101	Processing and preserving of meat	34	20,747,741	20,174,963	14,838
C102	Processing and preserving of fish, crustaceans and mollusks	29	29,273,742	28,197,897	-
C103	Processing and preserving of fruits and vegetables	36	11,354,069	44,644,820	-
C104	Manufacture of vegetable and animal oils and fats	19	44,516,845	41,698,761	263,275
C105	Manufacture of dairy products	26	17,934,381	17,941,886	-
C106	Manufacture of grain mill products, starches and starch products	15	36,586,153	35,965,246	65,960
C107	Manufacture of other food products	1,002	106,241,547	104,370,035	852,854
C108	Manufacture of prepared animal feeds	14	27,600,634	26,544,331	-
C110	Manufacture of beverages	204	137,195,132	136,489,888	556,393
C120	Manufacture of tobacco products	5	55,965,313	56,151,133	-
C131	Spinning, weaving and finishing of textiles	33	2,066,634	1,893,266	220,733
C139	Manufacture of other textiles	93	8,236,523	8,110,443	-
C141	Manufacture of wearing apparel, except fur apparel	325	23,740,117	22,756,488	262,322
C142	Custom tailoring and dressmaking	80	865,117	877,679	20,302
C143	Manufacture of knitted and crocheted apparel	21	2,696,824	2,842,943	-
C151	Tanning and dressing of leather; manufacture of luggage and handbags	31	1,945,323	2,045,654	12,179
C152	Manufacture of footwear	61	2,411,635	2,255,968	-
C161	Sawmilling and 477lanning of wood	5	319,374	295,588	-

Table 4.4 Number of Establishments and Value of Output for Manufacturing Establishments by Region and Industry Group: Philippines, 2018

(Value in thousand PhP. Except number of establishments. Details may not add up to total due to rounding and/or suppression.)

Continued

2009 PSIC Code	Region / Industry Description	Number of Establishments	Value of Output		
			Total	Sale of Products and By-Products	Income from Industrial Service Done for Others
		(1)	(2)	(3)	(4)
C162	Manufacture of products of wood, cork, straw and plaiting materials	29	1,300,891	1,271,565	
C170	Manufacture of paper and paper products	154	54,058,586	54,286,945	64,241
C181	Printing and service activities related to printing	656	23,729,912	23,331,947	631,531
C192	Manufacture of refined petroleum products	4	531,961	516,601	1,294
C199	Manufacture of other fuel products	S	S	S	S
C201	Manufacture of basic chemicals	43	19,670,159	18,392,937	137,147
C202	Manufacture of other chemical products, n.e.c.	166	124,740,553	123,544,701	631,544
C203	Manufacture of man-made fibers	S	S	S	S
C210	Manufacture of pharmaceuticals, medicinal chemical and botanical products	29	47,334,109	53,360,134	1,239,562
C221	Manufacture of rubber products	53	6,629,350	6,291,590	12,255
C222	Manufacture of plastics products	350	59,361,648	57,340,510	83,702
C231	Manufacture of glass and glass products	31	11,043,563	10,518,640	-
C239	Manufacture of non-metallic mineral products, n.e.c.	65	13,813,949	11,277,064	2,501,454
C241	Manufacture of basic iron and steel	82	56,631,668	54,111,918	733
C242	Manufacture of basic precious and other non-ferrous metals	4	8,184,678	8,027,683	-
C243	Casting of metals	18	2,063,618	2,023,737	-
C251	Manufacture of structural metal products, tanks, reservoirs and steam generators	141	18,408,312	17,951,926	658,645
C252	Manufacture of weapons and ammunition	4	380,136	279,519	-
C259	Manufacture of other fabricated metal products; metal working service activities	168	25,720,876	26,347,023	227,358
C261	Manufacture of electronic components	9	30,355,851	27,873,701	1,771,053
C262	Manufacture of computers and peripheral equipment and accessories	S	S	S	S
C264	Manufacture of consumer electronics	8	475,700	435,504	3,253
C265	Manufacture of measuring, testing, navigating and control equipment; watches and clocks	8	534,543	539,824	-
C267	Manufacture of optical instruments and photographic equipment	S	S	S	S
C271	Manufacture of electric motors, generators, transformers and electricity distribution and control apparatus	17	1,220,285	1,186,768	226
C272	Manufacture of batteries and accumulators	S	S	S	S

Table 4.4 Number of Establishments and Value of Output for Manufacturing Establishments by Region and Industry Group: Philippines, 2018*(Value in thousand PhP. Except number of establishments. Details may not add up to total due to rounding and/or suppression.)**Continued*

2009 PSIC Code	Region / Industry Description	Number of Establishments	Value of Output		
			Total	Sale of Products and By-Products	Income from Industrial Service Done for Others
		(1)	(2)	(3)	(4)
C273	Manufacture of wiring and wiring devices	21	10,531,392	10,449,218	91,062
C274	Manufacture of electric lighting equipment	9	673,368	670,668	4,570
C275	Manufacture of domestic appliances	12	10,209,223	10,267,819	-
C279	Manufacture of other electrical equipment	6	272,178	261,637	-
C281	Manufacture of general purpose machinery	34	10,548,573	12,135,503	1,676
C282	Manufacture of special purpose machinery	30	1,687,488	1,821,870	181,581
C291	Manufacture of motor vehicles	9	318,453	288,389	-
C292	Manufacture of bodies (coachwork) for motor vehicles; manufacture of trailers and semi-trailers	11	1,488,383	1,663,827	48,142
C293	Manufacture of parts and accessories for motor vehicles	15	12,473,146	12,379,729	2,325
C301	Building of ships and boats	5	106,300	13,767	92,533
C303	Manufacture of air and spacecraft and related machinery	S	S	S	S
C309	Manufacture of transport equipment, n.e.c.	10	15,565,159	15,291,476	17,889
C310	Manufacture of furniture	154	14,391,020	12,589,740	1,428,182
C321	Manufacture of jewelry, bijouterie and related articles	11	165,811	164,192	-
C322	Manufacture of musical instruments	S	S	S	S
C323	Manufacture of sports goods	3	1,090,527	1,090,616	-
C324	Manufacture of games and toys	8	248,891	233,507	-
C325	Manufacture of medical and dental instruments and supplies	11	896,718	867,524	-
C329	Other manufacturing, n.e.c.	42	2,888,764	2,709,008	3,681
C331	Repair of fabricated metal products, machinery and equipment	161	18,280,618	15,353,377	2,900,962
C332	Installation of industrial machinery and equipment	4	71,689	59,601	12,088
Cordillera Administrative Region		685	74,953,951	75,113,340	1,050
C101	Processing and preserving of meat	6	64,499	64,499	-
C102	Processing and preserving of fish, crustaceans and mollusks	8	39,113	39,113	-
C103	Processing and preserving of fruits and vegetables	6	626,309	625,057	-
C105	Manufacture of dairy products	S	S	S	S
C106	Manufacture of grain mill products, starches and starch products	100	21,676	21,615	-
C107	Manufacture of other food products	140	1,464,802	1,452,206	-
C110	Manufacture of beverages	190	430,554	430,969	-
C131	Spinning, weaving and finishing of textiles	13	54,311	55,027	-
C139	Manufacture of other textiles	6	71,943	72,152	-

Table 4.4 Number of Establishments and Value of Output for Manufacturing Establishments by Region and Industry Group: Philippines, 2018*(Value in thousand PhP. Except number of establishments. Details may not add up to total due to rounding and/or suppression.)**Continued*

2009 PSIC Code	Region / Industry Description	Number of Establishments	Value of Output		
			Total	Sale of Products and By-Products	Income from Industrial Service Done for Others
		(1)	(2)	(3)	(4)
C141	Manufacture of wearing apparel, except fur apparel	S	S	S	S
C142	Custom tailoring and dressmaking	43	81,447	77,053	8
C162	Manufacture of products of wood, cork, straw and plaiting materials	6	8,547	8,556	-
C181	Printing and service activities related to printing	75	107,801	108,376	-
C201	Manufacture of basic chemicals	3	15,277	14,354	923
C221	Manufacture of rubber products	5	398	290	119
C222	Manufacture of plastics products	S	S	S	S
C231	Manufacture of glass and glass products	S	S	S	S
C239	Manufacture of non-metallic mineral products, n.e.c.	23	320,156	320,040	-
C241	Manufacture of basic iron and steel	5	49,375	50,204	-
C251	Manufacture of structural metal products, tanks, reservoirs and steam generators	10	23,087	23,087	-
C259	Manufacture of other fabricated metal products; metal working service activities	19	20,596	20,678	-
C261	Manufacture of electronic components	S	S	S	S
C303	Manufacture of air and spacecraft and related machinery	S	S	S	S
C310	Manufacture of furniture	17	87,433	86,933	-
C321	Manufacture of jewelry, bijouterie and related articles	S	S	S	S
I – Ilocos Region		953	29,694,054	25,635,237	239,847
C101	Processing and preserving of meat	12	986,112	911,318	-
C102	Processing and preserving of fish, crustaceans and mollusks	33	1,942,127	1,940,783	-
C103	Processing and preserving of fruits and vegetables	3	177,482	177,473	-
C105	Manufacture of dairy products	S	S	S	S
C106	Manufacture of grain mill products, starches and starch products	71	737,008	577,242	6,150
C107	Manufacture of other food products	347	3,130,704	3,094,489	210
C108	Manufacture of prepared animal feeds	3	101,008	90,585	-
C110	Manufacture of beverages	140	3,840,286	64,817	-
C120	Manufacture of tobacco products	S	S	S	S
C131	Spinning, weaving and finishing of textiles	5	4,350	3,690	-
C141	Manufacture of wearing apparel, except fur apparel	5	8,447	8,447	-
C142	Custom tailoring and dressmaking	42	37,587	34,328	3,231
C152	Manufacture of footwear	6	3,355	3,355	-

Table 4.4 Number of Establishments and Value of Output for Manufacturing Establishments by Region and Industry Group: Philippines, 2018*(Value in thousand PhP. Except number of establishments. Details may not add up to total due to rounding and/or suppression.)**Continued*

2009 PSIC Code	Region / Industry Description	Number of Establishments	Value of Output		
			Total	Sale of Products and By-Products	Income from Industrial Service Done for Others
		(1)	(2)	(3)	(4)
C162	Manufacture of products of wood, cork, straw and plaiting materials	13	14,205	13,073	-
C170	Manufacture of paper and paper products	9	1,510,789	1,815,811	-
C181	Printing and service activities related to printing	112	226,725	226,725	-
C201	Manufacture of basic chemicals	6	196,192	192,235	-
C210	Manufacture of pharmaceuticals, medicinal chemical and botanical products	S	S	S	S
C221	Manufacture of rubber products	5	1,003	1,003	-
C231	Manufacture of glass and glass products	4	36,622	25,119	-
C239	Manufacture of non-metallic mineral products, n.e.c.	45	14,373,975	14,331,754	-
C241	Manufacture of basic iron and steel	11	1,470,500	1,376,547	92,320
C251	Manufacture of structural metal products, tanks, reservoirs and steam generators	15	369,475	282,942	86,682
C259	Manufacture of other fabricated metal products; metal working service activities	16	16,698	16,750	-
C273	Manufacture of wiring and wiring devices	S	S	S	S
C282	Manufacture of special purpose machinery	S	S	S	S
C292	Manufacture of bodies (coachwork) for motor vehicles; manufacture of trailers and semi-trailers	3	9,769	6,038	1,068
C293	Manufacture of parts and accessories for motor vehicles	3	1,558	1,539	-
C309	Manufacture of transport equipment, n.e.c.	13	41,150	40,395	453
C321	Manufacture of jewelry, bijouterie and related articles	S	S	S	S
C324	Manufacture of games and toys	S	S	S	S
C329	Other manufacturing, n.e.c.	7	70,980	70,637	-
C331	Repair of fabricated metal products, machinery and equipment	17	69,430	19,732	49,734
II – Cagayan Valley		1,133	25,860,441	22,934,549	279,760
C101	Processing and preserving of meat	6	232,293	63,347	168,887
C102	Processing and preserving of fish, crustaceans and mollusks	4	3,980	3,980	-
C103	Processing and preserving of fruits and vegetables	8	11,059	11,092	-
C104	Manufacture of vegetable and animal oils and fats	S	S	S	S
C105	Manufacture of dairy products	4	11,098	10,102	-

Table 4.4 Number of Establishments and Value of Output for Manufacturing Establishments by Region and Industry Group: Philippines, 2018

(Value in thousand PhP. Except number of establishments. Details may not add up to total due to rounding and/or suppression.)

Continued

2009 PSIC Code	Region / Industry Description	Number of Establishments	Value of Output		
			Total	Sale of Products and By-Products	Income from Industrial Service Done for Others
		(1)	(2)	(3)	(4)
C106	Manufacture of grain mill products, starches and starch products	175	13,629,738	12,823,362	54,367
C107	Manufacture of other food products	382	1,144,753	913,434	2,121
C108	Manufacture of prepared animal feeds	7	450,457	411,649	7,304
C110	Manufacture of beverages	227	4,983,454	3,455,443	1,056
C120	Manufacture of tobacco products	3	1,715,117	1,761,066	-
C131	Spinning, weaving and finishing of textiles	3	3,316	2,447	-
C139	Manufacture of other textiles	4	13,830	13,830	-
C142	Custom tailoring and dressmaking	34	38,482	38,258	-
C151	Tanning and dressing of leather; manufacture of luggage and handbags	3	4,175	2,845	1,285
C162	Manufacture of products of wood, cork, straw and plaiting materials	8	3,841	2,976	730
C181	Printing and service activities related to printing	122	499,641	465,786	27,756
C182	Reproduction of recorded media	3	3,214	3,214	-
C199	Manufacture of other fuel products	S	S	S	S
C201	Manufacture of basic chemicals	S	S	S	S
C222	Manufacture of plastics products	6	9,322	9,112	-
C239	Manufacture of non-metallic mineral products, n.e.c.	25	99,815	97,555	2,926
C241	Manufacture of basic iron and steel	9	8,967	8,809	63
C251	Manufacture of structural metal products, tanks, reservoirs and steam generators	12	83,308	73,204	-
C252	Manufacture of weapons and ammunition	S	S	S	S
C259	Manufacture of other fabricated metal products; metal working service activities	32	104,144	93,566	10,619
C279	Manufacture of other electrical equipment	3	1,328,176	1,328,176	-
C282	Manufacture of special purpose machinery	3	209,333	150,947	-
C310	Manufacture of furniture	21	129,009	128,394	-
C321	Manufacture of jewelry, bijouterie and related articles	5	1,203	1,172	29
C329	Other manufacturing, n.e.c.	S	S	S	S
C331	Repair of fabricated metal products, machinery and equipment	17	41,620	38,894	2,537
III – Central Luzon		3,388	930,339,942	854,029,654	19,536,193
C101	Processing and preserving of meat	74	20,117,261	19,809,014	456,090
C102	Processing and preserving of fish, crustaceans and mollusks	27	3,963,590	3,919,222	-
C103	Processing and preserving of fruits and vegetables	31	6,326,944	6,018,923	-

Table 4.4 Number of Establishments and Value of Output for Manufacturing Establishments by Region and Industry Group: Philippines, 2018*(Value in thousand PhP. Except number of establishments. Details may not add up to total due to rounding and/or suppression.)**Continued*

2009 PSIC Code	Region / Industry Description	Number of Establishments	Value of Output		
			Total	Sale of Products and By-Products	Income from Industrial Service Done for Others
		(1)	(2)	(3)	(4)
C104	Manufacture of vegetable and animal oils and fats	4	2,060,065	2,058,071	-
C105	Manufacture of dairy products	12	4,334,564	4,157,771	115,482
C106	Manufacture of grain mill products, starches and starch products	235	12,683,683	12,749,360	87,465
C107	Manufacture of other food products	1,054	37,398,395	33,010,425	55,796
C108	Manufacture of prepared animal feeds	54	46,136,240	44,455,597	888,944
C110	Manufacture of beverages	360	36,695,430	35,816,618	-
C120	Manufacture of tobacco products	S	S	S	S
C131	Spinning, weaving and finishing of textiles	20	5,490,551	5,287,392	18,600
C139	Manufacture of other textiles	40	2,300,717	2,311,098	1,680
C141	Manufacture of wearing apparel, except fur apparel	149	10,626,699	9,731,552	794,764
C142	Custom tailoring and dressmaking	60	76,764	74,674	4,983
C143	Manufacture of knitted and crocheted apparel	3	671,879	669,740	-
C151	Tanning and dressing of leather; manufacture of luggage and handbags	41	7,718,759	6,878,410	674,403
C152	Manufacture of footwear	10	2,077,055	2,048,001	-
C161	Sawmilling and planing of wood	S	S	S	S
C162	Manufacture of products of wood, cork, straw and plaiting materials	63	1,789,021	1,763,265	19,889
C170	Manufacture of paper and paper products	35	20,525,698	20,597,248	-
C181	Printing and service activities related to printing	163	823,116	840,684	270
C192	Manufacture of refined petroleum products	3	212,550,909	170,392,754	-
C201	Manufacture of basic chemicals	21	9,567,485	4,540,077	10,579
C202	Manufacture of other chemical products, n.e.c.	35	6,339,365	6,210,825	105,754
C210	Manufacture of pharmaceuticals, medicinal chemical and botanical products	22	5,911,419	5,845,757	42,720
C221	Manufacture of rubber products	14	14,415,976	14,163,877	-
C222	Manufacture of plastics products	115	19,011,316	18,691,810	5,609
C231	Manufacture of glass and glass products	14	1,477,566	1,250,076	21,880
C239	Manufacture of non-metallic mineral products, n.e.c.	134	43,328,878	43,726,005	51,846
C241	Manufacture of basic iron and steel	44	29,443,085	27,866,804	1,239,356
C242	Manufacture of basic precious and other non-ferrous metals	4	379,954	378,192	-
C243	Casting of metals	7	1,016,379	987,179	21,061
C251	Manufacture of structural metal products, tanks, reservoirs and steam generators	60	4,565,248	3,961,724	983,148

Table 4.4 Number of Establishments and Value of Output for Manufacturing Establishments by Region and Industry Group: Philippines, 2018

(Value in thousand PhP. Except number of establishments. Details may not add up to total due to rounding and/or suppression.)

Continued

2009 PSIC Code	Region / Industry Description	Number of Establishments	Value of Output		
			Total	Sale of Products and By-Products	Income from Industrial Service Done for Others
		(1)	(2)	(3)	(4)
C259	Manufacture of other fabricated metal products; metal working service activities	85	12,801,829	12,915,901	55,867
C261	Manufacture of electronic components	14	151,767,667	150,717,321	1,020,494
C262	Manufacture of computers and peripheral equipment and accessories	5	14,620,511	13,718,514	825,381
C263	Manufacture of communication equipment	S	S	S	S
C264	Manufacture of consumer electronics	3	377,424	378,507	-
C265	Manufacture of measuring, testing, navigating and control equipment; watches and clocks	3	210,256	195,257	11,801
C271	Manufacture of electric motors, generators, transformers and electricity distribution and control apparatus	10	1,415,846	1,379,360	17,991
C272	Manufacture of batteries and accumulators	S	S	S	S
C273	Manufacture of wiring and wiring devices	10	9,526,742	9,385,856	-
C274	Manufacture of electric lighting equipment	7	897,187	936,125	29
C275	Manufacture of domestic appliances	4	1,316,891	1,317,257	-
C279	Manufacture of other electrical equipment	10	1,426,812	1,412,977	1,181
C281	Manufacture of general purpose machinery	13	6,407,409	6,398,039	10,511
C282	Manufacture of special purpose machinery	15	359,602	326,087	38,837
C291	Manufacture of motor vehicles	4	192,831	139,896	52,935
C292	Manufacture of bodies (coachwork) for motor vehicles; manufacture of trailers and semi-trailers	S	S	S	S
C293	Manufacture of parts and accessories for motor vehicles	9	33,615,212	33,495,585	-
C301	Building of ships and boats	S	S	S	S
C303	Manufacture of air and spacecraft and related machinery	5	1,272,148	1,267,604	4,034
C309	Manufacture of transport equipment, n.e.c.	13	87,253	85,874	-
C310	Manufacture of furniture	121	3,580,833	3,537,234	15,780
C321	Manufacture of jewelry, bijouterie and related articles	15	382,714	384,280	250
C322	Manufacture of musical instruments	S	S	S	S
C323	Manufacture of sports goods	3	1,581,454	1,581,287	-
C324	Manufacture of games and toys	8	973,763	910,251	-
C325	Manufacture of medical and dental instruments and supplies	9	6,609,818	6,010,896	576,411
C329	Other manufacturing, n.e.c.	42	2,270,250	2,303,187	-

Table 4.4 Number of Establishments and Value of Output for Manufacturing Establishments by Region and Industry Group: Philippines, 2018

(Value in thousand PhP. Except number of establishments. Details may not add up to total due to rounding and/or suppression.)

Continued

2009 PSIC Code	Region / Industry Description	Number of Establishments	Value of Output		
			Total	Sale of Products and By-Products	Income from Industrial Service Done for Others
		(1)	(2)	(3)	(4)
C331	Repair of fabricated metal products, machinery and equipment	62	9,984,656	2,491,177	7,481,059
C332	Installation of industrial machinery and equipment	S	S	S	S
IVA – CALABARZON		4,035	2,411,085,432	2,317,255,479	54,749,063
C101	Processing and preserving of meat	41	37,274,069	34,892,023	745,939
C102	Processing and preserving of fish, crustaceans and mollusks	12	12,157,236	11,854,261	-
C103	Processing and preserving of fruits and vegetables	19	7,251,718	7,037,700	-
C104	Manufacture of vegetable and animal oils and fats	31	17,106,652	14,022,012	2,051,044
C105	Manufacture of dairy products	12	30,520,690	15,854,632	-
C106	Manufacture of grain mill products, starches and starch products	90	5,539,377	5,554,815	1,219
C107	Manufacture of other food products	877	107,421,620	106,583,306	543,748
C108	Manufacture of prepared animal feeds	69	9,163,549	8,851,132	115,203
C110	Manufacture of beverages	291	145,930,261	143,794,245	953
C120	Manufacture of tobacco products	3	21,294,440	21,413,103	-
C131	Spinning, weaving and finishing of textiles	10	2,019,466	1,996,599	24,873
C139	Manufacture of other textiles	33	1,536,316	1,418,369	77,555
C141	Manufacture of wearing apparel, except fur apparel	244	16,692,414	12,737,256	3,761,916
C142	Custom tailoring and dressmaking	90	149,432	92,204	56,582
C143	Manufacture of knitted and crocheted apparel	16	2,788,609	2,469,213	253,145
C151	Tanning and dressing of leather; manufacture of luggage and handbags	24	18,684,077	18,555,913	46,815
C152	Manufacture of footwear	34	2,454,881	2,453,749	-
C161	Sawmilling and planing of wood	S	S	S	S
C162	Manufacture of products of wood, cork, straw and plaiting materials	64	38,994,909	38,429,380	123,503
C170	Manufacture of paper and paper products	76	20,664,624	19,998,535	550,100
C181	Printing and service activities related to printing	198	7,307,800	7,196,450	42,548
C182	Reproduction of recorded media	S	S	S	S
C192	Manufacture of refined petroleum products	S	S	S	S
C199	Manufacture of other fuel products	S	S	S	S
C201	Manufacture of basic chemicals	31	57,421,187	56,191,592	272,563
C202	Manufacture of other chemical products, n.e.c.	91	80,897,144	79,225,965	570,751
C210	Manufacture of pharmaceuticals, medicinal chemical and botanical products	34	16,237,549	15,461,788	518,168

Table 4.4 Number of Establishments and Value of Output for Manufacturing Establishments by Region and Industry Group: Philippines, 2018

(Value in thousand PhP. Except number of establishments. Details may not add up to total due to rounding and/or suppression.)

Continued

2009 PSIC Code	Region / Industry Description	Number of Establishments	Value of Output		
			Total	Sale of Products and By-Products	Income from Industrial Service Done for Others
		(1)	(2)	(3)	(4)
C221	Manufacture of rubber products	35	7,384,988	7,280,628	-
C222	Manufacture of plastics products	181	56,377,201	55,344,319	66,673
C231	Manufacture of glass and glass products	18	11,396,139	11,217,280	8,811
C239	Manufacture of non-metallic mineral products, n.e.c.	115	85,510,923	83,239,496	1,821,436
C241	Manufacture of basic iron and steel	59	50,388,261	50,426,532	1,427,195
C242	Manufacture of basic precious and other non-ferrous metals	8	4,893,428	4,814,381	-
C243	Casting of metals	16	10,540,636	10,327,260	51,646
C251	Manufacture of structural metal products, tanks, reservoirs and steam generators	109	14,683,754	13,889,934	396,204
C252	Manufacture of weapons and ammunition	S	S	S	S
C259	Manufacture of other fabricated metal products; metal working service activities	245	40,362,449	38,605,260	1,353,478
C261	Manufacture of electronic components	103	373,827,194	346,777,112	27,147,763
C262	Manufacture of computers and peripheral equipment and accessories	24	244,536,472	241,198,943	1,519,014
C263	Manufacture of communication equipment	10	4,420,788	4,078,409	303,266
C264	Manufacture of consumer electronics	12	19,028,225	19,877,783	-
C265	Manufacture of measuring, testing, navigating and control equipment; watches and clocks	5	2,694,782	2,592,885	95,171
C267	Manufacture of optical instruments and photographic equipment	9	14,941,270	12,073,980	1,287,208
C271	Manufacture of electric motors, generators, transformers and electricity distribution and control apparatus	46	15,034,086	14,140,706	489,555
C272	Manufacture of batteries and accumulators	S	S	S	S
C273	Manufacture of wiring and wiring devices	20	19,669,440	18,595,214	139,951
C274	Manufacture of electric lighting equipment	15	7,715,499	6,898,788	525,293
C275	Manufacture of domestic appliances	12	1,989,814	1,969,836	4,827
C279	Manufacture of other electrical equipment	14	73,920,217	69,134,658	4,513,416
C281	Manufacture of general purpose machinery	41	65,264,672	65,351,953	53,497
C282	Manufacture of special purpose machinery	73	33,699,563	33,654,313	23,085
C291	Manufacture of motor vehicles	13	49,841,570	47,380,035	528,853
C292	Manufacture of bodies (coachwork) for motor vehicles; manufacture of trailers and semi-trailers	10	1,360,694	1,357,532	22,286

Table 4.4 Number of Establishments and Value of Output for Manufacturing Establishments by Region and Industry Group: Philippines, 2018

(Value in thousand PhP. Except number of establishments. Details may not add up to total due to rounding and/or suppression.)

Continued

2009 PSIC Code	Region / Industry Description	Number of Establishments	Value of Output		
			Total	Sale of Products and By-Products	Income from Industrial Service Done for Others
		(1)	(2)	(3)	(4)
C293	Manufacture of parts and accessories for motor vehicles	74	189,124,112	187,264,866	163,545
C301	Building of ships and boats	5	222,780	110,715	-
C302	Manufacture of railway locomotive and rolling stock	S	S	S	S
C303	Manufacture of air and spacecraft and related machinery	S	S	S	S
C309	Manufacture of transport equipment, n.e.c.	21	93,817,704	87,070,560	3,553
C310	Manufacture of furniture	150	4,719,798	4,586,767	15,139
C321	Manufacture of jewelry, bijouterie and related articles	4	159,240	160,079	-
C322	Manufacture of musical instruments	S	S	S	S
C323	Manufacture of sports goods	8	1,811,646	1,808,538	167
C324	Manufacture of games and toys	6	1,161,393	1,181,240	-
C325	Manufacture of medical and dental instruments and supplies	21	36,209,544	35,893,479	60,271
C329	Other manufacturing, n.e.c.	17	1,112,039	1,100,505	-
C331	Repair of fabricated metal products, machinery and equipment	133	5,167,240	2,303,972	2,797,086
C332	Installation of industrial machinery and equipment	S	S	S	S
	MIMAROPA	1,118	21,675,284	20,845,912	48,693
C101	Processing and preserving of meat	3	246,053	246,557	-
C102	Processing and preserving of fish, crustaceans and mollusks	S	S	S	S
C103	Processing and preserving of fruits and vegetables	S	S	S	S
C104	Manufacture of vegetable and animal oils and fats	7	510,302	383,184	269
C105	Manufacture of dairy products	5	1,441	1,720	-
C106	Manufacture of grain mill products, starches and starch products	98	2,907,214	2,766,337	-
C107	Manufacture of other food products	432	1,055,987	1,016,635	-
C110	Manufacture of beverages	289	300,809	294,245	-
C131	Spinning, weaving and finishing of textiles	3	3,266	3,269	59
C141	Manufacture of wearing apparel, except fur apparel	8	6,427	3,521	-
C142	Custom tailoring and dressmaking	22	32,083	27,632	4,818
C151	Tanning and dressing of leather; manufacture of luggage and handbags	3	3,573	3,573	-
C161	Sawmilling and planing of wood	4	1,877	1,722	-
C162	Manufacture of products of wood, cork, straw and plaiting materials	13	59,521	57,692	-
C181	Printing and service activities related to printing	123	318,633	306,115	-
C201	Manufacture of basic chemicals	3	1,697	1,697	-

Table 4.4 Number of Establishments and Value of Output for Manufacturing Establishments by Region and Industry Group: Philippines, 2018

(Value in thousand PhP. Except number of establishments. Details may not add up to total due to rounding and/or suppression.)

Continued

2009 PSIC Code	Region / Industry Description	Number of Establishments	Value of Output		
			Total	Sale of Products and By-Products	Income from Industrial Service Done for Others
		(1)	(2)	(3)	(4)
C202	Manufacture of other chemical products, n.e.c.	S	S	S	S
C210	Manufacture of pharmaceuticals, medicinal chemical and botanical products	S	S	S	S
C222	Manufacture of plastics products	6	8,295	6,352	-
C239	Manufacture of non-metallic mineral products, n.e.c.	37	32,501	32,212	-
C241	Manufacture of basic iron and steel	8	4,254	4,225	-
C242	Manufacture of basic precious and other non-ferrous metals	S	S	S	S
C259	Manufacture of other fabricated metal products; metal working service activities	19	19,164	18,825	-
C282	Manufacture of special purpose machinery	S	S	S	S
C310	Manufacture of furniture	21	33,830	27,671	5,030
C331	Repair of fabricated metal products, machinery and equipment	5	12,885	9,155	4,259
V – Bicol Region		1,339	30,885,673	30,817,048	331,130
C101	Processing and preserving of meat	14	163,787	163,910	6
C102	Processing and preserving of fish, crustaceans and mollusks	28	554,735	523,876	14,123
C103	Processing and preserving of fruits and vegetables	5	37,085	36,326	-
C104	Manufacture of vegetable and animal oils and fats	9	3,477,984	3,327,984	-
C105	Manufacture of dairy products	6	3,328	3,057	246
C106	Manufacture of grain mill products, starches and starch products	67	1,972,633	2,329,639	28,267
C107	Manufacture of other food products	542	2,154,989	2,214,249	-
C108	Manufacture of prepared animal feeds	4	630,266	530,172	-
C110	Manufacture of beverages	249	1,017,069	1,002,372	-
C120	Manufacture of tobacco products	S	S	S	S
C131	Spinning, weaving and finishing of textiles	6	3,250	2,710	-
C139	Manufacture of other textiles	10	330,069	326,638	-
C141	Manufacture of wearing apparel, except fur apparel	19	89,090	42,295	-
C142	Custom tailoring and dressmaking	55	61,337	61,200	-
C151	Tanning and dressing of leather; manufacture of luggage and handbags	3	1,953	671	-
C152	Manufacture of footwear	4	2,653	2,656	-
C162	Manufacture of products of wood, cork, straw and plaiting materials	32	288,201	329,893	-
C170	Manufacture of paper and paper products	5	981,876	947,496	13,776

Table 4.4 Number of Establishments and Value of Output for Manufacturing Establishments by Region and Industry Group: Philippines, 2018*(Value in thousand PhP. Except number of establishments. Details may not add up to total due to rounding and/or suppression.)**Continued*

2009 PSIC Code	Region / Industry Description	Number of Establishments	Value of Output		
			Total	Sale of Products and By-Products	Income from Industrial Service Done for Others
		(1)	(2)	(3)	(4)
C181	Printing and service activities related to printing	93	366,469	278,444	30,776
C201	Manufacture of basic chemicals	3	18,302	15,153	3,148
C210	Manufacture of pharmaceuticals, medicinal chemical and botanical products	5	2,633	-	-
C231	Manufacture of glass and glass products	S	S	S	S
C239	Manufacture of non-metallic mineral products, n.e.c.	29	2,833,528	3,033,131	-
C241	Manufacture of basic iron and steel	12	290,048	114,054	167,292
C242	Manufacture of basic precious and other non-ferrous metals	S	S	S	S
C251	Manufacture of structural metal products, tanks, reservoirs and steam generators	21	37,398	33,933	3,267
C259	Manufacture of other fabricated metal products; metal working service activities	31	13,098	12,160	1,442
C281	Manufacture of general purpose machinery	4	266,079	266,079	-
C282	Manufacture of special purpose machinery	3	45,891	35,031	-
C293	Manufacture of parts and accessories for motor vehicles	3	985	609	-
C310	Manufacture of furniture	25	34,310	34,310	-
C329	Other manufacturing, n.e.c.	19	108,315	64,176	47,333
C331	Repair of fabricated metal products, machinery and equipment	29	164,422	119,421	21,454
VI – Western Visayas		1,425	73,552,335	74,616,292	1,258,913
C101	Processing and preserving of meat	19	5,009,278	4,910,384	93,246
C102	Processing and preserving of fish, crustaceans and mollusks	31	779,793	782,174	6,856
C103	Processing and preserving of fruits and vegetables	S	S	S	S
C104	Manufacture of vegetable and animal oils and fats	5	205,359	206,624	12
C105	Manufacture of dairy products	5	9,027	9,027	-
C106	Manufacture of grain mill products, starches and starch products	107	1,274,247	1,238,550	8,630
C107	Manufacture of other food products	444	33,806,818	35,640,006	876,296
C108	Manufacture of prepared animal feeds	3	5,205,323	5,181,726	-
C110	Manufacture of beverages	282	16,108,326	15,969,874	57,406
C131	Spinning, weaving and finishing of textiles	14	57,170	57,130	-
C139	Manufacture of other textiles	4	14,873	14,873	-
C141	Manufacture of wearing apparel, except fur apparel	17	49,828	49,912	2,632

Table 4.4 Number of Establishments and Value of Output for Manufacturing Establishments by Region and Industry Group: Philippines, 2018*(Value in thousand PhP. Except number of establishments. Details may not add up to total due to rounding and/or suppression.)**Continued*

2009 PSIC Code	Region / Industry Description	Number of Establishments	Value of Output		
			Total	Sale of Products and By-Products	Income from Industrial Service Done for Others
		(1)	(2)	(3)	(4)
C142	Custom tailoring and dressmaking	63	95,756	62,741	8,460
C161	Sawmilling and planing of wood	3	12,074	13,068	-
C162	Manufacture of products of wood, cork, straw and plaiting materials	14	61,652	58,275	135
C181	Printing and service activities related to printing	145	449,464	414,473	33,117
C192	Manufacture of refined petroleum products	S	S	S	S
C201	Manufacture of basic chemicals	9	6,882,109	6,690,160	-
C202	Manufacture of other chemical products, n.e.c.	S	S	S	S
C210	Manufacture of pharmaceuticals, medicinal chemical and botanical products	7	41,499	41,631	-
C221	Manufacture of rubber products	3	1,726	1,726	-
C222	Manufacture of plastics products	21	646,914	634,554	-
C231	Manufacture of glass and glass products	4	4,346	4,346	-
C239	Manufacture of non-metallic mineral products, n.e.c.	99	1,352,523	1,345,245	-
C241	Manufacture of basic iron and steel	14	233,559	183,388	49,237
C243	Casting of metals	5	55,964	54,864	-
C251	Manufacture of structural metal products, tanks, reservoirs and steam generators	17	154,080	153,070	-
C259	Manufacture of other fabricated metal products; metal working service activities	33	108,389	106,328	884
C265	Manufacture of measuring, testing, navigating and control equipment; watches and clocks	S	S	S	S
C267	Manufacture of optical instruments and photographic equipment	S	S	S	S
C282	Manufacture of special purpose machinery	3	236,294	185,259	50,816
C293	Manufacture of parts and accessories for motor vehicles	3	5,548	5,212	10
C310	Manufacture of furniture	12	334,001	318,229	-
C321	Manufacture of jewelry, bijouterie and related articles	5	13,698	13,698	-
C329	Other manufacturing, n.e.c.	11	170,125	165,661	-
C331	Repair of fabricated metal products, machinery and equipment	16	96,594	33,274	71,176
VII – Central Visayas		2,347	307,913,787	293,689,692	8,393,407
C101	Processing and preserving of meat	27	14,804,975	14,620,906	20,902
C102	Processing and preserving of fish, crustaceans and mollusks	34	8,996,050	9,189,682	731
C103	Processing and preserving of fruits and vegetables	21	6,209,927	6,220,656	-

Table 4.4 Number of Establishments and Value of Output for Manufacturing Establishments by Region and Industry Group: Philippines, 2018*(Value in thousand PhP. Except number of establishments. Details may not add up to total due to rounding and/or suppression.)**Continued*

2009 PSIC Code	Region / Industry Description	Number of Establishments	Value of Output		
			Total	Sale of Products and By-Products	Income from Industrial Service Done for Others
		(1)	(2)	(3)	(4)
C104	Manufacture of vegetable and animal oils and fats	14	7,529,282	6,832,452	-
C105	Manufacture of dairy products	6	106,833	106,546	-
C106	Manufacture of grain mill products, starches and starch products	71	2,906,267	2,851,203	11,398
C107	Manufacture of other food products	758	13,622,983	13,508,319	841
C108	Manufacture of prepared animal feeds	19	28,829,225	28,635,482	125,069
C110	Manufacture of beverages	247	17,412,967	13,874,627	1,279
C131	Spinning, weaving and finishing of textiles	4	149,428	147,393	-
C139	Manufacture of other textiles	13	693,857	705,907	-
C141	Manufacture of wearing apparel, except fur apparel	53	9,092,191	7,460,825	1,600,180
C142	Custom tailoring and dressmaking	50	38,612	38,612	-
C151	Tanning and dressing of leather; manufacture of luggage and handbags	S	S	S	S
C152	Manufacture of footwear	16	815,712	794,702	-
C161	Sawmilling and planing of wood	8	1,011,843	944,672	-
C162	Manufacture of products of wood, cork, straw and plaiting materials	15	1,551,412	1,525,505	16,657
C170	Manufacture of paper and paper products	19	3,290,643	3,369,419	-
C181	Printing and service activities related to printing	268	1,840,084	1,762,531	77,666
C201	Manufacture of basic chemicals	18	8,524,876	8,030,280	-
C202	Manufacture of other chemical products, n.e.c.	36	5,074,491	5,075,369	5,943
C210	Manufacture of pharmaceuticals, medicinal chemical and botanical products	4	2,461,640	2,474,107	-
C221	Manufacture of rubber products	7	2,731,884	2,649,750	-
C222	Manufacture of plastics products	71	6,200,887	6,173,379	65
C231	Manufacture of glass and glass products	7	2,162,863	2,135,498	-
C239	Manufacture of non-metallic mineral products, n.e.c.	45	30,714,094	30,795,497	-
C241	Manufacture of basic iron and steel	29	10,777,132	10,480,026	363,142
C242	Manufacture of basic precious and other non-ferrous metals	S	S	S	S
C243	Casting of metals	8	1,637,683	1,605,111	5,201
C251	Manufacture of structural metal products, tanks, reservoirs and steam generators	10	1,255,336	1,291,722	28,420
C252	Manufacture of weapons and ammunition	S	S	S	S
C259	Manufacture of other fabricated metal products; metal working service activities	50	5,833,103	5,520,478	89,967

Table 4.4 Number of Establishments and Value of Output for Manufacturing Establishments by Region and Industry Group: Philippines, 2018

(Value in thousand PhP. Except number of establishments. Details may not add up to total due to rounding and/or suppression.)

Continued

2009 PSIC Code	Region / Industry Description	Number of Establishments	Value of Output		
			Total	Sale of Products and By-Products	Income from Industrial Service Done for Others
		(1)	(2)	(3)	(4)
C261	Manufacture of electronic components	10	20,784,689	20,472,842	-
C262	Manufacture of computers and peripheral equipment and accessories	S	S	S	S
C263	Manufacture of communication equipment	S	S	S	S
C264	Manufacture of consumer electronics	3	5,797,840	5,729,224	-
C265	Manufacture of measuring, testing, navigating and control equipment; watches and clocks	5	1,410,462	353,574	1,054,746
C267	Manufacture of optical instruments and photographic equipment	12	6,930,280	6,956,284	-
C271	Manufacture of electric motors, generators, transformers and electricity distribution and control apparatus	7	2,087,102	2,071,223	32,556
C273	Manufacture of wiring and wiring devices	S	S	S	S
C274	Manufacture of electric lighting equipment	4	812,304	673,014	128,859
C275	Manufacture of domestic appliances	S	S	S	S
C279	Manufacture of other electrical equipment	S	S	S	S
C281	Manufacture of general purpose machinery	5	3,398,609	3,382,515	-
C282	Manufacture of special purpose machinery	5	234,599	220,991	17,014
C291	Manufacture of motor vehicles	10	2,883,081	2,457,256	377,352
C293	Manufacture of parts and accessories for motor vehicles	8	8,439,864	5,016,099	3,415,945
C301	Building of ships and boats	13	27,892,344	27,926,185	230,705
C309	Manufacture of transport equipment, n.e.c.	3	4,660,039	4,686,186	-
C310	Manufacture of furniture	173	8,486,833	8,394,699	26,134
C321	Manufacture of jewelry, bijouterie and related articles	37	1,563,375	1,551,031	-
C322	Manufacture of musical instruments	S	S	S	S
C323	Manufacture of sports goods	S	S	S	S
C324	Manufacture of games and toys	S	S	S	S
C325	Manufacture of medical and dental instruments and supplies	15	3,813,962	3,143,046	-
C329	Other manufacturing, n.e.c.	24	1,087,730	1,080,417	-
C331	Repair of fabricated metal products, machinery and equipment	66	1,018,745	255,617	762,442
VIII – Eastern Visayas		1,415	112,924,431	116,192,319	41,854
C101	Processing and preserving of meat	S	S	S	S
C102	Processing and preserving of fish, crustaceans and mollusks	8	316,490	316,550	-

Table 4.4 Number of Establishments and Value of Output for Manufacturing Establishments by Region and Industry Group: Philippines, 2018*(Value in thousand PhP. Except number of establishments. Details may not add up to total due to rounding and/or suppression.)**Continued*

2009 PSIC Code	Region / Industry Description	Number of Establishments	Value of Output		
			Total	Sale of Products and By-Products	Income from Industrial Service Done for Others
		(1)	(2)	(3)	(4)
C103	Processing and preserving of fruits and vegetables	5	36,892	35,752	-
C104	Manufacture of vegetable and animal oils and fats	7	4,304,059	4,342,086	-
C105	Manufacture of dairy products	S	S	S	S
C106	Manufacture of grain mill products, starches and starch products	100	622,810	587,698	8,412
C107	Manufacture of other food products	646	5,909,184	5,840,668	-
C110	Manufacture of beverages	365	3,775,592	3,738,161	-
C131	Spinning, weaving and finishing of textiles	4	1,954	133	-
C139	Manufacture of other textiles	S	S	S	S
C141	Manufacture of wearing apparel, except fur apparel	8	8,134	7,885	-
C142	Custom tailoring and dressmaking	34	21,340	21,772	-
C162	Manufacture of products of wood, cork, straw and plaiting materials	13	8,038	16,673	-
C170	Manufacture of paper and paper products	7	2,099,988	2,186,059	-
C181	Printing and service activities related to printing	76	296,844	285,002	-
C201	Manufacture of basic chemicals	7	768,173	612,899	-
C210	Manufacture of pharmaceuticals, medicinal chemical and botanical products	S	S	S	S
C222	Manufacture of plastics products	9	67,766	65,354	-
C231	Manufacture of glass and glass products	6	32,592	32,613	-
C239	Manufacture of non-metallic mineral products, n.e.c.	38	34,886	26,613	1,547
C241	Manufacture of basic iron and steel	3	7,161	7,161	-
C242	Manufacture of basic precious and other non-ferrous metals	S	S	S	S
C243	Casting of metals	S	S	S	S
C251	Manufacture of structural metal products, tanks, reservoirs and steam generators	5	24,111	24,091	-
C259	Manufacture of other fabricated metal products; metal working service activities	38	22,681	22,435	252
C273	Manufacture of wiring and wiring devices	S	S	S	S
C282	Manufacture of special purpose machinery	S	S	S	S
C310	Manufacture of furniture	4	7,704	7,312	-
C321	Manufacture of jewelry, bijouterie and related articles	5	1,771	-	1,771
C329	Other manufacturing, n.e.c.	12	52,820	53,273	-
C331	Repair of fabricated metal products, machinery and equipment	6	86,967	57,095	29,872

Table 4.4 Number of Establishments and Value of Output for Manufacturing Establishments by Region and Industry Group: Philippines, 2018*(Value in thousand PhP. Except number of establishments. Details may not add up to total due to rounding and/or suppression.)**Continued*

2009 PSIC Code	Region / Industry Description	Number of Establishments	Value of Output		
			Total	Sale of Products and By-Products	Income from Industrial Service Done for Others
		(1)	(2)	(3)	(4)
IX – Zamboanga Peninsula		1,278	43,432,473	45,729,511	730,446
C101	Processing and preserving of meat	12	685,621	688,082	-
C102	Processing and preserving of fish, crustaceans and mollusks	29	15,102,736	14,936,861	-
C104	Manufacture of vegetable and animal oils and fats	6	14,518,806	17,872,158	-
C105	Manufacture of dairy products	4	1,731	1,420	-
C106	Manufacture of grain mill products, starches and starch products	133	1,004,535	977,730	19,181
C107	Manufacture of other food products	649	5,909,172	5,808,591	2,864
C108	Manufacture of prepared animal feeds	S	S	S	S
C110	Manufacture of beverages	151	777,952	267,133	498,443
C139	Manufacture of other textiles	S	S	S	S
C142	Custom tailoring and dressmaking	37	88,720	81,573	-
C161	Sawmilling and 494lanning of wood	4	5,415	5,409	-
C162	Manufacture of products of wood, cork, straw and plaiting materials	S	S	S	S
C181	Printing and service activities related to printing	81	157,359	156,218	-
C221	Manufacture of rubber products	5	1,493,303	1,477,534	13,875
C222	Manufacture of plastics products	8	75,262	68,833	6,414
C231	Manufacture of glass and glass products	4	9,563	9,769	-
C239	Manufacture of non-metallic mineral products, n.e.c.	36	131,499	131,068	-
C241	Manufacture of basic iron and steel	5	77,202	7,909	68,107
C251	Manufacture of structural metal products, tanks, reservoirs and steam generators	12	23,810	2,467	12,953
C259	Manufacture of other fabricated metal products; metal working service activities	23	2,106,131	2,176,345	11,871
C310	Manufacture of furniture	26	108,594	99,114	500
C321	Manufacture of jewelry, bijouterie and related articles	S	S	S	S
C329	Other manufacturing, n.e.c.	4	6,000	-	6,000
C331	Repair of fabricated metal products, machinery and equipment	44	121,235	30,119	90,238
X – Northern Mindanao		1,124	143,845,659	138,835,243	1,163,787
C101	Processing and preserving of meat	23	633,511	399,036	240,283
C102	Processing and preserving of fish, crustaceans and mollusks	S	S	S	S
C103	Processing and preserving of fruits and vegetables	15	26,298,150	25,794,181	1,443
C104	Manufacture of vegetable and animal oils and fats	9	13,620,812	13,506,087	274,197
C105	Manufacture of dairy products	6	89,294	89,562	103

Table 4.4 Number of Establishments and Value of Output for Manufacturing Establishments by Region and Industry Group: Philippines, 2018*(Value in thousand PhP. Except number of establishments. Details may not add up to total due to rounding and/or suppression.)**Continued*

2009 PSIC Code	Region / Industry Description	Number of Establishments	Value of Output		
			Total	Sale of Products and By-Products	Income from Industrial Service Done for Others
		(1)	(2)	(3)	(4)
C106	Manufacture of grain mill products, starches and starch products	36	29,933,842	28,984,425	10,000
C107	Manufacture of other food products	409	7,101,641	6,347,835	11,762
C108	Manufacture of prepared animal feeds	7	15,896,695	15,896,998	-
C110	Manufacture of beverages	182	10,093,027	9,098,344	-
C131	Spinning, weaving and finishing of textiles	3	831	837	-
C139	Manufacture of other textiles	5	9,295	9,274	-
C141	Manufacture of wearing apparel, except fur apparel	10	92,155	85,582	-
C142	Custom tailoring and dressmaking	43	88,855	72,951	2,893
C152	Manufacture of footwear	4	191,915	199,550	-
C161	Sawmilling and 495lanning of wood	15	631,849	606,631	3,660
C162	Manufacture of products of wood, cork, straw and plaiting materials	14	381,025	392,607	-
C170	Manufacture of paper and paper products	6	4,015,289	4,059,698	-
C181	Printing and service activities related to printing	92	352,098	328,981	26,443
C192	Manufacture of refined petroleum products	3	7,066	4,829	-
C201	Manufacture of basic chemicals	11	22,296,773	22,183,913	-
C202	Manufacture of other chemical products, n.e.c.	4	4,985,408	4,319,973	-
C210	Manufacture of pharmaceuticals, medicinal chemical and botanical products	S	S	S	S
C221	Manufacture of rubber products	S	S	S	S
C222	Manufacture of plastics products	22	229,815	192,097	3,554
C231	Manufacture of glass and glass products	3	4,671	4,563	108
C239	Manufacture of non-metallic mineral products, n.e.c.	38	2,762,643	2,728,258	29,157
C241	Manufacture of basic iron and steel	10	1,171,221	1,051,460	132,325
C243	Casting of metals	3	11,424	12,182	-
C251	Manufacture of structural metal products, tanks, reservoirs and steam generators	26	473,008	460,646	8,787
C259	Manufacture of other fabricated metal products; metal working service activities	17	106,052	100,456	10,000
C264	Manufacture of consumer electronics	S	S	S	S
C271	Manufacture of electric motors, generators, transformers and electricity distribution and control apparatus	S	S	S	S
C281	Manufacture of general purpose machinery	S	S	S	S

Table 4.4 Number of Establishments and Value of Output for Manufacturing Establishments by Region and Industry Group: Philippines, 2018

(Value in thousand PhP. Except number of establishments. Details may not add up to total due to rounding and/or suppression.)

Continued

2009 PSIC Code	Region / Industry Description	Number of Establishments	Value of Output		
			Total	Sale of Products and By-Products	Income from Industrial Service Done for Others
		(1)	(2)	(3)	(4)
C282	Manufacture of special purpose machinery	S	S	S	S
C291	Manufacture of motor vehicles	3	54,221	54,221	-
C293	Manufacture of parts and accessories for motor vehicles	3	6,859	6,776	-
C310	Manufacture of furniture	39	328,239	269,834	-
C321	Manufacture of jewelry, bijouterie and related articles	S	S	S	S
C324	Manufacture of games and toys	S	S	S	S
C329	Other manufacturing, n.e.c.	S	S	S	S
C331	Repair of fabricated metal products, machinery and equipment	49	1,358,268	980,125	406,135
XI – Davao Region		1,478	122,462,941	118,102,472	1,819,424
C101	Processing and preserving of meat	13	1,264,924	1,073,486	208,924
C102	Processing and preserving of fish, crustaceans and mollusks	5	450,159	28,641	421,518
C103	Processing and preserving of fruits and vegetables	13	1,225,986	1,189,915	-
C104	Manufacture of vegetable and animal oils and fats	17	23,025,203	22,074,364	39,371
C105	Manufacture of dairy products	5	12,167	10,760	-
C106	Manufacture of grain mill products, starches and starch products	131	3,098,205	2,921,011	156,820
C107	Manufacture of other food products	430	15,751,777	15,622,738	15,346
C108	Manufacture of prepared animal feeds	7	19,286,057	19,068,137	-
C110	Manufacture of beverages	270	15,817,964	14,312,520	56,485
C120	Manufacture of tobacco products	S	S	S	S
C139	Manufacture of other textiles	19	232,517	230,978	100
C141	Manufacture of wearing apparel, except fur apparel	23	132,458	132,131	-
C142	Custom tailoring and dressmaking	41	113,992	112,385	-
C152	Manufacture of footwear	5	7,120	7,120	-
C161	Sawmilling and 496lanning of wood	3	54,568	33,156	15,697
C162	Manufacture of products of wood, cork, straw and plaiting materials	31	2,105,029	1,982,510	-
C170	Manufacture of paper and paper products	15	6,114,155	5,916,666	206,265
C181	Printing and service activities related to printing	123	1,843,479	1,829,579	936
C192	Manufacture of refined petroleum products	S	S	S	S
C201	Manufacture of basic chemicals	22	488,990	344,929	-
C202	Manufacture of other chemical products, n.e.c.	8	5,192,011	5,434,741	-
C210	Manufacture of pharmaceuticals, medicinal chemical and botanical products	8	1,135,060	1,351,496	-
C221	Manufacture of rubber products	4	43,253	43,253	-

Table 4.4 Number of Establishments and Value of Output for Manufacturing Establishments by Region and Industry Group: Philippines, 2018

(Value in thousand PhP. Except number of establishments. Details may not add up to total due to rounding and/or suppression.)

Continued

2009 PSIC Code	Region / Industry Description	Number of Establishments	Value of Output		
			Total	Sale of Products and By-Products	Income from Industrial Service Done for Others
		(1)	(2)	(3)	(4)
C222	Manufacture of plastics products	42	7,095,079	6,999,663	25,083
C231	Manufacture of glass and glass products	4	59,105	18,837	39,639
C239	Manufacture of non-metallic mineral products, n.e.c.	46	9,487,730	9,487,463	-
C241	Manufacture of basic iron and steel	11	1,368,211	1,371,120	7,039
C242	Manufacture of basic precious and other non-ferrous metals	3	443,302	840	434,910
C243	Casting of metals	S	S	S	S
C251	Manufacture of structural metal products, tanks, reservoirs and steam generators	15	1,556,114	1,578,500	-
C252	Manufacture of weapons and ammunition	S	S	S	S
C259	Manufacture of other fabricated metal products; metal working service activities	10	290,733	373,975	-
C265	Manufacture of measuring, testing, navigating and control equipment; watches and clocks	S	S	S	S
C271	Manufacture of electric motors, generators, transformers and electricity distribution and control apparatus	S	S	S	S
C275	Manufacture of domestic appliances	3	14,438	14,438	-
C281	Manufacture of general purpose machinery	4	50,587	50,587	-
C282	Manufacture of special purpose machinery	26	391,574	391,371	-
C291	Manufacture of motor vehicles	S	S	S	S
C293	Manufacture of parts and accessories for motor vehicles	3	429	429	-
C301	Building of ships and boats	S	S	S	S
C310	Manufacture of furniture	48	741,277	706,256	-
C321	Manufacture of jewelry, bijouterie and related articles	5	144,390	144,390	-
C329	Other manufacturing, n.e.c.	11	148,952	148,926	-
C331	Repair of fabricated metal products, machinery and equipment	44	674,606	483,302	191,196
XII – SOCCSKSARGEN		1,220	59,748,105	56,466,305	1,519,667
C101	Processing and preserving of meat	6	583,421	429,251	146,958
C102	Processing and preserving of fish, crustaceans and mollusks	24	33,512,710	31,933,047	141,416
C103	Processing and preserving of fruits and vegetables	S	S	S	S
C104	Manufacture of vegetable and animal oils and fats	7	10,215,337	10,107,003	-
C105	Manufacture of dairy products	3	12,772	12,802	-

Table 4.4 Number of Establishments and Value of Output for Manufacturing Establishments by Region and Industry Group: Philippines, 2018

(Value in thousand PhP. Except number of establishments. Details may not add up to total due to rounding and/or suppression.)

Continued

2009 PSIC Code	Region / Industry Description	Number of Establishments	Value of Output		
			Total	Sale of Products and By-Products	Income from Industrial Service Done for Others
		(1)	(2)	(3)	(4)
C106	Manufacture of grain mill products, starches and starch products	180	1,504,712	1,278,215	142,977
C107	Manufacture of other food products	390	4,883,546	4,999,978	14,900
C108	Manufacture of prepared animal feeds	3	495,812	486,732	8,486
C110	Manufacture of beverages	250	772,903	691,173	-
C131	Spinning, weaving and finishing of textiles	6	5,699	5,524	-
C139	Manufacture of other textiles	3	55,972	55,972	-
C141	Manufacture of wearing apparel, except fur apparel	13	31,984	31,984	-
C142	Custom tailoring and dressmaking	51	67,263	49,406	723
C161	Sawmilling and planing of wood	7	50,915	50,705	-
C162	Manufacture of products of wood, cork, straw and plaiting materials	8	86,287	85,718	-
C170	Manufacture of paper and paper products	4	485,147	438,410	45,619
C181	Printing and service activities related to printing	107	507,177	444,064	66,073
C192	Manufacture of refined petroleum products	S	S	S	S
C201	Manufacture of basic chemicals	10	129,280	129,550	-
C202	Manufacture of other chemical products, n.e.c.	S	S	S	S
C221	Manufacture of rubber products	S	S	S	S
C222	Manufacture of plastics products	S	S	S	S
C231	Manufacture of glass and glass products	S	S	S	S
C239	Manufacture of non-metallic mineral products, n.e.c.	32	189,684	190,939	-
C241	Manufacture of basic iron and steel	12	108,974	103,210	3,349
C243	Casting of metals	S	S	S	S
C251	Manufacture of structural metal products, tanks, reservoirs and steam generators	13	729,066	715,973	-
C259	Manufacture of other fabricated metal products; metal working service activities	42	3,283,553	3,006,051	154,562
C301	Building of ships and boats	S	S	S	S
C310	Manufacture of furniture	10	247,156	232,653	-
C323	Manufacture of sports goods	S	S	S	S
C331	Repair of fabricated metal products, machinery and equipment	29	929,794	220,235	695,251
XIII – Caraga		1,050	30,286,896	28,717,278	535,584
C101	Processing and preserving of meat	9	59,236	8,147	51,089
C102	Processing and preserving of fish, crustaceans and mollusks	S	S	S	S
C103	Processing and preserving of fruits and vegetables	S	S	S	S

Table 4.4 Number of Establishments and Value of Output for Manufacturing Establishments by Region and Industry Group: Philippines, 2018*(Value in thousand PhP. Except number of establishments. Details may not add up to total due to rounding and/or suppression.)**Continued*

2009 PSIC Code	Region / Industry Description	Number of Establishments	Value of Output		
			Total	Sale of Products and By-Products	Income from Industrial Service Done for Others
		(1)	(2)	(3)	(4)
C104	Manufacture of vegetable and animal oils and fats	5	2,619,712	2,563,158	10,113
C106	Manufacture of grain mill products, starches and starch products	46	424,500	402,039	19,284
C107	Manufacture of other food products	498	2,902,452	2,829,162	-
C108	Manufacture of prepared animal feeds	4	17	17	-
C110	Manufacture of beverages	167	58,400	58,312	-
C139	Manufacture of other textiles	3	381	277	-
C141	Manufacture of wearing apparel, except fur apparel	3	26,132	26,132	-
C142	Custom tailoring and dressmaking	22	28,192	28,152	-
C161	Sawmilling and 499lanning of wood	7	154,147	140,576	420
C162	Manufacture of products of wood, cork, straw and plaiting materials	10	1,834,006	1,719,651	9,669
C181	Printing and service activities related to printing	86	174,961	158,093	11,200
C201	Manufacture of basic chemicals	S	S	S	S
C202	Manufacture of other chemical products, n.e.c.	13	470,718	433,476	-
C231	Manufacture of glass and glass products	S	S	S	S
C239	Manufacture of non-metallic mineral products, n.e.c.	35	935,447	933,274	-
C241	Manufacture of basic iron and steel	3	14,687	12,529	2,218
C242	Manufacture of basic precious and other non-ferrous metals	S	S	S	S
C259	Manufacture of other fabricated metal products; metal working service activities	32	135,827	115,137	4,538
C275	Manufacture of domestic appliances	3	273	208	-
C301	Building of ships and boats	S	S	S	S
C309	Manufacture of transport equipment, n.e.c.	7	9,735	9,735	-
C310	Manufacture of furniture	29	57,175	55,362	-
C321	Manufacture of jewelry, bijouterie and related articles	9	1,518	506	322
C324	Manufacture of games and toys	3	344	327	-
C329	Other manufacturing, n.e.c.	12	29,637	29,548	-
C331	Repair of fabricated metal products, machinery and equipment	34	141,813	57,920	76,500
	Autonomous Region in Muslim Mindanao	343	8,288,058	4,661,917	4,831
C104	Manufacture of vegetable and animal oils and fats	S	S	S	S
C106	Manufacture of grain mill products, starches and starch products	46	7,354,594	3,892,252	-
C107	Manufacture of other food products	83	115,143	91,885	-

Table 4.4 Number of Establishments and Value of Output for Manufacturing Establishments by Region and Industry Group:
Philippines, 2018

(Value in thousand PhP. Except number of establishments. Details may not add up to total due to rounding and/or suppression.)

Continued

2009 PSIC Code	Region / Industry Description	Number of Establishments	Value of Output		
			Total	Sale of Products and By-Products	Income from Industrial Service Done for Others
		(1)	(2)	(3)	(4)
C108	Manufacture of prepared animal feeds	3	798	752	-
C110	Manufacture of beverages	124	164,612	127,495	-
C142	Custom tailoring and dressmaking	22	30,077	24,613	-
C181	Printing and service activities related to printing	46	16,125	11,867	4,563
C221	Manufacture of rubber products	S	S	S	S
C239	Manufacture of non-metallic mineral products, n.e.c.	7	1,331	969	-
C251	Manufacture of structural metal products, tanks, reservoirs and steam generators	5	4,270	3,442	267
C310	Manufacture of furniture	5	150,107	80,823	-

Table 4.4 Number of Establishments and Value of Output for Manufacturing Establishments by Region and Industry Group: Philippines, 2018

(Value in thousand PhP. Except number of establishments. Details may not add up to total due to rounding and/or suppression.)

Continued

2009 PSIC Code	Region / Industry Description	Value of Output		
		Sale of Goods Less Cost of Goods Sold	Tangible Fixed Assets Produced on Own Account	Change in Inventory of Finished Products and Work-in-Progress
		(5)	(6)	(7)
	Philippines	6,302,986	8,334,917	70,197,633
C101	Processing and preserving of meat	397,568	700,699	1,172,428
C102	Processing and preserving of fish, crustaceans and mollusks	-68,998	16,419	2,883,004
C103	Processing and preserving of fruits and vegetables	-33,534,096	1,322	1,302,849
C104	Manufacture of vegetable and animal oils and fats	-1,444,276	44,929	3,500,723
C105	Manufacture of dairy products	14,503,702	-	218,509
C106	Manufacture of grain mill products, starches and starch products	236,481	3,588,534	1,835,310
C107	Manufacture of other food products	4,952,583	257,099	-914,870
C108	Manufacture of prepared animal feeds	610,769	208,659	1,679,799
C110	Manufacture of beverages	13,427,252	636,987	652,246
C120	Manufacture of tobacco products	-	-	-344,080
C131	Spinning, weaving and finishing of textiles	8,773	-	131,771
C139	Manufacture of other textiles	5,598	-	141,615
C141	Manufacture of wearing apparel, except fur apparel	39,366	4,605	1,056,280
C142	Custom tailoring and dressmaking	10,430	23,651	3,742
C143	Manufacture of knitted and crocheted apparel	-88,719	-	10,989
C151	Tanning and dressing of leather; manufacture of luggage and handbags	-77,783	-	213,520
C152	Manufacture of footwear	85,382	-	113,846
C161	Sawmilling and planing of wood	17,979	-	112,779
C162	Manufacture of products of wood, cork, straw and plaiting materials	-7,775	2,275	753,674
C170	Manufacture of paper and paper products	-1,618,394	4,014	864,887
C181	Printing and service activities related to printing	-178,378	5,231	92,620
C182	Reproduction of recorded media	-	-	2,450
C192	Manufacture of refined petroleum products	6,591	-	42,078,309
C199	Manufacture of other fuel products	-	-	70,786
C201	Manufacture of basic chemicals	5,986,537	3,109	2,259,596
C202	Manufacture of other chemical products, n.e.c.	727,748	198,340	1,217,036
C203	Manufacture of man-made fibers	S	S	S
C210	Manufacture of pharmaceuticals, medicinal chemical and botanical products	-217,924	-	-6,989,807
C221	Manufacture of rubber products	36,215	260	718,986
C222	Manufacture of plastics products	582,093	13,188	2,760,963
C231	Manufacture of glass and glass products	197,439	-	745,243

Table 4.4 Number of Establishments and Value of Output for Manufacturing Establishments by Region and Industry Group:
Philippines, 2018

(Value in thousand PhP. Except number of establishments. Details may not add up to total due to rounding and/or suppression.)

Continued

2009 PSIC Code	Region / Industry Description	Value of Output		
		Sale of Goods Less Cost of Goods Sold	Tangible Fixed Assets Produced on Own Account	Change in Inventory of Finished Products and Work-in-Progress
		(5)	(6)	(7)
C239	Manufacture of non-metallic mineral products, n.e.c.	308,586	724	-490,699
C241	Manufacture of basic iron and steel	6,734	-	1,309,298
C242	Manufacture of basic precious and other non-ferrous metals	-	4,123	-2,096,878
C243	Casting of metals	-	-	224,783
C251	Manufacture of structural metal products, tanks, reservoirs and steam generators	-398,741	1,162	162,923
C252	Manufacture of weapons and ammunition	-	-	101,308
C259	Manufacture of other fabricated metal products; metal working service activities	310,475	26,805	-764,162
C261	Manufacture of electronic components	68,535	64,205	571,819
C262	Manufacture of computers and peripheral equipment and accessories	10,660	321	1,881,487
C263	Manufacture of communication equipment	-	-	-130,727
C264	Manufacture of consumer electronics	2,189	-	-747,271
C265	Manufacture of measuring, testing, navigating and control equipment; watches and clocks	-	-	6,784
C267	Manufacture of optical instruments and photographic equipment	-	1,102,430	365,352
C271	Manufacture of electric motors, generators, transformers and electricity distribution and control apparatus	30,014	-	438,933
C272	Manufacture of batteries and accumulators	3,904	-	1,189,279
C273	Manufacture of wiring and wiring devices	42,837	12,660	1,014,454
C274	Manufacture of electric lighting equipment	5,599	-	255,414
C275	Manufacture of domestic appliances	65	-	-32,842
C279	Manufacture of other electrical equipment	-	-	295,650
C281	Manufacture of general purpose machinery	-1,745,624	2,330	13,842
C282	Manufacture of special purpose machinery	-186,699	2,896	-39,547
C291	Manufacture of motor vehicles	134,131	32,490	1,850,597
C292	Manufacture of bodies (coachwork) for motor vehicles; manufacture of trailers and semi-trailers	3,001	-	-112,663
C293	Manufacture of parts and accessories for motor vehicles	61,020	989,788	864,234

Table 4.4 Number of Establishments and Value of Output for Manufacturing Establishments by Region and Industry Group:
Philippines, 2018

(Value in thousand PhP. Except number of establishments. Details may not add up to total due to rounding and/or suppression.)

Continued

2009 PSIC Code	Region / Industry Description	Value of Output		
		Sale of Goods Less Cost of Goods Sold	Tangible Fixed Assets Produced on Own Account	Change in Inventory of Finished Products and Work-in-Progress
		(5)	(6)	(7)
C301	Building of ships and boats	101,739	41,810	858,838
C302	Manufacture of railway locomotive and rolling stock	S	S	S
C303	Manufacture of air and spacecraft and related machinery	224,475	-	-1,127,502
C309	Manufacture of transport equipment, n.e.c.	2,455,022	87,042	4,432,856
C310	Manufacture of furniture	161,114	90,103	540,006
C321	Manufacture of jewelry, bijouterie and related articles	5,226	-	13,603
C322	Manufacture of musical instruments	-	-	3,669
C323	Manufacture of sports goods	-	-	6,200
C324	Manufacture of games and toys	43,579	-	16,084
C325	Manufacture of medical and dental instruments and supplies	433	166,406	811,577
C329	Other manufacturing, n.e.c.	24,706	-	139,171
C331	Repair of fabricated metal products, machinery and equipment	33,843	301	81,434
C332	Installation of industrial machinery and equipment	-	-	-13,868
	National Capital Region	-35,162,042	222,385	7,121,628
C101	Processing and preserving of meat	154,069	547	403,324
C102	Processing and preserving of fish, crustaceans and mollusks	-	-	1,075,844
C103	Processing and preserving of fruits and vegetables	-33,445,744	-	154,994
C104	Manufacture of vegetable and animal oils and fats	-7,375	-	2,562,184
C105	Manufacture of dairy products	14,743	-	-22,248
C106	Manufacture of grain mill products, starches and starch products	2,054	-	552,894
C107	Manufacture of other food products	164,548	3,155	850,956
C108	Manufacture of prepared animal feeds	-	-	1,056,303
C110	Manufacture of beverages	38,433	-	110,418
C120	Manufacture of tobacco products	-	-	-185,821
C131	Spinning, weaving and finishing of textiles	-	-	-47,365
C139	Manufacture of other textiles	-	-	126,080
C141	Manufacture of wearing apparel, except fur apparel	-42,862	88	764,080
C142	Custom tailoring and dressmaking	-24,257	-	-8,606
C143	Manufacture of knitted and crocheted apparel	-88,719	-	-57,400
C151	Tanning and dressing of leather; manufacture of luggage and handbags	-79,065	-	-33,445
C152	Manufacture of footwear	85,382	-	70,285
C161	Sawmilling and planing of wood	-	-	23,786

Table 4.4 Number of Establishments and Value of Output for Manufacturing Establishments by Region and Industry Group:
Philippines, 2018

(Value in thousand PhP. Except number of establishments. Details may not add up to total due to rounding and/or suppression.)

Continued

2009 PSIC Code	Region / Industry Description	Value of Output		
		Sale of Goods Less Cost of Goods Sold	Tangible Fixed Assets Produced on Own Account	Change in Inventory of Finished Products and Work-in-Progress
		(5)	(6)	(7)
C162	Manufacture of products of wood, cork, straw and plaiting materials	-	-	29,326
C170	Manufacture of paper and paper products	-742,908	4,014	446,295
C181	Printing and service activities related to printing	-268,352	-	34,785
C192	Manufacture of refined petroleum products	-	-	14,067
C199	Manufacture of other fuel products	S	S	S
C201	Manufacture of basic chemicals	611,653	-	528,422
C202	Manufacture of other chemical products, n.e.c.	98,680	186,960	278,668
C203	Manufacture of man-made fibers	S	S	S
C210	Manufacture of pharmaceuticals, medicinal chemical and botanical products	-228,901	-	-7,036,687
C221	Manufacture of rubber products	35,190	-	290,316
C222	Manufacture of plastics products	180,032	902	1,756,502
C231	Manufacture of glass and glass products	69,741	-	455,182
C239	Manufacture of non-metallic mineral products, n.e.c.	18,451	-	16,980
C241	Manufacture of basic iron and steel	-149,071	-	2,668,087
C242	Manufacture of basic precious and other non-ferrous metals	-	-	156,995
C243	Casting of metals	-	-	39,880
C251	Manufacture of structural metal products, tanks, reservoirs and steam generators	117	-	-202,377
C252	Manufacture of weapons and ammunition	-	-	100,617
C259	Manufacture of other fabricated metal products; metal working service activities	17,633	22,248	-893,386
C261	Manufacture of electronic components	-	-	711,097
C262	Manufacture of computers and peripheral equipment and accessories	S	S	S
C264	Manufacture of consumer electronics	2,189	-	34,754
C265	Manufacture of measuring, testing, navigating and control equipment; watches and clocks	-	-	-5,281
C267	Manufacture of optical instruments and photographic equipment	S	S	S
C271	Manufacture of electric motors, generators, transformers and electricity distribution and control apparatus	-	-	33,291

Table 4.4 Number of Establishments and Value of Output for Manufacturing Establishments by Region and Industry Group:
Philippines, 2018

(Value in thousand PhP. Except number of establishments. Details may not add up to total due to rounding and/or suppression.)

Continued

2009 PSIC Code	Region / Industry Description	Value of Output		
		Sale of Goods Less Cost of Goods Sold	Tangible Fixed Assets Produced on Own Account	Change in Inventory of Finished Products and Work-in-Progress
		(5)	(6)	(7)
C272	Manufacture of batteries and accumulators	S	S	S
C273	Manufacture of wiring and wiring devices	-	-	-8,888
C274	Manufacture of electric lighting equipment	-	-	-1,869
C275	Manufacture of domestic appliances	-	-	-58,597
C279	Manufacture of other electrical equipment	-	-	10,541
C281	Manufacture of general purpose machinery	-1,290,866	-	-297,739
C282	Manufacture of special purpose machinery	-333,367	-	17,405
C291	Manufacture of motor vehicles	-	-	30,064
C292	Manufacture of bodies (coachwork) for motor vehicles; manufacture of trailers and semi-trailers	-	-	-223,586
C293	Manufacture of parts and accessories for motor vehicles	-	-	91,091
C301	Building of ships and boats	-	-	-
C303	Manufacture of air and spacecraft and related machinery	S	S	S
C309	Manufacture of transport equipment, n.e.c.	-	-	255,794
C310	Manufacture of furniture	-	4,472	368,626
C321	Manufacture of jewelry, bijouterie and related articles	-	-	1,620
C322	Manufacture of musical instruments	S	S	S
C323	Manufacture of sports goods	-	-	-89
C324	Manufacture of games and toys	-	-	15,384
C325	Manufacture of medical and dental instruments and supplies	151	-	29,044
C329	Other manufacturing, n.e.c.	26,758	-	149,318
C331	Repair of fabricated metal products, machinery and equipment	3,905	-	22,374
C332	Installation of industrial machinery and equipment	-	-	-
C101	Processing and preserving of meat	-	-	-
C102	Processing and preserving of fish, crustaceans and mollusks	-	-	-
C103	Processing and preserving of fruits and vegetables	36	-	1,216
C105	Manufacture of dairy products	S	S	S
C106	Manufacture of grain mill products, starches and starch products	62	-	-
C107	Manufacture of other food products	1,696	-	10,900
C110	Manufacture of beverages	-	-	-415
C131	Spinning, weaving and finishing of textiles	201	-	-917
C139	Manufacture of other textiles	-	-	-209

Table 4.4 Number of Establishments and Value of Output for Manufacturing Establishments by Region and Industry Group:
Philippines, 2018

(Value in thousand PhP. Except number of establishments. Details may not add up to total due to rounding and/or suppression.)

Continued

2009 PSIC Code	Region / Industry Description	Value of Output		
		Sale of Goods Less Cost of Goods Sold	Tangible Fixed Assets Produced on Own Account	Change in Inventory of Finished Products and Work-in-Progress
		(5)	(6)	(7)
C141	Manufacture of wearing apparel, except fur apparel	S	S	S
C142	Custom tailoring and dressmaking	543	-	3,843
C162	Manufacture of products of wood, cork, straw and plaiting materials	343	-	-352
C181	Printing and service activities related to printing	1,977	-	-2,552
C201	Manufacture of basic chemicals	-	-	-
C221	Manufacture of rubber products	-	-	-11
C222	Manufacture of plastics products	S	S	S
C231	Manufacture of glass and glass products	S	S	S
C239	Manufacture of non-metallic mineral products, n.e.c.	780	-	-664
C241	Manufacture of basic iron and steel	1,474	-	-2,302
C251	Manufacture of structural metal products, tanks, reservoirs and steam generators	-	-	-
C259	Manufacture of other fabricated metal products; metal working service activities	-	-	-82
C261	Manufacture of electronic components	S	S	S
C303	Manufacture of air and spacecraft and related machinery	S	S	S
C310	Manufacture of furniture	-	-	500
C321	Manufacture of jewelry, bijouterie and related articles	S	S	S
I – Ilocos Region		3,504,667	153,856	160,447
C101	Processing and preserving of meat	-	-	74,794
C102	Processing and preserving of fish, crustaceans and mollusks	-	-	1,344
C103	Processing and preserving of fruits and vegetables	-	-	9
C105	Manufacture of dairy products	S	S	S
C106	Manufacture of grain mill products, starches and starch products	3,786	153,475	-3,645
C107	Manufacture of other food products	32,039	-	3,967
C108	Manufacture of prepared animal feeds	4,350	-	6,073
C110	Manufacture of beverages	3,775,469	-	-
C120	Manufacture of tobacco products	S	S	S
C131	Spinning, weaving and finishing of textiles	228	-	432
C141	Manufacture of wearing apparel, except fur apparel	-	-	-
C142	Custom tailoring and dressmaking	10	-	18
C152	Manufacture of footwear	-	-	-

Table 4.4 Number of Establishments and Value of Output for Manufacturing Establishments by Region and Industry Group: Philippines, 2018*(Value in thousand PhP. Except number of establishments. Details may not add up to total due to rounding and/or suppression.)**Continued*

2009 PSIC Code	Region / Industry Description	Value of Output		
		Sale of Goods Less Cost of Goods Sold	Tangible Fixed Assets Produced on Own Account	Change in Inventory of Finished Products and Work-in-Progress
		(5)	(6)	(7)
C162	Manufacture of products of wood, cork, straw and plaiting materials	-	-	1,132
C170	Manufacture of paper and paper products	-356,055	-	51,033
C181	Printing and service activities related to printing	-	-	-
C201	Manufacture of basic chemicals	3,962	-	-5
C210	Manufacture of pharmaceuticals, medicinal chemical and botanical products	S	S	S
C221	Manufacture of rubber products	-	-	-
C231	Manufacture of glass and glass products	4,548	-	6,956
C239	Manufacture of non-metallic mineral products, n.e.c.	24,655	382	17,184
C241	Manufacture of basic iron and steel	-	-	1,633
C251	Manufacture of structural metal products, tanks, reservoirs and steam generators	-	-	-149
C259	Manufacture of other fabricated metal products; metal working service activities	-	-	-53
C273	Manufacture of wiring and wiring devices	S	S	S
C282	Manufacture of special purpose machinery	S	S	S
C292	Manufacture of bodies (coachwork) for motor vehicles; manufacture of trailers and semi-trailers	2,663	-	-
C293	Manufacture of parts and accessories for motor vehicles	-	-	19
C309	Manufacture of transport equipment, n.e.c.	-	-	302
C321	Manufacture of jewelry, bijouterie and related articles	S	S	S
C324	Manufacture of games and toys	S	S	S
C329	Other manufacturing, n.e.c.	-	-	343
C331	Repair of fabricated metal products, machinery and equipment	-	-	-36
	II – Cagayan Valley	1,865,071	397,343	383,718
C101	Processing and preserving of meat	-	-	59
C102	Processing and preserving of fish, crustaceans and mollusks	-	-	-
C103	Processing and preserving of fruits and vegetables	-	-	-33
C104	Manufacture of vegetable and animal oils and fats	S	S	S
C105	Manufacture of dairy products	1,192	-	-196

Table 4.4 Number of Establishments and Value of Output for Manufacturing Establishments by Region and Industry Group: Philippines, 2018*(Value in thousand PhP. Except number of establishments. Details may not add up to total due to rounding and/or suppression.)**Continued*

2009 PSIC Code	Region / Industry Description	Value of Output		
		Sale of Goods Less Cost of Goods Sold	Tangible Fixed Assets Produced on Own Account	Change in Inventory of Finished Products and Work-in-Progress
		(5)	(6)	(7)
C106	Manufacture of grain mill products, starches and starch products	224,177	-	527,832
C107	Manufacture of other food products	227,378	-	1,819
C108	Manufacture of prepared animal feeds	25,284	-	6,220
C110	Manufacture of beverages	1,286,348	397,343	-156,735
C120	Manufacture of tobacco products	-	-	-45,949
C131	Spinning, weaving and finishing of textiles	-	-	869
C139	Manufacture of other textiles	-	-	-
C142	Custom tailoring and dressmaking	121	-	103
C151	Tanning and dressing of leather; manufacture of luggage and handbags	-	-	45
C162	Manufacture of products of wood, cork, straw and plaiting materials	-	-	135
C181	Printing and service activities related to printing	5,096	-	1,002
C182	Reproduction of recorded media	-	-	-
C199	Manufacture of other fuel products	S	S	S
C201	Manufacture of basic chemicals	S	S	S
C222	Manufacture of plastics products	210	-	-
C239	Manufacture of non-metallic mineral products, n.e.c.	775	-	-1,441
C241	Manufacture of basic iron and steel	-	-	95
C251	Manufacture of structural metal products, tanks, reservoirs and steam generators	2,563	-	7,540
C252	Manufacture of weapons and ammunition	S	S	S
C259	Manufacture of other fabricated metal products; metal working service activities	1,244	-	-1,286
C279	Manufacture of other electrical equipment	-	-	-
C282	Manufacture of special purpose machinery	62,937	-	-4,551
C310	Manufacture of furniture	-	-	616
C321	Manufacture of jewelry, bijouterie and related articles	-	-	2
C329	Other manufacturing, n.e.c.	S	S	S
C331	Repair of fabricated metal products, machinery and equipment	130	-	60
III – Central Luzon		9,445,626	540,287	46,788,181
C101	Processing and preserving of meat	593	-	-148,436
C102	Processing and preserving of fish, crustaceans and mollusks	230	15,585	28,553
C103	Processing and preserving of fruits and vegetables	-	-	308,021

Table 4.4 Number of Establishments and Value of Output for Manufacturing Establishments by Region and Industry Group:
Philippines, 2018

(Value in thousand PhP. Except number of establishments. Details may not add up to total due to rounding and/or suppression.)

Continued

2009 PSIC Code	Region / Industry Description	Value of Output		
		Sale of Goods Less Cost of Goods Sold	Tangible Fixed Assets Produced on Own Account	Change in Inventory of Finished Products and Work-in-Progress
		(5)	(6)	(7)
C104	Manufacture of vegetable and animal oils and fats	-	2,044	-51
C105	Manufacture of dairy products	48,966	-	12,345
C106	Manufacture of grain mill products, starches and starch products	28,445	162,625	-344,211
C107	Manufacture of other food products	3,395,202	144,997	791,974
C108	Manufacture of prepared animal feeds	282,715	140,505	368,479
C110	Manufacture of beverages	900,015	-	-21,203
C120	Manufacture of tobacco products	S	S	S
C131	Spinning, weaving and finishing of textiles	4,508	-	180,051
C139	Manufacture of other textiles	-	-	-12,061
C141	Manufacture of wearing apparel, except fur apparel	4,855	4,517	91,012
C142	Custom tailoring and dressmaking	-	-	-2,893
C143	Manufacture of knitted and crocheted apparel	-	-	2,138
C151	Tanning and dressing of leather; manufacture of luggage and handbags	-	-	165,946
C152	Manufacture of footwear	-	-	29,054
C161	Sawmilling and planing of wood	S	S	S
C162	Manufacture of products of wood, cork, straw and plaiting materials	13,192	-	-7,325
C170	Manufacture of paper and paper products	-162,171	-	90,621
C181	Printing and service activities related to printing	755	850	-19,442
C192	Manufacture of refined petroleum products	-	-	42,158,155
C201	Manufacture of basic chemicals	4,957,483	-	59,347
C202	Manufacture of other chemical products, n.e.c.	1,444	-	21,342
C210	Manufacture of pharmaceuticals, medicinal chemical and botanical products	33	-	22,908
C221	Manufacture of rubber products	423	-	251,676
C222	Manufacture of plastics products	-	-	313,897
C231	Manufacture of glass and glass products	123,099	-	82,511
C239	Manufacture of non-metallic mineral products, n.e.c.	-355	-	-448,618
C241	Manufacture of basic iron and steel	120,482	-	216,443
C242	Manufacture of basic precious and other non-ferrous metals	-	-	1,762
C243	Casting of metals	-	-	8,138
C251	Manufacture of structural metal products, tanks, reservoirs and steam generators	-400,099	-	20,475
C259	Manufacture of other fabricated metal products; metal working service activities	8,777	3,410	-182,126

Table 4.4 Number of Establishments and Value of Output for Manufacturing Establishments by Region and Industry Group:
Philippines, 2018

(Value in thousand PhP. Except number of establishments. Details may not add up to total due to rounding and/or suppression.)

Continued

2009 PSIC Code	Region / Industry Description	Value of Output		
		Sale of Goods Less Cost of Goods Sold	Tangible Fixed Assets Produced on Own Account	Change in Inventory of Finished Products and Work-in-Progress
		(5)	(6)	(7)
C261	Manufacture of electronic components	64,823	53,093	-88,064
C262	Manufacture of computers and peripheral equipment and accessories	-	-	76,616
C263	Manufacture of communication equipment	S	S	S
C264	Manufacture of consumer electronics	-	-	-1,083
C265	Manufacture of measuring, testing, navigating and control equipment; watches and clocks	-	-	3,198
C271	Manufacture of electric motors, generators, transformers and electricity distribution and control apparatus	-	-	18,494
C272	Manufacture of batteries and accumulators	S	S	S
C273	Manufacture of wiring and wiring devices	-	12,660	128,226
C274	Manufacture of electric lighting equipment	-	-	-38,967
C275	Manufacture of domestic appliances	-	-	-366
C279	Manufacture of other electrical equipment	-	-	12,655
C281	Manufacture of general purpose machinery	623	-	-1,764
C282	Manufacture of special purpose machinery	-	-	-5,322
C291	Manufacture of motor vehicles	-	-	-
C292	Manufacture of bodies (coachwork) for motor vehicles; manufacture of trailers and semi-trailers	S	S	S
C293	Manufacture of parts and accessories for motor vehicles	-	-	119,627
C301	Building of ships and boats	S	S	S
C303	Manufacture of air and spacecraft and related machinery	-	-	510
C309	Manufacture of transport equipment, n.e.c.	400	-	980
C310	Manufacture of furniture	7,352	-	20,467
C321	Manufacture of jewelry, bijouterie and related articles	-	-	-1,816
C322	Manufacture of musical instruments	S	S	S
C323	Manufacture of sports goods	-	-	167
C324	Manufacture of games and toys	43,579	-	19,934
C325	Manufacture of medical and dental instruments and supplies	-	-	22,511
C329	Other manufacturing, n.e.c.	-	-	-32,937
C331	Repair of fabricated metal products, machinery and equipment	257	-	12,163

Table 4.4 Number of Establishments and Value of Output for Manufacturing Establishments by Region and Industry Group: Philippines, 2018

(Value in thousand PhP. Except number of establishments. Details may not add up to total due to rounding and/or suppression.)

Continued

2009 PSIC Code	Region / Industry Description	Value of Output		
		Sale of Goods Less Cost of Goods Sold	Tangible Fixed Assets Produced on Own Account	Change in Inventory of Finished Products and Work-in-Progress
		(5)	(6)	(7)
C332	Installation of industrial machinery and equipment	S	S	S
	IVA – CALABARZON	20,755,631	3,233,229	15,092,030
C101	Processing and preserving of meat	241,726	700,152	694,228
C102	Processing and preserving of fish, crustaceans and mollusks	-	-	302,975
C103	Processing and preserving of fruits and vegetables	-94,124	-	308,143
C104	Manufacture of vegetable and animal oils and fats	1,050,057	1,109	-17,570
C105	Manufacture of dairy products	14,437,354	-	228,703
C106	Manufacture of grain mill products, starches and starch products	18,398	-	-35,056
C107	Manufacture of other food products	84,404	-	210,161
C108	Manufacture of prepared animal feeds	194,036	-	3,177
C110	Manufacture of beverages	1,427,363	126,019	581,680
C120	Manufacture of tobacco products	-	-	-118,663
C131	Spinning, weaving and finishing of textiles	-	-	-2,006
C139	Manufacture of other textiles	3,249	-	37,143
C141	Manufacture of wearing apparel, except fur apparel	19,982	-	173,260
C142	Custom tailoring and dressmaking	268	-	378
C143	Manufacture of knitted and crocheted apparel	-	-	66,251
C151	Tanning and dressing of leather; manufacture of luggage and handbags	-	-	81,349
C152	Manufacture of footwear	-	-	1,133
C161	Sawmilling and planing of wood	S	S	S
C162	Manufacture of products of wood, cork, straw and plaiting materials	1,916	2,080	438,030
C170	Manufacture of paper and paper products	206	-	115,783
C181	Printing and service activities related to printing	11,493	-	57,309
C182	Reproduction of recorded media	S	S	S
C192	Manufacture of refined petroleum products	S	S	S
C199	Manufacture of other fuel products	S	S	S
C201	Manufacture of basic chemicals	-276,019	3,109	1,229,941
C202	Manufacture of other chemical products, n.e.c.	-188,103	-	1,288,530
C210	Manufacture of pharmaceuticals, medicinal chemical and botanical products	4,643	-	252,950
C221	Manufacture of rubber products	-	260	104,100
C222	Manufacture of plastics products	411,687	5,154	549,368

Table 4.4 Number of Establishments and Value of Output for Manufacturing Establishments by Region and Industry Group:
Philippines, 2018

(Value in thousand PhP. Except number of establishments. Details may not add up to total due to rounding and/or suppression.)

Continued

2009 PSIC Code	Region / Industry Description	Value of Output		
		Sale of Goods Less Cost of Goods Sold	Tangible Fixed Assets Produced on Own Account	Change in Inventory of Finished Products and Work-in-Progress
		(5)	(6)	(7)
C231	Manufacture of glass and glass products	-	-	170,047
C239	Manufacture of non-metallic mineral products, n.e.c.	439,344	-	10,648
C241	Manufacture of basic iron and steel	3,642	-	-1,469,108
C242	Manufacture of basic precious and other non-ferrous metals	-	-	79,047
C243	Casting of metals	-	-	161,731
C251	Manufacture of structural metal products, tanks, reservoirs and steam generators	54,653	144	342,820
C252	Manufacture of weapons and ammunition	S	S	S
C259	Manufacture of other fabricated metal products; metal working service activities	227,078	-	176,633
C261	Manufacture of electronic components	3,712	11,112	-112,505
C262	Manufacture of computers and peripheral equipment and accessories	-	321	1,818,194
C263	Manufacture of communication equipment	-	-	39,113
C264	Manufacture of consumer electronics	-	-	-849,558
C265	Manufacture of measuring, testing, navigating and control equipment; watches and clocks	-	-	6,725
C267	Manufacture of optical instruments and photographic equipment	-	1,102,430	477,651
C271	Manufacture of electric motors, generators, transformers and electricity distribution and control apparatus	-	-	403,825
C272	Manufacture of batteries and accumulators	S	S	S
C273	Manufacture of wiring and wiring devices	42,837	-	891,439
C274	Manufacture of electric lighting equipment	5,599	-	285,819
C275	Manufacture of domestic appliances	-	-	15,151
C279	Manufacture of other electrical equipment	-	-	272,144
C281	Manufacture of general purpose machinery	-439,991	2,330	296,884
C282	Manufacture of special purpose machinery	61,685	2,896	-42,416
C291	Manufacture of motor vehicles	134,131	32,490	1,766,062
C292	Manufacture of bodies (coachwork) for motor vehicles; manufacture of trailers and semi-trailers	337	-	-19,462

Table 4.4 Number of Establishments and Value of Output for Manufacturing Establishments by Region and Industry Group: Philippines, 2018

(Value in thousand PhP. Except number of establishments. Details may not add up to total due to rounding and/or suppression.)

Continued

2009 PSIC Code	Region / Industry Description	Value of Output		
		Sale of Goods Less Cost of Goods Sold	Tangible Fixed Assets Produced on Own Account	Change in Inventory of Finished Products and Work-in-Progress
		(5)	(6)	(7)
C293	Manufacture of parts and accessories for motor vehicles	60,561	989,788	645,352
C301	Building of ships and boats	101,739	-	10,327
C302	Manufacture of railway locomotive and rolling stock	S	S	S
C303	Manufacture of air and spacecraft and related machinery	S	S	S
C309	Manufacture of transport equipment, n.e.c.	2,454,622	87,042	4,201,927
C310	Manufacture of furniture	32,656	85	85,152
C321	Manufacture of jewelry, bijouterie and related articles	-	-	-839
C322	Manufacture of musical instruments	S	S	S
C323	Manufacture of sports goods	-	-	2,940
C324	Manufacture of games and toys	-	-	-19,847
C325	Manufacture of medical and dental instruments and supplies	282	166,406	89,106
C329	Other manufacturing, n.e.c.	-	-	11,534
C331	Repair of fabricated metal products, machinery and equipment	886	301	64,996
C332	Installation of industrial machinery and equipment	S	S	S
	MIMAROPA	309,161	-	471,518
C101	Processing and preserving of meat	-	-	-503
C102	Processing and preserving of fish, crustaceans and mollusks	S	S	S
C103	Processing and preserving of fruits and vegetables	S	S	S
C104	Manufacture of vegetable and animal oils and fats	105,597	-	21,252
C105	Manufacture of dairy products	-246	-	-32
C106	Manufacture of grain mill products, starches and starch products	124,770	-	16,107
C107	Manufacture of other food products	37,981	-	1,371
C110	Manufacture of beverages	7,765	-	-1,201
C131	Spinning, weaving and finishing of textiles	-	-	-62
C141	Manufacture of wearing apparel, except fur apparel	2,906	-	-
C142	Custom tailoring and dressmaking	54	-	-421
C151	Tanning and dressing of leather; manufacture of luggage and handbags	-	-	-
C161	Sawmilling and planing of wood	139	-	16
C162	Manufacture of products of wood, cork, straw and plaiting materials	7,428	-	-5,598
C181	Printing and service activities related to printing	12,794	-	-276
C201	Manufacture of basic chemicals	-	-	-

Table 4.4 Number of Establishments and Value of Output for Manufacturing Establishments by Region and Industry Group: Philippines, 2018

(Value in thousand PhP. Except number of establishments. Details may not add up to total due to rounding and/or suppression.)

Continued

2009 PSIC Code	Region / Industry Description	Value of Output		
		Sale of Goods Less Cost of Goods Sold	Tangible Fixed Assets Produced on Own Account	Change in Inventory of Finished Products and Work-in-Progress
		(5)	(6)	(7)
C202	Manufacture of other chemical products, n.e.c.	S	S	S
C210	Manufacture of pharmaceuticals, medicinal chemical and botanical products	S	S	S
C222	Manufacture of plastics products	1,943	-	-
C239	Manufacture of non-metallic mineral products, n.e.c.	75	-	214
C241	Manufacture of basic iron and steel	-	-	28
C242	Manufacture of basic precious and other non-ferrous metals	S	S	S
C259	Manufacture of other fabricated metal products; metal working service activities	339	-	-
C282	Manufacture of special purpose machinery	S	S	S
C310	Manufacture of furniture	423	-	706
C331	Repair of fabricated metal products, machinery and equipment	-	-	-529
V – Bicol Region		-566,367	30,393	273,470
C101	Processing and preserving of meat	370	-	-499
C102	Processing and preserving of fish, crustaceans and mollusks	2,383	-	14,353
C103	Processing and preserving of fruits and vegetables	-	-	759
C104	Manufacture of vegetable and animal oils and fats	-88,626	25,686	212,940
C105	Manufacture of dairy products	-	-	25
C106	Manufacture of grain mill products, starches and starch products	-390,574	3,110	2,190
C107	Manufacture of other food products	-76,970	809	16,901
C108	Manufacture of prepared animal feeds	100,424	-	-329
C110	Manufacture of beverages	14,664	-	33
C120	Manufacture of tobacco products	S	S	S
C131	Spinning, weaving and finishing of textiles	-	-	539
C139	Manufacture of other textiles	2,254	-	1,177
C141	Manufacture of wearing apparel, except fur apparel	48,349	-	-1,554
C142	Custom tailoring and dressmaking	126	-	12
C151	Tanning and dressing of leather; manufacture of luggage and handbags	1,282	-	-
C152	Manufacture of footwear	-	-	-2
C162	Manufacture of products of wood, cork, straw and plaiting materials	-30,210	184	-11,665
C170	Manufacture of paper and paper products	-	-	20,603

Table 4.4 Number of Establishments and Value of Output for Manufacturing Establishments by Region and Industry Group:
Philippines, 2018

(Value in thousand PhP. Except number of establishments. Details may not add up to total due to rounding and/or suppression.)

Continued

2009 PSIC Code	Region / Industry Description	Value of Output		
		Sale of Goods Less Cost of Goods Sold	Tangible Fixed Assets Produced on Own Account	Change in Inventory of Finished Products and Work-in-Progress
		(5)	(6)	(7)
C181	Printing and service activities related to printing	32,484	-	24,766
C201	Manufacture of basic chemicals	-	-	-
C210	Manufacture of pharmaceuticals, medicinal chemical and botanical products	2,633	-	-
C231	Manufacture of glass and glass products	S	S	S
C239	Manufacture of non-metallic mineral products, n.e.c.	-220,967	-	21,364
C241	Manufacture of basic iron and steel	6,675	-	2,026
C242	Manufacture of basic precious and other non-ferrous metals	S	S	S
C251	Manufacture of structural metal products, tanks, reservoirs and steam generators	-323	604	-82
C259	Manufacture of other fabricated metal products; metal working service activities	-246	-	-257
C281	Manufacture of general purpose machinery	-	-	-
C282	Manufacture of special purpose machinery	13,035	-	-2,175
C293	Manufacture of parts and accessories for motor vehicles	376	-	-
C310	Manufacture of furniture	-	-	-
C329	Other manufacturing, n.e.c.	-2,951	-	-243
C331	Repair of fabricated metal products, machinery and equipment	19,444	-	4,102
	VI – Western Visayas	489,431	107,583	-2,919,885
C101	Processing and preserving of meat	5,497	-	152
C102	Processing and preserving of fish, crustaceans and mollusks	-399	835	-9,673
C103	Processing and preserving of fruits and vegetables	S	S	S
C104	Manufacture of vegetable and animal oils and fats	-	-	-1,278
C105	Manufacture of dairy products	-	-	-
C106	Manufacture of grain mill products, starches and starch products	13,255	11,863	1,948
C107	Manufacture of other food products	173,361	94,875	-2,977,720
C108	Manufacture of prepared animal feeds	-	-	23,597
C110	Manufacture of beverages	32,904	-	48,141
C131	Spinning, weaving and finishing of textiles	-	-	40
C139	Manufacture of other textiles	-	-	-

Table 4.4 Number of Establishments and Value of Output for Manufacturing Establishments by Region and Industry Group:
Philippines, 2018

(Value in thousand PhP. Except number of establishments. Details may not add up to total due to rounding and/or suppression.)

Continued

2009 PSIC Code	Region / Industry Description	Value of Output		
		Sale of Goods Less Cost of Goods Sold	Tangible Fixed Assets Produced on Own Account	Change in Inventory of Finished Products and Work-in-Progress
		(5)	(6)	(7)
C141	Manufacture of wearing apparel, except fur apparel	-	-	-2,715
C142	Custom tailoring and dressmaking	18,967	-	5,587
C161	Sawmilling and planing of wood	-	-	-994
C162	Manufacture of products of wood, cork, straw and plaiting materials	397	11	2,834
C181	Printing and service activities related to printing	3,404	-	-1,529
C192	Manufacture of refined petroleum products	S	S	S
C201	Manufacture of basic chemicals	216,913	-	-24,964
C202	Manufacture of other chemical products, n.e.c.	S	S	S
C210	Manufacture of pharmaceuticals, medicinal chemical and botanical products	-	-	-131
C221	Manufacture of rubber products	-	-	-
C222	Manufacture of plastics products	2,366	-	9,994
C231	Manufacture of glass and glass products	-	-	-
C239	Manufacture of non-metallic mineral products, n.e.c.	11,472	-	-4,195
C241	Manufacture of basic iron and steel	-	-	934
C243	Casting of metals	-	-	1,100
C251	Manufacture of structural metal products, tanks, reservoirs and steam generators	-	-	1,010
C259	Manufacture of other fabricated metal products; metal working service activities	1,151	-	26
C265	Manufacture of measuring, testing, navigating and control equipment; watches and clocks	S	S	S
C267	Manufacture of optical instruments and photographic equipment	S	S	S
C282	Manufacture of special purpose machinery	-	-	219
C293	Manufacture of parts and accessories for motor vehicles	-	-	326
C310	Manufacture of furniture	11,280	-	4,491
C321	Manufacture of jewelry, bijouterie and related articles	-	-	-
C329	Other manufacturing, n.e.c.	767	-	3,697
C331	Repair of fabricated metal products, machinery and equipment	-7,042	-	-813
VII – Central Visayas		4,075,406	130,176	1,625,107
C101	Processing and preserving of meat	-	-	163,167
C102	Processing and preserving of fish, crustaceans and mollusks	40,708	-	-235,071

Table 4.4 Number of Establishments and Value of Output for Manufacturing Establishments by Region and Industry Group:
Philippines, 2018

(Value in thousand PhP. Except number of establishments. Details may not add up to total due to rounding and/or suppression.)

Continued

2009 PSIC Code	Region / Industry Description	Value of Output		
		Sale of Goods Less Cost of Goods Sold	Tangible Fixed Assets Produced on Own Account	Change in Inventory of Finished Products and Work-in-Progress
		(5)	(6)	(7)
C103	Processing and preserving of fruits and vegetables	-	-	-10,729
C104	Manufacture of vegetable and animal oils and fats	419,245	16,090	261,496
C105	Manufacture of dairy products	307	-	-20
C106	Manufacture of grain mill products, starches and starch products	34,936	-	8,730
C107	Manufacture of other food products	-18,697	-	132,519
C108	Manufacture of prepared animal feeds	1,115	68,154	-595
C110	Manufacture of beverages	3,520,209	-	16,852
C131	Spinning, weaving and finishing of textiles	2,028	-	7
C139	Manufacture of other textiles	-	-	-12,050
C141	Manufacture of wearing apparel, except fur apparel	378	-	30,808
C142	Custom tailoring and dressmaking	-	-	-
C151	Tanning and dressing of leather; manufacture of luggage and handbags	S	S	S
C152	Manufacture of footwear	-	-	21,011
C161	Sawmilling and planing of wood	-	-	67,171
C162	Manufacture of products of wood, cork, straw and plaiting materials	-	-	9,250
C170	Manufacture of paper and paper products	-138,466	-	59,690
C181	Printing and service activities related to printing	-	-	-113
C201	Manufacture of basic chemicals	167,675	-	326,920
C202	Manufacture of other chemical products, n.e.c.	23,718	-	-30,538
C210	Manufacture of pharmaceuticals, medicinal chemical and botanical products	-	-	-12,467
C221	Manufacture of rubber products	-	-	82,134
C222	Manufacture of plastics products	-	-	27,443
C231	Manufacture of glass and glass products	-	-	27,365
C239	Manufacture of non-metallic mineral products, n.e.c.	5,563	-	-86,967
C241	Manufacture of basic iron and steel	21,256	-	-87,292
C242	Manufacture of basic precious and other non-ferrous metals	S	S	S
C243	Casting of metals	-	-	27,371
C251	Manufacture of structural metal products, tanks, reservoirs and steam generators	-64,593	-	-214
C252	Manufacture of weapons and ammunition	S	S	S
C259	Manufacture of other fabricated metal products; metal working service activities	37,544	-	185,114

Table 4.4 Number of Establishments and Value of Output for Manufacturing Establishments by Region and Industry Group:
Philippines, 2018

(Value in thousand PhP. Except number of establishments. Details may not add up to total due to rounding and/or suppression.)

Continued

2009 PSIC Code	Region / Industry Description	Value of Output		
		Sale of Goods Less Cost of Goods Sold	Tangible Fixed Assets Produced on Own Account	Change in Inventory of Finished Products and Work-in-Progress
		(5)	(6)	(7)
C261	Manufacture of electronic components	-	-	311,847
C262	Manufacture of computers and peripheral equipment and accessories	S	S	S
C263	Manufacture of communication equipment	S	S	S
C264	Manufacture of consumer electronics	-	-	68,616
C265	Manufacture of measuring, testing, navigating and control equipment; watches and clocks	-	-	2,142
C267	Manufacture of optical instruments and photographic equipment	-	-	-26,004
C271	Manufacture of electric motors, generators, transformers and electricity distribution and control apparatus	-	-	-16,677
C273	Manufacture of wiring and wiring devices	S	S	S
C274	Manufacture of electric lighting equipment	-	-	10,431
C275	Manufacture of domestic appliances	S	S	S
C279	Manufacture of other electrical equipment	S	S	S
C281	Manufacture of general purpose machinery	-	-	16,094
C282	Manufacture of special purpose machinery	-	-	-3,406
C291	Manufacture of motor vehicles	-	-	48,472
C293	Manufacture of parts and accessories for motor vehicles	-	-	7,820
C301	Building of ships and boats	-	41,810	-306,355
C309	Manufacture of transport equipment, n.e.c.	-	-	-26,146
C310	Manufacture of furniture	22,546	-	43,454
C321	Manufacture of jewelry, bijouterie and related articles	-65	-	12,409
C322	Manufacture of musical instruments	S	S	S
C323	Manufacture of sports goods	S	S	S
C324	Manufacture of games and toys	S	S	S
C325	Manufacture of medical and dental instruments and supplies	-	-	670,916
C329	Other manufacturing, n.e.c.	-	-	7,313
C331	Repair of fabricated metal products, machinery and equipment	-	-	686
VIII – Eastern Visayas		146,296	7,994	-3,464,033
C101	Processing and preserving of meat	S	S	S
C102	Processing and preserving of fish, crustaceans and mollusks	-	-	-59

Table 4.4 Number of Establishments and Value of Output for Manufacturing Establishments by Region and Industry Group:
Philippines, 2018

(Value in thousand PhP. Except number of establishments. Details may not add up to total due to rounding and/or suppression.)

Continued

2009 PSIC Code	Region / Industry Description	Value of Output		
		Sale of Goods Less Cost of Goods Sold	Tangible Fixed Assets Produced on Own Account	Change in Inventory of Finished Products and Work-in-Progress
		(5)	(6)	(7)
C103	Processing and preserving of fruits and vegetables	-	1,322	-182
C104	Manufacture of vegetable and animal oils and fats	-	-	-38,026
C105	Manufacture of dairy products	S	S	S
C106	Manufacture of grain mill products, starches and starch products	27,123	-	-423
C107	Manufacture of other food products	65,474	2,291	751
C110	Manufacture of beverages	4,911	-	32,520
C131	Spinning, weaving and finishing of textiles	1,808	-	13
C139	Manufacture of other textiles	S	S	S
C141	Manufacture of wearing apparel, except fur apparel	166	-	83
C142	Custom tailoring and dressmaking	-	-	-431
C162	Manufacture of products of wood, cork, straw and plaiting materials	-8,597	-	-38
C170	Manufacture of paper and paper products	-87,915	-	1,845
C181	Printing and service activities related to printing	7,461	4,381	-
C201	Manufacture of basic chemicals	128,845	-	26,428
C210	Manufacture of pharmaceuticals, medicinal chemical and botanical products	S	S	S
C222	Manufacture of plastics products	-	-	2,412
C231	Manufacture of glass and glass products	-	-	-21
C239	Manufacture of non-metallic mineral products, n.e.c.	6,958	-	-233
C241	Manufacture of basic iron and steel	-	-	-
C242	Manufacture of basic precious and other non-ferrous metals	S	S	S
C243	Casting of metals	S	S	S
C251	Manufacture of structural metal products, tanks, reservoirs and steam generators	-	-	21
C259	Manufacture of other fabricated metal products; metal working service activities	-	-	-7
C273	Manufacture of wiring and wiring devices	S	S	S
C282	Manufacture of special purpose machinery	S	S	S
C310	Manufacture of furniture	-	-	392
C321	Manufacture of jewelry, bijouterie and related articles	-	-	-
C329	Other manufacturing, n.e.c.	62	-	-514
C331	Repair of fabricated metal products, machinery and equipment	-	-	-

Table 4.4 Number of Establishments and Value of Output for Manufacturing Establishments by Region and Industry Group:
Philippines, 2018

(Value in thousand PhP. Except number of establishments. Details may not add up to total due to rounding and/or suppression.)

Continued

2009 PSIC Code	Region / Industry Description	Value of Output		
		Sale of Goods Less Cost of Goods Sold	Tangible Fixed Assets Produced on Own Account	Change in Inventory of Finished Products and Work-in-Progress
		(5)	(6)	(7)
	IX – Zamboanga Peninsula	-2,825,104	-	-202,381
C101	Processing and preserving of meat	-	-	-2,461
C102	Processing and preserving of fish, crustaceans and mollusks	-	-	165,875
C104	Manufacture of vegetable and animal oils and fats	-2,936,048	-	-417,303
C105	Manufacture of dairy products	86	-	225
C106	Manufacture of grain mill products, starches and starch products	7,806	-	-181
C107	Manufacture of other food products	78,622	-	19,094
C108	Manufacture of prepared animal feeds	S	S	S
C110	Manufacture of beverages	12,191	-	184
C139	Manufacture of other textiles	S	S	S
C142	Custom tailoring and dressmaking	-	-	7,147
C161	Sawmilling and 520lanning of wood	6	-	-
C162	Manufacture of products of wood, cork, straw and plaiting materials	S	S	S
C181	Printing and service activities related to printing	1,141	-	-
C221	Manufacture of rubber products	602	-	1,291
C222	Manufacture of plastics products	-	-	14
C231	Manufacture of glass and glass products	-	-	-206
C239	Manufacture of non-metallic mineral products, n.e.c.	202	-	230
C241	Manufacture of basic iron and steel	-	-	1,185
C251	Manufacture of structural metal products, tanks, reservoirs and steam generators	5,366	-	3,024
C259	Manufacture of other fabricated metal products; metal working service activities	-	-	-82,085
C310	Manufacture of furniture	1,459	-	7,521
C321	Manufacture of jewelry, bijouterie and related articles	S	S	S
C329	Other manufacturing, n.e.c.	-	-	-
C331	Repair of fabricated metal products, machinery and equipment	-	-	878
	X – Northern Mindanao	2,465,406	11,380	1,369,843
C101	Processing and preserving of meat	-6,838	-	1,030
C102	Processing and preserving of fish, crustaceans and mollusks	S	S	S
C103	Processing and preserving of fruits and vegetables	3,486	-	499,040
C104	Manufacture of vegetable and animal oils and fats	57,817	-	-217,289
C105	Manufacture of dairy products	-	-	-371

Table 4.4 Number of Establishments and Value of Output for Manufacturing Establishments by Region and Industry Group:
Philippines, 2018

(Value in thousand PhP. Except number of establishments. Details may not add up to total due to rounding and/or suppression.)

Continued

2009 PSIC Code	Region / Industry Description	Value of Output		
		Sale of Goods Less Cost of Goods Sold	Tangible Fixed Assets Produced on Own Account	Change in Inventory of Finished Products and Work-in-Progress
		(5)	(6)	(7)
C106	Manufacture of grain mill products, starches and starch products	8,449	-	930,967
C107	Manufacture of other food products	584,519	-	157,525
C108	Manufacture of prepared animal feeds	-	-	-303
C110	Manufacture of beverages	982,766	-	11,917
C131	Spinning, weaving and finishing of textiles	-	-	-6
C139	Manufacture of other textiles	-	-	21
C141	Manufacture of wearing apparel, except fur apparel	5,592	-	980
C142	Custom tailoring and dressmaking	12,965	-	46
C152	Manufacture of footwear	-	-	-7,635
C161	Sawmilling and planing of wood	14,573	-	6,985
C162	Manufacture of products of wood, cork, straw and plaiting materials	-8,635	-	-2,948
C170	Manufacture of paper and paper products	-80,836	-	36,427
C181	Printing and service activities related to printing	266	-	-3,593
C192	Manufacture of refined petroleum products	2,237	-	-
C201	Manufacture of basic chemicals	15,884	-	96,976
C202	Manufacture of other chemical products, n.e.c.	789,751	11,380	-135,695
C210	Manufacture of pharmaceuticals, medicinal chemical and botanical products	S	S	S
C221	Manufacture of rubber products	S	S	S
C222	Manufacture of plastics products	-	-	34,164
C231	Manufacture of glass and glass products	-	-	-
C239	Manufacture of non-metallic mineral products, n.e.c.	4,111	-	1,116
C241	Manufacture of basic iron and steel	-	-	-12,564
C243	Casting of metals	-	-	-758
C251	Manufacture of structural metal products, tanks, reservoirs and steam generators	3,575	-	-
C259	Manufacture of other fabricated metal products; metal working service activities	-	-	-4,404
C264	Manufacture of consumer electronics	S	S	S
C271	Manufacture of electric motors, generators, transformers and electricity distribution and control apparatus	S	S	S
C281	Manufacture of general purpose machinery	S	S	S

Table 4.4 Number of Establishments and Value of Output for Manufacturing Establishments by Region and Industry Group:
Philippines, 2018

(Value in thousand PhP. Except number of establishments. Details may not add up to total due to rounding and/or suppression.)

Continued

2009 PSIC Code	Region / Industry Description	Value of Output		
		Sale of Goods Less Cost of Goods Sold	Tangible Fixed Assets Produced on Own Account	Change in Inventory of Finished Products and Work-in-Progress
		(5)	(6)	(7)
C282	Manufacture of special purpose machinery	S	S	S
C291	Manufacture of motor vehicles	-	-	-
C293	Manufacture of parts and accessories for motor vehicles	83	-	-
C310	Manufacture of furniture	57,346	-	1,059
C321	Manufacture of jewelry, bijouterie and related articles	S	S	S
C324	Manufacture of games and toys	S	S	S
C329	Other manufacturing, n.e.c.	S	S	S
C331	Repair of fabricated metal products, machinery and equipment	2,532	-	-30,524
	XI – Davao Region	1,619,851	7,132	914,061
C101	Processing and preserving of meat	-	-	-17,486
C102	Processing and preserving of fish, crustaceans and mollusks	-	-	-
C103	Processing and preserving of fruits and vegetables	200	-	35,871
C104	Manufacture of vegetable and animal oils and fats	-44,942	-	956,409
C105	Manufacture of dairy products	1,300	-	107
C106	Manufacture of grain mill products, starches and starch products	25,502	-	-5,129
C107	Manufacture of other food products	93,185	-	20,508
C108	Manufacture of prepared animal feeds	2,800	-	215,121
C110	Manufacture of beverages	1,420,904	-	28,055
C120	Manufacture of tobacco products	S	S	S
C139	Manufacture of other textiles	-	-	1,440
C141	Manufacture of wearing apparel, except fur apparel	-	-	326
C142	Custom tailoring and dressmaking	1,021	-	586
C152	Manufacture of footwear	-	-	-
C161	Sawmilling and planing of wood	2,055	-	3,660
C162	Manufacture of products of wood, cork, straw and plaiting materials	3,890	-	118,630
C170	Manufacture of paper and paper products	-50,249	-	41,474
C181	Printing and service activities related to printing	7,435	-	5,529
C192	Manufacture of refined petroleum products	S	S	S
C201	Manufacture of basic chemicals	128,127	-	15,935
C202	Manufacture of other chemical products, n.e.c.	-	-	-242,730
C210	Manufacture of pharmaceuticals, medicinal chemical and botanical products	-	-	-216,436
C221	Manufacture of rubber products	-	-	-

Table 4.4 Number of Establishments and Value of Output for Manufacturing Establishments by Region and Industry Group:
Philippines, 2018

(Value in thousand PhP. Except number of establishments. Details may not add up to total due to rounding and/or suppression.)

Continued

2009 PSIC Code	Region / Industry Description	Value of Output		
		Sale of Goods Less Cost of Goods Sold	Tangible Fixed Assets Produced on Own Account	Change in Inventory of Finished Products and Work-in-Progress
		(5)	(6)	(7)
C222	Manufacture of plastics products	-2,508	7,132	65,710
C231	Manufacture of glass and glass products	-	-	628
C239	Manufacture of non-metallic mineral products, n.e.c.	9,708	-	-9,441
C241	Manufacture of basic iron and steel	-	-	-9,948
C242	Manufacture of basic precious and other non-ferrous metals	-	-	7,552
C243	Casting of metals	S	S	S
C251	Manufacture of structural metal products, tanks, reservoirs and steam generators	-	-	-22,386
C252	Manufacture of weapons and ammunition	S	S	S
C259	Manufacture of other fabricated metal products; metal working service activities	-	-	-83,242
C265	Manufacture of measuring, testing, navigating and control equipment; watches and clocks	S	S	S
C271	Manufacture of electric motors, generators, transformers and electricity distribution and control apparatus	S	S	S
C275	Manufacture of domestic appliances	-	-	-
C281	Manufacture of general purpose machinery	-	-	-
C282	Manufacture of special purpose machinery	-	-	204
C291	Manufacture of motor vehicles	S	S	S
C293	Manufacture of parts and accessories for motor vehicles	-	-	-
C301	Building of ships and boats	S	S	S
C310	Manufacture of furniture	21,050	-	13,970
C321	Manufacture of jewelry, bijouterie and related articles	-	-	-
C329	Other manufacturing, n.e.c.	-	-	26
C331	Repair of fabricated metal products, machinery and equipment	373	-	-267
	XII – SOCCSKSARGEN	-20,927	105,358	1,677,703
C101	Processing and preserving of meat	2,152	-	5,060
C102	Processing and preserving of fish, crustaceans and mollusks	-133,307	-	1,571,554
C103	Processing and preserving of fruits and vegetables	S	S	S
C104	Manufacture of vegetable and animal oils and fats	-	-	108,334
C105	Manufacture of dairy products	-	-	-30

Table 4.4 Number of Establishments and Value of Output for Manufacturing Establishments by Region and Industry Group: Philippines, 2018

(Value in thousand PhP. Except number of establishments. Details may not add up to total due to rounding and/or suppression.)

Continued

2009 PSIC Code	Region / Industry Description	Value of Output		
		Sale of Goods Less Cost of Goods Sold	Tangible Fixed Assets Produced on Own Account	Change in Inventory of Finished Products and Work-in-Progress
		(5)	(6)	(7)
C106	Manufacture of grain mill products, starches and starch products	81,270	-	2,251
C107	Manufacture of other food products	6,510	7,689	-145,531
C108	Manufacture of prepared animal feeds	-	-	594
C110	Manufacture of beverages	-	80,562	1,168
C131	Spinning, weaving and finishing of textiles	-	-	175
C139	Manufacture of other textiles	-	-	-
C141	Manufacture of wearing apparel, except fur apparel	-	-	-
C142	Custom tailoring and dressmaking	-	15,960	1,174
C161	Sawmilling and planing of wood	-	-	210
C162	Manufacture of products of wood, cork, straw and plaiting materials	-	-	570
C170	Manufacture of paper and paper products	-	-	1,118
C181	Printing and service activities related to printing	-	-	-2,960
C192	Manufacture of refined petroleum products	S	S	S
C201	Manufacture of basic chemicals	-	-	-270
C202	Manufacture of other chemical products, n.e.c.	S	S	S
C221	Manufacture of rubber products	S	S	S
C222	Manufacture of plastics products	S	S	S
C231	Manufacture of glass and glass products	S	S	S
C239	Manufacture of non-metallic mineral products, n.e.c.	-	-	-1,255
C241	Manufacture of basic iron and steel	2,276	-	139
C243	Casting of metals	S	S	S
C251	Manufacture of structural metal products, tanks, reservoirs and steam generators	-	-	13,093
C259	Manufacture of other fabricated metal products; metal working service activities	-	1,147	121,793
C301	Building of ships and boats	S	S	S
C310	Manufacture of furniture	7,001	-	7,502
C323	Manufacture of sports goods	S	S	S
C331	Repair of fabricated metal products, machinery and equipment	13,171	-	1,137
XIII – Caraga		156,070	5,599	872,365
C101	Processing and preserving of meat	-	-	-
C102	Processing and preserving of fish, crustaceans and mollusks	S	S	S

Table 4.4 Number of Establishments and Value of Output for Manufacturing Establishments by Region and Industry Group: Philippines, 2018

(Value in thousand PhP. Except number of establishments. Details may not add up to total due to rounding and/or suppression.)

Continued

2009 PSIC Code	Region / Industry Description	Value of Output		
		Sale of Goods Less Cost of Goods Sold	Tangible Fixed Assets Produced on Own Account	Change in Inventory of Finished Products and Work-in-Progress
		(5)	(6)	(7)
C103	Processing and preserving of fruits and vegetables	S	S	S
C104	Manufacture of vegetable and animal oils and fats	-	-	46,441
C106	Manufacture of grain mill products, starches and starch products	67	5,599	-2,488
C107	Manufacture of other food products	84,813	-	-11,523
C108	Manufacture of prepared animal feeds	-	-	-
C110	Manufacture of beverages	88	-	-
C139	Manufacture of other textiles	95	-	9
C141	Manufacture of wearing apparel, except fur apparel	-	-	-
C142	Custom tailoring and dressmaking	40	-	-
C161	Sawmilling and planing of wood	1,206	-	11,945
C162	Manufacture of products of wood, cork, straw and plaiting materials	12,502	-	92,185
C181	Printing and service activities related to printing	5,668	-	-
C201	Manufacture of basic chemicals	S	S	S
C202	Manufacture of other chemical products, n.e.c.	-	-	37,241
C231	Manufacture of glass and glass products	S	S	S
C239	Manufacture of non-metallic mineral products, n.e.c.	7,793	-	-5,620
C241	Manufacture of basic iron and steel	-	-	-59
C242	Manufacture of basic precious and other non-ferrous metals	S	S	S
C259	Manufacture of other fabricated metal products; metal working service activities	16,954	-	-802
C275	Manufacture of domestic appliances	65	-	-
C301	Building of ships and boats	S	S	S
C309	Manufacture of transport equipment, n.e.c.	-	-	-
C310	Manufacture of furniture	-	-	1,813
C321	Manufacture of jewelry, bijouterie and related articles	690	-	-
C324	Manufacture of games and toys	-	-	17
C329	Other manufacturing, n.e.c.	71	-	19
C331	Repair of fabricated metal products, machinery and equipment	187	-	7,207
	Autonomous Region in Muslim Mindanao	49,334	3,382,202	189,775
C104	Manufacture of vegetable and animal oils and fats	S	S	S
C106	Manufacture of grain mill products, starches and starch products	26,956	3,251,862	183,523
C107	Manufacture of other food products	18,517	3,283	1,458

Table 4.4 Number of Establishments and Value of Output for Manufacturing Establishments by Region and Industry Group:
Philippines, 2018

(Value in thousand PhP. Except number of establishments. Details may not add up to total due to rounding and/or suppression.)

Concluded

2009 PSIC Code	Region / Industry Description	Value of Output		
		Sale of Goods Less Cost of Goods Sold	Tangible Fixed Assets Produced on Own Account	Change in Inventory of Finished Products and Work-in-Progress
		(5)	(6)	(7)
C108	Manufacture of prepared animal feeds	46	-	-
C110	Manufacture of beverages	3,222	33,063	832
C142	Custom tailoring and dressmaking	574	7,691	-2,802
C181	Printing and service activities related to printing	-	-	-305
C221	Manufacture of rubber products	S	S	S
C239	Manufacture of non-metallic mineral products, n.e.c.	20	342	-
C251	Manufacture of structural metal products, tanks, reservoirs and steam generators	-	415	147
C310	Manufacture of furniture	-	85,546	-16,262

Notes: "-" – zero value
S – suppressed

Source: Philippine Statistics Authority, 2018 Census of Philippine Business and Industry

Table 5 Number of Establishments and Expense by Type for Manufacturing Establishments by Region and Industry Group:
Philippines, 2018

(Values are in thousand PhP, except number of establishments. Details may not add-up to total due to rounding and/or statistical disclosure control.)

2009 PSIC Code	Region / Industry Description	Number of Establishments	Expense	
			Total	Cost of Products and By-products Sold and Contract and Commission Work Done for Others
		(1)	(2)	(3)
	Philippines	28,968	5,268,285,239	4,508,946,392
C101	Processing and preserving of meat	299	97,118,144	84,805,474
C102	Processing and preserving of fish, crustaceans and mollusks	278	96,233,872	82,476,969
C103	Processing and preserving of fruits and vegetables	169	106,972,251	42,381,332
C104	Manufacture of vegetable and animal oils and fats	140	143,674,635	127,999,231
C105	Manufacture of dairy products	99	96,125,114	83,874,632
C106	Manufacture of grain mill products, starches and starch products	1,701	113,220,401	96,540,682
C107	Manufacture of other food products	9,084	313,436,231	257,973,059
C108	Manufacture of prepared animal feeds	199	147,600,124	130,487,727
C110	Manufacture of beverages	3,986	343,961,869	259,851,365
C120	Manufacture of tobacco products	17	70,053,719	59,283,995
C131	Spinning, weaving and finishing of textiles	125	9,493,570	8,259,126
C139	Manufacture of other textiles	236	13,318,142	11,656,688
C141	Manufacture of wearing apparel, except fur apparel	880	57,762,477	49,742,860
C142	Custom tailoring and dressmaking	790	2,100,934	1,469,414
C143	Manufacture of knitted and crocheted apparel	40	5,914,163	4,890,725
C151	Tanning and dressing of leather; manufacture of luggage and handbags	107	23,926,132	22,451,562
C152	Manufacture of footwear	140	7,571,166	6,632,932
C161	Sawmilling and planing of wood	59	2,283,766	1,663,936
C162	Manufacture of products of wood, cork, straw and plaiting materials	333	44,614,415	42,276,299
C170	Manufacture of paper and paper products	330	107,392,789	96,253,733
C181	Printing and service activities related to printing	2,566	37,151,008	30,308,877
C182	Reproduction of recorded media	4	239,827	216,464
C192	Manufacture of refined petroleum products	15	318,712,319	312,357,763
C199	Manufacture of other fuel products	3	3,682,567	3,240,904
C201	Manufacture of basic chemicals	190	121,565,609	103,749,233
C202	Manufacture of other chemical products, n.e.c.	357	203,991,658	148,141,949
C203	Manufacture of man-made fibers	S	S	S
C210	Manufacture of pharmaceuticals, medicinal chemical and botanical products	117	78,837,870	46,986,498
C221	Manufacture of rubber products	134	25,664,307	21,103,754
C222	Manufacture of plastics products	834	139,440,445	123,787,279

Continued

Table 5 Number of Establishments and Expense by Type for Manufacturing Establishments by Region and Industry Group:
Philippines, 2018

(Values are in thousand PhP, except number of establishments. Details may not add-up to total due to rounding and/or statistical disclosure control.)

Continued

2009 PSIC Code	Region / Industry Description	Number of Establishments	Expense	
			Total	Cost of Products and By-products Sold and Contract and Commission Work Done for Others
		(1)	(2)	(3)
C231	Manufacture of glass and glass products	104	23,163,753	19,082,026
C239	Manufacture of non-metallic mineral products, n.e.c.	846	190,709,634	160,222,742
C241	Manufacture of basic iron and steel	319	187,245,994	129,095,391
C242	Manufacture of basic precious and other non-ferrous metals	26	158,302,444	142,824,068
C243	Casting of metals	59	14,152,163	12,756,190
C251	Manufacture of structural metal products, tanks, reservoirs and steam generators	469	40,570,264	35,317,704
C252	Manufacture of weapons and ammunition	12	423,651	320,615
C259	Manufacture of other fabricated metal products; metal working service activities	859	86,781,378	76,595,052
C261	Manufacture of electronic components	138	580,333,582	546,969,412
C262	Manufacture of computers and peripheral equipment and accessories	32	242,519,070	225,673,531
C263	Manufacture of communication equipment	13	8,750,725	8,186,174
C264	Manufacture of consumer electronics	27	24,871,414	22,629,034
C265	Manufacture of measuring, testing, navigating and control equipment; watches and clocks	25	4,744,516	4,341,873
C267	Manufacture of optical instruments and photographic equipment	24	19,890,507	18,725,601
C271	Manufacture of electric motors, generators, transformers and electricity distribution and control apparatus	84	17,996,285	16,493,708
C272	Manufacture of batteries and accumulators	6	9,909,146	9,132,475
C273	Manufacture of wiring and wiring devices	53	36,871,979	34,308,584
C274	Manufacture of electric lighting equipment	34	9,479,414	8,674,598
C275	Manufacture of domestic appliances	36	13,814,248	11,743,673
C279	Manufacture of other electrical equipment	35	69,532,755	63,511,389
C281	Manufacture of general purpose machinery	102	84,811,789	72,976,260
C282	Manufacture of special purpose machinery	162	36,897,288	33,012,160
C291	Manufacture of motor vehicles	40	51,170,815	48,275,703
C292	Manufacture of bodies (coachwork) for motor vehicles; manufacture of trailers and semi-trailers	24	2,888,249	2,408,358

Table 5 Number of Establishments and Expense by Type for Manufacturing Establishments by Region and Industry Group: Philippines, 2018*(Values are in thousand PhP, except number of establishments. Details may not add-up to total due to rounding and/or statistical disclosure control.)**Continued*

2009 PSIC Code	Region / Industry Description	Number of Establishments	Expense	
			Total	Cost of Products and By-products Sold and Contract and Commission Work Done for Others
		(1)	(2)	(3)
C293	Manufacture of parts and accessories for motor vehicles	119	221,955,056	202,606,410
C301	Building of ships and boats	29	111,226,737	107,484,486
C302	Manufacture of railway locomotive and rolling stock	S	S	S
C303	Manufacture of air and spacecraft and related machinery	8	45,479,180	38,206,837
C309	Manufacture of transport equipment, n.e.c.	67	116,375,611	87,543,684
C310	Manufacture of furniture	852	31,772,941	26,938,756
C321	Manufacture of jewelry, bijouterie and related articles	99	2,375,677	2,030,639
C322	Manufacture of musical instruments	4	103,620	90,656
C323	Manufacture of sports goods	17	4,436,949	4,132,566
C324	Manufacture of games and toys	28	3,321,362	3,014,530
C325	Manufacture of medical and dental instruments and supplies	56	41,765,745	37,515,431
C329	Other manufacturing, n.e.c.	204	7,030,844	6,139,962
C331	Repair of fabricated metal products, machinery and equipment	712	32,370,213	27,010,959
C332	Installation of industrial machinery and equipment	6	232,996	214,949
	National Capital Region	4,636	1,090,860,650	844,660,024
C101	Processing and preserving of meat	34	19,001,952	15,795,966
C102	Processing and preserving of fish, crustaceans and mollusks	29	24,007,803	17,585,897
C103	Processing and preserving of fruits and vegetables	36	62,159,195	5,033,116
C104	Manufacture of vegetable and animal oils and fats	19	40,822,083	37,735,003
C105	Manufacture of dairy products	26	13,600,555	9,000,298
C106	Manufacture of grain mill products, starches and starch products	15	34,293,962	30,971,996
C107	Manufacture of other food products	1,002	96,841,257	79,604,970
C108	Manufacture of prepared animal feeds	14	24,496,964	22,006,813
C110	Manufacture of beverages	204	105,858,127	78,955,524
C120	Manufacture of tobacco products	5	48,384,658	40,893,239
C131	Spinning, weaving and finishing of textiles	33	1,961,461	1,727,447
C139	Manufacture of other textiles	93	7,885,182	6,929,419
C141	Manufacture of wearing apparel, except fur apparel	325	22,492,286	18,694,580
C142	Custom tailoring and dressmaking	80	1,124,352	743,747
C143	Manufacture of knitted and crocheted apparel	21	2,674,377	1,829,136

Table 5 Number of Establishments and Expense by Type for Manufacturing Establishments by Region and Industry Group:
Philippines, 2018

(Values are in thousand PhP, except number of establishments. Details may not add-up to total due to rounding and/or statistical disclosure control.)

Continued

2009 PSIC Code	Region / Industry Description	Number of Establishments	Expense	
			Total	Cost of Products and By-products Sold and Contract and Commission Work Done for Others
		(1)	(2)	(3)
C151	Tanning and dressing of leather; manufacture of luggage and handbags	31	1,897,643	1,546,081
C152	Manufacture of footwear	61	2,252,674	1,892,380
C161	Sawmilling and planing of wood	5	286,643	248,830
C162	Manufacture of products of wood, cork, straw and plaiting materials	29	1,229,172	1,053,581
C170	Manufacture of paper and paper products	154	52,294,160	47,358,769
C181	Printing and service activities related to printing	656	22,935,995	18,174,510
C192	Manufacture of refined petroleum products	4	488,383	414,721
C199	Manufacture of other fuel products	S	S	S
C201	Manufacture of basic chemicals	43	17,286,148	13,743,161
C202	Manufacture of other chemical products, n.e.c.	166	110,309,317	80,268,722
C203	Manufacture of man-made fibers	S	S	S
C210	Manufacture of pharmaceuticals, medicinal chemical and botanical products	29	53,821,595	27,600,164
C221	Manufacture of rubber products	53	6,115,327	5,567,404
C222	Manufacture of plastics products	350	56,138,925	50,150,409
C231	Manufacture of glass and glass products	31	10,478,602	8,650,970
C239	Manufacture of non-metallic mineral products, n.e.c.	65	13,148,221	10,598,377
C241	Manufacture of basic iron and steel	82	51,260,140	48,928,838
C242	Manufacture of basic precious and other non-ferrous metals	4	7,289,311	6,746,236
C243	Casting of metals	18	2,004,808	1,856,819
C251	Manufacture of structural metal products, tanks, reservoirs and steam generators	141	17,906,906	16,415,603
C252	Manufacture of weapons and ammunition	4	274,057	201,857
C259	Manufacture of other fabricated metal products; metal working service activities	168	25,726,756	23,423,962
C261	Manufacture of electronic components	9	29,999,157	27,710,306
C262	Manufacture of computers and peripheral equipment and accessories	S	S	S
C264	Manufacture of consumer electronics	8	398,750	264,651
C265	Manufacture of measuring, testing, navigating and control equipment; watches and clocks	8	478,648	406,209
C267	Manufacture of optical instruments and photographic equipment	S	S	S

Table 5 Number of Establishments and Expense by Type for Manufacturing Establishments by Region and Industry Group: Philippines, 2018*(Values are in thousand PhP, except number of establishments. Details may not add-up to total due to rounding and/or statistical disclosure control.)**Continued*

2009 PSIC Code	Region / Industry Description	Number of Establishments	Expense	
			Total	Cost of Products and By-products Sold and Contract and Commission Work Done for Others
		(1)	(2)	(3)
C271	Manufacture of electric motors, generators, transformers and electricity distribution and control apparatus	17	1,137,034	1,023,580
C272	Manufacture of batteries and accumulators	S	S	S
C273	Manufacture of wiring and wiring devices	21	9,303,640	8,851,477
C274	Manufacture of electric lighting equipment	9	639,313	577,730
C275	Manufacture of domestic appliances	12	10,264,669	8,523,008
C279	Manufacture of other electrical equipment	6	222,932	187,417
C281	Manufacture of general purpose machinery	34	12,603,904	6,885,288
C282	Manufacture of special purpose machinery	30	2,192,494	1,610,646
C291	Manufacture of motor vehicles	9	280,775	236,223
C292	Manufacture of bodies (coachwork) for motor vehicles; manufacture of trailers and semi-trailers	11	1,527,214	1,310,049
C293	Manufacture of parts and accessories for motor vehicles	15	10,927,707	9,457,106
C301	Building of ships and boats	5	112,209	79,937
C303	Manufacture of air and spacecraft and related machinery	S	S	S
C309	Manufacture of transport equipment, n.e.c.	10	15,266,467	13,514,813
C310	Manufacture of furniture	154	13,509,952	12,237,507
C321	Manufacture of jewelry, bijouterie and related articles	11	167,555	134,838
C322	Manufacture of musical instruments	S	S	S
C323	Manufacture of sports goods	3	984,981	894,844
C324	Manufacture of games and toys	8	227,261	196,845
C325	Manufacture of medical and dental instruments and supplies	11	857,932	701,525
C329	Other manufacturing, n.e.c.	42	2,531,707	2,140,012
C331	Repair of fabricated metal products, machinery and equipment	161	15,684,965	12,967,407
C332	Installation of industrial machinery and equipment	4	75,096	64,311
	Cordillera Administrative Region	685	68,865,442	67,683,672
C101	Processing and preserving of meat	6	34,099	33,197
C102	Processing and preserving of fish, crustaceans and mollusks	8	36,497	36,399
C103	Processing and preserving of fruits and vegetables	6	537,939	494,672

Table 5 Number of Establishments and Expense by Type for Manufacturing Establishments by Region and Industry Group:
Philippines, 2018

(Values are in thousand PhP, except number of establishments. Details may not add-up to total due to rounding and/or statistical disclosure control.)

Continued

2009 PSIC Code	Region / Industry Description	Number of Establishments	Expense	
			Total	Cost of Products and By-products Sold and Contract and Commission Work Done for Others
		(1)	(2)	(3)
C105	Manufacture of dairy products	S	S	S
C106	Manufacture of grain mill products, starches and starch products	100	21,255	14,615
C107	Manufacture of other food products	140	1,291,697	1,106,075
C110	Manufacture of beverages	190	360,235	315,760
C131	Spinning, weaving and finishing of textiles	13	53,725	36,579
C139	Manufacture of other textiles	6	70,232	63,982
C141	Manufacture of wearing apparel, except fur apparel	S	S	S
C142	Custom tailoring and dressmaking	43	67,105	60,287
C162	Manufacture of products of wood, cork, straw and plaiting materials	6	5,925	2,862
C181	Printing and service activities related to printing	75	99,758	86,153
C201	Manufacture of basic chemicals	3	12,958	10,186
C221	Manufacture of rubber products	5	397	397
C222	Manufacture of plastics products	S	S	S
C231	Manufacture of glass and glass products	S	S	S
C239	Manufacture of non-metallic mineral products, n.e.c.	23	255,448	203,821
C241	Manufacture of basic iron and steel	5	59,322	34,722
C251	Manufacture of structural metal products, tanks, reservoirs and steam generators	10	18,470	15,937
C259	Manufacture of other fabricated metal products; metal working service activities	19	17,576	13,923
C261	Manufacture of electronic components	S	S	S
C303	Manufacture of air and spacecraft and related machinery	S	S	S
C310	Manufacture of furniture	17	57,662	45,047
C321	Manufacture of jewelry, bijouterie and related articles	S	S	S
I – Ilocos Region		953	29,858,288	24,325,151
C101	Processing and preserving of meat	12	701,244	680,224
C102	Processing and preserving of fish, crustaceans and mollusks	33	1,812,694	1,748,034
C103	Processing and preserving of fruits and vegetables	3	204,386	132,867
C105	Manufacture of dairy products	S	S	S
C106	Manufacture of grain mill products, starches and starch products	71	594,298	500,044
C107	Manufacture of other food products	347	3,020,964	2,673,506
C108	Manufacture of prepared animal feeds	3	81,079	72,276
C110	Manufacture of beverages	140	3,646,926	3,091,823

Table 5 Number of Establishments and Expense by Type for Manufacturing Establishments by Region and Industry Group: Philippines, 2018

(Values are in thousand PhP, except number of establishments. Details may not add-up to total due to rounding and/or statistical disclosure control.)

Continued

2009 PSIC Code	Region / Industry Description	Number of Establishments	Expense	
			Total	Cost of Products and By-products Sold and Contract and Commission Work Done for Others
		(1)	(2)	(3)
C120	Manufacture of tobacco products	S	S	S
C131	Spinning, weaving and finishing of textiles	5	3,185	2,603
C141	Manufacture of wearing apparel, except fur apparel	5	7,835	7,811
C142	Custom tailoring and dressmaking	42	34,534	32,168
C152	Manufacture of footwear	6	2,544	2,140
C162	Manufacture of products of wood, cork, straw and plaiting materials	13	13,083	12,667
C170	Manufacture of paper and paper products	9	1,738,167	1,022,195
C181	Printing and service activities related to printing	112	224,492	202,440
C201	Manufacture of basic chemicals	6	2,334,182	33,889
C210	Manufacture of pharmaceuticals, medicinal chemical and botanical products	S	S	S
C221	Manufacture of rubber products	5	1,084	1,084
C231	Manufacture of glass and glass products	4	15,997	9,144
C239	Manufacture of non-metallic mineral products, n.e.c.	45	13,235,248	12,004,770
C241	Manufacture of basic iron and steel	11	1,386,701	1,375,177
C251	Manufacture of structural metal products, tanks, reservoirs and steam generators	15	344,732	313,787
C259	Manufacture of other fabricated metal products; metal working service activities	16	12,346	10,974
C273	Manufacture of wiring and wiring devices	S	S	S
C282	Manufacture of special purpose machinery	S	S	S
C292	Manufacture of bodies (coachwork) for motor vehicles; manufacture of trailers and semi-trailers	3	14,064	6,288
C293	Manufacture of parts and accessories for motor vehicles	3	1,062	937
C309	Manufacture of transport equipment, n.e.c.	13	37,716	37,596
C321	Manufacture of jewelry, bijouterie and related articles	S	S	S
C324	Manufacture of games and toys	S	S	S
C329	Other manufacturing, n.e.c.	7	62,708	60,467
C331	Repair of fabricated metal products, machinery and equipment	17	61,079	52,741
II – Cagayan Valley		1,133	26,827,808	19,445,705
C101	Processing and preserving of meat	6	186,607	164,644

Table 5 Number of Establishments and Expense by Type for Manufacturing Establishments by Region and Industry Group:
Philippines, 2018

(Values are in thousand PhP, except number of establishments. Details may not add-up to total due to rounding and/or statistical disclosure control.)

Continued

2009 PSIC Code	Region / Industry Description	Number of Establishments	Expense	
			Total	Cost of Products and By-products Sold and Contract and Commission Work Done for Others
		(1)	(2)	(3)
C102	Processing and preserving of fish, crustaceans and mollusks	4	2,603	2,228
C103	Processing and preserving of fruits and vegetables	8	8,293	6,313
C104	Manufacture of vegetable and animal oils and fats	S	S	S
C105	Manufacture of dairy products	4	20,739	16,453
C106	Manufacture of grain mill products, starches and starch products	175	13,219,389	10,018,610
C107	Manufacture of other food products	382	2,586,915	771,492
C108	Manufacture of prepared animal feeds	7	615,592	366,342
C110	Manufacture of beverages	227	4,772,536	4,111,518
C120	Manufacture of tobacco products	3	1,519,537	1,216,558
C131	Spinning, weaving and finishing of textiles	3	1,673	1,161
C139	Manufacture of other textiles	4	12,513	10,751
C142	Custom tailoring and dressmaking	34	28,744	23,693
C151	Tanning and dressing of leather; manufacture of luggage and handbags	3	2,675	1,706
C162	Manufacture of products of wood, cork, straw and plaiting materials	8	2,560	2,398
C181	Printing and service activities related to printing	122	409,554	342,967
C182	Reproduction of recorded media	3	3,400	2,917
C199	Manufacture of other fuel products	S	S	S
C201	Manufacture of basic chemicals	S	S	S
C222	Manufacture of plastics products	6	15,948	8,061
C239	Manufacture of non-metallic mineral products, n.e.c.	25	73,486	51,839
C241	Manufacture of basic iron and steel	9	7,300	4,156
C251	Manufacture of structural metal products, tanks, reservoirs and steam generators	12	61,293	51,880
C252	Manufacture of weapons and ammunition	S	S	S
C259	Manufacture of other fabricated metal products; metal working service activities	32	63,898	58,423
C279	Manufacture of other electrical equipment	3	1,129,401	941,426
C282	Manufacture of special purpose machinery	3	560,790	150,634
C310	Manufacture of furniture	21	154,279	127,067
C321	Manufacture of jewelry, bijouterie and related articles	5	598	583
C329	Other manufacturing, n.e.c.	S	S	S
C331	Repair of fabricated metal products, machinery and equipment	17	22,700	19,408

Table 5 Number of Establishments and Expense by Type for Manufacturing Establishments by Region and Industry Group: Philippines, 2018*(Values are in thousand PhP, except number of establishments. Details may not add-up to total due to rounding and/or statistical disclosure control.)**Continued*

2009 PSIC Code	Region / Industry Description	Number of Establishments	Expense	
			Total	Cost of Products and By-products Sold and Contract and Commission Work Done for Others
		(1)	(2)	(3)
III – Central Luzon		3,388	825,708,628	722,229,212
C101	Processing and preserving of meat	74	18,463,772	16,975,300
C102	Processing and preserving of fish, crustaceans and mollusks	27	3,653,134	3,356,407
C103	Processing and preserving of fruits and vegetables	31	5,649,126	3,927,492
C104	Manufacture of vegetable and animal oils and fats	4	1,889,375	1,870,166
C105	Manufacture of dairy products	12	2,125,021	1,837,026
C106	Manufacture of grain mill products, starches and starch products	235	12,300,571	11,150,338
C107	Manufacture of other food products	1,054	29,771,633	23,167,576
C108	Manufacture of prepared animal feeds	54	45,678,542	38,749,983
C110	Manufacture of beverages	360	35,518,499	28,479,477
C120	Manufacture of tobacco products	S	S	S
C131	Spinning, weaving and finishing of textiles	20	5,292,786	4,518,406
C139	Manufacture of other textiles	40	2,173,595	1,914,042
C141	Manufacture of wearing apparel, except fur apparel	149	9,341,488	8,628,451
C142	Custom tailoring and dressmaking	60	158,316	55,735
C143	Manufacture of knitted and crocheted apparel	3	566,783	520,638
C151	Tanning and dressing of leather; manufacture of luggage and handbags	41	7,385,307	7,019,642
C152	Manufacture of footwear	10	2,085,485	1,842,602
C161	Sawmilling and 535lanning of wood	S	S	S
C162	Manufacture of products of wood, cork, straw and plaiting materials	63	1,263,208	1,111,863
C170	Manufacture of paper and paper products	35	18,442,371	16,600,541
C181	Printing and service activities related to printing	163	768,526	623,197
C192	Manufacture of refined petroleum products	3	142,550,823	142,402,917
C201	Manufacture of basic chemicals	21	9,950,316	7,406,087
C202	Manufacture of other chemical products, n.e.c.	35	5,765,475	4,668,929
C210	Manufacture of pharmaceuticals, medicinal chemical and botanical products	22	5,149,226	4,727,710
C221	Manufacture of rubber products	14	8,955,562	6,327,691
C222	Manufacture of plastics products	115	17,253,680	15,742,048
C231	Manufacture of glass and glass products	14	1,210,978	1,080,916
C239	Manufacture of non-metallic mineral products, n.e.c.	134	37,809,049	31,401,552

Table 5 Number of Establishments and Expense by Type for Manufacturing Establishments by Region and Industry Group:
Philippines, 2018

(Values are in thousand PhP, except number of establishments. Details may not add-up to total due to rounding and/or statistical disclosure control.)

Continued

2009 PSIC Code	Region / Industry Description	Number of Establishments	Expense	
			Total	Cost of Products and By-products Sold and Contract and Commission Work Done for Others
		(1)	(2)	(3)
C241	Manufacture of basic iron and steel	44	64,115,106	19,979,108
C242	Manufacture of basic precious and other non-ferrous metals	4	298,611	257,728
C243	Casting of metals	7	931,536	892,473
C251	Manufacture of structural metal products, tanks, reservoirs and steam generators	60	4,172,366	3,277,277
C259	Manufacture of other fabricated metal products; metal working service activities	85	10,382,886	9,385,217
C261	Manufacture of electronic components	14	135,701,447	132,853,577
C262	Manufacture of computers and peripheral equipment and accessories	5	10,241,865	9,252,761
C263	Manufacture of communication equipment	S	S	S
C264	Manufacture of consumer electronics	3	214,589	210,133
C265	Manufacture of measuring, testing, navigating and control equipment; watches and clocks	3	191,284	152,359
C271	Manufacture of electric motors, generators, transformers and electricity distribution and control apparatus	10	1,137,119	1,032,842
C272	Manufacture of batteries and accumulators	S	S	S
C273	Manufacture of wiring and wiring devices	10	8,492,551	7,985,944
C274	Manufacture of electric lighting equipment	7	865,598	767,382
C275	Manufacture of domestic appliances	4	1,286,572	1,206,781
C279	Manufacture of other electrical equipment	10	1,251,174	1,153,369
C281	Manufacture of general purpose machinery	13	5,573,874	5,411,350
C282	Manufacture of special purpose machinery	15	334,745	273,671
C291	Manufacture of motor vehicles	4	185,986	173,686
C292	Manufacture of bodies (coachwork) for motor vehicles; manufacture of trailers and semi-trailers	S	S	S
C293	Manufacture of parts and accessories for motor vehicles	9	32,687,823	31,345,040
C301	Building of ships and boats	S	S	S
C303	Manufacture of air and spacecraft and related machinery	5	966,770	848,259
C309	Manufacture of transport equipment, n.e.c.	13	66,255	51,794
C310	Manufacture of furniture	121	3,067,973	2,745,030

Table 5 Number of Establishments and Expense by Type for Manufacturing Establishments by Region and Industry Group:
Philippines, 2018

(Values are in thousand PhP, except number of establishments. Details may not add-up to total due to rounding and/or statistical disclosure control.)

Continued

2009 PSIC Code	Region / Industry Description	Number of Establishments	Expense	
			Total	Cost of Products and By-products Sold and Contract and Commission Work Done for Others
		(1)	(2)	(3)
C321	Manufacture of jewelry, bijouterie and related articles	15	364,750	332,984
C322	Manufacture of musical instruments	S	S	S
C323	Manufacture of sports goods	3	1,472,396	1,379,334
C324	Manufacture of games and toys	8	840,157	804,360
C325	Manufacture of medical and dental instruments and supplies	9	5,323,968	4,864,848
C329	Other manufacturing, n.e.c.	42	2,073,511	1,943,297
C331	Repair of fabricated metal products, machinery and equipment	62	7,994,835	7,025,483
C332	Installation of industrial machinery and equipment	S	S	S
IVA – CALABARZON		4,035	2,306,480,894	2,035,994,389
C101	Processing and preserving of meat	41	37,983,654	32,359,114
C102	Processing and preserving of fish, crustaceans and mollusks	12	10,020,920	8,409,600
C103	Processing and preserving of fruits and vegetables	19	5,781,663	3,996,287
C104	Manufacture of vegetable and animal oils and fats	31	16,940,166	14,928,345
C105	Manufacture of dairy products	12	80,125,214	72,802,386
C106	Manufacture of grain mill products, starches and starch products	90	5,517,705	4,736,467
C107	Manufacture of other food products	877	92,014,863	74,519,357
C108	Manufacture of prepared animal feeds	69	9,103,485	7,942,850
C110	Manufacture of beverages	291	131,763,724	96,875,436
C120	Manufacture of tobacco products	3	18,173,005	15,525,159
C131	Spinning, weaving and finishing of textiles	10	1,968,723	1,795,677
C139	Manufacture of other textiles	33	1,507,230	1,233,586
C141	Manufacture of wearing apparel, except fur apparel	244	16,473,705	14,206,298
C142	Custom tailoring and dressmaking	90	146,584	114,674
C143	Manufacture of knitted and crocheted apparel	16	2,673,004	2,540,951
C151	Tanning and dressing of leather; manufacture of luggage and handbags	24	14,515,339	13,777,450
C152	Manufacture of footwear	34	2,332,377	2,118,690
C161	Sawmilling and planing of wood	S	S	S
C162	Manufacture of products of wood, cork, straw and plaiting materials	64	35,427,082	34,099,931
C170	Manufacture of paper and paper products	76	18,659,342	16,693,711
C181	Printing and service activities related to printing	198	6,944,729	6,058,207
C182	Reproduction of recorded media	S	S	S

Table 5 Number of Establishments and Expense by Type for Manufacturing Establishments by Region and Industry Group:
Philippines, 2018

(Values are in thousand PhP, except number of establishments. Details may not add-up to total due to rounding and/or statistical disclosure control.)

Continued

2009 PSIC Code	Region / Industry Description	Number of Establishments	Expense	
			Total	Cost of Products and By-products Sold and Contract and Commission Work Done for Others
		(1)	(2)	(3)
C192	Manufacture of refined petroleum products	S	S	S
C199	Manufacture of other fuel products	S	S	S
C201	Manufacture of basic chemicals	31	55,354,781	50,312,390
C202	Manufacture of other chemical products, n.e.c.	91	74,579,407	52,038,908
C210	Manufacture of pharmaceuticals, medicinal chemical and botanical products	34	16,349,720	12,261,514
C221	Manufacture of rubber products	35	6,366,026	5,266,504
C222	Manufacture of plastics products	181	51,855,606	45,594,487
C231	Manufacture of glass and glass products	18	9,339,870	7,617,029
C239	Manufacture of non-metallic mineral products, n.e.c.	115	77,827,703	69,010,851
C241	Manufacture of basic iron and steel	59	50,370,179	47,625,316
C242	Manufacture of basic precious and other non-ferrous metals	8	4,448,701	4,261,751
C243	Casting of metals	16	9,294,301	8,225,666
C251	Manufacture of structural metal products, tanks, reservoirs and steam generators	109	13,968,749	11,736,723
C252	Manufacture of weapons and ammunition	S	S	S
C259	Manufacture of other fabricated metal products; metal working service activities	245	38,863,536	33,753,666
C261	Manufacture of electronic components	103	343,972,758	318,475,148
C262	Manufacture of computers and peripheral equipment and accessories	24	231,433,855	215,770,654
C263	Manufacture of communication equipment	10	4,167,296	3,882,802
C264	Manufacture of consumer electronics	12	18,803,282	16,998,278
C265	Manufacture of measuring, testing, navigating and control equipment; watches and clocks	5	2,662,676	2,473,893
C267	Manufacture of optical instruments and photographic equipment	9	11,819,997	11,051,955
C271	Manufacture of electric motors, generators, transformers and electricity distribution and control apparatus	46	13,612,153	12,658,992
C272	Manufacture of batteries and accumulators	S	S	S
C273	Manufacture of wiring and wiring devices	20	18,033,306	16,499,335
C274	Manufacture of electric lighting equipment	15	7,277,360	6,651,523

Table 5 Number of Establishments and Expense by Type for Manufacturing Establishments by Region and Industry Group:
Philippines, 2018

(Values are in thousand PhP, except number of establishments. Details may not add-up to total due to rounding and/or statistical disclosure control.)

Continued

2009 PSIC Code	Region / Industry Description	Number of Establishments	Expense	
			Total	Cost of Products and By-products Sold and Contract and Commission Work Done for Others
		(1)	(2)	(3)
C275	Manufacture of domestic appliances	12	1,826,970	1,614,938
C279	Manufacture of other electrical equipment	14	65,390,767	59,737,061
C281	Manufacture of general purpose machinery	41	62,833,485	57,293,845
C282	Manufacture of special purpose machinery	73	32,783,468	30,048,736
C291	Manufacture of motor vehicles	13	48,014,391	45,294,845
C292	Manufacture of bodies (coachwork) for motor vehicles; manufacture of trailers and semi-trailers	10	1,183,100	958,664
C293	Manufacture of parts and accessories for motor vehicles	74	174,379,014	158,351,700
C301	Building of ships and boats	5	514,199	100,734
C302	Manufacture of railway locomotive and rolling stock	S	S	S
C303	Manufacture of air and spacecraft and related machinery	S	S	S
C309	Manufacture of transport equipment, n.e.c.	21	97,091,801	70,218,072
C310	Manufacture of furniture	150	4,551,838	3,462,443
C321	Manufacture of jewelry, bijouterie and related articles	4	159,222	125,613
C322	Manufacture of musical instruments	S	S	S
C323	Manufacture of sports goods	8	1,686,550	1,588,320
C324	Manufacture of games and toys	6	1,205,341	1,083,658
C325	Manufacture of medical and dental instruments and supplies	21	33,275,390	30,194,123
C329	Other manufacturing, n.e.c.	17	951,284	780,431
C331	Repair of fabricated metal products, machinery and equipment	133	4,738,352	3,805,520
C332	Installation of industrial machinery and equipment	S	S	S
	MIMAROPA	1,118	16,898,709	13,379,204
C101	Processing and preserving of meat	3	188,300	181,834
C102	Processing and preserving of fish, crustaceans and mollusks	S	S	S
C103	Processing and preserving of fruits and vegetables	S	S	S
C104	Manufacture of vegetable and animal oils and fats	7	503,222	392,158
C105	Manufacture of dairy products	5	1,616	1,275
C106	Manufacture of grain mill products, starches and starch products	98	3,066,331	2,494,725
C107	Manufacture of other food products	432	932,833	820,069
C110	Manufacture of beverages	289	247,792	203,643

Table 5 Number of Establishments and Expense by Type for Manufacturing Establishments by Region and Industry Group:
Philippines, 2018

(Values are in thousand PhP, except number of establishments. Details may not add-up to total due to rounding and/or statistical disclosure control.)

Continued

2009 PSIC Code	Region / Industry Description	Number of Establishments	Expense	
			Total	Cost of Products and By-products Sold and Contract and Commission Work Done for Others
		(1)	(2)	(3)
C131	Spinning, weaving and finishing of textiles	3	2,675	2,631
C141	Manufacture of wearing apparel, except fur apparel	8	4,564	3,817
C142	Custom tailoring and dressmaking	22	25,599	19,747
C151	Tanning and dressing of leather; manufacture of luggage and handbags	3	2,493	1,985
C161	Sawmilling and planing of wood	4	1,612	1,360
C162	Manufacture of products of wood, cork, straw and plaiting materials	13	66,455	44,916
C181	Printing and service activities related to printing	123	230,637	161,240
C201	Manufacture of basic chemicals	3	1,440	1,364
C202	Manufacture of other chemical products, n.e.c.	S	S	S
C210	Manufacture of pharmaceuticals, medicinal chemical and botanical products	S	S	S
C222	Manufacture of plastics products	6	7,402	6,035
C239	Manufacture of non-metallic mineral products, n.e.c.	37	23,601	20,530
C241	Manufacture of basic iron and steel	8	3,136	2,757
C242	Manufacture of basic precious and other non-ferrous metals	S	S	S
C259	Manufacture of other fabricated metal products; metal working service activities	19	16,973	15,162
C282	Manufacture of special purpose machinery	S	S	S
C310	Manufacture of furniture	21	31,557	26,770
C331	Repair of fabricated metal products, machinery and equipment	5	9,660	7,680
V – Bicol Region		1,339	28,190,011	24,902,369
C101	Processing and preserving of meat	14	147,239	125,488
C102	Processing and preserving of fish, crustaceans and mollusks	28	480,128	441,511
C103	Processing and preserving of fruits and vegetables	5	35,247	33,439
C104	Manufacture of vegetable and animal oils and fats	9	3,252,019	3,059,992
C105	Manufacture of dairy products	6	17,735	7,410
C106	Manufacture of grain mill products, starches and starch products	67	2,532,113	1,919,874
C107	Manufacture of other food products	542	2,213,811	1,824,762
C108	Manufacture of prepared animal feeds	4	641,742	554,280
C110	Manufacture of beverages	249	1,252,639	671,998

Table 5 Number of Establishments and Expense by Type for Manufacturing Establishments by Region and Industry Group: Philippines, 2018

(Values are in thousand PhP, except number of establishments. Details may not add-up to total due to rounding and/or statistical disclosure control.)

Continued

2009 PSIC Code	Region / Industry Description	Number of Establishments	Expense	
			Total	Cost of Products and By-products Sold and Contract and Commission Work Done for Others
		(1)	(2)	(3)
C120	Manufacture of tobacco products	S	S	S
C131	Spinning, weaving and finishing of textiles	6	1,602	1,567
C139	Manufacture of other textiles	10	309,572	277,424
C141	Manufacture of wearing apparel, except fur apparel	19	78,693	69,400
C142	Custom tailoring and dressmaking	55	53,996	49,611
C151	Tanning and dressing of leather; manufacture of luggage and handbags	3	3,506	1,914
C152	Manufacture of footwear	4	2,272	2,013
C162	Manufacture of products of wood, cork, straw and plaiting materials	32	314,334	243,583
C170	Manufacture of paper and paper products	5	1,094,267	886,064
C181	Printing and service activities related to printing	93	238,505	178,419
C201	Manufacture of basic chemicals	3	6,532	5,194
C210	Manufacture of pharmaceuticals, medicinal chemical and botanical products	5	11,178	8,889
C231	Manufacture of glass and glass products	S	S	S
C239	Manufacture of non-metallic mineral products, n.e.c.	29	2,801,195	2,462,548
C241	Manufacture of basic iron and steel	12	298,085	248,828
C242	Manufacture of basic precious and other non-ferrous metals	S	S	S
C251	Manufacture of structural metal products, tanks, reservoirs and steam generators	21	49,374	34,449
C259	Manufacture of other fabricated metal products; metal working service activities	31	12,259	11,136
C281	Manufacture of general purpose machinery	4	220,146	150,655
C282	Manufacture of special purpose machinery	3	48,514	37,581
C293	Manufacture of parts and accessories for motor vehicles	3	820	566
C310	Manufacture of furniture	25	31,965	30,165
C329	Other manufacturing, n.e.c.	19	91,862	72,893
C331	Repair of fabricated metal products, machinery and equipment	29	305,465	138,045
VI – Western Visayas		1,425	72,959,918	61,161,558
C101	Processing and preserving of meat	19	4,931,802	4,580,193
C102	Processing and preserving of fish, crustaceans and mollusks	31	742,666	646,804

Table 5 Number of Establishments and Expense by Type for Manufacturing Establishments by Region and Industry Group:
Philippines, 2018

(Values are in thousand PhP, except number of establishments. Details may not add-up to total due to rounding and/or statistical disclosure control.)

Continued

2009 PSIC Code	Region / Industry Description	Number of Establishments	Expense	
			Total	Cost of Products and By-products Sold and Contract and Commission Work Done for Others
		(1)	(2)	(3)
C103	Processing and preserving of fruits and vegetables	S	S	S
C104	Manufacture of vegetable and animal oils and fats	5	142,365	118,409
C105	Manufacture of dairy products	5	8,358	7,571
C106	Manufacture of grain mill products, starches and starch products	107	1,262,045	983,181
C107	Manufacture of other food products	444	34,930,263	29,946,425
C108	Manufacture of prepared animal feeds	3	5,017,980	4,503,806
C110	Manufacture of beverages	282	14,697,239	11,269,222
C131	Spinning, weaving and finishing of textiles	14	48,277	46,801
C139	Manufacture of other textiles	4	6,848	6,697
C141	Manufacture of wearing apparel, except fur apparel	17	40,955	28,265
C142	Custom tailoring and dressmaking	63	73,941	55,112
C161	Sawmilling and planing of wood	3	12,297	8,401
C162	Manufacture of products of wood, cork, straw and plaiting materials	14	57,111	27,422
C181	Printing and service activities related to printing	145	407,259	334,451
C192	Manufacture of refined petroleum products	S	S	S
C201	Manufacture of basic chemicals	9	7,386,662	5,936,806
C202	Manufacture of other chemical products, n.e.c.	S	S	S
C210	Manufacture of pharmaceuticals, medicinal chemical and botanical products	7	39,007	29,003
C221	Manufacture of rubber products	3	1,706	747
C222	Manufacture of plastics products	21	613,011	559,596
C231	Manufacture of glass and glass products	4	3,862	3,819
C239	Manufacture of non-metallic mineral products, n.e.c.	99	1,148,990	955,552
C241	Manufacture of basic iron and steel	14	212,741	184,673
C243	Casting of metals	5	49,710	39,343
C251	Manufacture of structural metal products, tanks, reservoirs and steam generators	17	149,032	133,994
C259	Manufacture of other fabricated metal products; metal working service activities	33	92,291	71,926
C265	Manufacture of measuring, testing, navigating and control equipment; watches and clocks	S	S	S
C267	Manufacture of optical instruments and photographic equipment	S	S	S

Table 5 Number of Establishments and Expense by Type for Manufacturing Establishments by Region and Industry Group: Philippines, 2018

(Values are in thousand PhP, except number of establishments. Details may not add-up to total due to rounding and/or statistical disclosure control.)

Continued

2009 PSIC Code	Region / Industry Description	Number of Establishments	Expense	
			Total	Cost of Products and By-products Sold and Contract and Commission Work Done for Others
		(1)	(2)	(3)
C282	Manufacture of special purpose machinery	3	179,365	177,275
C293	Manufacture of parts and accessories for motor vehicles	3	1,702	1,397
C310	Manufacture of furniture	12	349,391	245,329
C321	Manufacture of jewelry, bijouterie and related articles	5	12,307	11,983
C329	Other manufacturing, n.e.c.	11	163,551	124,194
C331	Repair of fabricated metal products, machinery and equipment	16	101,445	58,833
VII – Central Visayas		2,347	298,404,382	251,712,953
C101	Processing and preserving of meat	27	12,644,086	11,406,284
C102	Processing and preserving of fish, crustaceans and mollusks	34	8,998,476	7,871,477
C103	Processing and preserving of fruits and vegetables	21	6,061,363	5,400,635
C104	Manufacture of vegetable and animal oils and fats	14	10,833,443	7,546,172
C105	Manufacture of dairy products	6	108,692	100,624
C106	Manufacture of grain mill products, starches and starch products	71	2,471,105	2,259,726
C107	Manufacture of other food products	758	11,553,353	10,172,625
C108	Manufacture of prepared animal feeds	19	27,331,045	25,855,589
C110	Manufacture of beverages	247	16,020,202	11,721,001
C131	Spinning, weaving and finishing of textiles	4	139,894	119,432
C139	Manufacture of other textiles	13	1,073,303	983,988
C141	Manufacture of wearing apparel, except fur apparel	53	8,947,091	7,810,019
C142	Custom tailoring and dressmaking	50	44,775	39,237
C151	Tanning and dressing of leather; manufacture of luggage and handbags	S	S	S
C152	Manufacture of footwear	16	762,546	668,394
C161	Sawmilling and planing of wood	8	976,074	722,204
C162	Manufacture of products of wood, cork, straw and plaiting materials	15	1,414,176	1,335,169
C170	Manufacture of paper and paper products	19	3,188,472	2,757,133
C181	Printing and service activities related to printing	268	1,771,424	1,514,414
C201	Manufacture of basic chemicals	18	7,847,269	6,947,929
C202	Manufacture of other chemical products, n.e.c.	36	4,842,043	4,372,323
C210	Manufacture of pharmaceuticals, medicinal chemical and botanical products	4	2,188,862	1,674,875
C221	Manufacture of rubber products	7	2,561,184	2,312,353

Table 5 Number of Establishments and Expense by Type for Manufacturing Establishments by Region and Industry Group:
Philippines, 2018

(Values are in thousand PhP, except number of establishments. Details may not add-up to total due to rounding and/or statistical disclosure control.)

Continued

2009 PSIC Code	Region / Industry Description	Number of Establishments	Expense	
			Total	Cost of Products and By-products Sold and Contract and Commission Work Done for Others
		(1)	(2)	(3)
C222	Manufacture of plastics products	71	5,792,649	5,407,064
C231	Manufacture of glass and glass products	7	1,981,359	1,608,507
C239	Manufacture of non-metallic mineral products, n.e.c.	45	31,613,513	22,163,237
C241	Manufacture of basic iron and steel	29	17,019,785	8,414,233
C242	Manufacture of basic precious and other non-ferrous metals	S	S	S
C243	Casting of metals	8	1,722,721	1,631,441
C251	Manufacture of structural metal products, tanks, reservoirs and steam generators	10	1,327,944	1,175,152
C252	Manufacture of weapons and ammunition	S	S	S
C259	Manufacture of other fabricated metal products; metal working service activities	50	5,979,910	4,650,375
C261	Manufacture of electronic components	10	19,335,856	17,072,715
C262	Manufacture of computers and peripheral equipment and accessories	S	S	S
C263	Manufacture of communication equipment	S	S	S
C264	Manufacture of consumer electronics	3	5,362,884	5,084,025
C265	Manufacture of measuring, testing, navigating and control equipment; watches and clocks	5	1,346,169	1,246,603
C267	Manufacture of optical instruments and photographic equipment	12	6,647,502	6,303,469
C271	Manufacture of electric motors, generators, transformers and electricity distribution and control apparatus	7	1,941,309	1,744,818
C273	Manufacture of wiring and wiring devices	S	S	S
C274	Manufacture of electric lighting equipment	4	697,143	677,964
C275	Manufacture of domestic appliances	S	S	S
C279	Manufacture of other electrical equipment	S	S	S
C281	Manufacture of general purpose machinery	5	3,338,016	3,122,977
C282	Manufacture of special purpose machinery	5	218,078	192,405
C291	Manufacture of motor vehicles	10	2,599,173	2,485,931
C293	Manufacture of parts and accessories for motor vehicles	8	3,951,862	3,445,167
C301	Building of ships and boats	13	27,805,078	27,234,203
C309	Manufacture of transport equipment, n.e.c.	3	3,904,893	3,712,941

Table 5 Number of Establishments and Expense by Type for Manufacturing Establishments by Region and Industry Group: Philippines, 2018

(Values are in thousand PhP, except number of establishments. Details may not add-up to total due to rounding and/or statistical disclosure control.)

Continued

2009 PSIC Code	Region / Industry Description	Number of Establishments	Expense	
			Total	Cost of Products and By-products Sold and Contract and Commission Work Done for Others
		(1)	(2)	(3)
C310	Manufacture of furniture	173	8,304,118	6,767,883
C321	Manufacture of jewelry, bijouterie and related articles	37	1,446,218	1,287,096
C322	Manufacture of musical instruments	S	S	S
C323	Manufacture of sports goods	S	S	S
C324	Manufacture of games and toys	S	S	S
C325	Manufacture of medical and dental instruments and supplies	15	2,308,455	1,754,935
C329	Other manufacturing, n.e.c.	24	915,670	804,469
C331	Repair of fabricated metal products, machinery and equipment	66	925,299	792,658
VIII – Eastern Visayas		1,415	119,604,691	110,248,606
C101	Processing and preserving of meat	S	S	S
C102	Processing and preserving of fish, crustaceans and mollusks	8	313,554	305,129
C103	Processing and preserving of fruits and vegetables	5	19,484	17,635
C104	Manufacture of vegetable and animal oils and fats	7	4,027,045	3,921,370
C105	Manufacture of dairy products	S	S	S
C106	Manufacture of grain mill products, starches and starch products	100	583,000	526,820
C107	Manufacture of other food products	646	5,613,759	4,800,269
C110	Manufacture of beverages	365	3,213,523	2,699,344
C131	Spinning, weaving and finishing of textiles	4	11,420	68
C139	Manufacture of other textiles	S	S	S
C141	Manufacture of wearing apparel, except fur apparel	8	5,630	5,086
C142	Custom tailoring and dressmaking	34	16,309	15,136
C162	Manufacture of products of wood, cork, straw and plaiting materials	13	21,656	12,426
C170	Manufacture of paper and paper products	7	1,924,914	1,673,976
C181	Printing and service activities related to printing	76	244,862	178,768
C201	Manufacture of basic chemicals	7	639,798	570,594
C210	Manufacture of pharmaceuticals, medicinal chemical and botanical products	S	S	S
C222	Manufacture of plastics products	9	63,538	51,790
C231	Manufacture of glass and glass products	6	19,382	14,718
C239	Manufacture of non-metallic mineral products, n.e.c.	38	28,113	22,251
C241	Manufacture of basic iron and steel	3	7,058	7,058
C242	Manufacture of basic precious and other non-ferrous metals	S	S	S

Table 5 Number of Establishments and Expense by Type for Manufacturing Establishments by Region and Industry Group: Philippines, 2018

(Values are in thousand PhP, except number of establishments. Details may not add-up to total due to rounding and/or statistical disclosure control.)

Continued

2009 PSIC Code	Region / Industry Description	Number of Establishments	Expense	
			Total	Cost of Products and By-products Sold and Contract and Commission Work Done for Others
		(1)	(2)	(3)
C243	Casting of metals	S	S	S
C251	Manufacture of structural metal products, tanks, reservoirs and steam generators	5	22,151	20,718
C259	Manufacture of other fabricated metal products; metal working service activities	38	13,661	13,407
C273	Manufacture of wiring and wiring devices	S	S	S
C282	Manufacture of special purpose machinery	S	S	S
C310	Manufacture of furniture	4	3,728	3,140
C321	Manufacture of jewelry, bijouterie and related articles	5	4,412	4,412
C329	Other manufacturing, n.e.c.	12	49,691	45,064
C331	Repair of fabricated metal products, machinery and equipment	6	85,123	70,384
	IX – Zamboanga Peninsula	1,278	47,403,278	38,777,511
C101	Processing and preserving of meat	12	676,335	614,821
C102	Processing and preserving of fish, crustaceans and mollusks	29	12,412,919	10,066,425
C104	Manufacture of vegetable and animal oils and fats	6	21,380,303	18,165,987
C105	Manufacture of dairy products	4	1,566	1,002
C106	Manufacture of grain mill products, starches and starch products	133	815,012	716,261
C107	Manufacture of other food products	649	4,902,872	4,187,557
C108	Manufacture of prepared animal feeds	S	S	S
C110	Manufacture of beverages	151	2,096,967	254,393
C139	Manufacture of other textiles	S	S	S
C142	Custom tailoring and dressmaking	37	61,920	54,339
C161	Sawmilling and planing of wood	4	4,822	2,847
C162	Manufacture of products of wood, cork, straw and plaiting materials	S	S	S
C181	Printing and service activities related to printing	81	115,581	95,811
C221	Manufacture of rubber products	5	1,454,824	1,428,456
C222	Manufacture of plastics products	8	66,972	55,286
C231	Manufacture of glass and glass products	4	8,865	8,833
C239	Manufacture of non-metallic mineral products, n.e.c.	36	95,824	83,360
C241	Manufacture of basic iron and steel	5	69,122	65,717
C251	Manufacture of structural metal products, tanks, reservoirs and steam generators	12	21,524	14,314
C259	Manufacture of other fabricated metal products; metal working service activities	23	2,146,036	2,056,317

Table 5 Number of Establishments and Expense by Type for Manufacturing Establishments by Region and Industry Group: Philippines, 2018

(Values are in thousand PhP, except number of establishments. Details may not add-up to total due to rounding and/or statistical disclosure control.)

Continued

2009 PSIC Code	Region / Industry Description	Number of Establishments	Expense	
			Total	Cost of Products and By-products Sold and Contract and Commission Work Done for Others
		(1)	(2)	(3)
C310	Manufacture of furniture	26	97,507	74,821
C321	Manufacture of jewelry, bijouterie and related articles	S	S	S
C329	Other manufacturing, n.e.c.	4	3,643	3,269
C331	Repair of fabricated metal products, machinery and equipment	44	101,779	85,615
	X – Northern Mindanao	1,124	132,467,244	116,837,655
C101	Processing and preserving of meat	23	452,285	349,210
C102	Processing and preserving of fish, crustaceans and mollusks	S	S	S
C103	Processing and preserving of fruits and vegetables	15	25,354,498	22,436,183
C104	Manufacture of vegetable and animal oils and fats	9	15,139,730	13,944,969
C105	Manufacture of dairy products	6	80,931	70,139
C106	Manufacture of grain mill products, starches and starch products	36	25,926,286	22,700,199
C107	Manufacture of other food products	409	6,283,610	5,205,937
C108	Manufacture of prepared animal feeds	7	15,530,863	14,069,107
C110	Manufacture of beverages	182	8,726,790	7,449,519
C131	Spinning, weaving and finishing of textiles	3	204	204
C139	Manufacture of other textiles	5	6,908	5,878
C141	Manufacture of wearing apparel, except fur apparel	10	91,259	47,196
C142	Custom tailoring and dressmaking	43	74,462	48,967
C152	Manufacture of footwear	4	126,999	102,315
C161	Sawmilling and 547lanning of wood	15	718,988	500,808
C162	Manufacture of products of wood, cork, straw and plaiting materials	14	369,103	325,739
C170	Manufacture of paper and paper products	6	3,897,886	3,588,274
C181	Printing and service activities related to printing	92	284,634	257,375
C192	Manufacture of refined petroleum products	3	71,067	3,800
C201	Manufacture of basic chemicals	11	19,930,530	18,209,288
C202	Manufacture of other chemical products, n.e.c.	4	2,679,868	2,266,742
C210	Manufacture of pharmaceuticals, medicinal chemical and botanical products	S	S	S
C221	Manufacture of rubber products	S	S	S
C222	Manufacture of plastics products	22	575,731	184,598
C231	Manufacture of glass and glass products	3	3,768	2,583
C239	Manufacture of non-metallic mineral products, n.e.c.	38	2,631,515	2,286,221

Table 5 Number of Establishments and Expense by Type for Manufacturing Establishments by Region and Industry Group: Philippines, 2018

(Values are in thousand PhP, except number of establishments. Details may not add-up to total due to rounding and/or statistical disclosure control.)

Continued

2009 PSIC Code	Region / Industry Description	Number of Establishments	Expense	
			Total	Cost of Products and By-products Sold and Contract and Commission Work Done for Others
		(1)	(2)	(3)
C241	Manufacture of basic iron and steel	10	998,740	898,417
C243	Casting of metals	3	11,881	6,961
C251	Manufacture of structural metal products, tanks, reservoirs and steam generators	26	458,326	396,854
C259	Manufacture of other fabricated metal products; metal working service activities	17	88,124	81,670
C264	Manufacture of consumer electronics	S	S	S
C271	Manufacture of electric motors, generators, transformers and electricity distribution and control apparatus	S	S	S
C281	Manufacture of general purpose machinery	S	S	S
C282	Manufacture of special purpose machinery	S	S	S
C291	Manufacture of motor vehicles	3	31,191	27,473
C293	Manufacture of parts and accessories for motor vehicles	3	4,659	4,292
C310	Manufacture of furniture	39	385,768	240,641
C321	Manufacture of jewelry, bijouterie and related articles	S	S	S
C324	Manufacture of games and toys	S	S	S
C329	Other manufacturing, n.e.c.	S	S	S
C331	Repair of fabricated metal products, machinery and equipment	49	800,774	722,017
XI – Davao Region		1,478	113,035,336	97,504,560
C101	Processing and preserving of meat	13	1,087,740	959,186
C102	Processing and preserving of fish, crustaceans and mollusks	5	423,573	391,368
C103	Processing and preserving of fruits and vegetables	13	1,128,646	887,927
C104	Manufacture of vegetable and animal oils and fats	17	16,257,553	14,651,227
C105	Manufacture of dairy products	5	10,466	9,325
C106	Manufacture of grain mill products, starches and starch products	131	4,393,029	2,602,909
C107	Manufacture of other food products	430	15,376,705	13,729,086
C108	Manufacture of prepared animal feeds	7	18,570,842	15,916,203
C110	Manufacture of beverages	270	15,105,391	13,130,952
C120	Manufacture of tobacco products	S	S	S
C139	Manufacture of other textiles	19	213,200	174,219
C141	Manufacture of wearing apparel, except fur apparel	23	134,567	119,370
C142	Custom tailoring and dressmaking	41	99,872	78,055
C152	Manufacture of footwear	5	6,268	4,398

Table 5 Number of Establishments and Expense by Type for Manufacturing Establishments by Region and Industry Group: Philippines, 2018*(Values are in thousand PhP, except number of establishments. Details may not add-up to total due to rounding and/or statistical disclosure control.)**Continued*

2009 PSIC Code	Region / Industry Description	Number of Establishments	Expense	
			Total	Cost of Products and By-products Sold and Contract and Commission Work Done for Others
		(1)	(2)	(3)
C161	Sawmilling and planing of wood	3	47,298	42,794
C162	Manufacture of products of wood, cork, straw and plaiting materials	31	1,935,867	1,748,515
C170	Manufacture of paper and paper products	15	5,684,048	5,224,060
C181	Printing and service activities related to printing	123	1,835,477	1,546,337
C192	Manufacture of refined petroleum products	S	S	S
C201	Manufacture of basic chemicals	22	378,933	325,028
C202	Manufacture of other chemical products, n.e.c.	8	5,332,757	4,122,462
C210	Manufacture of pharmaceuticals, medicinal chemical and botanical products	8	1,231,089	650,255
C221	Manufacture of rubber products	4	40,040	35,924
C222	Manufacture of plastics products	42	6,793,845	5,841,058
C231	Manufacture of glass and glass products	4	58,702	48,877
C239	Manufacture of non-metallic mineral products, n.e.c.	46	9,005,012	8,100,898
C241	Manufacture of basic iron and steel	11	1,305,305	1,219,068
C242	Manufacture of basic precious and other non-ferrous metals	3	404,126	382,812
C243	Casting of metals	S	S	S
C251	Manufacture of structural metal products, tanks, reservoirs and steam generators	15	1,372,826	1,257,509
C252	Manufacture of weapons and ammunition	S	S	S
C259	Manufacture of other fabricated metal products; metal working service activities	10	396,289	354,637
C265	Manufacture of measuring, testing, navigating and control equipment; watches and clocks	S	S	S
C271	Manufacture of electric motors, generators, transformers and electricity distribution and control apparatus	S	S	S
C275	Manufacture of domestic appliances	3	13,987	11,777
C281	Manufacture of general purpose machinery	4	48,607	46,371
C282	Manufacture of special purpose machinery	26	362,578	338,371
C291	Manufacture of motor vehicles	S	S	S
C293	Manufacture of parts and accessories for motor vehicles	3	406	205
C301	Building of ships and boats	S	S	S
C310	Manufacture of furniture	48	822,890	628,596

Table 5 Number of Establishments and Expense by Type for Manufacturing Establishments by Region and Industry Group:
Philippines, 2018

(Values are in thousand PhP, except number of establishments. Details may not add-up to total due to rounding and/or statistical disclosure control.)

Continued

2009 PSIC Code	Region / Industry Description	Number of Establishments	Expense	
			Total	Cost of Products and By-products Sold and Contract and Commission Work Done for Others
		(1)	(2)	(3)
C321	Manufacture of jewelry, bijouterie and related articles	5	171,734	117,400
C329	Other manufacturing, n.e.c.	11	133,975	121,283
C331	Repair of fabricated metal products, machinery and equipment	44	513,877	450,259
XII – SOCCSKSARGEN		1,220	56,339,599	51,999,597
C101	Processing and preserving of meat	6	493,889	462,672
C102	Processing and preserving of fish, crustaceans and mollusks	24	32,987,858	31,305,699
C103	Processing and preserving of fruits and vegetables	S	S	S
C104	Manufacture of vegetable and animal oils and fats	7	9,585,501	9,022,385
C105	Manufacture of dairy products	3	11,792	10,828
C106	Manufacture of grain mill products, starches and starch products	180	2,039,859	1,287,967
C107	Manufacture of other food products	390	3,075,877	2,800,289
C108	Manufacture of prepared animal feeds	3	494,304	430,079
C110	Manufacture of beverages	250	503,373	464,333
C131	Spinning, weaving and finishing of textiles	6	7,944	6,549
C139	Manufacture of other textiles	3	56,463	54,750
C141	Manufacture of wearing apparel, except fur apparel	13	30,111	27,346
C142	Custom tailoring and dressmaking	51	44,912	38,191
C161	Sawmilling and planing of wood	7	48,852	46,919
C162	Manufacture of products of wood, cork, straw and plaiting materials	8	76,445	66,107
C170	Manufacture of paper and paper products	4	469,162	449,010
C181	Printing and service activities related to printing	107	485,992	429,623
C192	Manufacture of refined petroleum products	S	S	S
C201	Manufacture of basic chemicals	10	128,523	106,168
C202	Manufacture of other chemical products, n.e.c.	S	S	S
C221	Manufacture of rubber products	S	S	S
C222	Manufacture of plastics products	S	S	S
C231	Manufacture of glass and glass products	S	S	S
C239	Manufacture of non-metallic mineral products, n.e.c.	32	184,568	170,059
C241	Manufacture of basic iron and steel	12	121,165	95,352
C243	Casting of metals	S	S	S

Table 5 Number of Establishments and Expense by Type for Manufacturing Establishments by Region and Industry Group: Philippines, 2018*(Values are in thousand PhP, except number of establishments. Details may not add-up to total due to rounding and/or statistical disclosure control.)**Continued*

2009 PSIC Code	Region / Industry Description	Number of Establishments	Expense	
			Total	Cost of Products and By-products Sold and Contract and Commission Work Done for Others
		(1)	(2)	(3)
C251	Manufacture of structural metal products, tanks, reservoirs and steam generators	13	694,012	472,536
C259	Manufacture of other fabricated metal products; metal working service activities	42	2,861,312	2,631,607
C301	Building of ships and boats	S	S	S
C310	Manufacture of furniture	10	278,500	209,421
C323	Manufacture of sports goods	S	S	S
C331	Repair of fabricated metal products, machinery and equipment	29	900,905	708,098
XIII – Caraga		1,050	29,757,721	24,077,659
C101	Processing and preserving of meat	9	49,236	41,707
C102	Processing and preserving of fish, crustaceans and mollusks	S	S	S
C103	Processing and preserving of fruits and vegetables	S	S	S
C104	Manufacture of vegetable and animal oils and fats	5	2,492,600	2,287,694
C106	Manufacture of grain mill products, starches and starch products	46	402,622	340,304
C107	Manufacture of other food products	498	2,849,073	2,532,966
C108	Manufacture of prepared animal feeds	4	1,938	1,905
C110	Manufacture of beverages	167	64,447	57,164
C139	Manufacture of other textiles	3	1,126	236
C141	Manufacture of wearing apparel, except fur apparel	3	24,745	21,927
C142	Custom tailoring and dressmaking	22	23,177	22,134
C161	Sawmilling and planing of wood	7	154,605	65,372
C162	Manufacture of products of wood, cork, straw and plaiting materials	10	1,622,627	1,473,295
C181	Printing and service activities related to printing	86	136,734	111,218
C201	Manufacture of basic chemicals	S	S	S
C202	Manufacture of other chemical products, n.e.c.	13	440,434	372,299
C231	Manufacture of glass and glass products	S	S	S
C239	Manufacture of non-metallic mineral products, n.e.c.	35	826,974	685,904
C241	Manufacture of basic iron and steel	3	12,107	11,972
C242	Manufacture of basic precious and other non-ferrous metals	S	S	S
C259	Manufacture of other fabricated metal products; metal working service activities	32	107,525	62,651
C275	Manufacture of domestic appliances	3	324	203

Table 5 Number of Establishments and Expense by Type for Manufacturing Establishments by Region and Industry Group:
Philippines, 2018

(Values are in thousand PhP, except number of establishments. Details may not add-up to total due to rounding and/or statistical disclosure control.)

Continued

2009 PSIC Code	Region / Industry Description	Number of Establishments	Expense	
			Total	Cost of Products and By-products Sold and Contract and Commission Work Done for Others
		(1)	(2)	(3)
C301	Building of ships and boats	S	S	S
C309	Manufacture of transport equipment, n.e.c.	7	8,479	8,469
C310	Manufacture of furniture	29	50,284	28,217
C321	Manufacture of jewelry, bijouterie and related articles	9	1,571	495
C324	Manufacture of games and toys	3	297	129
C329	Other manufacturing, n.e.c.	12	26,616	20,005
C331	Repair of fabricated metal products, machinery and equipment	34	123,956	106,810
	Autonomous Region in Muslim Mindanao	343	4,622,640	4,006,568
C104	Manufacture of vegetable and animal oils and fats	S	S	S
C106	Manufacture of grain mill products, starches and starch products	46	3,781,819	3,316,647
C107	Manufacture of other food products	83	176,747	110,097
C108	Manufacture of prepared animal feeds	3	827	663
C110	Manufacture of beverages	124	113,461	100,258
C142	Custom tailoring and dressmaking	22	22,336	18,580
C181	Printing and service activities related to printing	46	16,849	13,749
C221	Manufacture of rubber products	S	S	S
C239	Manufacture of non-metallic mineral products, n.e.c.	7	1,175	973
C251	Manufacture of structural metal products, tanks, reservoirs and steam generators	5	2,559	971
C310	Manufacture of furniture	5	75,528	66,679

Table 5 Number of Establishments and Expense by Type for Manufacturing Establishments by Region and Industry Group: Philippines, 2018

(Values are in thousand PhP, except number of establishments. Details may not add-up to total due to rounding and/or statistical disclosure control.)

Continued

2009 PSIC Code	Region / Industry Description	Expense		
		Cost of Goods Sold	Interest Expense	General Administrative and Other Operating Expenses
		(4)	(5)	(6)
	Philippines	160,810,638	28,825,952	569,702,257
C101	Processing and preserving of meat	229,538	259,169	11,823,963
C102	Processing and preserving of fish, crustaceans and mollusks	2,492,195	1,007,272	10,257,437
C103	Processing and preserving of fruits and vegetables	36,082,039	769,074	27,739,806
C104	Manufacture of vegetable and animal oils and fats	7,373,886	876,910	7,424,608
C105	Manufacture of dairy products	1,341,671	33,268	10,875,544
C106	Manufacture of grain mill products, starches and starch products	6,112,385	1,829,141	8,738,192
C107	Manufacture of other food products	6,701,731	2,748,805	46,012,635
C108	Manufacture of prepared animal feeds	4,594,342	624,428	11,893,627
C110	Manufacture of beverages	4,851,072	2,692,998	76,566,434
C120	Manufacture of tobacco products	-	314,497	10,455,226
C131	Spinning, weaving and finishing of textiles	62,004	56,492	1,115,948
C139	Manufacture of other textiles	-1,806	123,920	1,539,340
C141	Manufacture of wearing apparel, except fur apparel	958,985	212,675	6,847,958
C142	Custom tailoring and dressmaking	56,177	390	574,953
C143	Manufacture of knitted and crocheted apparel	88,719	8,477	926,242
C151	Tanning and dressing of leather; manufacture of luggage and handbags	80,465	14,705	1,379,400
C152	Manufacture of footwear	-	24,554	913,680
C161	Sawmilling and planing of wood	119,539	24,372	475,919
C162	Manufacture of products of wood, cork, straw and plaiting materials	150,179	63,166	2,124,771
C170	Manufacture of paper and paper products	1,968,148	803,177	8,367,731
C181	Printing and service activities related to printing	849,847	211,208	5,781,075
C182	Reproduction of recorded media	-	1,915	21,448
C192	Manufacture of refined petroleum products	67,011	519,631	5,767,914
C199	Manufacture of other fuel products	-	113,101	328,561
C201	Manufacture of basic chemicals	5,851,445	278,615	11,686,315
C202	Manufacture of other chemical products, n.e.c.	906,976	799,141	54,143,593
C203	Manufacture of man-made fibers	S	S	S
C210	Manufacture of pharmaceuticals, medicinal chemical and botanical products	3,891,989	273,396	27,685,987
C221	Manufacture of rubber products	16,358	199,135	4,345,060
C222	Manufacture of plastics products	871,015	919,340	13,862,812

Table 5 Number of Establishments and Expense by Type for Manufacturing Establishments by Region and Industry Group:
Philippines, 2018

(Values are in thousand PhP, except number of establishments. Details may not add-up to total due to rounding and/or statistical disclosure control.)

Continued

2009 PSIC Code	Region / Industry Description	Expense		
		Cost of Goods Sold	Interest Expense	General Administrative and Other Operating Expenses
		(4)	(5)	(6)
C231	Manufacture of glass and glass products	222,551	3,156	3,856,020
C239	Manufacture of non-metallic mineral products, n.e.c.	2,014,217	1,387,119	27,085,556
C241	Manufacture of basic iron and steel	46,833,245	992,758	10,324,600
C242	Manufacture of basic precious and other non-ferrous metals	-	3,760,224	11,718,152
C243	Casting of metals	-	15,264	1,380,709
C251	Manufacture of structural metal products, tanks, reservoirs and steam generators	974,912	311,524	3,966,124
C252	Manufacture of weapons and ammunition	-	1,153	101,884
C259	Manufacture of other fabricated metal products; metal working service activities	1,578,491	661,866	7,945,969
C261	Manufacture of electronic components	346,842	1,745,357	31,271,971
C262	Manufacture of computers and peripheral equipment and accessories	9,119	17,091	16,819,330
C263	Manufacture of communication equipment	-	28,047	536,505
C264	Manufacture of consumer electronics	49,923	84,002	2,108,455
C265	Manufacture of measuring, testing, navigating and control equipment; watches and clocks	-	334	402,309
C267	Manufacture of optical instruments and photographic equipment	-	104,454	1,060,452
C271	Manufacture of electric motors, generators, transformers and electricity distribution and control apparatus	127,215	68,887	1,306,475
C272	Manufacture of batteries and accumulators	12,515	285,447	478,709
C273	Manufacture of wiring and wiring devices	563,155	94,241	1,905,998
C274	Manufacture of electric lighting equipment	76,401	2,287	726,129
C275	Manufacture of domestic appliances	57	13,026	2,057,493
C279	Manufacture of other electrical equipment	-	7,809	6,013,558
C281	Manufacture of general purpose machinery	3,943,767	219,708	7,672,054
C282	Manufacture of special purpose machinery	1,124,781	94,774	2,665,573
C291	Manufacture of motor vehicles	272,604	106,660	2,515,847
C292	Manufacture of bodies (coachwork) for motor vehicles; manufacture of trailers and semi-trailers	7,684	37,217	434,990

Table 5 Number of Establishments and Expense by Type for Manufacturing Establishments by Region and Industry Group:
Philippines, 2018

(Values are in thousand PhP, except number of establishments. Details may not add-up to total due to rounding and/or statistical disclosure control.)

Continued

2009 PSIC Code	Region / Industry Description	Expense		
		Cost of Goods Sold	Interest Expense	General Administrative and Other Operating Expenses
		(4)	(5)	(6)
C293	Manufacture of parts and accessories for motor vehicles	313,836	504,027	18,530,783
C301	Building of ships and boats	344,160	1,489,495	1,908,595
C302	Manufacture of railway locomotive and rolling stock	S	S	S
C303	Manufacture of air and spacecraft and related machinery	944,560	141,480	6,186,304
C309	Manufacture of transport equipment, n.e.c.	14,285,049	253,911	14,292,967
C310	Manufacture of furniture	731,435	197,908	3,904,842
C321	Manufacture of jewelry, bijouterie and related articles	4,559	7,092	333,387
C322	Manufacture of musical instruments	-	-	12,963
C323	Manufacture of sports goods	-	13,806	290,578
C324	Manufacture of games and toys	3,587	3,749	299,496
C325	Manufacture of medical and dental instruments and supplies	2,814	82,275	4,165,226
C329	Other manufacturing, n.e.c.	42,946	35,782	812,155
C331	Repair of fabricated metal products, machinery and equipment	264,305	251,045	4,843,904
C332	Installation of industrial machinery and equipment	-	7	18,041
	National Capital Region	50,142,919	7,365,972	188,691,735
C101	Processing and preserving of meat	2,433	48,903	3,154,650
C102	Processing and preserving of fish, crustaceans and mollusks	1,981,908	223,711	4,216,287
C103	Processing and preserving of fruits and vegetables	35,859,839	93,759	21,172,481
C104	Manufacture of vegetable and animal oils and fats	7,375	282,388	2,797,317
C105	Manufacture of dairy products	36,824	10,598	4,552,835
C106	Manufacture of grain mill products, starches and starch products	92,515	155,856	3,073,595
C107	Manufacture of other food products	1,166,331	1,036,523	15,033,433
C108	Manufacture of prepared animal feeds	-	12,821	2,477,330
C110	Manufacture of beverages	2,429	2,275,408	24,624,767
C120	Manufacture of tobacco products	-	222,777	7,268,642
C131	Spinning, weaving and finishing of textiles	-	11,917	222,097
C139	Manufacture of other textiles	-	13,913	941,850
C141	Manufacture of wearing apparel, except fur apparel	316,141	134,689	3,346,876
C142	Custom tailoring and dressmaking	24,257	94	356,253
C143	Manufacture of knitted and crocheted apparel	88,719	6,861	749,661

Table 5 Number of Establishments and Expense by Type for Manufacturing Establishments by Region and Industry Group:
Philippines, 2018

(Values are in thousand PhP, except number of establishments. Details may not add-up to total due to rounding and/or statistical disclosure control.)

Continued

2009 PSIC Code	Region / Industry Description	Expense		
		Cost of Goods Sold	Interest Expense	General Administrative and Other Operating Expenses
		(4)	(5)	(6)
C151	Tanning and dressing of leather; manufacture of luggage and handbags	79,065	13,130	259,367
C152	Manufacture of footwear	-	20,158	340,136
C161	Sawmilling and planing of wood	-	9,496	28,317
C162	Manufacture of products of wood, cork, straw and plaiting materials	-	5,118	170,473
C170	Manufacture of paper and paper products	755,114	381,231	3,799,046
C181	Printing and service activities related to printing	575,593	100,348	4,085,545
C192	Manufacture of refined petroleum products	-	4,298	69,364
C199	Manufacture of other fuel products	S	S	S
C201	Manufacture of basic chemicals	201,103	42,235	3,299,648
C202	Manufacture of other chemical products, n.e.c.	15,722	535,340	29,489,534
C203	Manufacture of man-made fibers	S	S	S
C210	Manufacture of pharmaceuticals, medicinal chemical and botanical products	3,825,896	7,196	22,388,339
C221	Manufacture of rubber products	15,235	105,453	427,235
C222	Manufacture of plastics products	199,347	350,935	5,438,234
C231	Manufacture of glass and glass products	216,906	270	1,610,456
C239	Manufacture of non-metallic mineral products, n.e.c.	350,380	59,655	2,139,810
C241	Manufacture of basic iron and steel	444,473	427,277	1,459,553
C242	Manufacture of basic precious and other non-ferrous metals	-	29,938	513,136
C243	Casting of metals	-	2,126	145,863
C251	Manufacture of structural metal products, tanks, reservoirs and steam generators	95	129,903	1,361,306
C252	Manufacture of weapons and ammunition	-	804	71,396
C259	Manufacture of other fabricated metal products; metal working service activities	36,919	284,428	1,981,448
C261	Manufacture of electronic components	-	16,143	2,272,708
C262	Manufacture of computers and peripheral equipment and accessories	S	S	S
C264	Manufacture of consumer electronics	49,923	1,185	82,991
C265	Manufacture of measuring, testing, navigating and control equipment; watches and clocks	-	103	72,335
C267	Manufacture of optical instruments and photographic equipment	S	S	S

Table 5 Number of Establishments and Expense by Type for Manufacturing Establishments by Region and Industry Group:
Philippines, 2018

(Values are in thousand PhP, except number of establishments. Details may not add-up to total due to rounding and/or statistical disclosure control.)

Continued

2009 PSIC Code	Region / Industry Description	Expense		
		Cost of Goods Sold	Interest Expense	General Administrative and Other Operating Expenses
		(4)	(5)	(6)
C271	Manufacture of electric motors, generators, transformers and electricity distribution and control apparatus	-	4,909	108,545
C272	Manufacture of batteries and accumulators	S	S	S
C273	Manufacture of wiring and wiring devices	-	37,545	414,619
C274	Manufacture of electric lighting equipment	-	178	61,405
C275	Manufacture of domestic appliances	-	12,990	1,728,671
C279	Manufacture of other electrical equipment	-	982	34,533
C281	Manufacture of general purpose machinery	3,350,068	29,459	2,339,089
C282	Manufacture of special purpose machinery	333,510	8,760	239,578
C291	Manufacture of motor vehicles	-	-	44,552
C292	Manufacture of bodies (coachwork) for motor vehicles; manufacture of trailers and semi-trailers	-	3,217	213,949
C293	Manufacture of parts and accessories for motor vehicles	-	20,074	1,450,527
C301	Building of ships and boats	-	2,069	30,202
C303	Manufacture of air and spacecraft and related machinery	S	S	S
C309	Manufacture of transport equipment, n.e.c.	-	9,460	1,742,194
C310	Manufacture of furniture	-	108,727	1,163,718
C321	Manufacture of jewelry, bijouterie and related articles	-	38	32,679
C322	Manufacture of musical instruments	S	S	S
C323	Manufacture of sports goods	-	11,537	78,600
C324	Manufacture of games and toys	-	-	30,416
C325	Manufacture of medical and dental instruments and supplies	791	-	155,615
C329	Other manufacturing, n.e.c.	31,558	24,957	335,180
C331	Repair of fabricated metal products, machinery and equipment	57,951	32,980	2,626,627
C332	Installation of industrial machinery and equipment	-	-	10,785
	Cordillera Administrative Region	94,374	51,841	1,035,555
C101	Processing and preserving of meat	-	-	902
C102	Processing and preserving of fish, crustaceans and mollusks	-	-	98
C103	Processing and preserving of fruits and vegetables	65	-	43,202

Table 5 Number of Establishments and Expense by Type for Manufacturing Establishments by Region and Industry Group: Philippines, 2018

(Values are in thousand PhP, except number of establishments. Details may not add-up to total due to rounding and/or statistical disclosure control.)

Continued

2009 PSIC Code	Region / Industry Description	Expense		
		Cost of Goods Sold	Interest Expense	General Administrative and Other Operating Expenses
		(4)	(5)	(6)
C105	Manufacture of dairy products	S	S	S
C106	Manufacture of grain mill products, starches and starch products	2,492	-	4,148
C107	Manufacture of other food products	38,165	2,868	144,589
C110	Manufacture of beverages	-	-	44,476
C131	Spinning, weaving and finishing of textiles	3,919	194	13,033
C139	Manufacture of other textiles	-	-	6,250
C141	Manufacture of wearing apparel, except fur apparel	S	S	S
C142	Custom tailoring and dressmaking	1,336	100	5,382
C162	Manufacture of products of wood, cork, straw and plaiting materials	549	-	2,515
C181	Printing and service activities related to printing	4,411	-	9,194
C201	Manufacture of basic chemicals	-	-	2,772
C221	Manufacture of rubber products	-	-	-
C222	Manufacture of plastics products	S	S	S
C231	Manufacture of glass and glass products	S	S	S
C239	Manufacture of non-metallic mineral products, n.e.c.	1,495	-	50,132
C241	Manufacture of basic iron and steel	17,814	-	6,786
C251	Manufacture of structural metal products, tanks, reservoirs and steam generators	-	-	2,533
C259	Manufacture of other fabricated metal products; metal working service activities	-	-	3,654
C261	Manufacture of electronic components	S	S	S
C303	Manufacture of air and spacecraft and related machinery	S	S	S
C310	Manufacture of furniture	-	-	12,616
C321	Manufacture of jewelry, bijouterie and related articles	S	S	S
I – Ilocos Region		2,761,276	115,006	2,656,855
C101	Processing and preserving of meat	-	4,068	16,951
C102	Processing and preserving of fish, crustaceans and mollusks	-	1,053	63,606
C103	Processing and preserving of fruits and vegetables	-	41,345	30,175
C105	Manufacture of dairy products	S	S	S
C106	Manufacture of grain mill products, starches and starch products	10,099	15,953	68,203
C107	Manufacture of other food products	94,388	8,924	244,146
C108	Manufacture of prepared animal feeds	3,682	-	5,122

Table 5 Number of Establishments and Expense by Type for Manufacturing Establishments by Region and Industry Group:
Philippines, 2018

(Values are in thousand PhP, except number of establishments. Details may not add-up to total due to rounding and/or statistical disclosure control.)

Continued

2009 PSIC Code	Region / Industry Description	Expense		
		Cost of Goods Sold	Interest Expense	General Administrative and Other Operating Expenses
		(4)	(5)	(6)
C110	Manufacture of beverages	139	-	554,964
C120	Manufacture of tobacco products	S	S	S
C131	Spinning, weaving and finishing of textiles	385	-	198
C141	Manufacture of wearing apparel, except fur apparel	-	-	24
C142	Custom tailoring and dressmaking	512	-	1,854
C152	Manufacture of footwear	-	-	405
C162	Manufacture of products of wood, cork, straw and plaiting materials	-	-	416
C170	Manufacture of paper and paper products	356,055	6,759	353,158
C181	Printing and service activities related to printing	-	621	21,431
C201	Manufacture of basic chemicals	2,185,059	5,613	109,621
C210	Manufacture of pharmaceuticals, medicinal chemical and botanical products	S	S	S
C221	Manufacture of rubber products	-	-	-
C231	Manufacture of glass and glass products	3,071	-	3,783
C239	Manufacture of non-metallic mineral products, n.e.c.	90,648	24,828	1,115,003
C241	Manufacture of basic iron and steel	-	1,417	10,108
C251	Manufacture of structural metal products, tanks, reservoirs and steam generators	-	1,935	29,010
C259	Manufacture of other fabricated metal products; metal working service activities	-	-	1,372
C273	Manufacture of wiring and wiring devices	S	S	S
C282	Manufacture of special purpose machinery	S	S	S
C292	Manufacture of bodies (coachwork) for motor vehicles; manufacture of trailers and semi-trailers	7,308	-	468
C293	Manufacture of parts and accessories for motor vehicles	-	-	125
C309	Manufacture of transport equipment, n.e.c.	-	-	121
C321	Manufacture of jewelry, bijouterie and related articles	S	S	S
C324	Manufacture of games and toys	S	S	S
C329	Other manufacturing, n.e.c.	-	-	2,241
C331	Repair of fabricated metal products, machinery and equipment	-	1,813	6,526
II – Cagayan Valley		4,207,429	657,718	2,516,956

Table 5 Number of Establishments and Expense by Type for Manufacturing Establishments by Region and Industry Group:
Philippines, 2018

(Values are in thousand PhP, except number of establishments. Details may not add-up to total due to rounding and/or statistical disclosure control.)

Continued

2009 PSIC Code	Region / Industry Description	Expense		
		Cost of Goods Sold	Interest Expense	General Administrative and Other Operating Expenses
		(4)	(5)	(6)
C101	Processing and preserving of meat	-	115	21,848
C102	Processing and preserving of fish, crustaceans and mollusks	-	-	375
C103	Processing and preserving of fruits and vegetables	-	-	1,980
C104	Manufacture of vegetable and animal oils and fats	S	S	S
C105	Manufacture of dairy products	1,944	-	2,342
C106	Manufacture of grain mill products, starches and starch products	2,002,701	439,998	758,080
C107	Manufacture of other food products	1,611,817	957	202,649
C108	Manufacture of prepared animal feeds	138,567	8,669	102,013
C110	Manufacture of beverages	30	56,844	604,145
C120	Manufacture of tobacco products	-	23,279	279,700
C131	Spinning, weaving and finishing of textiles	-	-	511
C139	Manufacture of other textiles	-	-	1,761
C142	Custom tailoring and dressmaking	72	-	4,979
C151	Tanning and dressing of leather; manufacture of luggage and handbags	-	-	969
C162	Manufacture of products of wood, cork, straw and plaiting materials	-	-	162
C181	Printing and service activities related to printing	608	5,942	60,037
C182	Reproduction of recorded media	-	-	483
C199	Manufacture of other fuel products	S	S	S
C201	Manufacture of basic chemicals	S	S	S
C222	Manufacture of plastics products	6,589	-	1,299
C239	Manufacture of non-metallic mineral products, n.e.c.	1,475	-	20,172
C241	Manufacture of basic iron and steel	-	-	3,144
C251	Manufacture of structural metal products, tanks, reservoirs and steam generators	1,270	3,437	4,705
C252	Manufacture of weapons and ammunition	S	S	S
C259	Manufacture of other fabricated metal products; metal working service activities	1,592	83	3,800
C279	Manufacture of other electrical equipment	-	-	187,974
C282	Manufacture of special purpose machinery	357,373	2,477	50,306
C310	Manufacture of furniture	-	369	26,843
C321	Manufacture of jewelry, bijouterie and related articles	-	-	16
C329	Other manufacturing, n.e.c.	S	S	S

Table 5 Number of Establishments and Expense by Type for Manufacturing Establishments by Region and Industry Group:
Philippines, 2018*(Values are in thousand PhP, except number of establishments. Details may not add-up to total due to rounding and/or statistical disclosure control.)**Continued*

2009 PSIC Code	Region / Industry Description	Expense		
		Cost of Goods Sold	Interest Expense	General Administrative and Other Operating Expenses
		(4)	(5)	(6)
C331	Repair of fabricated metal products, machinery and equipment	1,212	146	1,934
	III – Central Luzon	47,281,309	4,602,848	51,595,259
C101	Processing and preserving of meat	3,350	51,427	1,433,695
C102	Processing and preserving of fish, crustaceans and mollusks	948	46,773	249,005
C103	Processing and preserving of fruits and vegetables	-	101,898	1,619,736
C104	Manufacture of vegetable and animal oils and fats	-	-	19,209
C105	Manufacture of dairy products	-	21,686	266,309
C106	Manufacture of grain mill products, starches and starch products	455,673	301,829	392,731
C107	Manufacture of other food products	582,194	174,992	5,846,872
C108	Manufacture of prepared animal feeds	3,951,116	266,962	2,710,481
C110	Manufacture of beverages	97,378	15,229	6,926,416
C120	Manufacture of tobacco products	S	S	S
C131	Spinning, weaving and finishing of textiles	40,612	44,375	689,393
C139	Manufacture of other textiles	-	23,589	235,964
C141	Manufacture of wearing apparel, except fur apparel	26,807	5,549	680,681
C142	Custom tailoring and dressmaking	-	-	102,581
C143	Manufacture of knitted and crocheted apparel	-	91	46,054
C151	Tanning and dressing of leather; manufacture of luggage and handbags	-	1,535	364,130
C152	Manufacture of footwear	-	1,562	241,321
C161	Sawmilling and planing of wood	S	S	S
C162	Manufacture of products of wood, cork, straw and plaiting materials	24,090	13,401	113,853
C170	Manufacture of paper and paper products	494,353	132,115	1,215,362
C181	Printing and service activities related to printing	2,608	2,528	140,192
C192	Manufacture of refined petroleum products	-	159	147,747
C201	Manufacture of basic chemicals	1,557,233	56,844	930,153
C202	Manufacture of other chemical products, n.e.c.	2,105	14,819	1,079,622
C210	Manufacture of pharmaceuticals, medicinal chemical and botanical products	27	48,249	373,240
C221	Manufacture of rubber products	423	68,706	2,558,742
C222	Manufacture of plastics products	-	38,827	1,472,805

Table 5 Number of Establishments and Expense by Type for Manufacturing Establishments by Region and Industry Group:
Philippines, 2018

(Values are in thousand PhP, except number of establishments. Details may not add-up to total due to rounding and/or statistical disclosure control.)

Continued

2009 PSIC Code	Region / Industry Description	Expense		
		Cost of Goods Sold	Interest Expense	General Administrative and Other Operating Expenses
		(4)	(5)	(6)
C231	Manufacture of glass and glass products	236	-	129,827
C239	Manufacture of non-metallic mineral products, n.e.c.	37,575	673,223	5,696,699
C241	Manufacture of basic iron and steel	39,114,117	255,908	4,765,973
C242	Manufacture of basic precious and other non-ferrous metals	-	-	40,883
C243	Casting of metals	-	1,298	37,765
C251	Manufacture of structural metal products, tanks, reservoirs and steam generators	496,310	35,003	363,775
C259	Manufacture of other fabricated metal products; metal working service activities	54,781	66,587	876,301
C261	Manufacture of electronic components	311,849	183,307	2,352,714
C262	Manufacture of computers and peripheral equipment and accessories	-	-	989,103
C263	Manufacture of communication equipment	S	S	S
C264	Manufacture of consumer electronics	-	-	4,456
C265	Manufacture of measuring, testing, navigating and control equipment; watches and clocks	-	161	38,764
C271	Manufacture of electric motors, generators, transformers and electricity distribution and control apparatus	-	-	104,277
C272	Manufacture of batteries and accumulators	S	S	S
C273	Manufacture of wiring and wiring devices	-	40,009	466,598
C274	Manufacture of electric lighting equipment	-	-	98,216
C275	Manufacture of domestic appliances	-	-	79,790
C279	Manufacture of other electrical equipment	-	-	97,805
C281	Manufacture of general purpose machinery	8,679	8,679	145,167
C282	Manufacture of special purpose machinery	-	728	60,346
C291	Manufacture of motor vehicles	-	1,169	11,130
C292	Manufacture of bodies (coachwork) for motor vehicles; manufacture of trailers and semi-trailers	S	S	S
C293	Manufacture of parts and accessories for motor vehicles	-	118,175	1,224,608
C301	Building of ships and boats	S	S	S
C303	Manufacture of air and spacecraft and related machinery	-	1,203	117,308

Table 5 Number of Establishments and Expense by Type for Manufacturing Establishments by Region and Industry Group: Philippines, 2018*(Values are in thousand PhP, except number of establishments. Details may not add-up to total due to rounding and/or statistical disclosure control.)**Continued*

2009 PSIC Code	Region / Industry Description	Expense		
		Cost of Goods Sold	Interest Expense	General Administrative and Other Operating Expenses
		(4)	(5)	(6)
C309	Manufacture of transport equipment, n.e.c.	6,600	-	7,861
C310	Manufacture of furniture	4,012	25,761	293,171
C321	Manufacture of jewelry, bijouterie and related articles	-	-	31,766
C322	Manufacture of musical instruments	S	S	S
C323	Manufacture of sports goods	-	2,194	90,867
C324	Manufacture of games and toys	3,587	-	32,209
C325	Manufacture of medical and dental instruments and supplies	-	8,715	450,405
C329	Other manufacturing, n.e.c.	-	2,247	127,968
C331	Repair of fabricated metal products, machinery and equipment	4,647	59,585	905,120
C332	Installation of industrial machinery and equipment	S	S	S
	IVA – CALABARZON	29,255,399	7,563,473	233,667,634
C101	Processing and preserving of meat	188,391	31,381	5,404,768
C102	Processing and preserving of fish, crustaceans and mollusks	-	60,023	1,551,297
C103	Processing and preserving of fruits and vegetables	176,408	84,986	1,523,982
C104	Manufacture of vegetable and animal oils and fats	1,038,689	87,535	885,596
C105	Manufacture of dairy products	1,295,179	528	6,027,121
C106	Manufacture of grain mill products, starches and starch products	175,482	17,850	587,907
C107	Manufacture of other food products	192,800	1,234,530	16,068,177
C108	Manufacture of prepared animal feeds	390,759	40,034	729,841
C110	Manufacture of beverages	2,825,353	169,286	31,893,649
C120	Manufacture of tobacco products	-	68,440	2,579,405
C131	Spinning, weaving and finishing of textiles	-	-	173,046
C139	Manufacture of other textiles	-	54,248	219,396
C141	Manufacture of wearing apparel, except fur apparel	582,069	51,534	1,633,803
C142	Custom tailoring and dressmaking	3,238	-	28,672
C143	Manufacture of knitted and crocheted apparel	-	1,525	130,527
C151	Tanning and dressing of leather; manufacture of luggage and handbags	-	40	737,848
C152	Manufacture of footwear	-	619	213,067
C161	Sawmilling and planing of wood	S	S	S
C162	Manufacture of products of wood, cork, straw and plaiting materials	10,593	18,176	1,298,381
C170	Manufacture of paper and paper products	5,160	222,199	1,738,272

Table 5 Number of Establishments and Expense by Type for Manufacturing Establishments by Region and Industry Group:
Philippines, 2018

(Values are in thousand PhP, except number of establishments. Details may not add-up to total due to rounding and/or statistical disclosure control.)

Continued

2009 PSIC Code	Region / Industry Description	Expense		
		Cost of Goods Sold	Interest Expense	General Administrative and Other Operating Expenses
		(4)	(5)	(6)
C181	Printing and service activities related to printing	71,975	49,070	765,478
C182	Reproduction of recorded media	S	S	S
C192	Manufacture of refined petroleum products	S	S	S
C199	Manufacture of other fuel products	S	S	S
C201	Manufacture of basic chemicals	617,584	88,871	4,335,937
C202	Manufacture of other chemical products, n.e.c.	789,573	75,677	21,675,250
C210	Manufacture of pharmaceuticals, medicinal chemical and botanical products	60,998	217,025	3,810,183
C221	Manufacture of rubber products	-	12,176	1,087,346
C222	Manufacture of plastics products	440,963	432,322	5,387,834
C231	Manufacture of glass and glass products	-	1,002	1,721,838
C239	Manufacture of non-metallic mineral products, n.e.c.	996,490	460,480	7,359,881
C241	Manufacture of basic iron and steel	18,358	147,971	2,578,535
C242	Manufacture of basic precious and other non-ferrous metals	-	1,660	185,289
C243	Casting of metals	-	3,194	1,065,441
C251	Manufacture of structural metal products, tanks, reservoirs and steam generators	365,652	125,523	1,740,852
C252	Manufacture of weapons and ammunition	S	S	S
C259	Manufacture of other fabricated metal products; metal working service activities	1,090,411	193,287	3,826,171
C261	Manufacture of electronic components	34,992	1,499,984	23,962,634
C262	Manufacture of computers and peripheral equipment and accessories	-	17,011	15,646,190
C263	Manufacture of communication equipment	-	-	284,495
C264	Manufacture of consumer electronics	-	82,817	1,722,187
C265	Manufacture of measuring, testing, navigating and control equipment; watches and clocks	-	7	188,776
C267	Manufacture of optical instruments and photographic equipment	-	90,659	677,383
C271	Manufacture of electric motors, generators, transformers and electricity distribution and control apparatus	-	39,647	913,514
C272	Manufacture of batteries and accumulators	S	S	S

Table 5 Number of Establishments and Expense by Type for Manufacturing Establishments by Region and Industry Group:
Philippines, 2018

(Values are in thousand PhP, except number of establishments. Details may not add-up to total due to rounding and/or statistical disclosure control.)

Continued

2009 PSIC Code	Region / Industry Description	Expense		
		Cost of Goods Sold	Interest Expense	General Administrative and Other Operating Expenses
		(4)	(5)	(6)
C273	Manufacture of wiring and wiring devices	563,155	13,341	957,475
C274	Manufacture of electric lighting equipment	76,401	2,105	547,332
C275	Manufacture of domestic appliances	-	36	211,996
C279	Manufacture of other electrical equipment	-	5,712	5,647,993
C281	Manufacture of general purpose machinery	495,006	181,076	4,863,558
C282	Manufacture of special purpose machinery	414,290	75,565	2,244,877
C291	Manufacture of motor vehicles	272,604	96,413	2,350,529
C292	Manufacture of bodies (coachwork) for motor vehicles; manufacture of trailers and semi-trailers	376	16,360	207,699
C293	Manufacture of parts and accessories for motor vehicles	313,533	360,227	15,353,554
C301	Building of ships and boats	344,160	-	69,304
C302	Manufacture of railway locomotive and rolling stock	S	S	S
C303	Manufacture of air and spacecraft and related machinery	S	S	S
C309	Manufacture of transport equipment, n.e.c.	14,278,449	242,054	12,353,226
C310	Manufacture of furniture	181,120	35,044	873,231
C321	Manufacture of jewelry, bijouterie and related articles	-	5,430	28,179
C322	Manufacture of musical instruments	S	S	S
C323	Manufacture of sports goods	-	-	98,230
C324	Manufacture of games and toys	-	3,749	117,934
C325	Manufacture of medical and dental instruments and supplies	2,023	73,491	3,005,754
C329	Other manufacturing, n.e.c.	-	1,872	168,981
C331	Repair of fabricated metal products, machinery and equipment	1,472	111,945	819,415
C332	Installation of industrial machinery and equipment	S	S	S
	MIMAROPA	519,445	1,203,755	1,796,305
C101	Processing and preserving of meat	-	-	6,466
C102	Processing and preserving of fish, crustaceans and mollusks	S	S	S
C103	Processing and preserving of fruits and vegetables	S	S	S
C104	Manufacture of vegetable and animal oils and fats	47,746	18,328	44,990
C105	Manufacture of dairy products	246	-	95

Table 5 Number of Establishments and Expense by Type for Manufacturing Establishments by Region and Industry Group:
Philippines, 2018*(Values are in thousand PhP, except number of establishments. Details may not add-up to total due to rounding and/or statistical disclosure control.)**Continued*

2009 PSIC Code	Region / Industry Description	Expense		
		Cost of Goods Sold	Interest Expense	General Administrative and Other Operating Expenses
		(4)	(5)	(6)
C106	Manufacture of grain mill products, starches and starch products	395,519	60,085	116,001
C107	Manufacture of other food products	4,166	752	107,846
C110	Manufacture of beverages	3,304	2,012	38,833
C131	Spinning, weaving and finishing of textiles	-	-	44
C141	Manufacture of wearing apparel, except fur apparel	614	-	133
C142	Custom tailoring and dressmaking	371	-	5,482
C151	Tanning and dressing of leather; manufacture of luggage and handbags	-	-	508
C161	Sawmilling and planing of wood	23	-	229
C162	Manufacture of products of wood, cork, straw and plaiting materials	18,858	-	2,681
C181	Printing and service activities related to printing	32,448	-	36,949
C201	Manufacture of basic chemicals	-	-	76
C202	Manufacture of other chemical products, n.e.c.	S	S	S
C210	Manufacture of pharmaceuticals, medicinal chemical and botanical products	S	S	S
C222	Manufacture of plastics products	22	-	1,345
C239	Manufacture of non-metallic mineral products, n.e.c.	650	-	2,421
C241	Manufacture of basic iron and steel	-	-	379
C242	Manufacture of basic precious and other non-ferrous metals	S	S	S
C259	Manufacture of other fabricated metal products; metal working service activities	626	-	1,184
C282	Manufacture of special purpose machinery	S	S	S
C310	Manufacture of furniture	2,098	-	2,690
C331	Repair of fabricated metal products, machinery and equipment	-	-	1,979
V – Bicol Region		1,551,311	133,685	1,602,647
C101	Processing and preserving of meat	230	212	21,309
C102	Processing and preserving of fish, crustaceans and mollusks	14,041	759	23,816
C103	Processing and preserving of fruits and vegetables	-	1,151	656
C104	Manufacture of vegetable and animal oils and fats	88,626	8,298	95,103
C105	Manufacture of dairy products	6,588	-	3,737

Table 5 Number of Establishments and Expense by Type for Manufacturing Establishments by Region and Industry Group:
Philippines, 2018

(Values are in thousand PhP, except number of establishments. Details may not add-up to total due to rounding and/or statistical disclosure control.)

Continued

2009 PSIC Code	Region / Industry Description	Expense		
		Cost of Goods Sold	Interest Expense	General Administrative and Other Operating Expenses
		(4)	(5)	(6)
C106	Manufacture of grain mill products, starches and starch products	536,139	29,263	46,837
C107	Manufacture of other food products	178,981	14,544	195,524
C108	Manufacture of prepared animal feeds	24,285	7,732	55,445
C110	Manufacture of beverages	244,927	787	334,927
C120	Manufacture of tobacco products	S	S	S
C131	Spinning, weaving and finishing of textiles	-	-	35
C139	Manufacture of other textiles	-2,254	1,370	33,031
C141	Manufacture of wearing apparel, except fur apparel	4,461	356	4,476
C142	Custom tailoring and dressmaking	1,661	-	2,725
C151	Tanning and dressing of leather; manufacture of luggage and handbags	1,400	-	191
C152	Manufacture of footwear	-	-	259
C162	Manufacture of products of wood, cork, straw and plaiting materials	30,210	2,738	37,802
C170	Manufacture of paper and paper products	-	22,534	185,670
C181	Printing and service activities related to printing	3,746	1,950	54,390
C201	Manufacture of basic chemicals	-	-	1,339
C210	Manufacture of pharmaceuticals, medicinal chemical and botanical products	1,689	-	599
C231	Manufacture of glass and glass products	S	S	S
C239	Manufacture of non-metallic mineral products, n.e.c.	221,205	3,330	114,111
C241	Manufacture of basic iron and steel	24,445	2,244	22,568
C242	Manufacture of basic precious and other non-ferrous metals	S	S	S
C251	Manufacture of structural metal products, tanks, reservoirs and steam generators	990	1,680	12,255
C259	Manufacture of other fabricated metal products; metal working service activities	246	76	802
C281	Manufacture of general purpose machinery	-	-	69,491
C282	Manufacture of special purpose machinery	9,676	-	1,257
C293	Manufacture of parts and accessories for motor vehicles	233	-	21
C310	Manufacture of furniture	-	-	1,800
C329	Other manufacturing, n.e.c.	2,951	616	15,403
C331	Repair of fabricated metal products, machinery and equipment	156,834	-	10,586

Table 5 Number of Establishments and Expense by Type for Manufacturing Establishments by Region and Industry Group:
Philippines, 2018

(Values are in thousand PhP, except number of establishments. Details may not add-up to total due to rounding and/or statistical disclosure control.)

Continued

2009 PSIC Code	Region / Industry Description	Expense		
		Cost of Goods Sold	Interest Expense	General Administrative and Other Operating Expenses
		(4)	(5)	(6)
	VI – Western Visayas	2,789,432	288,633	8,720,295
C101	Processing and preserving of meat	4,305	45	347,259
C102	Processing and preserving of fish, crustaceans and mollusks	18,233	4,332	73,297
C103	Processing and preserving of fruits and vegetables	S	S	S
C104	Manufacture of vegetable and animal oils and fats	-	571	23,385
C105	Manufacture of dairy products	-	324	462
C106	Manufacture of grain mill products, starches and starch products	164,635	839	113,391
C107	Manufacture of other food products	1,506,604	154,374	3,322,859
C108	Manufacture of prepared animal feeds	-	61,594	452,579
C110	Manufacture of beverages	16,287	19,356	3,392,374
C131	Spinning, weaving and finishing of textiles	-	-	1,476
C139	Manufacture of other textiles	-	-	151
C141	Manufacture of wearing apparel, except fur apparel	-	343	12,346
C142	Custom tailoring and dressmaking	9,123	101	9,604
C161	Sawmilling and planing of wood	-	678	3,218
C162	Manufacture of products of wood, cork, straw and plaiting materials	5,603	1,061	23,026
C181	Printing and service activities related to printing	1,329	1,920	69,559
C192	Manufacture of refined petroleum products	S	S	S
C201	Manufacture of basic chemicals	889,682	26,761	533,412
C202	Manufacture of other chemical products, n.e.c.	S	S	S
C210	Manufacture of pharmaceuticals, medicinal chemical and botanical products	-	-	10,004
C221	Manufacture of rubber products	-	-	959
C222	Manufacture of plastics products	5,580	10,094	37,741
C231	Manufacture of glass and glass products	-	-	43
C239	Manufacture of non-metallic mineral products, n.e.c.	81,230	3,042	109,165
C241	Manufacture of basic iron and steel	-	1,618	26,451
C243	Casting of metals	-	1,125	9,242
C251	Manufacture of structural metal products, tanks, reservoirs and steam generators	-	-	15,039
C259	Manufacture of other fabricated metal products; metal working service activities	4,849	-	15,516

Table 5 Number of Establishments and Expense by Type for Manufacturing Establishments by Region and Industry Group: Philippines, 2018*(Values are in thousand PhP, except number of establishments. Details may not add-up to total due to rounding and/or statistical disclosure control.)**Continued*

2009 PSIC Code	Region / Industry Description	Expense		
		Cost of Goods Sold	Interest Expense	General Administrative and Other Operating Expenses
		(4)	(5)	(6)
C265	Manufacture of measuring, testing, navigating and control equipment; watches and clocks	S	S	S
C267	Manufacture of optical instruments and photographic equipment	S	S	S
C282	Manufacture of special purpose machinery	-	-	2,090
C293	Manufacture of parts and accessories for motor vehicles	-	-	305
C310	Manufacture of furniture	63,973	338	39,751
C321	Manufacture of jewelry, bijouterie and related articles	-	-	324
C329	Other manufacturing, n.e.c.	7,408	-	31,949
C331	Repair of fabricated metal products, machinery and equipment	7,042	116	35,454
	VII – Central Visayas	11,504,046	1,260,855	33,926,529
C101	Processing and preserving of meat	-	110,592	1,127,210
C102	Processing and preserving of fish, crustaceans and mollusks	341,247	34,841	750,911
C103	Processing and preserving of fruits and vegetables	-	77,275	583,452
C104	Manufacture of vegetable and animal oils and fats	2,847,756	112,997	326,518
C105	Manufacture of dairy products	249	-	7,819
C106	Manufacture of grain mill products, starches and starch products	1,935	42,969	166,474
C107	Manufacture of other food products	207,237	16,120	1,157,371
C108	Manufacture of prepared animal feeds	5,573	17,793	1,452,090
C110	Manufacture of beverages	82	111,088	4,188,032
C131	Spinning, weaving and finishing of textiles	6,843	6	13,612
C139	Manufacture of other textiles	-	29,446	59,869
C141	Manufacture of wearing apparel, except fur apparel	1,888	19,403	1,115,781
C142	Custom tailoring and dressmaking	-	-	5,539
C151	Tanning and dressing of leather; manufacture of luggage and handbags	S	S	S
C152	Manufacture of footwear	-	2,215	91,937
C161	Sawmilling and planing of wood	-	9,583	244,287
C162	Manufacture of products of wood, cork, straw and plaiting materials	-	1,383	77,624
C170	Manufacture of paper and paper products	138,466	11,042	281,832
C181	Printing and service activities related to printing	-	15,713	241,297
C201	Manufacture of basic chemicals	121,535	33,094	744,711

Table 5 Number of Establishments and Expense by Type for Manufacturing Establishments by Region and Industry Group:
Philippines, 2018

(Values are in thousand PhP, except number of establishments. Details may not add-up to total due to rounding and/or statistical disclosure control.)

Continued

2009 PSIC Code	Region / Industry Description	Expense		
		Cost of Goods Sold	Interest Expense	General Administrative and Other Operating Expenses
		(4)	(5)	(6)
C202	Manufacture of other chemical products, n.e.c.	25,066	32,901	411,753
C210	Manufacture of pharmaceuticals, medicinal chemical and botanical products	-	772	513,216
C221	Manufacture of rubber products	-	3,597	245,234
C222	Manufacture of plastics products	-	21,052	364,533
C231	Manufacture of glass and glass products	-	-	372,852
C239	Manufacture of non-metallic mineral products, n.e.c.	4,942	75,929	9,369,404
C241	Manufacture of basic iron and steel	7,199,728	146,150	1,259,673
C242	Manufacture of basic precious and other non-ferrous metals	S	S	S
C243	Casting of metals	-	1,913	89,367
C251	Manufacture of structural metal products, tanks, reservoirs and steam generators	85,430	1,505	65,857
C252	Manufacture of weapons and ammunition	S	S	S
C259	Manufacture of other fabricated metal products; metal working service activities	366,010	85,968	877,558
C261	Manufacture of electronic components	-	7,002	2,256,140
C262	Manufacture of computers and peripheral equipment and accessories	S	S	S
C263	Manufacture of communication equipment	S	S	S
C264	Manufacture of consumer electronics	-	-	278,859
C265	Manufacture of measuring, testing, navigating and control equipment; watches and clocks	-	63	99,503
C267	Manufacture of optical instruments and photographic equipment	-	13,762	330,271
C271	Manufacture of electric motors, generators, transformers and electricity distribution and control apparatus	-	24,331	172,161
C273	Manufacture of wiring and wiring devices	S	S	S
C274	Manufacture of electric lighting equipment	-	3	19,176
C275	Manufacture of domestic appliances	S	S	S
C279	Manufacture of other electrical equipment	S	S	S
C281	Manufacture of general purpose machinery	-	204	214,834

Table 5 Number of Establishments and Expense by Type for Manufacturing Establishments by Region and Industry Group:
Philippines, 2018

(Values are in thousand PhP, except number of establishments. Details may not add-up to total due to rounding and/or statistical disclosure control.)

Continued

2009 PSIC Code	Region / Industry Description	Expense		
		Cost of Goods Sold	Interest Expense	General Administrative and Other Operating Expenses
		(4)	(5)	(6)
C282	Manufacture of special purpose machinery	-	822	24,851
C291	Manufacture of motor vehicles	-	8,602	104,640
C293	Manufacture of parts and accessories for motor vehicles	-	5,551	501,144
C301	Building of ships and boats	-	97,921	472,954
C309	Manufacture of transport equipment, n.e.c.	-	2,396	189,555
C310	Manufacture of furniture	149,992	25,396	1,360,846
C321	Manufacture of jewelry, bijouterie and related articles	65	1,451	157,606
C322	Manufacture of musical instruments	S	S	S
C323	Manufacture of sports goods	S	S	S
C324	Manufacture of games and toys	S	S	S
C325	Manufacture of medical and dental instruments and supplies	-	69	553,452
C329	Other manufacturing, n.e.c.	-	5,714	105,488
C331	Repair of fabricated metal products, machinery and equipment	-	19,596	113,045
VIII – Eastern Visayas		286,411	726,393	8,343,281
C101	Processing and preserving of meat	S	S	S
C102	Processing and preserving of fish, crustaceans and mollusks	-	-	8,425
C103	Processing and preserving of fruits and vegetables	-	-	1,849
C104	Manufacture of vegetable and animal oils and fats	-	17,074	88,601
C105	Manufacture of dairy products	S	S	S
C106	Manufacture of grain mill products, starches and starch products	29,618	104	26,457
C107	Manufacture of other food products	110,432	16,138	686,921
C110	Manufacture of beverages	6,906	170	507,102
C131	Spinning, weaving and finishing of textiles	10,245	-	1,108
C139	Manufacture of other textiles	S	S	S
C141	Manufacture of wearing apparel, except fur apparel	539	-	4
C142	Custom tailoring and dressmaking	-	-	1,173
C162	Manufacture of products of wood, cork, straw and plaiting materials	8,597	-	633
C170	Manufacture of paper and paper products	87,915	15,089	147,933
C181	Printing and service activities related to printing	27,875	2,147	36,073
C201	Manufacture of basic chemicals	-	259	68,945

Table 5 Number of Establishments and Expense by Type for Manufacturing Establishments by Region and Industry Group:
Philippines, 2018

(Values are in thousand PhP, except number of establishments. Details may not add-up to total due to rounding and/or statistical disclosure control.)

Continued

2009 PSIC Code	Region / Industry Description	Expense		
		Cost of Goods Sold	Interest Expense	General Administrative and Other Operating Expenses
		(4)	(5)	(6)
C210	Manufacture of pharmaceuticals, medicinal chemical and botanical products	S	S	S
C222	Manufacture of plastics products	-	810	10,937
C231	Manufacture of glass and glass products	-	1,830	2,834
C239	Manufacture of non-metallic mineral products, n.e.c.	3,961	300	1,601
C241	Manufacture of basic iron and steel	-	-	-
C242	Manufacture of basic precious and other non-ferrous metals	S	S	S
C243	Casting of metals	S	S	S
C251	Manufacture of structural metal products, tanks, reservoirs and steam generators	-	-	1,433
C259	Manufacture of other fabricated metal products; metal working service activities	-	-	254
C273	Manufacture of wiring and wiring devices	S	S	S
C282	Manufacture of special purpose machinery	S	S	S
C310	Manufacture of furniture	-	-	588
C321	Manufacture of jewelry, bijouterie and related articles	-	-	-
C329	Other manufacturing, n.e.c.	324	376	3,927
C331	Repair of fabricated metal products, machinery and equipment	-	222	14,517
	IX – Zamboanga Peninsula	4,851,798	299,769	3,474,200
C101	Processing and preserving of meat	-	-	61,514
C102	Processing and preserving of fish, crustaceans and mollusks	-	209,802	2,136,692
C104	Manufacture of vegetable and animal oils and fats	2,936,048	24,634	253,633
C105	Manufacture of dairy products	363	-	201
C106	Manufacture of grain mill products, starches and starch products	61,578	7,586	29,587
C107	Manufacture of other food products	207,233	20,173	487,909
C108	Manufacture of prepared animal feeds	S	S	S
C110	Manufacture of beverages	1,625,047	10,026	207,502
C139	Manufacture of other textiles	S	S	S
C142	Custom tailoring and dressmaking	-	-	7,581
C161	Sawmilling and 572lanning of wood	1,000	-	975
C162	Manufacture of products of wood, cork, straw and plaiting materials	S	S	S
C181	Printing and service activities related to printing	1,521	-	18,249

Table 5 Number of Establishments and Expense by Type for Manufacturing Establishments by Region and Industry Group:
Philippines, 2018

(Values are in thousand PhP, except number of establishments. Details may not add-up to total due to rounding and/or statistical disclosure control.)

Continued

2009 PSIC Code	Region / Industry Description	Expense		
		Cost of Goods Sold	Interest Expense	General Administrative and Other Operating Expenses
		(4)	(5)	(6)
C221	Manufacture of rubber products	700	7,064	18,604
C222	Manufacture of plastics products	-	241	11,445
C231	Manufacture of glass and glass products	-	-	32
C239	Manufacture of non-metallic mineral products, n.e.c.	110	710	11,644
C241	Manufacture of basic iron and steel	-	947	2,458
C251	Manufacture of structural metal products, tanks, reservoirs and steam generators	4,228	-	2,982
C259	Manufacture of other fabricated metal products; metal working service activities	-	13,857	75,862
C310	Manufacture of furniture	10,314	1,209	11,163
C321	Manufacture of jewelry, bijouterie and related articles	S	S	S
C329	Other manufacturing, n.e.c.	-	-	374
C331	Repair of fabricated metal products, machinery and equipment	-	-	16,164
	X – Northern Mindanao	1,903,769	1,001,964	12,723,856
C101	Processing and preserving of meat	24,976	11,037	67,061
C102	Processing and preserving of fish, crustaceans and mollusks	S	S	S
C103	Processing and preserving of fruits and vegetables	32,555	356,406	2,529,354
C104	Manufacture of vegetable and animal oils and fats	285,936	132,645	776,180
C105	Manufacture of dairy products	-	11	10,782
C106	Manufacture of grain mill products, starches and starch products	31,775	394,912	2,799,398
C107	Manufacture of other food products	471,499	10,064	596,110
C108	Manufacture of prepared animal feeds	-	1,981	1,459,775
C110	Manufacture of beverages	4,788	10,744	1,261,739
C131	Spinning, weaving and finishing of textiles	-	-	-
C139	Manufacture of other textiles	-	-	1,030
C141	Manufacture of wearing apparel, except fur apparel	26,465	201	17,397
C142	Custom tailoring and dressmaking	10,655	-	14,840
C152	Manufacture of footwear	-	-	24,684
C161	Sawmilling and planing of wood	100,367	3,030	114,782
C162	Manufacture of products of wood, cork, straw and plaiting materials	8,635	11	34,717
C170	Manufacture of paper and paper products	80,836	2,905	225,871
C181	Printing and service activities related to printing	1,559	-	25,700

Table 5 Number of Establishments and Expense by Type for Manufacturing Establishments by Region and Industry Group: Philippines, 2018

(Values are in thousand PhP, except number of establishments. Details may not add-up to total due to rounding and/or statistical disclosure control.)

Continued

2009 PSIC Code	Region / Industry Description	Expense		
		Cost of Goods Sold	Interest Expense	General Administrative and Other Operating Expenses
		(4)	(5)	(6)
C192	Manufacture of refined petroleum products	66,361	-	906
C201	Manufacture of basic chemicals	170,678	17,428	1,533,136
C202	Manufacture of other chemical products, n.e.c.	71,475	30,718	310,933
C210	Manufacture of pharmaceuticals, medicinal chemical and botanical products	S	S	S
C221	Manufacture of rubber products	S	S	S
C222	Manufacture of plastics products	-	10,334	380,798
C231	Manufacture of glass and glass products	-	-	1,185
C239	Manufacture of non-metallic mineral products, n.e.c.	152,930	-	192,364
C241	Manufacture of basic iron and steel	-	2,930	97,392
C243	Casting of metals	-	1,592	3,328
C251	Manufacture of structural metal products, tanks, reservoirs and steam generators	20,936	3,288	37,248
C259	Manufacture of other fabricated metal products; metal working service activities	-	-	6,454
C264	Manufacture of consumer electronics	S	S	S
C271	Manufacture of electric motors, generators, transformers and electricity distribution and control apparatus	S	S	S
C281	Manufacture of general purpose machinery	S	S	S
C282	Manufacture of special purpose machinery	S	S	S
C291	Manufacture of motor vehicles	-	475	3,244
C293	Manufacture of parts and accessories for motor vehicles	71	-	297
C310	Manufacture of furniture	117,526	191	27,410
C321	Manufacture of jewelry, bijouterie and related articles	S	S	S
C324	Manufacture of games and toys	S	S	S
C329	Other manufacturing, n.e.c.	S	S	S
C331	Repair of fabricated metal products, machinery and equipment	6,139	5,492	67,126
	XI – Davao Region	2,570,569	828,474	12,131,734
C101	Processing and preserving of meat	-	918	127,637
C102	Processing and preserving of fish, crustaceans and mollusks	-	63	32,142
C103	Processing and preserving of fruits and vegetables	3,933	12,253	224,532

Table 5 Number of Establishments and Expense by Type for Manufacturing Establishments by Region and Industry Group:
Philippines, 2018

(Values are in thousand PhP, except number of establishments. Details may not add-up to total due to rounding and/or statistical disclosure control.)

Continued

2009 PSIC Code	Region / Industry Description	Expense		
		Cost of Goods Sold	Interest Expense	General Administrative and Other Operating Expenses
		(4)	(5)	(6)
C104	Manufacture of vegetable and animal oils and fats	121,710	137,958	1,346,658
C105	Manufacture of dairy products	278	-	863
C106	Manufacture of grain mill products, starches and starch products	1,558,056	139,646	92,419
C107	Manufacture of other food products	197,829	31,417	1,418,373
C108	Manufacture of prepared animal feeds	80,196	183,151	2,391,292
C110	Manufacture of beverages	3,623	22,047	1,948,768
C120	Manufacture of tobacco products	S	S	S
C139	Manufacture of other textiles	60	1,354	37,567
C141	Manufacture of wearing apparel, except fur apparel	-	450	14,748
C142	Custom tailoring and dressmaking	1,828	-	19,989
C152	Manufacture of footwear	-	-	1,870
C161	Sawmilling and planing of wood	425	84	3,994
C162	Manufacture of products of wood, cork, straw and plaiting materials	34,663	18,010	134,679
C170	Manufacture of paper and paper products	50,249	9,304	400,436
C181	Printing and service activities related to printing	123,496	26,995	138,649
C192	Manufacture of refined petroleum products	S	S	S
C201	Manufacture of basic chemicals	1,086	2,514	50,305
C202	Manufacture of other chemical products, n.e.c.	-	109,687	1,100,608
C210	Manufacture of pharmaceuticals, medicinal chemical and botanical products	-	-	580,834
C221	Manufacture of rubber products	-	-	4,115
C222	Manufacture of plastics products	194,386	44,965	713,436
C231	Manufacture of glass and glass products	-	54	9,770
C239	Manufacture of non-metallic mineral products, n.e.c.	57,242	62,893	783,979
C241	Manufacture of basic iron and steel	-	5,753	80,484
C242	Manufacture of basic precious and other non-ferrous metals	-	6,031	15,283
C243	Casting of metals	S	S	S
C251	Manufacture of structural metal products, tanks, reservoirs and steam generators	-	9,220	106,097
C252	Manufacture of weapons and ammunition	S	S	S
C259	Manufacture of other fabricated metal products; metal working service activities	-	1,935	39,716

Table 5 Number of Establishments and Expense by Type for Manufacturing Establishments by Region and Industry Group:
Philippines, 2018

(Values are in thousand PhP, except number of establishments. Details may not add-up to total due to rounding and/or statistical disclosure control.)

Continued

2009 PSIC Code	Region / Industry Description	Expense		
		Cost of Goods Sold	Interest Expense	General Administrative and Other Operating Expenses
		(4)	(5)	(6)
C265	Manufacture of measuring, testing, navigating and control equipment; watches and clocks	S	S	S
C271	Manufacture of electric motors, generators, transformers and electricity distribution and control apparatus	S	S	S
C275	Manufacture of domestic appliances	-	-	2,210
C281	Manufacture of general purpose machinery	-	-	2,235
C282	Manufacture of special purpose machinery	-	1,228	22,979
C291	Manufacture of motor vehicles	S	S	S
C293	Manufacture of parts and accessories for motor vehicles	-	-	201
C301	Building of ships and boats	S	S	S
C310	Manufacture of furniture	140,185	-	54,109
C321	Manufacture of jewelry, bijouterie and related articles	-	174	54,160
C329	Other manufacturing, n.e.c.	-	-	12,692
C331	Repair of fabricated metal products, machinery and equipment	1,324	369	61,924
XII – SOCCSKSARGEN		829,279	547,160	2,963,564
C101	Processing and preserving of meat	5,854	208	25,155
C102	Processing and preserving of fish, crustaceans and mollusks	133,307	413,492	1,135,361
C103	Processing and preserving of fruits and vegetables	S	S	S
C104	Manufacture of vegetable and animal oils and fats	-	5,140	557,976
C105	Manufacture of dairy products	-	120	844
C106	Manufacture of grain mill products, starches and starch products	588,652	34,330	128,911
C107	Manufacture of other food products	8,576	24,698	242,313
C108	Manufacture of prepared animal feeds	-	22,973	41,252
C110	Manufacture of beverages	5,545	-	33,495
C131	Spinning, weaving and finishing of textiles	-	-	1,395
C139	Manufacture of other textiles	-	-	1,713
C141	Manufacture of wearing apparel, except fur apparel	-	150	2,615
C142	Custom tailoring and dressmaking	-	95	6,625
C161	Sawmilling and planing of wood	-	-	1,933
C162	Manufacture of products of wood, cork, straw and plaiting materials	-	165	10,173
C170	Manufacture of paper and paper products	-	-	20,152

Table 5 Number of Establishments and Expense by Type for Manufacturing Establishments by Region and Industry Group: Philippines, 2018*(Values are in thousand PhP, except number of establishments. Details may not add-up to total due to rounding and/or statistical disclosure control.)**Continued*

2009 PSIC Code	Region / Industry Description	Expense		
		Cost of Goods Sold	Interest Expense	General Administrative and Other Operating Expenses
		(4)	(5)	(6)
C181	Printing and service activities related to printing	-	3,975	52,394
C192	Manufacture of refined petroleum products	S	S	S
C201	Manufacture of basic chemicals	-	2,697	19,658
C202	Manufacture of other chemical products, n.e.c.	S	S	S
C221	Manufacture of rubber products	S	S	S
C222	Manufacture of plastics products	S	S	S
C231	Manufacture of glass and glass products	S	S	S
C239	Manufacture of non-metallic mineral products, n.e.c.	-	40	14,469
C241	Manufacture of basic iron and steel	14,310	542	10,961
C243	Casting of metals	S	S	S
C251	Manufacture of structural metal products, tanks, reservoirs and steam generators	-	30	221,446
C259	Manufacture of other fabricated metal products; metal working service activities	-	14,124	215,581
C301	Building of ships and boats	S	S	S
C310	Manufacture of furniture	45,921	292	22,866
C323	Manufacture of sports goods	S	S	S
C331	Repair of fabricated metal products, machinery and equipment	27,114	16,630	149,063
	XIII – Caraga	210,276	1,983,203	3,486,583
C101	Processing and preserving of meat	-	264	7,265
C102	Processing and preserving of fish, crustaceans and mollusks	S	S	S
C103	Processing and preserving of fruits and vegetables	S	S	S
C104	Manufacture of vegetable and animal oils and fats	-	30,488	174,417
C106	Manufacture of grain mill products, starches and starch products	83	11,743	50,492
C107	Manufacture of other food products	94,385	1,733	219,989
C108	Manufacture of prepared animal feeds	-	-	33
C110	Manufacture of beverages	3,207	-	4,076
C139	Manufacture of other textiles	388	-	502
C141	Manufacture of wearing apparel, except fur apparel	-	-	2,818
C142	Custom tailoring and dressmaking	605	-	438
C161	Sawmilling and planing of wood	17,724	1,500	70,009
C162	Manufacture of products of wood, cork, straw and plaiting materials	8,380	300	140,651
C181	Printing and service activities related to printing	399	-	25,117

Table 5 Number of Establishments and Expense by Type for Manufacturing Establishments by Region and Industry Group:
Philippines, 2018

(Values are in thousand PhP, except number of establishments. Details may not add-up to total due to rounding and/or statistical disclosure control.)

Concluded

2009 PSIC Code	Region / Industry Description	Expense		
		Cost of Goods Sold	Interest Expense	General Administrative and Other Operating Expenses
		(4)	(5)	(6)
C201	Manufacture of basic chemicals	S	S	S
C202	Manufacture of other chemical products, n.e.c.	-	-	68,135
C231	Manufacture of glass and glass products	S	S	S
C239	Manufacture of non-metallic mineral products, n.e.c.	13,805	22,688	104,576
C241	Manufacture of basic iron and steel	-	-	134
C242	Manufacture of basic precious and other non-ferrous metals	S	S	S
C259	Manufacture of other fabricated metal products; metal working service activities	23,057	1,521	20,296
C275	Manufacture of domestic appliances	57	-	63
C301	Building of ships and boats	S	S	S
C309	Manufacture of transport equipment, n.e.c.	-	-	11
C310	Manufacture of furniture	16,294	582	5,191
C321	Manufacture of jewelry, bijouterie and related articles	460	-	617
C324	Manufacture of games and toys	-	-	168
C329	Other manufacturing, n.e.c.	706	-	5,905
C331	Repair of fabricated metal products, machinery and equipment	569	2,152	14,425
	Autonomous Region in Muslim Mindanao	51,597	195,203	369,271
C104	Manufacture of vegetable and animal oils and fats	S	S	S
C106	Manufacture of grain mill products, starches and starch products	5,432	176,178	283,562
C107	Manufacture of other food products	29,095	-	37,555
C108	Manufacture of prepared animal feeds	164	-	-
C110	Manufacture of beverages	12,029	-	1,173
C142	Custom tailoring and dressmaking	2,520	-	1,236
C181	Printing and service activities related to printing	2,279	-	821
C221	Manufacture of rubber products	S	S	S
C239	Manufacture of non-metallic mineral products, n.e.c.	78	-	124
C251	Manufacture of structural metal products, tanks, reservoirs and steam generators	-	-	1,588
C310	Manufacture of furniture	-	-	8,849

Notes: "-" – zero value
S – suppressed

Source: Philippine Statistics Authority, 2018 Census of Philippine Business and Industry

Table 5.1 Number of Establishments and Cost of Products and By-products Sold and Contract and Commission Work Done for Others by Type for Manufacturing Establishments by Region and Industry Group: Philippines, 2018*(Values are in thousand PhP, except number of establishments. Details may not add-up to total due to rounding and/or statistical disclosure control.)*

2009 PSIC Code	Region / Industry Description	Number of Establishments	Cost of Products and By-products Sold and Contract and Commission Work Done for Others	
			Total	Raw Materials Used
		(1)	(2)	(3)
	Philippines	28,968	4,508,946,392	3,253,355,206
C101	Processing and preserving of meat	299	84,805,474	63,716,423
C102	Processing and preserving of fish, crustaceans and mollusks	278	82,476,969	66,749,121
C103	Processing and preserving of fruits and vegetables	169	42,381,332	29,846,962
C104	Manufacture of vegetable and animal oils and fats	140	127,999,231	107,857,813
C105	Manufacture of dairy products	99	83,874,632	38,675,973
C106	Manufacture of grain mill products, starches and starch products	1,701	96,540,682	84,121,915
C107	Manufacture of other food products	9,084	257,973,059	168,565,313
C108	Manufacture of prepared animal feeds	199	130,487,727	100,736,035
C110	Manufacture of beverages	3,986	259,851,365	154,388,211
C120	Manufacture of tobacco products	17	59,283,995	12,419,316
C131	Spinning, weaving and finishing of textiles	125	8,259,126	4,817,887
C139	Manufacture of other textiles	236	11,656,688	7,934,301
C141	Manufacture of wearing apparel, except fur apparel	880	49,742,860	24,411,501
C142	Custom tailoring and dressmaking	790	1,469,414	673,947
C143	Manufacture of knitted and crocheted apparel	40	4,890,725	2,255,498
C151	Tanning and dressing of leather; manufacture of luggage and handbags	107	22,451,562	14,093,163
C152	Manufacture of footwear	140	6,632,932	4,337,483
C161	Sawmilling and planing of wood	59	1,663,936	1,305,922
C162	Manufacture of products of wood, cork, straw and plaiting materials	333	42,276,299	35,204,916
C170	Manufacture of paper and paper products	330	96,253,733	75,012,437
C181	Printing and service activities related to printing	2,566	30,308,877	20,432,123
C182	Reproduction of recorded media	4	216,464	71,576
C192	Manufacture of refined petroleum products	15	312,357,763	315,881,520
C199	Manufacture of other fuel products	3	3,240,904	2,788,036
C201	Manufacture of basic chemicals	190	103,749,233	91,452,663
C202	Manufacture of other chemical products, n.e.c.	357	148,141,949	115,990,262
C203	Manufacture of man-made fibers	S	S	S
C210	Manufacture of pharmaceuticals, medicinal chemical and botanical products	117	46,986,498	19,863,290
C221	Manufacture of rubber products	134	21,103,754	9,790,896
C222	Manufacture of plastics products	834	123,787,279	93,429,001
C231	Manufacture of glass and glass products	104	19,082,026	9,045,927
C239	Manufacture of non-metallic mineral products, n.e.c.	846	160,222,742	94,356,448
C241	Manufacture of basic iron and steel	319	129,095,391	106,442,763
C242	Manufacture of basic precious and other non-ferrous metals	26	142,824,068	113,015,423
C243	Casting of metals	59	12,756,190	8,705,257
C251	Manufacture of structural metal products, tanks, reservoirs and steam generators	469	35,317,704	26,350,184
C252	Manufacture of weapons and ammunition	12	320,615	263,848
C259	Manufacture of other fabricated metal products; metal working service activities	859	76,595,052	54,702,834
C261	Manufacture of electronic components	138	546,969,412	362,142,124

Continued

Table 5.1 Number of Establishments and Cost of Products and By-products Sold and Contract and Commission Work Done for Others by Type for Manufacturing Establishments by Region and Industry Group: Philippines, 2018*(Values are in thousand PhP, except number of establishments. Details may not add-up to total due to rounding and/or statistical disclosure control.)**Continued*

2009 PSIC Code	Region / Industry Description	Number of Establishments	Cost of Products and By-products Sold and Contract and Commission Work Done for Others	
			Total	Raw Materials Used
		(1)	(2)	(3)
C262	Manufacture of computers and peripheral equipment and accessories	32	225,673,531	203,454,863
C263	Manufacture of communication equipment	13	8,186,174	6,458,972
C264	Manufacture of consumer electronics	27	22,629,034	15,964,477
C265	Manufacture of measuring, testing, navigating and control equipment; watches and clocks	25	4,341,873	2,886,895
C267	Manufacture of optical instruments and photographic equipment	24	18,725,601	14,029,052
C271	Manufacture of electric motors, generators, transformers and electricity distribution and control apparatus	84	16,493,708	12,689,699
C272	Manufacture of batteries and accumulators	6	9,132,475	7,374,546
C273	Manufacture of wiring and wiring devices	53	34,308,584	30,311,309
C274	Manufacture of electric lighting equipment	34	8,674,598	6,211,411
C275	Manufacture of domestic appliances	36	11,743,673	10,499,224
C279	Manufacture of other electrical equipment	35	63,511,389	49,735,430
C281	Manufacture of general purpose machinery	102	72,976,260	61,594,290
C282	Manufacture of special purpose machinery	162	33,012,160	22,746,813
C291	Manufacture of motor vehicles	40	48,275,703	14,386,293
C292	Manufacture of bodies (coachwork) for motor vehicles; manufacture of trailers and semi-trailers	24	2,408,358	1,661,671
C293	Manufacture of parts and accessories for motor vehicles	119	202,606,410	152,667,296
C301	Building of ships and boats	29	107,484,486	27,935,671
C302	Manufacture of railway locomotive and rolling stock	S	S	S
C303	Manufacture of air and spacecraft and related machinery	8	38,206,837	27,554,324
C309	Manufacture of transport equipment, n.e.c.	67	87,543,684	81,969,344
C310	Manufacture of furniture	852	26,938,756	18,839,136
C321	Manufacture of jewelry, bijouterie and related articles	99	2,030,639	1,415,972
C322	Manufacture of musical instruments	4	90,656	52,112
C323	Manufacture of sports goods	17	4,132,566	2,561,259
C324	Manufacture of games and toys	28	3,014,530	1,735,243
C325	Manufacture of medical and dental instruments and supplies	56	37,515,431	25,251,134
C329	Other manufacturing, n.e.c.	204	6,139,962	4,174,231
C331	Repair of fabricated metal products, machinery and equipment	712	27,010,959	5,516,611
C332	Installation of industrial machinery and equipment	6	214,949	37,521
National Capital Region		4,636	844,660,024	574,666,052
C101	Processing and preserving of meat	34	15,795,966	11,906,989
C102	Processing and preserving of fish, crustaceans and mollusks	29	17,585,897	14,938,294
C103	Processing and preserving of fruits and vegetables	36	5,033,116	3,559,146
C104	Manufacture of vegetable and animal oils and fats	19	37,735,003	35,284,251
C105	Manufacture of dairy products	26	9,000,298	7,034,444
C106	Manufacture of grain mill products, starches and starch products	15	30,971,996	26,341,662
C107	Manufacture of other food products	1,002	79,604,970	49,936,755

Table 5.1 Number of Establishments and Cost of Products and By-products Sold and Contract and Commission Work Done for Others by Type for Manufacturing Establishments by Region and Industry Group: Philippines, 2018

(Values are in thousand PhP, except number of establishments. Details may not add-up to total due to rounding and/or statistical disclosure control.)

Continued

2009 PSIC Code	Region / Industry Description	Number of Establishments	Cost of Products and By-products Sold and Contract and Commission Work Done for Others	
			Total	Raw Materials Used
		(1)	(2)	(3)
C108	Manufacture of prepared animal feeds	14	22,006,813	21,344,236
C110	Manufacture of beverages	204	78,955,524	21,498,946
C120	Manufacture of tobacco products	5	40,893,239	8,312,311
C131	Spinning, weaving and finishing of textiles	33	1,727,447	921,014
C139	Manufacture of other textiles	93	6,929,419	5,191,794
C141	Manufacture of wearing apparel, except fur apparel	325	18,694,580	13,879,132
C142	Custom tailoring and dressmaking	80	743,747	412,691
C143	Manufacture of knitted and crocheted apparel	21	1,829,136	1,357,346
C151	Tanning and dressing of leather; manufacture of luggage and handbags	31	1,546,081	1,290,676
C152	Manufacture of footwear	61	1,892,380	1,547,032
C161	Sawmilling and planing of wood	5	248,830	170,227
C162	Manufacture of products of wood, cork, straw and plaiting materials	29	1,053,581	849,523
C170	Manufacture of paper and paper products	154	47,358,769	40,222,541
C181	Printing and service activities related to printing	656	18,174,510	12,325,273
C192	Manufacture of refined petroleum products	4	414,721	386,993
C199	Manufacture of other fuel products	S	S	S
C201	Manufacture of basic chemicals	43	13,743,161	12,895,124
C202	Manufacture of other chemical products, n.e.c.	166	80,268,722	62,635,850
C203	Manufacture of man-made fibers	S	S	S
C210	Manufacture of pharmaceuticals, medicinal chemical and botanical products	29	27,600,164	7,662,116
C221	Manufacture of rubber products	53	5,567,404	3,733,884
C222	Manufacture of plastics products	350	50,150,409	38,268,679
C231	Manufacture of glass and glass products	31	8,650,970	5,208,142
C239	Manufacture of non-metallic mineral products, n.e.c.	65	10,598,377	8,117,360
C241	Manufacture of basic iron and steel	82	48,928,838	44,741,949
C242	Manufacture of basic precious and other non-ferrous metals	4	6,746,236	6,468,066
C243	Casting of metals	18	1,856,819	1,367,429
C251	Manufacture of structural metal products, tanks, reservoirs and steam generators	141	16,415,603	12,109,801
C252	Manufacture of weapons and ammunition	4	201,857	200,386
C259	Manufacture of other fabricated metal products; metal working service activities	168	23,423,962	17,146,733
C261	Manufacture of electronic components	9	27,710,306	13,367,717
C262	Manufacture of computers and peripheral equipment and accessories	S	S	S
C264	Manufacture of consumer electronics	8	264,651	169,450
C265	Manufacture of measuring, testing, navigating and control equipment; watches and clocks	8	406,209	337,152
C267	Manufacture of optical instruments and photographic equipment	S	S	S
C271	Manufacture of electric motors, generators, transformers and electricity distribution and control apparatus	17	1,023,580	918,193
C272	Manufacture of batteries and accumulators	S	S	S
C273	Manufacture of wiring and wiring devices	21	8,851,477	8,040,729
C274	Manufacture of electric lighting equipment	9	577,730	492,728
C275	Manufacture of domestic appliances	12	8,523,008	7,878,599

Table 5.1 Number of Establishments and Cost of Products and By-products Sold and Contract and Commission Work Done for Others by Type for Manufacturing Establishments by Region and Industry Group: Philippines, 2018*(Values are in thousand PhP, except number of establishments. Details may not add-up to total due to rounding and/or statistical disclosure control.)**Continued*

2009 PSIC Code	Region / Industry Description	Number of Establishments	Cost of Products and By-products Sold and Contract and Commission Work Done for Others	
			Total	Raw Materials Used
		(1)	(2)	(3)
C279	Manufacture of other electrical equipment	6	187,417	114,881
C281	Manufacture of general purpose machinery	34	6,885,288	5,310,139
C282	Manufacture of special purpose machinery	30	1,610,646	1,021,419
C291	Manufacture of motor vehicles	9	236,223	207,266
C292	Manufacture of bodies (coachwork) for motor vehicles; manufacture of trailers and semi-trailers	11	1,310,049	816,777
C293	Manufacture of parts and accessories for motor vehicles	15	9,457,106	8,052,798
C301	Building of ships and boats	5	79,937	2,409
C303	Manufacture of air and spacecraft and related machinery	S	S	S
C309	Manufacture of transport equipment, n.e.c.	10	13,514,813	12,661,720
C310	Manufacture of furniture	154	12,237,507	9,286,857
C321	Manufacture of jewelry, bijouterie and related articles	11	134,838	88,478
C322	Manufacture of musical instruments	S	S	S
C323	Manufacture of sports goods	3	894,844	311,670
C324	Manufacture of games and toys	8	196,845	125,356
C325	Manufacture of medical and dental instruments and supplies	11	701,525	387,653
C329	Other manufacturing, n.e.c.	42	2,140,012	1,816,437
C331	Repair of fabricated metal products, machinery and equipment	161	12,967,407	2,354,865
C332	Installation of industrial machinery and equipment	4	64,311	33,533
Cordillera Administrative Region		685	67,683,672	56,557,228
C101	Processing and preserving of meat	6	33,197	3,890
C102	Processing and preserving of fish, crustaceans and mollusks	8	36,399	29,378
C103	Processing and preserving of fruits and vegetables	6	494,672	253,552
C105	Manufacture of dairy products	S	S	S
C106	Manufacture of grain mill products, starches and starch products	100	14,615	5,453
C107	Manufacture of other food products	140	1,106,075	806,830
C110	Manufacture of beverages	190	315,760	55,856
C131	Spinning, weaving and finishing of textiles	13	36,579	13,523
C139	Manufacture of other textiles	6	63,982	4,433
C141	Manufacture of wearing apparel, except fur apparel	S	S	S
C142	Custom tailoring and dressmaking	43	60,287	25,355
C162	Manufacture of products of wood, cork, straw and plaiting materials	6	2,862	304
C181	Printing and service activities related to printing	75	86,153	34,604
C201	Manufacture of basic chemicals	3	10,186	3,226
C221	Manufacture of rubber products	5	397	42
C222	Manufacture of plastics products	S	S	S
C231	Manufacture of glass and glass products	S	S	S
C239	Manufacture of non-metallic mineral products, n.e.c.	23	203,821	157,524
C241	Manufacture of basic iron and steel	5	34,722	11,617
C251	Manufacture of structural metal products, tanks, reservoirs and steam generators	10	15,937	4,985

Table 5.1 Number of Establishments and Cost of Products and By-products Sold and Contract and Commission Work Done for Others by Type for Manufacturing Establishments by Region and Industry Group: Philippines, 2018

(Values are in thousand PhP, except number of establishments. Details may not add-up to total due to rounding and/or statistical disclosure control.)

Continued

2009 PSIC Code	Region / Industry Description	Number of Establishments	Cost of Products and By-products Sold and Contract and Commission Work Done for Others	
			Total	Raw Materials Used
		(1)	(2)	(3)
C259	Manufacture of other fabricated metal products; metal working service activities	19	13,923	2,460
C261	Manufacture of electronic components	S	S	S
C303	Manufacture of air and spacecraft and related machinery	S	S	S
C310	Manufacture of furniture	17	45,047	17,655
C321	Manufacture of jewelry, bijouterie and related articles	S	S	S
I – Ilocos Region		953	24,325,151	15,191,876
C101	Processing and preserving of meat	12	680,224	154,828
C102	Processing and preserving of fish, crustaceans and mollusks	33	1,748,034	1,426,245
C103	Processing and preserving of fruits and vegetables	3	132,867	80,974
C105	Manufacture of dairy products	S	S	S
C106	Manufacture of grain mill products, starches and starch products	71	500,044	406,690
C107	Manufacture of other food products	347	2,673,506	1,794,152
C108	Manufacture of prepared animal feeds	3	72,276	34,968
C110	Manufacture of beverages	140	3,091,823	2,297,299
C120	Manufacture of tobacco products	S	S	S
C131	Spinning, weaving and finishing of textiles	5	2,603	1,137
C141	Manufacture of wearing apparel, except fur apparel	5	7,811	5,744
C142	Custom tailoring and dressmaking	42	32,168	16,805
C152	Manufacture of footwear	6	2,140	989
C162	Manufacture of products of wood, cork, straw and plaiting materials	13	12,667	8,122
C170	Manufacture of paper and paper products	9	1,022,195	718,474
C181	Printing and service activities related to printing	112	202,440	92,155
C201	Manufacture of basic chemicals	6	33,889	21,342
C210	Manufacture of pharmaceuticals, medicinal chemical and botanical products	S	S	S
C221	Manufacture of rubber products	5	1,084	220
C231	Manufacture of glass and glass products	4	9,144	3,286
C239	Manufacture of non-metallic mineral products, n.e.c.	45	12,004,770	6,317,867
C241	Manufacture of basic iron and steel	11	1,375,177	1,252,209
C251	Manufacture of structural metal products, tanks, reservoirs and steam generators	15	313,787	282,526
C259	Manufacture of other fabricated metal products; metal working service activities	16	10,974	3,593
C273	Manufacture of wiring and wiring devices	S	S	S
C282	Manufacture of special purpose machinery	S	S	S
C292	Manufacture of bodies (coachwork) for motor vehicles; manufacture of trailers and semi-trailers	3	6,288	1,829
C293	Manufacture of parts and accessories for motor vehicles	3	937	501
C309	Manufacture of transport equipment, n.e.c.	13	37,596	24,853
C321	Manufacture of jewelry, bijouterie and related articles	S	S	S
C324	Manufacture of games and toys	S	S	S
C329	Other manufacturing, n.e.c.	7	60,467	44,922

Table 5.1 Number of Establishments and Cost of Products and By-products Sold and Contract and Commission Work Done for Others by Type for Manufacturing Establishments by Region and Industry Group: Philippines, 2018*(Values are in thousand PhP, except number of establishments. Details may not add-up to total due to rounding and/or statistical disclosure control.)**Continued*

2009 PSIC Code	Region / Industry Description	Number of Establishments	Cost of Products and By-products Sold and Contract and Commission Work Done for Others	
			Total	Raw Materials Used
		(1)	(2)	(3)
C331	Repair of fabricated metal products, machinery and equipment	17	52,741	19,127
II – Cagayan Valley		1,133	19,445,705	14,838,643
C101	Processing and preserving of meat	6	164,644	76,508
C102	Processing and preserving of fish, crustaceans and mollusks	4	2,228	1,318
C103	Processing and preserving of fruits and vegetables	8	6,313	3,594
C104	Manufacture of vegetable and animal oils and fats	S	S	S
C105	Manufacture of dairy products	4	16,453	7,544
C106	Manufacture of grain mill products, starches and starch products	175	10,018,610	9,288,002
C107	Manufacture of other food products	382	771,492	292,728
C108	Manufacture of prepared animal feeds	7	366,342	191,844
C110	Manufacture of beverages	227	4,111,518	2,742,198
C120	Manufacture of tobacco products	3	1,216,558	963,266
C131	Spinning, weaving and finishing of textiles	3	1,161	837
C139	Manufacture of other textiles	4	10,751	7,417
C142	Custom tailoring and dressmaking	34	23,693	10,586
C151	Tanning and dressing of leather; manufacture of luggage and handbags	3	1,706	151
C162	Manufacture of products of wood, cork, straw and plaiting materials	8	2,398	1,123
C181	Printing and service activities related to printing	122	342,967	263,015
C182	Reproduction of recorded media	3	2,917	673
C199	Manufacture of other fuel products	S	S	S
C201	Manufacture of basic chemicals	S	S	S
C222	Manufacture of plastics products	6	8,061	7,644
C239	Manufacture of non-metallic mineral products, n.e.c.	25	51,839	27,006
C241	Manufacture of basic iron and steel	9	4,156	2,006
C251	Manufacture of structural metal products, tanks, reservoirs and steam generators	12	51,880	53,571
C252	Manufacture of weapons and ammunition	S	S	S
C259	Manufacture of other fabricated metal products; metal working service activities	32	58,423	37,503
C279	Manufacture of other electrical equipment	3	941,426	44,808
C282	Manufacture of special purpose machinery	3	150,634	109,854
C310	Manufacture of furniture	21	127,067	50,614
C321	Manufacture of jewelry, bijouterie and related articles	5	583	144
C329	Other manufacturing, n.e.c.	S	S	S
C331	Repair of fabricated metal products, machinery and equipment	17	19,408	6,750
III – Central Luzon		3,388	722,229,212	529,003,122
C101	Processing and preserving of meat	74	16,975,300	12,097,915
C102	Processing and preserving of fish, crustaceans and mollusks	27	3,356,407	2,721,800
C103	Processing and preserving of fruits and vegetables	31	3,927,492	3,603,045

Table 5.1 Number of Establishments and Cost of Products and By-products Sold and Contract and Commission Work Done for Others by Type for Manufacturing Establishments by Region and Industry Group: Philippines, 2018

(Values are in thousand PhP, except number of establishments. Details may not add-up to total due to rounding and/or statistical disclosure control.)

Continued

2009 PSIC Code	Region / Industry Description	Number of Establishments	Cost of Products and By-products Sold and Contract and Commission Work Done for Others	
			Total	Raw Materials Used
		(1)	(2)	(3)
C104	Manufacture of vegetable and animal oils and fats	4	1,870,166	1,864,676
C105	Manufacture of dairy products	12	1,837,026	1,141,666
C106	Manufacture of grain mill products, starches and starch products	235	11,150,338	9,460,626
C107	Manufacture of other food products	1,054	23,167,576	14,272,798
C108	Manufacture of prepared animal feeds	54	38,749,983	30,138,733
C110	Manufacture of beverages	360	28,479,477	13,225,838
C120	Manufacture of tobacco products	S	S	S
C131	Spinning, weaving and finishing of textiles	20	4,518,406	3,159,456
C139	Manufacture of other textiles	40	1,914,042	770,538
C141	Manufacture of wearing apparel, except fur apparel	149	8,628,451	4,338,081
C142	Custom tailoring and dressmaking	60	55,735	20,626
C143	Manufacture of knitted and crocheted apparel	3	520,638	113,348
C151	Tanning and dressing of leather; manufacture of luggage and handbags	41	7,019,642	3,007,459
C152	Manufacture of footwear	10	1,842,602	1,191,976
C161	Sawmilling and planing of wood	S	S	S
C162	Manufacture of products of wood, cork, straw and plaiting materials	63	1,111,863	488,808
C170	Manufacture of paper and paper products	35	16,600,541	10,858,606
C181	Printing and service activities related to printing	163	623,197	318,848
C192	Manufacture of refined petroleum products	3	142,402,917	169,421,404
C201	Manufacture of basic chemicals	21	7,406,087	6,020,451
C202	Manufacture of other chemical products, n.e.c.	35	4,668,929	2,988,055
C210	Manufacture of pharmaceuticals, medicinal chemical and botanical products	22	4,727,710	3,091,484
C221	Manufacture of rubber products	14	6,327,691	492,631
C222	Manufacture of plastics products	115	15,742,048	12,343,916
C231	Manufacture of glass and glass products	14	1,080,916	565,550
C239	Manufacture of non-metallic mineral products, n.e.c.	134	31,401,552	14,953,692
C241	Manufacture of basic iron and steel	44	19,979,108	14,630,928
C242	Manufacture of basic precious and other non-ferrous metals	4	257,728	97,176
C243	Casting of metals	7	892,473	785,106
C251	Manufacture of structural metal products, tanks, reservoirs and steam generators	60	3,277,277	2,885,533
C259	Manufacture of other fabricated metal products; metal working service activities	85	9,385,217	6,493,499
C261	Manufacture of electronic components	14	132,853,577	112,068,024
C262	Manufacture of computers and peripheral equipment and accessories	5	9,252,761	4,195,390
C263	Manufacture of communication equipment	S	S	S
C264	Manufacture of consumer electronics	3	210,133	143,683
C265	Manufacture of measuring, testing, navigating and control equipment; watches and clocks	3	152,359	80,915
C271	Manufacture of electric motors, generators, transformers and electricity distribution and control apparatus	10	1,032,842	855,246
C272	Manufacture of batteries and accumulators	S	S	S
C273	Manufacture of wiring and wiring devices	10	7,985,944	7,614,994
C274	Manufacture of electric lighting equipment	7	767,382	419,458

Table 5.1 Number of Establishments and Cost of Products and By-products Sold and Contract and Commission Work Done for Others by Type for Manufacturing Establishments by Region and Industry Group: Philippines, 2018*(Values are in thousand PhP, except number of establishments. Details may not add-up to total due to rounding and/or statistical disclosure control.)**Continued*

2009 PSIC Code	Region / Industry Description	Number of Establishments	Cost of Products and By-products Sold and Contract and Commission Work Done for Others	
			Total	Raw Materials Used
		(1)	(2)	(3)
C275	Manufacture of domestic appliances	4	1,206,781	1,139,162
C279	Manufacture of other electrical equipment	10	1,153,369	854,567
C281	Manufacture of general purpose machinery	13	5,411,350	4,117,586
C282	Manufacture of special purpose machinery	15	273,671	152,964
C291	Manufacture of motor vehicles	4	173,686	123,754
C292	Manufacture of bodies (coachwork) for motor vehicles; manufacture of trailers and semi-trailers	S	S	S
C293	Manufacture of parts and accessories for motor vehicles	9	31,345,040	24,559,242
C301	Building of ships and boats	S	S	S
C303	Manufacture of air and spacecraft and related machinery	5	848,259	565,498
C309	Manufacture of transport equipment, n.e.c.	13	51,794	25,872
C310	Manufacture of furniture	121	2,745,030	1,993,273
C321	Manufacture of jewelry, bijouterie and related articles	15	332,984	283,737
C322	Manufacture of musical instruments	S	S	S
C323	Manufacture of sports goods	3	1,379,334	872,505
C324	Manufacture of games and toys	8	804,360	380,337
C325	Manufacture of medical and dental instruments and supplies	9	4,864,848	2,818,605
C329	Other manufacturing, n.e.c.	42	1,943,297	1,165,530
C331	Repair of fabricated metal products, machinery and equipment	62	7,025,483	603,741
C332	Installation of industrial machinery and equipment	S	S	S
IVA – CALABARZON		4,035	2,035,994,389	1,508,807,890
C101	Processing and preserving of meat	41	32,359,114	23,924,385
C102	Processing and preserving of fish, crustaceans and mollusks	12	8,409,600	7,556,388
C103	Processing and preserving of fruits and vegetables	19	3,996,287	3,390,514
C104	Manufacture of vegetable and animal oils and fats	31	14,928,345	11,953,741
C105	Manufacture of dairy products	12	72,802,386	30,343,505
C106	Manufacture of grain mill products, starches and starch products	90	4,736,467	4,016,363
C107	Manufacture of other food products	877	74,519,357	54,348,772
C108	Manufacture of prepared animal feeds	69	7,942,850	6,366,547
C110	Manufacture of beverages	291	96,875,436	86,539,283
C120	Manufacture of tobacco products	3	15,525,159	2,033,531
C131	Spinning, weaving and finishing of textiles	10	1,795,677	632,982
C139	Manufacture of other textiles	33	1,233,586	871,253
C141	Manufacture of wearing apparel, except fur apparel	244	14,206,298	5,540,786
C142	Custom tailoring and dressmaking	90	114,674	11,663
C143	Manufacture of knitted and crocheted apparel	16	2,540,951	784,804
C151	Tanning and dressing of leather; manufacture of luggage and handbags	24	13,777,450	9,734,882
C152	Manufacture of footwear	34	2,118,690	1,244,335
C161	Sawmilling and planing of wood	S	S	S
C162	Manufacture of products of wood, cork, straw and plaiting materials	64	34,099,931	29,314,433
C170	Manufacture of paper and paper products	76	16,693,711	11,625,421

Table 5.1 Number of Establishments and Cost of Products and By-products Sold and Contract and Commission Work Done for Others by Type for Manufacturing Establishments by Region and Industry Group: Philippines, 2018

(Values are in thousand PhP, except number of establishments. Details may not add-up to total due to rounding and/or statistical disclosure control.)

Continued

2009 PSIC Code	Region / Industry Description	Number of Establishments	Cost of Products and By-products Sold and Contract and Commission Work Done for Others	
			Total	Raw Materials Used
		(1)	(2)	(3)
C181	Printing and service activities related to printing	198	6,058,207	4,483,455
C182	Reproduction of recorded media	S	S	S
C192	Manufacture of refined petroleum products	S	S	S
C199	Manufacture of other fuel products	S	S	S
C201	Manufacture of basic chemicals	31	50,312,390	43,051,368
C202	Manufacture of other chemical products, n.e.c.	91	52,038,908	41,880,001
C210	Manufacture of pharmaceuticals, medicinal chemical and botanical products	34	12,261,514	7,474,132
C221	Manufacture of rubber products	35	5,266,504	2,773,662
C222	Manufacture of plastics products	181	45,594,487	33,713,913
C231	Manufacture of glass and glass products	18	7,617,029	2,462,765
C239	Manufacture of non-metallic mineral products, n.e.c.	115	69,010,851	49,019,758
C241	Manufacture of basic iron and steel	59	47,625,316	38,248,852
C242	Manufacture of basic precious and other non-ferrous metals	8	4,261,751	3,887,701
C243	Casting of metals	16	8,225,666	5,837,867
C251	Manufacture of structural metal products, tanks, reservoirs and steam generators	109	11,736,723	8,856,865
C252	Manufacture of weapons and ammunition	S	S	S
C259	Manufacture of other fabricated metal products; metal working service activities	245	33,753,666	23,623,986
C261	Manufacture of electronic components	103	318,475,148	189,063,474
C262	Manufacture of computers and peripheral equipment and accessories	24	215,770,654	198,952,367
C263	Manufacture of communication equipment	10	3,882,802	3,342,805
C264	Manufacture of consumer electronics	12	16,998,278	11,312,360
C265	Manufacture of measuring, testing, navigating and control equipment; watches and clocks	5	2,473,893	2,220,997
C267	Manufacture of optical instruments and photographic equipment	9	11,051,955	8,784,144
C271	Manufacture of electric motors, generators, transformers and electricity distribution and control apparatus	46	12,658,992	9,567,355
C272	Manufacture of batteries and accumulators	S	S	S
C273	Manufacture of wiring and wiring devices	20	16,499,335	14,206,344
C274	Manufacture of electric lighting equipment	15	6,651,523	4,756,479
C275	Manufacture of domestic appliances	12	1,614,938	1,181,157
C279	Manufacture of other electrical equipment	14	59,737,061	48,475,553
C281	Manufacture of general purpose machinery	41	57,293,845	49,338,870
C282	Manufacture of special purpose machinery	73	30,048,736	20,877,664
C291	Manufacture of motor vehicles	13	45,294,845	12,057,056
C292	Manufacture of bodies (coachwork) for motor vehicles; manufacture of trailers and semi-trailers	10	958,664	598,357
C293	Manufacture of parts and accessories for motor vehicles	74	158,351,700	119,910,984
C301	Building of ships and boats	5	100,734	59,606
C302	Manufacture of railway locomotive and rolling stock	S	S	S
C303	Manufacture of air and spacecraft and related machinery	S	S	S
C309	Manufacture of transport equipment, n.e.c.	21	70,218,072	66,992,217
C310	Manufacture of furniture	150	3,462,443	2,223,984
C321	Manufacture of jewelry, bijouterie and related articles	4	125,613	71,684

Table 5.1 Number of Establishments and Cost of Products and By-products Sold and Contract and Commission Work Done for Others by Type for Manufacturing Establishments by Region and Industry Group: Philippines, 2018*(Values are in thousand PhP, except number of establishments. Details may not add-up to total due to rounding and/or statistical disclosure control.)**Continued*

2009 PSIC Code	Region / Industry Description	Number of Establishments	Cost of Products and By-products Sold and Contract and Commission Work Done for Others	
			Total	Raw Materials Used
		(1)	(2)	(3)
C322	Manufacture of musical instruments	S	S	S
C323	Manufacture of sports goods	8	1,588,320	1,172,496
C324	Manufacture of games and toys	6	1,083,658	584,041
C325	Manufacture of medical and dental instruments and supplies	21	30,194,123	20,769,667
C329	Other manufacturing, n.e.c.	17	780,431	257,736
C331	Repair of fabricated metal products, machinery and equipment	133	3,805,520	1,337,601
C332	Installation of industrial machinery and equipment	S	S	S
MIMAROPA		1,118	13,379,204	8,346,074
C101	Processing and preserving of meat	3	181,834	176,528
C102	Processing and preserving of fish, crustaceans and mollusks	S	S	S
C103	Processing and preserving of fruits and vegetables	S	S	S
C104	Manufacture of vegetable and animal oils and fats	7	392,158	316,166
C105	Manufacture of dairy products	5	1,275	430
C106	Manufacture of grain mill products, starches and starch products	98	2,494,725	2,095,517
C107	Manufacture of other food products	432	820,069	395,522
C110	Manufacture of beverages	289	203,643	59,577
C131	Spinning, weaving and finishing of textiles	3	2,631	1,256
C141	Manufacture of wearing apparel, except fur apparel	8	3,817	614
C142	Custom tailoring and dressmaking	22	19,747	7,138
C151	Tanning and dressing of leather; manufacture of luggage and handbags	3	1,985	499
C161	Sawmilling and 588lanning of wood	4	1,360	272
C162	Manufacture of products of wood, cork, straw and plaiting materials	13	44,916	32,240
C181	Printing and service activities related to printing	123	161,240	59,200
C201	Manufacture of basic chemicals	3	1,364	754
C202	Manufacture of other chemical products, n.e.c.	S	S	S
C210	Manufacture of pharmaceuticals, medicinal chemical and botanical products	S	S	S
C222	Manufacture of plastics products	6	6,035	1,471
C239	Manufacture of non-metallic mineral products, n.e.c.	37	20,530	7,711
C241	Manufacture of basic iron and steel	8	2,757	669
C242	Manufacture of basic precious and other non-ferrous metals	S	S	S
C259	Manufacture of other fabricated metal products; metal working service activities	19	15,162	4,190
C282	Manufacture of special purpose machinery	S	S	S
C310	Manufacture of furniture	21	26,770	10,481
C331	Repair of fabricated metal products, machinery and equipment	5	7,680	4,110

Table 5.1 Number of Establishments and Cost of Products and By-products Sold and Contract and Commission Work Done for Others by Type for Manufacturing Establishments by Region and Industry Group: Philippines, 2018

(Values are in thousand PhP, except number of establishments. Details may not add-up to total due to rounding and/or statistical disclosure control.)

Continued

2009 PSIC Code	Region / Industry Description	Number of Establishments	Cost of Products and By-products Sold and Contract and Commission Work Done for Others	
			Total	Raw Materials Used
		(1)	(2)	(3)
V – Bicol Region		1,339	24,902,369	14,355,442
C101	Processing and preserving of meat	14	125,488	12,397
C102	Processing and preserving of fish, crustaceans and mollusks	28	441,511	366,256
C103	Processing and preserving of fruits and vegetables	5	33,439	27,040
C104	Manufacture of vegetable and animal oils and fats	9	3,059,992	2,555,780
C105	Manufacture of dairy products	6	7,410	2,629
C106	Manufacture of grain mill products, starches and starch products	67	1,919,874	1,472,163
C107	Manufacture of other food products	542	1,824,762	1,187,752
C108	Manufacture of prepared animal feeds	4	554,280	399,052
C110	Manufacture of beverages	249	671,998	211,483
C120	Manufacture of tobacco products	S	S	S
C131	Spinning, weaving and finishing of textiles	6	1,567	772
C139	Manufacture of other textiles	10	277,424	239,177
C141	Manufacture of wearing apparel, except fur apparel	19	69,400	27,878
C142	Custom tailoring and dressmaking	55	49,611	16,242
C151	Tanning and dressing of leather; manufacture of luggage and handbags	3	1,914	1,416
C152	Manufacture of footwear	4	2,013	951
C162	Manufacture of products of wood, cork, straw and plaiting materials	32	243,583	184,628
C170	Manufacture of paper and paper products	5	886,064	697,043
C181	Printing and service activities related to printing	93	178,419	109,274
C201	Manufacture of basic chemicals	3	5,194	393
C210	Manufacture of pharmaceuticals, medicinal chemical and botanical products	5	8,889	-
C231	Manufacture of glass and glass products	S	S	S
C239	Manufacture of non-metallic mineral products, n.e.c.	29	2,462,548	1,142,726
C241	Manufacture of basic iron and steel	12	248,828	217,515
C242	Manufacture of basic precious and other non-ferrous metals	S	S	S
C251	Manufacture of structural metal products, tanks, reservoirs and steam generators	21	34,449	14,779
C259	Manufacture of other fabricated metal products; metal working service activities	31	11,136	3,595
C281	Manufacture of general purpose machinery	4	150,655	150,655
C282	Manufacture of special purpose machinery	3	37,581	26,294
C293	Manufacture of parts and accessories for motor vehicles	3	566	233
C310	Manufacture of furniture	25	30,165	21,442
C329	Other manufacturing, n.e.c.	19	72,893	15,187
C331	Repair of fabricated metal products, machinery and equipment	29	138,045	101,777
VI – Western Visayas		1,425	61,161,558	39,112,138
C101	Processing and preserving of meat	19	4,580,193	4,145,632
C102	Processing and preserving of fish, crustaceans and mollusks	31	646,804	486,794

Table 5.1 Number of Establishments and Cost of Products and By-products Sold and Contract and Commission Work Done for Others by Type for Manufacturing Establishments by Region and Industry Group: Philippines, 2018*(Values are in thousand PhP, except number of establishments. Details may not add-up to total due to rounding and/or statistical disclosure control.)**Continued*

2009 PSIC Code	Region / Industry Description	Number of Establishments	Cost of Products and By-products Sold and Contract and Commission Work Done for Others	
			Total	Raw Materials Used
		(1)	(2)	(3)
C103	Processing and preserving of fruits and vegetables	S	S	S
C104	Manufacture of vegetable and animal oils and fats	5	118,409	100,638
C105	Manufacture of dairy products	5	7,571	4,272
C106	Manufacture of grain mill products, starches and starch products	107	983,181	717,228
C107	Manufacture of other food products	444	29,946,425	16,055,826
C108	Manufacture of prepared animal feeds	3	4,503,806	4,186,454
C110	Manufacture of beverages	282	11,269,222	6,648,123
C131	Spinning, weaving and finishing of textiles	14	46,801	33,659
C139	Manufacture of other textiles	4	6,697	2,510
C141	Manufacture of wearing apparel, except fur apparel	17	28,265	10,304
C142	Custom tailoring and dressmaking	63	55,112	21,127
C161	Sawmilling and 590lanning of wood	3	8,401	3,494
C162	Manufacture of products of wood, cork, straw and plaiting materials	14	27,422	11,886
C181	Printing and service activities related to printing	145	334,451	200,565
C192	Manufacture of refined petroleum products	S	S	S
C201	Manufacture of basic chemicals	9	5,936,806	4,510,659
C202	Manufacture of other chemical products, n.e.c.	S	S	S
C210	Manufacture of pharmaceuticals, medicinal chemical and botanical products	7	29,003	22,599
C221	Manufacture of rubber products	3	747	406
C222	Manufacture of plastics products	21	559,596	452,923
C231	Manufacture of glass and glass products	4	3,819	2,817
C239	Manufacture of non-metallic mineral products, n.e.c.	99	955,552	740,305
C241	Manufacture of basic iron and steel	14	184,673	168,027
C243	Casting of metals	5	39,343	17,449
C251	Manufacture of structural metal products, tanks, reservoirs and steam generators	17	133,994	66,935
C259	Manufacture of other fabricated metal products; metal working service activities	33	71,926	54,422
C265	Manufacture of measuring, testing, navigating and control equipment; watches and clocks	S	S	S
C267	Manufacture of optical instruments and photographic equipment	S	S	S
C282	Manufacture of special purpose machinery	3	177,275	96,248
C293	Manufacture of parts and accessories for motor vehicles	3	1,397	122
C310	Manufacture of furniture	12	245,329	198,613
C321	Manufacture of jewelry, bijouterie and related articles	5	11,983	6,491
C329	Other manufacturing, n.e.c.	11	124,194	88,208
C331	Repair of fabricated metal products, machinery and equipment	16	58,833	14,825
VII – Central Visayas		2,347	251,712,953	160,693,717
C101	Processing and preserving of meat	27	11,406,284	9,947,948
C102	Processing and preserving of fish, crustaceans and mollusks	34	7,871,477	5,295,792
C103	Processing and preserving of fruits and vegetables	21	5,400,635	4,484,870
C104	Manufacture of vegetable and animal oils and fats	14	7,546,172	6,192,258

Table 5.1 Number of Establishments and Cost of Products and By-products Sold and Contract and Commission Work Done for Others by Type for Manufacturing Establishments by Region and Industry Group: Philippines, 2018

(Values are in thousand PhP, except number of establishments. Details may not add-up to total due to rounding and/or statistical disclosure control.)

Continued

2009 PSIC Code	Region / Industry Description	Number of Establishments	Cost of Products and By-products Sold and Contract and Commission Work Done for Others	
			Total	Raw Materials Used
		(1)	(2)	(3)
C105	Manufacture of dairy products	6	100,624	67,374
C106	Manufacture of grain mill products, starches and starch products	71	2,259,726	1,887,170
C107	Manufacture of other food products	758	10,172,625	7,066,357
C108	Manufacture of prepared animal feeds	19	25,855,589	23,340,873
C110	Manufacture of beverages	247	11,721,001	6,344,837
C131	Spinning, weaving and finishing of textiles	4	119,432	50,043
C139	Manufacture of other textiles	13	983,988	670,332
C141	Manufacture of wearing apparel, except fur apparel	53	7,810,019	457,638
C142	Custom tailoring and dressmaking	50	39,237	10,047
C151	Tanning and dressing of leather; manufacture of luggage and handbags	S	S	S
C152	Manufacture of footwear	16	668,394	295,224
C161	Sawmilling and planing of wood	8	722,204	701,017
C162	Manufacture of products of wood, cork, straw and plaiting materials	15	1,335,169	1,154,065
C170	Manufacture of paper and paper products	19	2,757,133	2,128,108
C181	Printing and service activities related to printing	268	1,514,414	988,662
C201	Manufacture of basic chemicals	18	6,947,929	6,303,149
C202	Manufacture of other chemical products, n.e.c.	36	4,372,323	3,478,088
C210	Manufacture of pharmaceuticals, medicinal chemical and botanical products	4	1,674,875	1,471,677
C221	Manufacture of rubber products	7	2,312,353	1,309,901
C222	Manufacture of plastics products	71	5,407,064	4,237,553
C231	Manufacture of glass and glass products	7	1,608,507	716,518
C239	Manufacture of non-metallic mineral products, n.e.c.	45	22,163,237	8,306,450
C241	Manufacture of basic iron and steel	29	8,414,233	6,172,177
C242	Manufacture of basic precious and other non-ferrous metals	S	S	S
C243	Casting of metals	8	1,631,441	654,798
C251	Manufacture of structural metal products, tanks, reservoirs and steam generators	10	1,175,152	307,194
C252	Manufacture of weapons and ammunition	S	S	S
C259	Manufacture of other fabricated metal products; metal working service activities	50	4,650,375	3,011,851
C261	Manufacture of electronic components	10	17,072,715	3,512,407
C262	Manufacture of computers and peripheral equipment and accessories	S	S	S
C263	Manufacture of communication equipment	S	S	S
C264	Manufacture of consumer electronics	3	5,084,025	4,299,025
C265	Manufacture of measuring, testing, navigating and control equipment; watches and clocks	5	1,246,603	203,884
C267	Manufacture of optical instruments and photographic equipment	12	6,303,469	4,311,044
C271	Manufacture of electric motors, generators, transformers and electricity distribution and control apparatus	7	1,744,818	1,317,465
C273	Manufacture of wiring and wiring devices	S	S	S
C274	Manufacture of electric lighting equipment	4	677,964	542,746
C275	Manufacture of domestic appliances	S	S	S

Table 5.1 Number of Establishments and Cost of Products and By-products Sold and Contract and Commission Work Done for Others by Type for Manufacturing Establishments by Region and Industry Group: Philippines, 2018*(Values are in thousand PhP, except number of establishments. Details may not add-up to total due to rounding and/or statistical disclosure control.)**Continued*

2009 PSIC Code	Region / Industry Description	Number of Establishments	Cost of Products and By-products Sold and Contract and Commission Work Done for Others	
			Total	Raw Materials Used
		(1)	(2)	(3)
C279	Manufacture of other electrical equipment	S	S	S
C281	Manufacture of general purpose machinery	5	3,122,977	2,602,734
C282	Manufacture of special purpose machinery	5	192,405	77,313
C291	Manufacture of motor vehicles	10	2,485,931	1,933,400
C293	Manufacture of parts and accessories for motor vehicles	8	3,445,167	141,881
C301	Building of ships and boats	13	27,234,203	19,822,779
C309	Manufacture of transport equipment, n.e.c.	3	3,712,941	2,259,401
C310	Manufacture of furniture	173	6,767,883	4,208,312
C321	Manufacture of jewelry, bijouterie and related articles	37	1,287,096	839,233
C322	Manufacture of musical instruments	S	S	S
C323	Manufacture of sports goods	S	S	S
C324	Manufacture of games and toys	S	S	S
C325	Manufacture of medical and dental instruments and supplies	15	1,754,935	1,275,209
C329	Other manufacturing, n.e.c.	24	804,469	627,382
C331	Repair of fabricated metal products, machinery and equipment	66	792,658	161,305
VIII – Eastern Visayas		1,415	110,248,606	94,006,140
C101	Processing and preserving of meat	S	S	S
C102	Processing and preserving of fish, crustaceans and mollusks	8	305,129	222,309
C103	Processing and preserving of fruits and vegetables	5	17,635	12,614
C104	Manufacture of vegetable and animal oils and fats	7	3,921,370	3,533,366
C105	Manufacture of dairy products	S	S	S
C106	Manufacture of grain mill products, starches and starch products	100	526,820	440,468
C107	Manufacture of other food products	646	4,800,269	3,659,237
C110	Manufacture of beverages	365	2,699,344	990,503
C131	Spinning, weaving and finishing of textiles	4	68	62
C139	Manufacture of other textiles	S	S	S
C141	Manufacture of wearing apparel, except fur apparel	8	5,086	705
C142	Custom tailoring and dressmaking	34	15,136	2,519
C162	Manufacture of products of wood, cork, straw and plaiting materials	13	12,426	6,816
C170	Manufacture of paper and paper products	7	1,673,976	1,350,963
C181	Printing and service activities related to printing	76	178,768	120,300
C201	Manufacture of basic chemicals	7	570,594	497,712
C210	Manufacture of pharmaceuticals, medicinal chemical and botanical products	S	S	S
C222	Manufacture of plastics products	9	51,790	41,684
C231	Manufacture of glass and glass products	6	14,718	12,687
C239	Manufacture of non-metallic mineral products, n.e.c.	38	22,251	5,507
C241	Manufacture of basic iron and steel	3	7,058	3,578
C242	Manufacture of basic precious and other non-ferrous metals	S	S	S
C243	Casting of metals	S	S	S
C251	Manufacture of structural metal products, tanks, reservoirs and steam generators	5	20,718	18,745

Table 5.1 Number of Establishments and Cost of Products and By-products Sold and Contract and Commission Work Done for Others by Type for Manufacturing Establishments by Region and Industry Group: Philippines, 2018

(Values are in thousand PhP, except number of establishments. Details may not add-up to total due to rounding and/or statistical disclosure control.)

Continued

2009 PSIC Code	Region / Industry Description	Number of Establishments	Cost of Products and By-products Sold and Contract and Commission Work Done for Others	
			Total	Raw Materials Used
		(1)	(2)	(3)
C259	Manufacture of other fabricated metal products; metal working service activities	38	13,407	3,004
C273	Manufacture of wiring and wiring devices	S	S	S
C282	Manufacture of special purpose machinery	S	S	S
C310	Manufacture of furniture	4	3,140	157
C321	Manufacture of jewelry, bijouterie and related articles	5	4,412	-
C329	Other manufacturing, n.e.c.	12	45,064	29,477
C331	Repair of fabricated metal products, machinery and equipment	6	70,384	37,041
IX – Zamboanga Peninsula		1,278	38,777,511	28,505,906
C101	Processing and preserving of meat	12	614,821	240,488
C102	Processing and preserving of fish, crustaceans and mollusks	29	10,066,425	7,543,700
C104	Manufacture of vegetable and animal oils and fats	6	18,165,987	13,437,298
C105	Manufacture of dairy products	4	1,002	468
C106	Manufacture of grain mill products, starches and starch products	133	716,261	517,464
C107	Manufacture of other food products	649	4,187,557	2,641,529
C108	Manufacture of prepared animal feeds	S	S	S
C110	Manufacture of beverages	151	254,393	68,477
C139	Manufacture of other textiles	S	S	S
C142	Custom tailoring and dressmaking	37	54,339	32,585
C161	Sawmilling and planing of wood	4	2,847	1,230
C162	Manufacture of products of wood, cork, straw and plaiting materials	S	S	S
C181	Printing and service activities related to printing	81	95,811	44,628
C221	Manufacture of rubber products	5	1,428,456	1,338,102
C222	Manufacture of plastics products	8	55,286	46,494
C231	Manufacture of glass and glass products	4	8,833	4,012
C239	Manufacture of non-metallic mineral products, n.e.c.	36	83,360	61,929
C241	Manufacture of basic iron and steel	5	65,717	55,774
C251	Manufacture of structural metal products, tanks, reservoirs and steam generators	12	14,314	10,512
C259	Manufacture of other fabricated metal products; metal working service activities	23	2,056,317	1,670,191
C310	Manufacture of furniture	26	74,821	55,998
C321	Manufacture of jewelry, bijouterie and related articles	S	S	S
C329	Other manufacturing, n.e.c.	4	3,269	-
C331	Repair of fabricated metal products, machinery and equipment	44	85,615	7,357
X – Northern Mindanao		1,124	116,837,655	78,613,144
C101	Processing and preserving of meat	23	349,210	51,976
C102	Processing and preserving of fish, crustaceans and mollusks	S	S	S
C103	Processing and preserving of fruits and vegetables	15	22,436,183	13,756,609
C104	Manufacture of vegetable and animal oils and fats	9	13,944,969	11,096,159

Table 5.1 Number of Establishments and Cost of Products and By-products Sold and Contract and Commission Work Done for Others by Type for Manufacturing Establishments by Region and Industry Group: Philippines, 2018*(Values are in thousand PhP, except number of establishments. Details may not add-up to total due to rounding and/or statistical disclosure control.)**Continued*

2009 PSIC Code	Region / Industry Description	Number of Establishments	Cost of Products and By-products Sold and Contract and Commission Work Done for Others	
			Total	Raw Materials Used
		(1)	(2)	(3)
C105	Manufacture of dairy products	6	70,139	60,118
C106	Manufacture of grain mill products, starches and starch products	36	22,700,199	21,439,469
C107	Manufacture of other food products	409	5,205,937	2,215,045
C108	Manufacture of prepared animal feeds	7	14,069,107	1,136,630
C110	Manufacture of beverages	182	7,449,519	2,874,303
C131	Spinning, weaving and finishing of textiles	3	204	121
C139	Manufacture of other textiles	5	5,878	3,015
C141	Manufacture of wearing apparel, except fur apparel	10	47,196	27,163
C142	Custom tailoring and dressmaking	43	48,967	17,466
C152	Manufacture of footwear	4	102,315	53,424
C161	Sawmilling and planing of wood	15	500,808	333,419
C162	Manufacture of products of wood, cork, straw and plaiting materials	14	325,739	181,693
C170	Manufacture of paper and paper products	6	3,588,274	3,102,442
C181	Printing and service activities related to printing	92	257,375	123,285
C192	Manufacture of refined petroleum products	3	3,800	1,019
C201	Manufacture of basic chemicals	11	18,209,288	17,718,150
C202	Manufacture of other chemical products, n.e.c.	4	2,266,742	1,933,706
C210	Manufacture of pharmaceuticals, medicinal chemical and botanical products	S	S	S
C221	Manufacture of rubber products	S	S	S
C222	Manufacture of plastics products	22	184,598	75,191
C231	Manufacture of glass and glass products	3	2,583	254
C239	Manufacture of non-metallic mineral products, n.e.c.	38	2,286,221	972,950
C241	Manufacture of basic iron and steel	10	898,417	319,267
C243	Casting of metals	3	6,961	533
C251	Manufacture of structural metal products, tanks, reservoirs and steam generators	26	396,854	298,854
C259	Manufacture of other fabricated metal products; metal working service activities	17	81,670	48,624
C264	Manufacture of consumer electronics	S	S	S
C271	Manufacture of electric motors, generators, transformers and electricity distribution and control apparatus	S	S	S
C281	Manufacture of general purpose machinery	S	S	S
C282	Manufacture of special purpose machinery	S	S	S
C291	Manufacture of motor vehicles	3	27,473	22,451
C293	Manufacture of parts and accessories for motor vehicles	3	4,292	1,368
C310	Manufacture of furniture	39	240,641	173,577
C321	Manufacture of jewelry, bijouterie and related articles	S	S	S
C324	Manufacture of games and toys	S	S	S
C329	Other manufacturing, n.e.c.	S	S	S
C331	Repair of fabricated metal products, machinery and equipment	49	722,017	350,780
XI – Davao Region		1,478	97,504,560	72,759,657
C101	Processing and preserving of meat	13	959,186	665,447
C102	Processing and preserving of fish, crustaceans and mollusks	5	391,368	20,247

Table 5.1 Number of Establishments and Cost of Products and By-products Sold and Contract and Commission Work Done for Others by Type for Manufacturing Establishments by Region and Industry Group: Philippines, 2018

(Values are in thousand PhP, except number of establishments. Details may not add-up to total due to rounding and/or statistical disclosure control.)

Continued

2009 PSIC Code	Region / Industry Description	Number of Establishments	Cost of Products and By-products Sold and Contract and Commission Work Done for Others	
			Total	Raw Materials Used
		(1)	(2)	(3)
C103	Processing and preserving of fruits and vegetables	13	887,927	665,780
C104	Manufacture of vegetable and animal oils and fats	17	14,651,227	12,778,151
C105	Manufacture of dairy products	5	9,325	4,072
C106	Manufacture of grain mill products, starches and starch products	131	2,602,909	2,129,501
C107	Manufacture of other food products	430	13,729,086	10,311,463
C108	Manufacture of prepared animal feeds	7	15,916,203	13,294,023
C110	Manufacture of beverages	270	13,130,952	10,573,134
C120	Manufacture of tobacco products	S	S	S
C139	Manufacture of other textiles	19	174,219	120,131
C141	Manufacture of wearing apparel, except fur apparel	23	119,370	88,616
C142	Custom tailoring and dressmaking	41	78,055	42,685
C152	Manufacture of footwear	5	4,398	3,553
C161	Sawmilling and planing of wood	3	42,794	17,283
C162	Manufacture of products of wood, cork, straw and plaiting materials	31	1,748,515	1,512,052
C170	Manufacture of paper and paper products	15	5,224,060	3,994,601
C181	Printing and service activities related to printing	123	1,546,337	935,167
C192	Manufacture of refined petroleum products	S	S	S
C201	Manufacture of basic chemicals	22	325,028	237,556
C202	Manufacture of other chemical products, n.e.c.	8	4,122,462	2,798,804
C210	Manufacture of pharmaceuticals, medicinal chemical and botanical products	8	650,255	125,638
C221	Manufacture of rubber products	4	35,924	32,683
C222	Manufacture of plastics products	42	5,841,058	4,134,317
C231	Manufacture of glass and glass products	4	48,877	36,690
C239	Manufacture of non-metallic mineral products, n.e.c.	46	8,100,898	4,225,645
C241	Manufacture of basic iron and steel	11	1,219,068	532,179
C242	Manufacture of basic precious and other non-ferrous metals	3	382,812	334,226
C243	Casting of metals	S	S	S
C251	Manufacture of structural metal products, tanks, reservoirs and steam generators	15	1,257,509	1,150,303
C252	Manufacture of weapons and ammunition	S	S	S
C259	Manufacture of other fabricated metal products; metal working service activities	10	354,637	217,447
C265	Manufacture of measuring, testing, navigating and control equipment; watches and clocks	S	S	S
C271	Manufacture of electric motors, generators, transformers and electricity distribution and control apparatus	S	S	S
C275	Manufacture of domestic appliances	3	11,777	2,935
C281	Manufacture of general purpose machinery	4	46,371	30,497
C282	Manufacture of special purpose machinery	26	338,371	270,837
C291	Manufacture of motor vehicles	S	S	S
C293	Manufacture of parts and accessories for motor vehicles	3	205	167
C301	Building of ships and boats	S	S	S
C310	Manufacture of furniture	48	628,596	442,322
C321	Manufacture of jewelry, bijouterie and related articles	5	117,400	117,400
C329	Other manufacturing, n.e.c.	11	121,283	103,597

Table 5.1 Number of Establishments and Cost of Products and By-products Sold and Contract and Commission Work Done for Others by Type for Manufacturing Establishments by Region and Industry Group: Philippines, 2018*(Values are in thousand PhP, except number of establishments. Details may not add-up to total due to rounding and/or statistical disclosure control.)**Continued*

2009 PSIC Code	Region / Industry Description	Number of Establishments	Cost of Products and By-products Sold and Contract and Commission Work Done for Others	
			Total	Raw Materials Used
		(1)	(2)	(3)
C331	Repair of fabricated metal products, machinery and equipment	44	450,259	287,554
XII – SOCCSKSARGEN		1,220	51,999,597	40,847,375
C101	Processing and preserving of meat	6	462,672	255,400
C102	Processing and preserving of fish, crustaceans and mollusks	24	31,305,699	25,927,880
C103	Processing and preserving of fruits and vegetables	S	S	S
C104	Manufacture of vegetable and animal oils and fats	7	9,022,385	6,976,227
C105	Manufacture of dairy products	3	10,828	3,875
C106	Manufacture of grain mill products, starches and starch products	180	1,287,967	824,963
C107	Manufacture of other food products	390	2,800,289	1,846,888
C108	Manufacture of prepared animal feeds	3	430,079	298,798
C110	Manufacture of beverages	250	464,333	207,642
C131	Spinning, weaving and finishing of textiles	6	6,549	3,028
C139	Manufacture of other textiles	3	54,750	53,111
C141	Manufacture of wearing apparel, except fur apparel	13	27,346	13,931
C142	Custom tailoring and dressmaking	51	38,191	12,324
C161	Sawmilling and 596lanning of wood	7	46,919	39,646
C162	Manufacture of products of wood, cork, straw and plaiting materials	8	66,107	42,871
C170	Manufacture of paper and paper products	4	449,010	314,238
C181	Printing and service activities related to printing	107	429,623	264,806
C192	Manufacture of refined petroleum products	S	S	S
C201	Manufacture of basic chemicals	10	106,168	61,780
C202	Manufacture of other chemical products, n.e.c.	S	S	S
C221	Manufacture of rubber products	S	S	S
C222	Manufacture of plastics products	S	S	S
C231	Manufacture of glass and glass products	S	S	S
C239	Manufacture of non-metallic mineral products, n.e.c.	32	170,059	151,641
C241	Manufacture of basic iron and steel	12	95,352	77,966
C243	Casting of metals	S	S	S
C251	Manufacture of structural metal products, tanks, reservoirs and steam generators	13	472,536	289,231
C259	Manufacture of other fabricated metal products; metal working service activities	42	2,631,607	2,346,497
C301	Building of ships and boats	S	S	S
C310	Manufacture of furniture	10	209,421	122,417
C323	Manufacture of sports goods	S	S	S
C331	Repair of fabricated metal products, machinery and equipment	29	708,098	179,553
XIII – Caraga		1,050	24,077,659	13,871,816
C101	Processing and preserving of meat	9	41,707	966
C102	Processing and preserving of fish, crustaceans and mollusks	S	S	S

Table 5.1 Number of Establishments and Cost of Products and By-products Sold and Contract and Commission Work Done for Others by Type for Manufacturing Establishments by Region and Industry Group: Philippines, 2018

(Values are in thousand PhP, except number of establishments. Details may not add-up to total due to rounding and/or statistical disclosure control.)

Continued

2009 PSIC Code	Region / Industry Description	Number of Establishments	Cost of Products and By-products Sold and Contract and Commission Work Done for Others	
			Total	Raw Materials Used
		(1)	(2)	(3)
C103	Processing and preserving of fruits and vegetables	S	S	S
C104	Manufacture of vegetable and animal oils and fats	5	2,287,694	1,476,937
C106	Manufacture of grain mill products, starches and starch products	46	340,304	323,912
C107	Manufacture of other food products	498	2,532,966	1,691,225
C108	Manufacture of prepared animal feeds	4	1,905	-
C110	Manufacture of beverages	167	57,164	7,938
C139	Manufacture of other textiles	3	236	64
C141	Manufacture of wearing apparel, except fur apparel	3	21,927	20,795
C142	Custom tailoring and dressmaking	22	22,134	12,053
C161	Sawmilling and 597lanning of wood	7	65,372	23,341
C162	Manufacture of products of wood, cork, straw and plaiting materials	10	1,473,295	698,620
C181	Printing and service activities related to printing	86	111,218	64,547
C201	Manufacture of basic chemicals	S	S	S
C202	Manufacture of other chemical products, n.e.c.	13	372,299	268,633
C231	Manufacture of glass and glass products	S	S	S
C239	Manufacture of non-metallic mineral products, n.e.c.	35	685,904	148,376
C241	Manufacture of basic iron and steel	3	11,972	8,051
C242	Manufacture of basic precious and other non-ferrous metals	S	S	S
C259	Manufacture of other fabricated metal products; metal working service activities	32	62,651	35,238
C275	Manufacture of domestic appliances	3	203	34
C301	Building of ships and boats	S	S	S
C309	Manufacture of transport equipment, n.e.c.	7	8,469	5,282
C310	Manufacture of furniture	29	28,217	15,116
C321	Manufacture of jewelry, bijouterie and related articles	9	495	318
C324	Manufacture of games and toys	3	129	92
C329	Other manufacturing, n.e.c.	12	20,005	11,643
C331	Repair of fabricated metal products, machinery and equipment	34	106,810	50,223
Autonomous Region in Muslim Mindanao		343	4,006,568	3,178,987
C104	Manufacture of vegetable and animal oils and fats	S	S	S
C106	Manufacture of grain mill products, starches and starch products	46	3,316,647	2,755,266
C107	Manufacture of other food products	83	110,097	42,434
C108	Manufacture of prepared animal feeds	3	663	-
C110	Manufacture of beverages	124	100,258	42,774
C142	Custom tailoring and dressmaking	22	18,580	2,034
C181	Printing and service activities related to printing	46	13,749	4,338
C221	Manufacture of rubber products	S	S	S
C239	Manufacture of non-metallic mineral products, n.e.c.	7	973	-
C251	Manufacture of structural metal products, tanks, reservoirs and steam generators	5	971	349
C310	Manufacture of furniture	5	66,679	18,320

Table 5.1 Number of Establishments and Cost of Products and By-products Sold and Contract and Commission Work Done for Others by Type for Manufacturing Establishments by Region and Industry Group: Philippines, 2018

(Values are in thousand PhP, except number of establishments. Details may not add-up to total due to rounding and/or statistical disclosure control.)

Continued

2009 PSIC Code	Region / Industry Description	Cost of Products and By-products Sold and Contract and Commission Work Done for Others			
		Compensation of Direct Labor / Indirect Labor in Production	Compensation for R & D personnel in production	Overhead Cost	Beginning Less Ending Inventory of Finished Products and Work-in-Progress
		(4)	(5)	(6)	(7)
	Philippines	289,143,980	16,184,516	1,020,460,323	-70,197,633
C101	Processing and preserving of meat	4,675,177	216,131	17,370,171	-1,172,428
C102	Processing and preserving of fish, crustaceans and mollusks	2,557,400	19,164	16,034,288	-2,883,004
C103	Processing and preserving of fruits and vegetables	3,636,492	8,530	10,192,197	-1,302,849
C104	Manufacture of vegetable and animal oils and fats	3,472,790	6,896,179	13,273,172	-3,500,723
C105	Manufacture of dairy products	18,045,208	6,646,121	20,725,839	-218,509
C106	Manufacture of grain mill products, starches and starch products	2,199,109	27,154	12,027,814	-1,835,310
C107	Manufacture of other food products	24,038,166	1,471,079	62,983,631	914,870
C108	Manufacture of prepared animal feeds	1,874,767	19,354	29,537,370	-1,679,799
C110	Manufacture of beverages	5,821,057	73,973	100,220,370	-652,246
C120	Manufacture of tobacco products	1,862,924	2,914	44,654,761	344,080
C131	Spinning, weaving and finishing of textiles	1,063,115	132	2,509,763	-131,771
C139	Manufacture of other textiles	2,081,021	11,423	1,771,558	-141,615
C141	Manufacture of wearing apparel, except fur apparel	17,044,390	21,103	9,322,143	-1,056,280
C142	Custom tailoring and dressmaking	543,476	-	255,733	-3,742
C143	Manufacture of knitted and crocheted apparel	1,784,699	11,676	849,841	-10,989
C151	Tanning and dressing of leather; manufacture of luggage and handbags	5,417,620	3,159	3,151,140	-213,520
C152	Manufacture of footwear	1,150,159	6,889	1,252,247	-113,846
C161	Sawmilling and planing of wood	108,383	100	362,310	-112,779
C162	Manufacture of products of wood, cork, straw and plaiting materials	2,226,313	9,178	5,589,566	-753,674
C170	Manufacture of paper and paper products	4,053,493	-	18,306,779	-1,118,976
C181	Printing and service activities related to printing	3,652,056	93,464	6,223,854	-92,620
C182	Reproduction of recorded media	14,242	-	133,095	-2,450
C192	Manufacture of refined petroleum products	2,826,601	201	35,727,750	-42,078,309
C199	Manufacture of other fuel products	48,477	-	475,177	-70,786
C201	Manufacture of basic chemicals	2,101,419	16,061	12,438,686	-2,259,596
C202	Manufacture of other chemical products, n.e.c.	5,489,602	95,014	27,784,107	-1,217,036
C203	Manufacture of man-made fibers	S	S	S	S
C210	Manufacture of pharmaceuticals, medicinal chemical and botanical products	6,376,763	82,963	13,673,675	6,989,807
C221	Manufacture of rubber products	3,247,126	7,836	8,776,882	-718,986
C222	Manufacture of plastics products	9,018,144	194,588	23,906,509	-2,760,963
C231	Manufacture of glass and glass products	1,422,730	-	9,358,613	-745,243
C239	Manufacture of non-metallic mineral products, n.e.c.	7,744,419	18,943	57,612,233	490,699
C241	Manufacture of basic iron and steel	2,803,672	32,090	21,126,164	-1,309,298
C242	Manufacture of basic precious and other non-ferrous metals	1,646,956	3,413	26,061,398	2,096,878
C243	Casting of metals	909,296	-	3,366,419	-224,783

Table 5.1 Number of Establishments and Cost of Products and By-products Sold and Contract and Commission Work Done for Others by Type for Manufacturing Establishments by Region and Industry Group: Philippines, 2018

(Values are in thousand PhP, except number of establishments. Details may not add-up to total due to rounding and/or statistical disclosure control.)

Continued

2009 PSIC Code	Region / Industry Description	Cost of Products and By-products Sold and Contract and Commission Work Done for Others			
		Compensation of Direct Labor / Indirect Labor in Production	Compensation for R & D personnel in production	Overhead Cost	Beginning Less Ending Inventory of Finished Products and Work-in-Progress
		(4)	(5)	(6)	(7)
C251	Manufacture of structural metal products, tanks, reservoirs and steam generators	3,478,947	3,818	5,647,678	-162,923
C252	Manufacture of weapons and ammunition	73,012	381	84,682	-101,308
C259	Manufacture of other fabricated metal products; metal working service activities	7,275,814	51,889	13,800,353	764,162
C261	Manufacture of electronic components	48,863,927	75,886	136,459,294	-571,819
C262	Manufacture of computers and peripheral equipment and accessories	9,572,577	11,485	14,516,093	-1,881,487
C263	Manufacture of communication equipment	458,729	37,145	1,100,601	130,727
C264	Manufacture of consumer electronics	2,209,299	3,511	3,704,476	747,271
C265	Manufacture of measuring, testing, navigating and control equipment; watches and clocks	903,744	168	557,850	-6,784
C267	Manufacture of optical instruments and photographic equipment	1,712,883	30,025	3,318,993	-365,352
C271	Manufacture of electric motors, generators, transformers and electricity distribution and control apparatus	1,864,869	5,545	2,372,528	-438,933
C272	Manufacture of batteries and accumulators	617,351	-	2,329,858	-1,189,279
C273	Manufacture of wiring and wiring devices	2,328,103	3,125	2,680,501	-1,014,454
C274	Manufacture of electric lighting equipment	959,857	5,365	1,753,379	-255,414
C275	Manufacture of domestic appliances	400,193	4,147	807,267	32,842
C279	Manufacture of other electrical equipment	4,815,934	31,654	9,224,021	-295,650
C281	Manufacture of general purpose machinery	3,343,325	2,959	8,049,528	-13,842
C282	Manufacture of special purpose machinery	3,303,408	32,091	6,890,301	39,547
C291	Manufacture of motor vehicles	2,057,376	3,784	33,678,847	-1,850,597
C292	Manufacture of bodies (coachwork) for motor vehicles; manufacture of trailers and semi-trailers	179,438	4,607	449,979	112,663
C293	Manufacture of parts and accessories for motor vehicles	20,512,043	14,949	30,276,356	-864,234
C301	Building of ships and boats	2,453,885	-	77,953,768	-858,838
C302	Manufacture of railway locomotive and rolling stock	S	S	S	S
C303	Manufacture of air and spacecraft and related machinery	2,956,356	-	6,568,654	1,127,502
C309	Manufacture of transport equipment, n.e.c.	2,218,925	4,488	7,783,783	-4,432,856
C310	Manufacture of furniture	3,367,613	60,378	5,211,635	-540,006
C321	Manufacture of jewelry, bijouterie and related articles	280,411	12,325	335,534	-13,603
C322	Manufacture of musical instruments	24,429	-	17,784	-3,669
C323	Manufacture of sports goods	731,901	1,780	843,826	-6,200
C324	Manufacture of games and toys	765,016	568	529,787	-16,084
C325	Manufacture of medical and dental instruments and supplies	3,798,561	35,555	9,241,758	-811,577
C329	Other manufacturing, n.e.c.	990,665	2,141	1,112,096	-139,171
C331	Repair of fabricated metal products, machinery and equipment	5,609,813	10,004	15,955,965	-81,434
C332	Installation of industrial machinery and equipment	39,948	-	123,613	13,868

Table 5.1 Number of Establishments and Cost of Products and By-products Sold and Contract and Commission Work Done for Others by Type for Manufacturing Establishments by Region and Industry Group: Philippines, 2018

(Values are in thousand PhP, except number of establishments. Details may not add-up to total due to rounding and/or statistical disclosure control.)

Continued

2009 PSIC Code	Region / Industry Description	Cost of Products and By-products Sold and Contract and Commission Work Done for Others			
		Compensation of Direct Labor / Indirect Labor in Production	Compensation for R & D personnel in production	Overhead Cost	Beginning Less Ending Inventory of Finished Products and Work-in-Progress
		(4)	(5)	(6)	(7)
	National Capital Region	54,665,477	1,563,415	221,156,776	-7,391,696
			-		
C101	Processing and preserving of meat	818,737	5,116	3,468,448	-403,324
C102	Processing and preserving of fish, crustaceans and mollusks	1,018,333	-	2,705,114	-1,075,844
C103	Processing and preserving of fruits and vegetables	381,945	2,548	1,244,471	-154,994
C104	Manufacture of vegetable and animal oils and fats	1,337,086	45,352	3,630,498	-2,562,184
C105	Manufacture of dairy products	438,650	-	1,504,955	22,248
C106	Manufacture of grain mill products, starches and starch products	626,480	2,984	4,553,764	-552,894
C107	Manufacture of other food products	10,105,492	1,065,597	19,348,082	-850,956
C108	Manufacture of prepared animal feeds	119,559	-	1,599,322	-1,056,303
C110	Manufacture of beverages	1,653,738	49,771	55,863,487	-110,418
C120	Manufacture of tobacco products	1,245,849	1,291	31,147,967	185,821
C131	Spinning, weaving and finishing of textiles	317,982	-	441,086	47,365
C139	Manufacture of other textiles	880,834	3,587	979,284	-126,080
C141	Manufacture of wearing apparel, except fur apparel	3,253,028	-	2,326,500	-764,080
C142	Custom tailoring and dressmaking	257,858	-	64,592	8,606
C143	Manufacture of knitted and crocheted apparel	156,322	11,421	246,647	57,400
C151	Tanning and dressing of leather; manufacture of luggage and handbags	134,202	-	87,758	33,445
C152	Manufacture of footwear	212,763	350	202,520	-70,285
C161	Sawmilling and 600lanning of wood	15,715	-	86,672	-23,786
C162	Manufacture of products of wood, cork, straw and plaiting materials	102,605	-	130,779	-29,326
C170	Manufacture of paper and paper products	1,500,012	-	6,352,579	-716,363
C181	Printing and service activities related to printing	2,008,930	91,692	3,783,400	-34,785
C192	Manufacture of refined petroleum products	18,008	-	23,787	-14,067
C199	Manufacture of other fuel products	S	S	S	S
C201	Manufacture of basic chemicals	340,961	8,830	1,026,668	-528,422
C202	Manufacture of other chemical products, n.e.c.	2,265,889	32,563	15,613,088	-278,668
C203	Manufacture of man-made fibers	S	S	S	S
C210	Manufacture of pharmaceuticals, medicinal chemical and botanical products	3,877,375	12,542	9,011,444	7,036,687
C221	Manufacture of rubber products	482,229	6,520	1,635,087	-290,316
C222	Manufacture of plastics products	3,445,210	150,440	10,042,582	-1,756,502
C231	Manufacture of glass and glass products	289,694	-	3,608,316	-455,182
C239	Manufacture of non-metallic mineral products, n.e.c.	808,891	4,829	1,684,277	-16,980
C241	Manufacture of basic iron and steel	919,728	28,319	5,906,929	-2,668,087
C242	Manufacture of basic precious and other non-ferrous metals	140,536	-	294,630	-156,995
C243	Casting of metals	80,687	-	448,583	-39,880
C251	Manufacture of structural metal products, tanks, reservoirs and steam generators	1,270,935	-	2,832,469	202,398

Table 5.1 Number of Establishments and Cost of Products and By-products Sold and Contract and Commission Work Done for Others by Type for Manufacturing Establishments by Region and Industry Group: Philippines, 2018

(Values are in thousand PhP, except number of establishments. Details may not add-up to total due to rounding and/or statistical disclosure control.)

Continued

2009 PSIC Code	Region / Industry Description	Cost of Products and By-products Sold and Contract and Commission Work Done for Others			
		Compensation of Direct Labor / Indirect Labor in Production	Compensation for R & D personnel in production	Overhead Cost	Beginning Less Ending Inventory of Finished Products and Work-in-Progress
		(4)	(5)	(6)	(7)
C252	Manufacture of weapons and ammunition	27,241	-	74,848	-100,617
C259	Manufacture of other fabricated metal products; metal working service activities	1,948,714	937	3,434,192	893,386
C261	Manufacture of electronic components	4,088,468	-	10,965,217	-711,097
C262	Manufacture of computers and peripheral equipment and accessories	S	S	S	S
C264	Manufacture of consumer electronics	78,767	1,535	49,653	-34,754
C265	Manufacture of measuring, testing, navigating and control equipment; watches and clocks	35,441	-	28,335	5,281
C267	Manufacture of optical instruments and photographic equipment	S	S	S	S
C271	Manufacture of electric motors, generators, transformers and electricity distribution and control apparatus	80,495	430	57,753	-33,291
C272	Manufacture of batteries and accumulators	S	S	S	S
C273	Manufacture of wiring and wiring devices	351,432	-	450,427	8,888
C274	Manufacture of electric lighting equipment	39,670	323	43,140	1,869
C275	Manufacture of domestic appliances	224,444	-	361,368	58,597
C279	Manufacture of other electrical equipment	61,212	-	21,866	-10,541
C281	Manufacture of general purpose machinery	652,622	1,746	623,042	297,739
C282	Manufacture of special purpose machinery	354,830	-	251,802	-17,405
C291	Manufacture of motor vehicles	44,543	-	14,478	-30,064
C292	Manufacture of bodies (coachwork) for motor vehicles; manufacture of trailers and semi-trailers	100,844	-	168,842	223,586
C293	Manufacture of parts and accessories for motor vehicles	692,319	-	803,080	-91,091
C301	Building of ships and boats	28,180	-	49,348	-
C303	Manufacture of air and spacecraft and related machinery	S	S	S	S
C309	Manufacture of transport equipment, n.e.c.	334,868	-	774,019	-255,794
C310	Manufacture of furniture	834,866	25,586	2,458,824	-368,626
C321	Manufacture of jewelry, bijouterie and related articles	30,669	-	17,311	-1,620
C322	Manufacture of musical instruments	S	S	S	S
C323	Manufacture of sports goods	300,396	-	282,689	89
C324	Manufacture of games and toys	35,538	-	51,335	-15,384
C325	Manufacture of medical and dental instruments and supplies	248,639	-	94,277	-29,044
C329	Other manufacturing, n.e.c.	254,875	647	217,371	-149,318
C331	Repair of fabricated metal products, machinery and equipment	3,023,751	1,077	7,610,088	-22,374
C332	Installation of industrial machinery and equipment	15,560	-	15,217	-
	Cordillera Administrative Region	2,863,617	1,487	8,105,426	155,914
C101	Processing and preserving of meat	4,796	-	24,511	-
C102	Processing and preserving of fish, crustaceans and mollusks	1,499	-	5,522	-

Table 5.1 Number of Establishments and Cost of Products and By-products Sold and Contract and Commission Work Done for Others by Type for Manufacturing Establishments by Region and Industry Group: Philippines, 2018

(Values are in thousand PhP, except number of establishments. Details may not add-up to total due to rounding and/or statistical disclosure control.)

Continued

2009 PSIC Code	Region / Industry Description	Cost of Products and By-products Sold and Contract and Commission Work Done for Others			
		Compensation of Direct Labor / Indirect Labor in Production	Compensation for R & D personnel in production	Overhead Cost	Beginning Less Ending Inventory of Finished Products and Work-in-Progress
		(4)	(5)	(6)	(7)
C103	Processing and preserving of fruits and vegetables	137,408	-	104,929	-1,216
C105	Manufacture of dairy products	S	S	S	S
C106	Manufacture of grain mill products, starches and starch products	3,836	-	5,325	-
C107	Manufacture of other food products	115,019	899	194,227	-10,900
C110	Manufacture of beverages	83,743	-	175,745	415
C131	Spinning, weaving and finishing of textiles	16,198	132	5,809	917
C139	Manufacture of other textiles	34,294	-	25,047	209
C141	Manufacture of wearing apparel, except fur apparel	S	S	S	S
C142	Custom tailoring and dressmaking	16,677	-	22,098	-3,843
C162	Manufacture of products of wood, cork, straw and plaiting materials	1,053	-	1,154	352
C181	Printing and service activities related to printing	23,069	456	25,472	2,552
C201	Manufacture of basic chemicals	1,514	-	5,446	-
C221	Manufacture of rubber products	164	-	180	11
C222	Manufacture of plastics products	S	S	S	S
C231	Manufacture of glass and glass products	S	S	S	S
C239	Manufacture of non-metallic mineral products, n.e.c.	24,138	-	21,495	664
C241	Manufacture of basic iron and steel	4,068	-	16,734	2,302
C251	Manufacture of structural metal products, tanks, reservoirs and steam generators	4,986	-	5,966	-
C259	Manufacture of other fabricated metal products; metal working service activities	5,808	-	5,572	82
C261	Manufacture of electronic components	S	S	S	S
C303	Manufacture of air and spacecraft and related machinery	S	S	S	S
C310	Manufacture of furniture	7,132	-	20,760	-500
C321	Manufacture of jewelry, bijouterie and related articles	S	S	S	S
I – Ilocos Region		1,185,580	313	8,107,829	-160,447
			-		
C101	Processing and preserving of meat	88,535	-	511,656	-74,794
C102	Processing and preserving of fish, crustaceans and mollusks	37,813	52	285,268	-1,344
C103	Processing and preserving of fruits and vegetables	13,143	-	38,758	-9
C105	Manufacture of dairy products	S	S	S	S
C106	Manufacture of grain mill products, starches and starch products	24,508	261	64,940	3,645
C107	Manufacture of other food products	242,325	-	640,996	-3,967
C108	Manufacture of prepared animal feeds	17,767	-	25,613	-6,073
C110	Manufacture of beverages	36,104	-	758,421	-
C120	Manufacture of tobacco products	S	S	S	S
C131	Spinning, weaving and finishing of textiles	1,356	-	542	-432

Table 5.1 Number of Establishments and Cost of Products and By-products Sold and Contract and Commission Work Done for Others by Type for Manufacturing Establishments by Region and Industry Group: Philippines, 2018

(Values are in thousand PhP, except number of establishments. Details may not add-up to total due to rounding and/or statistical disclosure control.)

Continued

2009 PSIC Code	Region / Industry Description	Cost of Products and By-products Sold and Contract and Commission Work Done for Others			
		Compensation of Direct Labor / Indirect Labor in Production	Compensation for R & D personnel in production	Overhead Cost	Beginning Less Ending Inventory of Finished Products and Work-in-Progress
		(4)	(5)	(6)	(7)
C141	Manufacture of wearing apparel, except fur apparel	1,110	-	956	-
C142	Custom tailoring and dressmaking	8,150	-	7,231	-18
C152	Manufacture of footwear	476	-	675	-
C162	Manufacture of products of wood, cork, straw and plaiting materials	3,456	-	2,221	-1,132
C170	Manufacture of paper and paper products	9,518	-	345,236	-51,033
C181	Printing and service activities related to printing	30,176	-	80,109	-
C201	Manufacture of basic chemicals	4,465	-	8,077	5
C210	Manufacture of pharmaceuticals, medicinal chemical and botanical products	S	S	S	S
C221	Manufacture of rubber products	643	-	221	-
C231	Manufacture of glass and glass products	1,519	-	11,295	-6,956
C239	Manufacture of non-metallic mineral products, n.e.c.	502,156	-	5,201,931	-17,184
C241	Manufacture of basic iron and steel	86,747	-	37,854	-1,633
C251	Manufacture of structural metal products, tanks, reservoirs and steam generators	12,634	-	18,478	149
C259	Manufacture of other fabricated metal products; metal working service activities	3,220	-	4,108	53
C273	Manufacture of wiring and wiring devices	S	S	S	S
C282	Manufacture of special purpose machinery	S	S	S	S
C292	Manufacture of bodies (coachwork) for motor vehicles; manufacture of trailers and semi-trailers	2,181	-	2,278	-
C293	Manufacture of parts and accessories for motor vehicles	269	-	185	-19
C309	Manufacture of transport equipment, n.e.c.	10,694	-	2,351	-302
C321	Manufacture of jewelry, bijouterie and related articles	S	S	S	S
C324	Manufacture of games and toys	S	S	S	S
C329	Other manufacturing, n.e.c.	8,010	-	7,878	-343
C331	Repair of fabricated metal products, machinery and equipment	9,684	-	23,893	36
		-	-	-	-
	II – Cagayan Valley	1,214,532	22,464	3,753,784	-383,718
C101	Processing and preserving of meat	25,568	-	62,626	-59
C102	Processing and preserving of fish, crustaceans and mollusks	668	-	241	-
C103	Processing and preserving of fruits and vegetables	1,661	-	1,026	33
C104	Manufacture of vegetable and animal oils and fats	S	S	S	S
C105	Manufacture of dairy products	3,000	-	5,713	196
C106	Manufacture of grain mill products, starches and starch products	277,760	2,637	978,043	-527,832
C107	Manufacture of other food products	317,286	-	163,297	-1,819
C108	Manufacture of prepared animal feeds	36,100	-	144,618	-6,220

Table 5.1 Number of Establishments and Cost of Products and By-products Sold and Contract and Commission Work Done for Others by Type for Manufacturing Establishments by Region and Industry Group: Philippines, 2018

(Values are in thousand PhP, except number of establishments. Details may not add-up to total due to rounding and/or statistical disclosure control.)

Continued

2009 PSIC Code	Region / Industry Description	Cost of Products and By-products Sold and Contract and Commission Work Done for Others			
		Compensation of Direct Labor / Indirect Labor in Production	Compensation for R & D personnel in production	Overhead Cost	Beginning Less Ending Inventory of Finished Products and Work-in-Progress
		(4)	(5)	(6)	(7)
C110	Manufacture of beverages	218,077	4,957	989,551	156,735
C120	Manufacture of tobacco products	134,998	-	72,346	45,949
C131	Spinning, weaving and finishing of textiles	402	-	792	-869
C139	Manufacture of other textiles	2,260	-	1,074	-
C142	Custom tailoring and dressmaking	8,635	-	4,575	-103
C151	Tanning and dressing of leather; manufacture of luggage and handbags	265	525	810	-45
C162	Manufacture of products of wood, cork, straw and plaiting materials	1,024	-	386	-135
C181	Printing and service activities related to printing	38,539	-	42,415	-1,002
C182	Reproduction of recorded media	621	-	1,624	-
C199	Manufacture of other fuel products	S	S	S	S
C201	Manufacture of basic chemicals	S	S	S	S
C222	Manufacture of plastics products	-	-	417	-
C239	Manufacture of non-metallic mineral products, n.e.c.	15,305	-	8,086	1,441
C241	Manufacture of basic iron and steel	1,135	-	1,110	-95
C251	Manufacture of structural metal products, tanks, reservoirs and steam generators	3,042	-	2,807	-7,540
C252	Manufacture of weapons and ammunition	S	S	S	S
C259	Manufacture of other fabricated metal products; metal working service activities	10,631	-	9,004	1,286
C279	Manufacture of other electrical equipment	39,235	-	857,384	-
C282	Manufacture of special purpose machinery	15,174	-	21,055	4,551
C310	Manufacture of furniture	17,465	14,346	45,258	-616
C321	Manufacture of jewelry, bijouterie and related articles	267	-	174	-2
C329	Other manufacturing, n.e.c.	S	S	S	S
C331	Repair of fabricated metal products, machinery and equipment	10,011	-	2,707	-60
		-	-	-	-
	III – Central Luzon	39,002,004	222,481	200,789,786	-46,788,181
		-	-	-	-
C101	Processing and preserving of meat	893,690	31,083	3,804,176	148,436
C102	Processing and preserving of fish, crustaceans and mollusks	103,178	-	559,982	-28,553
C103	Processing and preserving of fruits and vegetables	267,024	-	365,444	-308,021
C104	Manufacture of vegetable and animal oils and fats	2,698	-	2,741	51
C105	Manufacture of dairy products	189,732	747	517,226	-12,345
C106	Manufacture of grain mill products, starches and starch products	216,088	720	1,128,693	344,211
C107	Manufacture of other food products	1,876,010	69,831	7,740,911	-791,974
C108	Manufacture of prepared animal feeds	785,885	9,006	8,184,838	-368,479
C110	Manufacture of beverages	732,650	-	14,499,786	21,203
C120	Manufacture of tobacco products	S	S	S	S
C131	Spinning, weaving and finishing of textiles	421,444	-	1,117,558	-180,051
C139	Manufacture of other textiles	836,281	1,126	294,036	12,061

Table 5.1 Number of Establishments and Cost of Products and By-products Sold and Contract and Commission Work Done for Others by Type for Manufacturing Establishments by Region and Industry Group: Philippines, 2018

(Values are in thousand PhP, except number of establishments. Details may not add-up to total due to rounding and/or statistical disclosure control.)

Continued

2009 PSIC Code	Region / Industry Description	Cost of Products and By-products Sold and Contract and Commission Work Done for Others			
		Compensation of Direct Labor / Indirect Labor in Production	Compensation for R & D personnel in production	Overhead Cost	Beginning Less Ending Inventory of Finished Products and Work-in-Progress
		(4)	(5)	(6)	(7)
C141	Manufacture of wearing apparel, except fur apparel	2,795,916	1,346	1,584,120	-91,012
C142	Custom tailoring and dressmaking	21,738	-	10,478	2,893
C143	Manufacture of knitted and crocheted apparel	273,869	-	135,560	-2,138
C151	Tanning and dressing of leather; manufacture of luggage and handbags	3,516,886	-	661,244	-165,946
C152	Manufacture of footwear	440,019	5,325	234,336	-29,054
C161	Sawmilling and planing of wood	S	S	S	S
C162	Manufacture of products of wood, cork, straw and plaiting materials	223,020	4,327	388,383	7,325
C170	Manufacture of paper and paper products	711,101	13,005	5,108,450	-90,621
C181	Printing and service activities related to printing	167,432	100	117,375	19,442
C192	Manufacture of refined petroleum products	2,091,670	-	13,047,997	-42,158,155
C201	Manufacture of basic chemicals	207,035	261	1,237,687	-59,347
C202	Manufacture of other chemical products, n.e.c.	721,839	14,205	966,172	-21,342
C210	Manufacture of pharmaceuticals, medicinal chemical and botanical products	366,734	-	1,292,400	-22,908
C221	Manufacture of rubber products	1,278,157	469	4,808,110	-251,676
C222	Manufacture of plastics products	1,224,332	3,749	2,483,948	-313,897
C231	Manufacture of glass and glass products	267,115	-	330,762	-82,511
C239	Manufacture of non-metallic mineral products, n.e.c.	1,568,178	6,611	14,424,453	448,618
C241	Manufacture of basic iron and steel	394,269	-	5,170,353	-216,443
C242	Manufacture of basic precious and other non-ferrous metals	53,032	-	109,282	-1,762
C243	Casting of metals	39,055	-	76,450	-8,138
C251	Manufacture of structural metal products, tanks, reservoirs and steam generators	179,718	694	231,807	-20,475
C259	Manufacture of other fabricated metal products; metal working service activities	1,157,944	22,121	1,529,527	182,126
C261	Manufacture of electronic components	4,311,933	24,688	16,360,868	88,064
C262	Manufacture of computers and peripheral equipment and accessories	1,826,780	2,434	3,304,773	-76,616
C263	Manufacture of communication equipment	S	S	S	S
C264	Manufacture of consumer electronics	48,736	-	16,631	1,083
C265	Manufacture of measuring, testing, navigating and control equipment; watches and clocks	35,519	-	39,123	-3,198
C271	Manufacture of electric motors, generators, transformers and electricity distribution and control apparatus	80,565	-	115,526	-18,494
C272	Manufacture of batteries and accumulators	S	S	S	S
C273	Manufacture of wiring and wiring devices	134,578	-	364,598	-128,226
C274	Manufacture of electric lighting equipment	170,398	5,043	133,516	38,967
C275	Manufacture of domestic appliances	12,685	-	54,568	366
C279	Manufacture of other electrical equipment	132,857	-	178,600	-12,655
C281	Manufacture of general purpose machinery	138,841	-	1,153,159	1,764
C282	Manufacture of special purpose machinery	63,839	-	51,546	5,322
C291	Manufacture of motor vehicles	20,283	-	29,649	-

Table 5.1 Number of Establishments and Cost of Products and By-products Sold and Contract and Commission Work Done for Others by Type for Manufacturing Establishments by Region and Industry Group: Philippines, 2018

(Values are in thousand PhP, except number of establishments. Details may not add-up to total due to rounding and/or statistical disclosure control.)

Continued

2009 PSIC Code	Region / Industry Description	Cost of Products and By-products Sold and Contract and Commission Work Done for Others			
		Compensation of Direct Labor / Indirect Labor in Production	Compensation for R & D personnel in production	Overhead Cost	Beginning Less Ending Inventory of Finished Products and Work-in-Progress
		(4)	(5)	(6)	(7)
C292	Manufacture of bodies (coachwork) for motor vehicles; manufacture of trailers and semi-trailers	S	S	S	S
C293	Manufacture of parts and accessories for motor vehicles	3,980,186	-	2,925,238	-119,627
C301	Building of ships and boats	S	S	S	S
C303	Manufacture of air and spacecraft and related machinery	125,600	-	157,670	-510
C309	Manufacture of transport equipment, n.e.c.	14,986	-	11,915	-980
C310	Manufacture of furniture	409,439	1,297	361,488	-20,467
C321	Manufacture of jewelry, bijouterie and related articles	26,328	-	21,103	1,816
C322	Manufacture of musical instruments	S	S	S	S
C323	Manufacture of sports goods	162,693	-	344,303	-167
C324	Manufacture of games and toys	288,536	567	154,854	-19,934
C325	Manufacture of medical and dental instruments and supplies	667,697	-	1,401,057	-22,511
C329	Other manufacturing, n.e.c.	316,852	-	427,977	32,937
C331	Repair of fabricated metal products, machinery and equipment	1,101,847	2,288	5,329,770	-12,163
C332	Installation of industrial machinery and equipment	S	S	S	S
		-	-	-	-
	IVA – CALABARZON	141,708,267	7,378,682	393,191,580	-15,092,030
		-	-	-	-
C101	Processing and preserving of meat	1,649,495	168,466	7,310,996	-694,228
C102	Processing and preserving of fish, crustaceans and mollusks	286,411	4,017	865,759	-302,975
C103	Processing and preserving of fruits and vegetables	358,854	5,301	549,761	-308,143
C104	Manufacture of vegetable and animal oils and fats	492,536	3,470	2,461,028	17,570
C105	Manufacture of dairy products	17,389,936	6,644,757	18,652,891	-228,703
C106	Manufacture of grain mill products, starches and starch products	153,407	-	531,641	35,056
C107	Manufacture of other food products	4,415,616	195,295	15,769,835	-210,161
C108	Manufacture of prepared animal feeds	216,066	783	1,362,631	-3,177
C110	Manufacture of beverages	956,042	1,277	9,960,514	-581,680
C120	Manufacture of tobacco products	245,638	-	13,127,327	118,663
C131	Spinning, weaving and finishing of textiles	242,139	-	918,551	2,006
C139	Manufacture of other textiles	174,182	-	225,294	-37,143
C141	Manufacture of wearing apparel, except fur apparel	5,599,183	11,464	3,228,125	-173,260
C142	Custom tailoring and dressmaking	71,766	-	31,623	-378
C143	Manufacture of knitted and crocheted apparel	1,354,508	256	467,634	-66,251
C151	Tanning and dressing of leather; manufacture of luggage and handbags	1,739,023	-	2,384,894	-81,349
C152	Manufacture of footwear	367,732	-	507,756	-1,133
C161	Sawmilling and planing of wood	S	S	S	S

Table 5.1 Number of Establishments and Cost of Products and By-products Sold and Contract and Commission Work Done for Others by Type for Manufacturing Establishments by Region and Industry Group: Philippines, 2018

(Values are in thousand PhP, except number of establishments. Details may not add-up to total due to rounding and/or statistical disclosure control.)

Continued

2009 PSIC Code	Region / Industry Description	Cost of Products and By-products Sold and Contract and Commission Work Done for Others			
		Compensation of Direct Labor / Indirect Labor in Production	Compensation for R & D personnel in production	Overhead Cost	Beginning Less Ending Inventory of Finished Products and Work-in-Progress
		(4)	(5)	(6)	(7)
C162	Manufacture of products of wood, cork, straw and plaiting materials	1,444,611	2,862	3,776,055	-438,030
C170	Manufacture of paper and paper products	1,321,972	1,933	3,860,168	-115,783
C181	Printing and service activities related to printing	549,443	971	1,081,647	-57,309
C182	Reproduction of recorded media	S	S	S	S
C192	Manufacture of refined petroleum products	S	S	S	S
C199	Manufacture of other fuel products	S	S	S	S
C201	Manufacture of basic chemicals	1,057,236	5,113	7,428,614	-1,229,941
C202	Manufacture of other chemical products, n.e.c.	1,836,579	37,864	9,572,994	-1,288,530
C210	Manufacture of pharmaceuticals, medicinal chemical and botanical products	1,933,124	70,187	3,037,021	-252,950
C221	Manufacture of rubber products	1,053,214	849	1,542,879	-104,100
C222	Manufacture of plastics products	3,479,051	29,585	8,921,306	-549,368
C231	Manufacture of glass and glass products	723,546	-	4,600,766	-170,047
C239	Manufacture of non-metallic mineral products, n.e.c.	3,053,591	754	16,947,396	-10,648
C241	Manufacture of basic iron and steel	1,007,632	1,483	6,898,241	1,469,108
C242	Manufacture of basic precious and other non-ferrous metals	132,490	3,372	317,235	-79,047
C243	Casting of metals	568,953	-	1,980,577	-161,731
C251	Manufacture of structural metal products, tanks, reservoirs and steam generators	1,392,147	596	1,829,935	-342,820
C252	Manufacture of weapons and ammunition	S	S	S	S
C259	Manufacture of other fabricated metal products; metal working service activities	3,120,604	26,066	7,159,643	-176,633
C261	Manufacture of electronic components	35,582,644	51,197	93,665,328	112,505
C262	Manufacture of computers and peripheral equipment and accessories	7,668,814	-	10,967,667	-1,818,194
C263	Manufacture of communication equipment	202,418	1,056	375,636	-39,113
C264	Manufacture of consumer electronics	1,669,448	1,043	3,165,869	849,558
C265	Manufacture of measuring, testing, navigating and control equipment; watches and clocks	141,240	168	118,213	-6,725
C267	Manufacture of optical instruments and photographic equipment	880,160	7,647	1,857,655	-477,651
C271	Manufacture of electric motors, generators, transformers and electricity distribution and control apparatus	1,543,579	2,953	1,948,930	-403,825
C272	Manufacture of batteries and accumulators	S	S	S	S
C273	Manufacture of wiring and wiring devices	1,770,772	3,127	1,410,531	-891,439
C274	Manufacture of electric lighting equipment	667,323	-	1,513,539	-285,819
C275	Manufacture of domestic appliances	106,434	-	342,499	-15,151
C279	Manufacture of other electrical equipment	4,060,888	31,654	7,441,110	-272,144
C281	Manufacture of general purpose machinery	2,396,554	1,213	5,854,092	-296,884
C282	Manufacture of special purpose machinery	2,728,592	31,636	6,368,428	42,416
C291	Manufacture of motor vehicles	1,665,039	3,466	33,335,346	-1,766,062
C292	Manufacture of bodies (coachwork) for motor vehicles; manufacture of trailers and semi-trailers	59,002	4,607	277,236	19,462

Table 5.1 Number of Establishments and Cost of Products and By-products Sold and Contract and Commission Work Done for Others by Type for Manufacturing Establishments by Region and Industry Group: Philippines, 2018

(Values are in thousand PhP, except number of establishments. Details may not add-up to total due to rounding and/or statistical disclosure control.)

Continued

2009 PSIC Code	Region / Industry Description	Cost of Products and By-products Sold and Contract and Commission Work Done for Others			
		Compensation of Direct Labor / Indirect Labor in Production	Compensation for R & D personnel in production	Overhead Cost	Beginning Less Ending Inventory of Finished Products and Work-in-Progress
		(4)	(5)	(6)	(7)
C293	Manufacture of parts and accessories for motor vehicles	13,728,891	14,404	25,342,773	-645,352
C301	Building of ships and boats	18,490	-	32,965	-10,327
C302	Manufacture of railway locomotive and rolling stock	S	S	S	S
C303	Manufacture of air and spacecraft and related machinery	S	S	S	S
C309	Manufacture of transport equipment, n.e.c.	1,358,829	619	6,068,334	-4,201,927
C310	Manufacture of furniture	570,926	1,018	751,667	-85,152
C321	Manufacture of jewelry, bijouterie and related articles	30,302	1,890	20,898	839
C322	Manufacture of musical instruments	S	S	S	S
C323	Manufacture of sports goods	226,424	1,780	190,560	-2,940
C324	Manufacture of games and toys	297,213	-	182,558	19,847
C325	Manufacture of medical and dental instruments and supplies	2,557,443	1,620	6,954,499	-89,106
C329	Other manufacturing, n.e.c.	216,310	860	317,059	-11,534
C331	Repair of fabricated metal products, machinery and equipment	803,520	-	1,729,394	-64,996
C332	Installation of industrial machinery and equipment	S	S	S	S
	MIMAROPA	464,652	-	5,039,996	-471,518
			-		
C101	Processing and preserving of meat	409	-	4,394	503
C102	Processing and preserving of fish, crustaceans and mollusks	S	S	S	S
C103	Processing and preserving of fruits and vegetables	S	S	S	S
C104	Manufacture of vegetable and animal oils and fats	11,811	-	85,434	-21,252
C105	Manufacture of dairy products	444	-	368	32
C106	Manufacture of grain mill products, starches and starch products	73,886	-	341,430	-16,107
C107	Manufacture of other food products	109,354	-	316,565	-1,371
C110	Manufacture of beverages	57,502	-	85,363	1,201
C131	Spinning, weaving and finishing of textiles	1,057	-	257	62
C141	Manufacture of wearing apparel, except fur apparel	1,793	-	1,410	-
C142	Custom tailoring and dressmaking	8,846	-	3,342	421
C151	Tanning and dressing of leather; manufacture of luggage and handbags	1,339	-	147	-
C161	Sawmilling and planing of wood	455	-	649	-16
C162	Manufacture of products of wood, cork, straw and plaiting materials	3,912	-	3,166	5,598
C181	Printing and service activities related to printing	50,151	-	51,613	276
C201	Manufacture of basic chemicals	254	-	356	-

Table 5.1 Number of Establishments and Cost of Products and By-products Sold and Contract and Commission Work Done for Others by Type for Manufacturing Establishments by Region and Industry Group: Philippines, 2018

(Values are in thousand PhP, except number of establishments. Details may not add-up to total due to rounding and/or statistical disclosure control.)

Continued

2009 PSIC Code	Region / Industry Description	Cost of Products and By-products Sold and Contract and Commission Work Done for Others			
		Compensation of Direct Labor / Indirect Labor in Production	Compensation for R & D personnel in production	Overhead Cost	Beginning Less Ending Inventory of Finished Products and Work-in-Progress
		(4)	(5)	(6)	(7)
C202	Manufacture of other chemical products, n.e.c.	S	S	S	S
C210	Manufacture of pharmaceuticals, medicinal chemical and botanical products	S	S	S	S
C222	Manufacture of plastics products	2,118	-	2,447	-
C239	Manufacture of non-metallic mineral products, n.e.c.	7,984	-	5,050	-214
C241	Manufacture of basic iron and steel	1,604	-	513	-28
C242	Manufacture of basic precious and other non-ferrous metals	S	S	S	S
C259	Manufacture of other fabricated metal products; metal working service activities	7,350	-	3,622	-
C282	Manufacture of special purpose machinery	S	S	S	S
C310	Manufacture of furniture	5,582	-	11,413	-706
C331	Repair of fabricated metal products, machinery and equipment	1,630	-	1,412	529
	V – Bicol Region	1,197,410	17,508	9,605,479	-273,470
C101	Processing and preserving of meat	31,058	841	80,693	499
C102	Processing and preserving of fish, crustaceans and mollusks	31,229	-	58,380	-14,353
C103	Processing and preserving of fruits and vegetables	3,398	-	3,759	-759
C104	Manufacture of vegetable and animal oils and fats	48,679	-	668,473	-212,940
C105	Manufacture of dairy products	2,391	-	2,415	-25
C106	Manufacture of grain mill products, starches and starch products	74,377	7,900	367,624	-2,190
C107	Manufacture of other food products	255,950	679,000	397,282	-695,222
C108	Manufacture of prepared animal feeds	50,027	193	104,679	329
C110	Manufacture of beverages	80,002	-	380,545	-33
C120	Manufacture of tobacco products	S	S	S	S
C131	Spinning, weaving and finishing of textiles	1,184	-	151	-539
C139	Manufacture of other textiles	31,083	-	8,287	-1,123
C141	Manufacture of wearing apparel, except fur apparel	18,110	-	21,859	1,554
C142	Custom tailoring and dressmaking	19,350	-	14,031	-12
C151	Tanning and dressing of leather; manufacture of luggage and handbags	385	-	113	-
C152	Manufacture of footwear	562	-	497	2
C162	Manufacture of products of wood, cork, straw and plaiting materials	26,245	268	20,777	11,665
C170	Manufacture of paper and paper products	49,791	-	159,833	-20,603
C181	Printing and service activities related to printing	54,054	247	39,610	-24,766
C201	Manufacture of basic chemicals	476	-	4,325	-
C210	Manufacture of pharmaceuticals, medicinal chemical and botanical products	6,132	-	2,757	-

Table 5.1 Number of Establishments and Cost of Products and By-products Sold and Contract and Commission Work Done for Others by Type for Manufacturing Establishments by Region and Industry Group: Philippines, 2018

(Values are in thousand PhP, except number of establishments. Details may not add-up to total due to rounding and/or statistical disclosure control.)

Continued

2009 PSIC Code	Region / Industry Description	Cost of Products and By-products Sold and Contract and Commission Work Done for Others			
		Compensation of Direct Labor / Indirect Labor in Production	Compensation for R & D personnel in production	Overhead Cost	Beginning Less Ending Inventory of Finished Products and Work-in-Progress
		(4)	(5)	(6)	(7)
C231	Manufacture of glass and glass products	S	S	S	S
C239	Manufacture of non-metallic mineral products, n.e.c.	160,465	5,313	1,175,408	-21,364
C241	Manufacture of basic iron and steel	10,926	-	22,412	-2,026
C242	Manufacture of basic precious and other non-ferrous metals	S	S	S	S
C251	Manufacture of structural metal products, tanks, reservoirs and steam generators	5,640	1,367	12,581	82
C259	Manufacture of other fabricated metal products; metal working service activities	4,024	-	3,259	257
C281	Manufacture of general purpose machinery	-	-	-	-
C282	Manufacture of special purpose machinery	2,664	-	-	-
C293	Manufacture of parts and accessories for motor vehicles	19	-	315	-
C310	Manufacture of furniture	4,292	464	3,967	-
C329	Other manufacturing, n.e.c.	49,744	-	7,718	243
C331	Repair of fabricated metal products, machinery and equipment	16,796	-	23,574	-4,102
		-	-	-	-
	VI – Western Visayas	3,135,309	63,250	15,930,976	2,919,885
		-	-	-	-
C101	Processing and preserving of meat	290,203	509	144,001	-152
C102	Processing and preserving of fish, crustaceans and mollusks	62,660	242	87,435	9,673
C103	Processing and preserving of fruits and vegetables	S	S	S	S
C104	Manufacture of vegetable and animal oils and fats	5,651	-	10,842	1,278
C105	Manufacture of dairy products	1,895	294	1,110	-
C106	Manufacture of grain mill products, starches and starch products	70,476	1,218	196,207	-1,948
C107	Manufacture of other food products	1,692,835	55,216	9,164,828	2,977,720
C108	Manufacture of prepared animal feeds	53,800	3,444	283,705	-23,597
C110	Manufacture of beverages	358,892	1,471	4,308,877	-48,141
C131	Spinning, weaving and finishing of textiles	5,833	-	7,350	-40
C139	Manufacture of other textiles	947	-	3,240	-
C141	Manufacture of wearing apparel, except fur apparel	8,941	-	6,306	2,715
C142	Custom tailoring and dressmaking	18,386	-	21,186	-5,587
C161	Sawmilling and planing of wood	2,423	-	1,490	994
C162	Manufacture of products of wood, cork, straw and plaiting materials	7,674	-	10,695	-2,834
C181	Printing and service activities related to printing	78,828	-	53,529	1,529
C192	Manufacture of refined petroleum products	S	S	S	S
C201	Manufacture of basic chemicals	134,198	-	1,266,985	24,964
C202	Manufacture of other chemical products, n.e.c.	S	S	S	S
C210	Manufacture of pharmaceuticals, medicinal chemical and botanical products	1,913	-	4,360	131

Table 5.1 Number of Establishments and Cost of Products and By-products Sold and Contract and Commission Work Done for Others by Type for Manufacturing Establishments by Region and Industry Group: Philippines, 2018

(Values are in thousand PhP, except number of establishments. Details may not add-up to total due to rounding and/or statistical disclosure control.)

Continued

2009 PSIC Code	Region / Industry Description	Cost of Products and By-products Sold and Contract and Commission Work Done for Others			
		Compensation of Direct Labor / Indirect Labor in Production	Compensation for R & D personnel in production	Overhead Cost	Beginning Less Ending Inventory of Finished Products and Work-in-Progress
		(4)	(5)	(6)	(7)
C221	Manufacture of rubber products	288	-	53	-
C222	Manufacture of plastics products	40,687	400	75,580	-9,994
C231	Manufacture of glass and glass products	552	-	450	-
C239	Manufacture of non-metallic mineral products, n.e.c.	75,209	-	135,843	4,195
C241	Manufacture of basic iron and steel	9,538	-	8,041	-934
C243	Casting of metals	9,991	-	13,003	-1,100
C251	Manufacture of structural metal products, tanks, reservoirs and steam generators	53,745	-	14,324	-1,010
C259	Manufacture of other fabricated metal products; metal working service activities	10,729	-	6,800	-26
C265	Manufacture of measuring, testing, navigating and control equipment; watches and clocks	S	S	S	S
C267	Manufacture of optical instruments and photographic equipment	S	S	S	S
C282	Manufacture of special purpose machinery	37,816	456	42,974	-219
C293	Manufacture of parts and accessories for motor vehicles	72	-	1,529	-326
C310	Manufacture of furniture	31,117	-	20,090	-4,491
C321	Manufacture of jewelry, bijouterie and related articles	1,483	-	4,010	-
C329	Other manufacturing, n.e.c.	22,308	-	17,375	-3,697
C331	Repair of fabricated metal products, machinery and equipment	28,700	-	14,495	813
		-	-	-	-
	VII – Central Visayas	27,233,723	1,173,306	64,237,314	-1,625,107
		-	-	-	-
C101	Processing and preserving of meat	526,041	9,846	1,085,616	-163,167
C102	Processing and preserving of fish, crustaceans and mollusks	263,293	7,078	2,070,243	235,071
C103	Processing and preserving of fruits and vegetables	287,916	580	616,540	10,729
C104	Manufacture of vegetable and animal oils and fats	48,812	946,073	620,525	-261,496
C105	Manufacture of dairy products	7,200	-	26,030	20
C106	Manufacture of grain mill products, starches and starch products	57,243	-	324,044	-8,730
C107	Manufacture of other food products	748,455	36,997	2,453,335	-132,519
C108	Manufacture of prepared animal feeds	342,948	5,525	2,165,648	595
C110	Manufacture of beverages	647,225	-	4,745,790	-16,852
C131	Spinning, weaving and finishing of textiles	52,439	-	16,958	-7
C139	Manufacture of other textiles	96,724	1,356	203,526	12,050
C141	Manufacture of wearing apparel, except fur apparel	5,275,660	8,295	2,099,234	-30,808
C142	Custom tailoring and dressmaking	8,380	-	20,809	-
C151	Tanning and dressing of leather; manufacture of luggage and handbags	S	S	S	S
C152	Manufacture of footwear	104,553	1,103	288,525	-21,011
C161	Sawmilling and planing of wood	11,117	-	77,241	-67,171

Table 5.1 Number of Establishments and Cost of Products and By-products Sold and Contract and Commission Work Done for Others by Type for Manufacturing Establishments by Region and Industry Group: Philippines, 2018

(Values are in thousand PhP, except number of establishments. Details may not add-up to total due to rounding and/or statistical disclosure control.)

Continued

2009 PSIC Code	Region / Industry Description	Cost of Products and By-products Sold and Contract and Commission Work Done for Others			
		Compensation of Direct Labor / Indirect Labor in Production	Compensation for R & D personnel in production	Overhead Cost	Beginning Less Ending Inventory of Finished Products and Work-in-Progress
		(4)	(5)	(6)	(7)
C162	Manufacture of products of wood, cork, straw and plaiting materials	66,938	1,719	121,697	-9,250
C170	Manufacture of paper and paper products	138,003	-	550,711	-59,690
C181	Printing and service activities related to printing	230,816	-	294,822	113
C201	Manufacture of basic chemicals	181,570	-	790,130	-326,920
C202	Manufacture of other chemical products, n.e.c.	332,557	8,689	522,451	30,538
C210	Manufacture of pharmaceuticals, medicinal chemical and botanical products	70,401	-	120,330	12,467
C221	Manufacture of rubber products	380,340	-	704,246	-82,134
C222	Manufacture of plastics products	273,418	6,118	917,418	-27,443
C231	Manufacture of glass and glass products	131,048	-	788,306	-27,365
C239	Manufacture of non-metallic mineral products, n.e.c.	873,099	851	12,895,870	86,967
C241	Manufacture of basic iron and steel	194,419	-	1,960,345	87,292
C242	Manufacture of basic precious and other non-ferrous metals	S	S	S	S
C243	Casting of metals	194,801	-	809,213	-27,371
C251	Manufacture of structural metal products, tanks, reservoirs and steam generators	337,670	-	530,074	214
C252	Manufacture of weapons and ammunition	S	S	S	S
C259	Manufacture of other fabricated metal products; metal working service activities	780,476	1,580	1,041,582	-185,114
C261	Manufacture of electronic components	3,831,317	-	10,040,837	-311,847
C262	Manufacture of computers and peripheral equipment and accessories	S	S	S	S
C263	Manufacture of communication equipment	S	S	S	S
C264	Manufacture of consumer electronics	386,785	933	465,898	-68,616
C265	Manufacture of measuring, testing, navigating and control equipment; watches and clocks	674,539	-	370,322	-2,142
C267	Manufacture of optical instruments and photographic equipment	636,080	22,378	1,307,963	26,004
C271	Manufacture of electric motors, generators, transformers and electricity distribution and control apparatus	159,526	2,162	248,988	16,677
C273	Manufacture of wiring and wiring devices	S	S	S	S
C274	Manufacture of electric lighting equipment	82,466	-	63,183	-10,431
C275	Manufacture of domestic appliances	S	S	S	S
C279	Manufacture of other electrical equipment	S	S	S	S
C281	Manufacture of general purpose machinery	137,458	-	398,879	-16,094
C282	Manufacture of special purpose machinery	35,586	-	76,100	3,406
C291	Manufacture of motor vehicles	313,164	-	287,839	-48,472
C293	Manufacture of parts and accessories for motor vehicles	2,107,389	546	1,203,171	-7,820
C301	Building of ships and boats	2,330,275	-	4,774,794	306,355
C309	Manufacture of transport equipment, n.e.c.	497,914	3,869	925,611	26,146
C310	Manufacture of furniture	1,281,120	17,667	1,304,238	-43,454
C321	Manufacture of jewelry, bijouterie and related articles	182,586	10,435	267,251	-12,409

Table 5.1 Number of Establishments and Cost of Products and By-products Sold and Contract and Commission Work Done for Others by Type for Manufacturing Establishments by Region and Industry Group: Philippines, 2018

(Values are in thousand PhP, except number of establishments. Details may not add-up to total due to rounding and/or statistical disclosure control.)

Continued

2009 PSIC Code	Region / Industry Description	Cost of Products and By-products Sold and Contract and Commission Work Done for Others			
		Compensation of Direct Labor / Indirect Labor in Production	Compensation for R & D personnel in production	Overhead Cost	Beginning Less Ending Inventory of Finished Products and Work-in-Progress
		(4)	(5)	(6)	(7)
C322	Manufacture of musical instruments	S	S	S	S
C323	Manufacture of sports goods	S	S	S	S
C324	Manufacture of games and toys	S	S	S	S
C325	Manufacture of medical and dental instruments and supplies	324,782	33,936	791,924	-670,916
C329	Other manufacturing, n.e.c.	87,446	633	96,321	-7,313
C331	Repair of fabricated metal products, machinery and equipment	275,449	-	356,589	-686
		-	-	-	-
	VIII – Eastern Visayas	1,664,239	1,514	11,111,736	3,464,977
		-	-	-	-
C101	Processing and preserving of meat	S	S	S	S
C102	Processing and preserving of fish, crustaceans and mollusks	12,053	-	70,708	59
C103	Processing and preserving of fruits and vegetables	2,238	-	2,601	182
C104	Manufacture of vegetable and animal oils and fats	36,216	-	313,761	38,026
C105	Manufacture of dairy products	S	S	S	S
C106	Manufacture of grain mill products, starches and starch products	37,391	-	48,538	423
C107	Manufacture of other food products	479,290	-	663,469	-1727
C110	Manufacture of beverages	118,580	3,420	1,619,361	-32,520
C131	Spinning, weaving and finishing of textiles	-	-	19	-13
C139	Manufacture of other textiles	S	S	S	S
C141	Manufacture of wearing apparel, except fur apparel	4,150	-	314	-83
C142	Custom tailoring and dressmaking	6,799	-	5,387	431
C162	Manufacture of products of wood, cork, straw and plaiting materials	3,022	-	2,549	38
C170	Manufacture of paper and paper products	26,285	-	298,573	-1,845
C181	Printing and service activities related to printing	28,759	-	29,708	-
C201	Manufacture of basic chemicals	21,795	-	77,514	-26,428
C210	Manufacture of pharmaceuticals, medicinal chemical and botanical products	S	S	S	S
C222	Manufacture of plastics products	2,482	-	10,037	-2,412
C231	Manufacture of glass and glass products	939	-	1,072	21
C239	Manufacture of non-metallic mineral products, n.e.c.	10,035	-	6,477	233
C241	Manufacture of basic iron and steel	662	-	2,818	-
C242	Manufacture of basic precious and other non-ferrous metals	S	S	S	S
C243	Casting of metals	S	S	S	S
C251	Manufacture of structural metal products, tanks, reservoirs and steam generators	1,441	-	552	-21
C259	Manufacture of other fabricated metal products; metal working service activities	7,459	-	2,938	7
C273	Manufacture of wiring and wiring devices	S	S	S	S
C282	Manufacture of special purpose machinery	S	S	S	S

Table 5.1 Number of Establishments and Cost of Products and By-products Sold and Contract and Commission Work Done for Others by Type for Manufacturing Establishments by Region and Industry Group: Philippines, 2018

(Values are in thousand PhP, except number of establishments. Details may not add-up to total due to rounding and/or statistical disclosure control.)

Continued

2009 PSIC Code	Region / Industry Description	Cost of Products and By-products Sold and Contract and Commission Work Done for Others			
		Compensation of Direct Labor / Indirect Labor in Production	Compensation for R & D personnel in production	Overhead Cost	Beginning Less Ending Inventory of Finished Products and Work-in-Progress
		(4)	(5)	(6)	(7)
C310	Manufacture of furniture	1,650	-	1,725	-392
C321	Manufacture of jewelry, bijouterie and related articles	3,887	-	525	-
C329	Other manufacturing, n.e.c.	9,440	-	5,633	514
C331	Repair of fabricated metal products, machinery and equipment	16,080	-	17,263	-
		-			
	IX – Zamboanga Peninsula	1,315,439	4,165,872	4,587,913	202,381
		-			
C101	Processing and preserving of meat	5,985	-	365,888	2,461
C102	Processing and preserving of fish, crustaceans and mollusks	481,829	763	2,206,008	-165,875
C104	Manufacture of vegetable and animal oils and fats	18,372	4,165,110	127,904	417,303
C105	Manufacture of dairy products	225	-	535	-225
C106	Manufacture of grain mill products, starches and starch products	66,988	-	131,628	181
C107	Manufacture of other food products	424,429	-	1,140,693	-19,094
C108	Manufacture of prepared animal feeds	S	S	S	S
C110	Manufacture of beverages	49,411	-	136,690	-184
C139	Manufacture of other textiles	S	S	S	S
C142	Custom tailoring and dressmaking	20,096	-	8,805	-7,147
C161	Sawmilling and planing of wood	938	-	679	-
C162	Manufacture of products of wood, cork, straw and plaiting materials	S	S	S	S
C181	Printing and service activities related to printing	26,437	-	24,745	-
C221	Manufacture of rubber products	21,234	-	70,411	-1,291
C222	Manufacture of plastics products	5,769	-	3,037	-14
C231	Manufacture of glass and glass products	1,239	-	3,377	206
C239	Manufacture of non-metallic mineral products, n.e.c.	10,854	-	10,806	-230
C241	Manufacture of basic iron and steel	5,847	-	5,282	-1,185
C251	Manufacture of structural metal products, tanks, reservoirs and steam generators	2,818	-	4,009	-3,024
C259	Manufacture of other fabricated metal products; metal working service activities	78,661	-	225,380	82,085
C310	Manufacture of furniture	17,585	-	8,759	-7,521
C321	Manufacture of jewelry, bijouterie and related articles	S	S	S	S
C329	Other manufacturing, n.e.c.	2,791	-	478	-
C331	Repair of fabricated metal products, machinery and equipment	22,731	-	56,406	-878
		-			
	X – Northern Mindanao	4,526,007	1,807,386	33,260,961	-1,369,843
		-			
C101	Processing and preserving of meat	129,734	270	168,260	-1,030
C102	Processing and preserving of fish, crustaceans and mollusks	S	S	S	S

Table 5.1 Number of Establishments and Cost of Products and By-products Sold and Contract and Commission Work Done for Others by Type for Manufacturing Establishments by Region and Industry Group: Philippines, 2018*(Values are in thousand PhP, except number of establishments. Details may not add-up to total due to rounding and/or statistical disclosure control.)**Continued*

2009 PSIC Code	Region / Industry Description	Cost of Products and By-products Sold and Contract and Commission Work Done for Others			
		Compensation of Direct Labor / Indirect Labor in Production	Compensation for R & D personnel in production	Overhead Cost	Beginning Less Ending Inventory of Finished Products and Work-in-Progress
		(4)	(5)	(6)	(7)
C103	Processing and preserving of fruits and vegetables	2,099,227	39	7,079,348	-499,040
C104	Manufacture of vegetable and animal oils and fats	138,053	1,735,379	758,089	217,289
C105	Manufacture of dairy products	6,235	-	3,415	371
C106	Manufacture of grain mill products, starches and starch products	169,705	7,132	2,014,860	-930,967
C107	Manufacture of other food products	664,249	39,039	2,445,129	-157,525
C108	Manufacture of prepared animal feeds	69,715	-	12,862,459	303
C110	Manufacture of beverages	230,673	10,449	4,346,011	-11,917
C131	Spinning, weaving and finishing of textiles	-	-	77	6
C139	Manufacture of other textiles	1,575	-	1,309	-21
C141	Manufacture of wearing apparel, except fur apparel	11,433	-	9,581	-980
C142	Custom tailoring and dressmaking	21,234	-	10,314	-46
C152	Manufacture of footwear	23,222	110	17,924	7,635
C161	Sawmilling and planing of wood	41,759	-	132,615	-6,985
C162	Manufacture of products of wood, cork, straw and plaiting materials	48,047	-	93,052	2,948
C170	Manufacture of paper and paper products	80,208	203	441,848	-36,427
C181	Printing and service activities related to printing	59,481	-	71,016	3,593
C192	Manufacture of refined petroleum products	1,372	201	1,208	-
C201	Manufacture of basic chemicals	104,549	1,856	481,709	-96,976
C202	Manufacture of other chemical products, n.e.c.	58,236	-	139,105	135,695
C210	Manufacture of pharmaceuticals, medicinal chemical and botanical products	S	S	S	S
C221	Manufacture of rubber products	S	S	S	S
C222	Manufacture of plastics products	26,639	2,371	114,561	-34,164
C231	Manufacture of glass and glass products	1,520	-	809	-
C239	Manufacture of non-metallic mineral products, n.e.c.	149,233	-	1,165,153	-1,116
C241	Manufacture of basic iron and steel	76,573	2,286	487,727	12,564
C243	Casting of metals	4,185	-	1,485	758
C251	Manufacture of structural metal products, tanks, reservoirs and steam generators	52,405	-	45,596	-
C259	Manufacture of other fabricated metal products; metal working service activities	14,334	1,187	13,121	4,404
C264	Manufacture of consumer electronics	S	S	S	S
C271	Manufacture of electric motors, generators, transformers and electricity distribution and control apparatus	S	S	S	S
C281	Manufacture of general purpose machinery	S	S	S	S
C282	Manufacture of special purpose machinery	S	S	S	S
C291	Manufacture of motor vehicles	4,393	-	629	-
C293	Manufacture of parts and accessories for motor vehicles	2,897	-	27	-
C310	Manufacture of furniture	36,919	-	31,204	-1,059

Table 5.1 Number of Establishments and Cost of Products and By-products Sold and Contract and Commission Work Done for Others by Type for Manufacturing Establishments by Region and Industry Group: Philippines, 2018

(Values are in thousand PhP, except number of establishments. Details may not add-up to total due to rounding and/or statistical disclosure control.)

Continued

2009 PSIC Code	Region / Industry Description	Cost of Products and By-products Sold and Contract and Commission Work Done for Others			
		Compensation of Direct Labor / Indirect Labor in Production	Compensation for R & D personnel in production	Overhead Cost	Beginning Less Ending Inventory of Finished Products and Work-in-Progress
		(4)	(5)	(6)	(7)
C321	Manufacture of jewelry, bijouterie and related articles	S	S	S	S
C324	Manufacture of games and toys	S	S	S	S
C329	Other manufacturing, n.e.c.	S	S	S	S
C331	Repair of fabricated metal products, machinery and equipment	97,553	6,639	236,521	30,524
	XI – Davao Region	6,259,380	16,103	19,383,379	-913,959
C101	Processing and preserving of meat	116,933	-	159,320	17,486
C102	Processing and preserving of fish, crustaceans and mollusks	19,755	-	351,366	-
C103	Processing and preserving of fruits and vegetables	76,924	-	181,032	-35,809
C104	Manufacture of vegetable and animal oils and fats	970,961	795	1,857,729	-956,409
C105	Manufacture of dairy products	1,357	320	3,683	-107
C106	Manufacture of grain mill products, starches and starch products	85,254	-	383,026	5,129
C107	Manufacture of other food products	2,032,564	4,514	1,401,053	-20,508
C108	Manufacture of prepared animal feeds	155,157	-	2,682,144	-215,121
C110	Manufacture of beverages	469,305	1,390	2,115,178	-28,055
C120	Manufacture of tobacco products	S	S	S	S
C139	Manufacture of other textiles	21,494	5,301	28,733	-1,440
C141	Manufacture of wearing apparel, except fur apparel	20,517	-	10,563	-326
C142	Custom tailoring and dressmaking	25,308	-	10,649	-586
C152	Manufacture of footwear	830	-	15	-
C161	Sawmilling and planing of wood	5,957	100	23,114	-3,660
C162	Manufacture of products of wood, cork, straw and plaiting materials	136,872	-	218,221	-118,630
C170	Manufacture of paper and paper products	206,677	839	1,063,417	-41,474
C181	Printing and service activities related to printing	231,188	-	385,511	-5,529
C192	Manufacture of refined petroleum products	S	S	S	S
C201	Manufacture of basic chemicals	35,320	-	68,087	-15,935
C202	Manufacture of other chemical products, n.e.c.	199,534	460	880,934	242,730
C210	Manufacture of pharmaceuticals, medicinal chemical and botanical products	114,182	-	193,999	216,436
C221	Manufacture of rubber products	1,888	-	1,354	-
C222	Manufacture of plastics products	466,182	1,923	1,304,346	-65,710
C231	Manufacture of glass and glass products	2,404	-	10,411	-628
C239	Manufacture of non-metallic mineral products, n.e.c.	460,158	-	3,405,653	9,441
C241	Manufacture of basic iron and steel	85,977	-	590,965	9,948
C242	Manufacture of basic precious and other non-ferrous metals	22,147	-	33,951	-7,512
C243	Casting of metals	S	S	S	S

Table 5.1 Number of Establishments and Cost of Products and By-products Sold and Contract and Commission Work Done for Others by Type for Manufacturing Establishments by Region and Industry Group: Philippines, 2018

(Values are in thousand PhP, except number of establishments. Details may not add-up to total due to rounding and/or statistical disclosure control.)

Continued

2009 PSIC Code	Region / Industry Description	Cost of Products and By-products Sold and Contract and Commission Work Done for Others			
		Compensation of Direct Labor / Indirect Labor in Production	Compensation for R & D personnel in production	Overhead Cost	Beginning Less Ending Inventory of Finished Products and Work-in-Progress
		(4)	(5)	(6)	(7)
C251	Manufacture of structural metal products, tanks, reservoirs and steam generators	37,077	139	47,604	22,386
C252	Manufacture of weapons and ammunition	S	S	S	S
C259	Manufacture of other fabricated metal products; metal working service activities	14,884	-	39,064	83,242
C265	Manufacture of measuring, testing, navigating and control equipment; watches and clocks	S	S	S	S
C271	Manufacture of electric motors, generators, transformers and electricity distribution and control apparatus	S	S	S	S
C275	Manufacture of domestic appliances	4,964	-	3,878	-
C281	Manufacture of general purpose machinery	1,383	-	14,492	-
C282	Manufacture of special purpose machinery	31,043	-	36,695	-204
C291	Manufacture of motor vehicles	S	S	S	S
C293	Manufacture of parts and accessories for motor vehicles	-	-	38	-
C301	Building of ships and boats	S	S	S	S
C310	Manufacture of furniture	80,164	-	120,081	-13,970
C321	Manufacture of jewelry, bijouterie and related articles	-	-	-	-
C329	Other manufacturing, n.e.c.	12,093	-	-	-
C331	Repair of fabricated metal products, machinery and equipment	79,714	-	82,724	267
	XII – SOCCSKSARGEN	1,377,100	12,040	11,440,785	-1,677,703
			-		
C101	Processing and preserving of meat	79,157	-	133,175	-5,060
C102	Processing and preserving of fish, crustaceans and mollusks	215,112	7,011	6,727,250	-1,571,554
C103	Processing and preserving of fruits and vegetables	S	S	S	S
C104	Manufacture of vegetable and animal oils and fats	142,960	-	2,011,532	-108,334
C105	Manufacture of dairy products	2,588	-	4,335	30
C106	Manufacture of grain mill products, starches and starch products	102,599	3,371	359,285	-2,251
C107	Manufacture of other food products	190,240	660	616,970	145,531
C108	Manufacture of prepared animal feeds	24,930	-	106,945	-594
C110	Manufacture of beverages	80,104	-	177,755	-1,168
C131	Spinning, weaving and finishing of textiles	3,082	-	614	-175
C139	Manufacture of other textiles	271	-	1,367	-
C141	Manufacture of wearing apparel, except fur apparel	7,879	-	5,535	-
C142	Custom tailoring and dressmaking	12,756	-	14,286	-1,174
C161	Sawmilling and planing of wood	5,300	-	2,184	-210
C162	Manufacture of products of wood, cork, straw and plaiting materials	7,600	-	16,206	-570
C170	Manufacture of paper and paper products	9,927	-	125,964	-1,118
C181	Printing and service activities related to printing	54,119	-	107,737	2,960

Table 5.1 Number of Establishments and Cost of Products and By-products Sold and Contract and Commission Work Done for Others by Type for Manufacturing Establishments by Region and Industry Group: Philippines, 2018

(Values are in thousand PhP, except number of establishments. Details may not add-up to total due to rounding and/or statistical disclosure control.)

Continued

2009 PSIC Code	Region / Industry Description	Cost of Products and By-products Sold and Contract and Commission Work Done for Others			
		Compensation of Direct Labor / Indirect Labor in Production	Compensation for R & D personnel in production	Overhead Cost	Beginning Less Ending Inventory of Finished Products and Work-in-Progress
		(4)	(5)	(6)	(7)
C192	Manufacture of refined petroleum products	S	S	S	S
C201	Manufacture of basic chemicals	7,752	-	36,365	270
C202	Manufacture of other chemical products, n.e.c.	S	S	S	S
C221	Manufacture of rubber products	S	S	S	S
C222	Manufacture of plastics products	S	S	S	S
C231	Manufacture of glass and glass products	S	S	S	S
C239	Manufacture of non-metallic mineral products, n.e.c.	5,981	-	11,182	1,255
C241	Manufacture of basic iron and steel	3,863	-	13,661	-139
C243	Casting of metals	S	S	S	S
C251	Manufacture of structural metal products, tanks, reservoirs and steam generators	124,690	999	70,709	-13,093
C259	Manufacture of other fabricated metal products; metal working service activities	103,667	-	303,236	-121,793
C301	Building of ships and boats	S	S	S	S
C310	Manufacture of furniture	56,316	-	38,190	-7,502
C323	Manufacture of sports goods	S	S	S	S
C331	Repair of fabricated metal products, machinery and equipment	100,667	-	429,015	-1,137
	XIII – Caraga	1,088,620	4,380	9,985,208	-872,365
C101	Processing and preserving of meat	5,141	-	35,600	-
C102	Processing and preserving of fish, crustaceans and mollusks	S	S	S	S
C103	Processing and preserving of fruits and vegetables	S	S	S	S
C104	Manufacture of vegetable and animal oils and fats	215,958	-	641,241	-46,441
C106	Manufacture of grain mill products, starches and starch products	3,915	-	9,988	2,488
C107	Manufacture of other food products	334,088	3,145	492,985	11,523
C108	Manufacture of prepared animal feeds	-	-	1,905	-
C110	Manufacture of beverages	23,433	-	25,793	-
C139	Manufacture of other textiles	47	-	133	-9
C141	Manufacture of wearing apparel, except fur apparel	-	-	1,132	-
C142	Custom tailoring and dressmaking	4,966	-	5,115	-
C161	Sawmilling and planing of wood	19,074	-	34,902	-11,945
C162	Manufacture of products of wood, cork, straw and plaiting materials	104,589	-	762,271	-92,185
C181	Printing and service activities related to printing	17,133	-	29,537	-
C201	Manufacture of basic chemicals	S	S	S	S
C202	Manufacture of other chemical products, n.e.c.	67,349	1,233	72,325	-37,241
C231	Manufacture of glass and glass products	S	S	S	S
C239	Manufacture of non-metallic mineral products, n.e.c.	19,045	-	512,863	5,620

Table 5.1 Number of Establishments and Cost of Products and By-products Sold and Contract and Commission Work Done for Others by Type for Manufacturing Establishments by Region and Industry Group: Philippines, 2018

(Values are in thousand PhP, except number of establishments. Details may not add-up to total due to rounding and/or statistical disclosure control.)

Concluded

2009 PSIC Code	Region / Industry Description	Cost of Products and By-products Sold and Contract and Commission Work Done for Others			
		Compensation of Direct Labor / Indirect Labor in Production	Compensation for R & D personnel in production	Overhead Cost	Beginning Less Ending Inventory of Finished Products and Work-in-Progress
		(4)	(5)	(6)	(7)
C241	Manufacture of basic iron and steel	684	-	3,178	59
C242	Manufacture of basic precious and other non-ferrous metals	S	S	S	S
C259	Manufacture of other fabricated metal products; metal working service activities	7,308	-	19,304	802
C275	Manufacture of domestic appliances	87	-	83	-
C301	Building of ships and boats	S	S	S	S
C309	Manufacture of transport equipment, n.e.c.	1,634	-	1,553	-
C310	Manufacture of furniture	5,984	-	8,930	-1,813
C321	Manufacture of jewelry, bijouterie and related articles	-	-	177	-
C324	Manufacture of games and toys	-	-	54	-17
C329	Other manufacturing, n.e.c.	4,421	-	3,961	-19
C331	Repair of fabricated metal products, machinery and equipment	21,682	-	42,112	-7,207
	Autonomous Region in Muslim Mindanao	242,624	3,338	771,394	-189,775
C104	Manufacture of vegetable and animal oils and fats	S	S	S	S
C106	Manufacture of grain mill products, starches and starch products	155,195	932	588,777	-183,523
C107	Manufacture of other food products	34,966	182	33,973	-1,458
C108	Manufacture of prepared animal feeds	-	400	263	-
C110	Manufacture of beverages	25,575	1,239	31,502	-832
C142	Custom tailoring and dressmaking	12,533	-	1,212	2,802
C181	Printing and service activities related to printing	3,499	-	5,607	305
C221	Manufacture of rubber products	S	S	S	S
C239	Manufacture of non-metallic mineral products, n.e.c.	98	585	290	-
C251	Manufacture of structural metal products, tanks, reservoirs and steam generators	-	-	769	-147
C310	Manufacture of furniture	7,055	-	25,043	16,262

Notes: "-" – zero value
S – suppressed

Source: Philippine Statistics Authority, 2018 Census of Philippine Business and Industry

Table 5.2 Number of Establishments and Overhead Expense by Type for Manufacturing Establishments by Region and Industry Group: Philippines, 2018*(Values are in thousand PhP, except number of establishments. Details may not add-up to total due to rounding and/or statistical disclosure control.)*

2009 PSIC Code	Region / Industry Description	Number of Establishments	Overhead Expense		
			Total	Materials and Supplies	Fuels, Lubricants, Oils and Greases
		(1)	(2)	(3)	(4)
	Philippines	28,968	1,020,460,323	191,160,408	46,642,815
C101	Processing and preserving of meat	299	17,370,171	1,918,597	683,143
C102	Processing and preserving of fish, crustaceans and mollusks	278	16,034,288	2,426,073	1,470,354
C103	Processing and preserving of fruits and vegetables	169	10,192,197		289,404
C104	Manufacture of vegetable and animal oils and fats	140	13,273,172	3,474,793	821,866
C105	Manufacture of dairy products	99	20,725,839	3,157,549	241,119
C106	Manufacture of grain mill products, starches and starch products	1,701	12,027,814	1,904,294	755,451
C107	Manufacture of other food products	9,084	62,983,631	10,721,602	5,558,273
C108	Manufacture of prepared animal feeds	199	29,537,370	9,669,717	2,052,963
C110	Manufacture of beverages	3,986	100,220,370	8,548,149	3,895,357
C120	Manufacture of tobacco products	17	44,654,761	109,673	153,136
C131	Spinning, weaving and finishing of textiles	125	2,509,763	359,859	89,108
C139	Manufacture of other textiles	236	1,771,558	298,233	72,084
C141	Manufacture of wearing apparel, except fur apparel	880	9,322,143	1,678,506	281,730
C142	Custom tailoring and dressmaking	790	255,733	51,355	18,259
C143	Manufacture of knitted and crocheted apparel	40	849,841	238,966	12,339
C151	Tanning and dressing of leather; manufacture of luggage and handbags	107	3,151,140	589,916	180,124
C152	Manufacture of footwear	140	1,252,247	206,338	63,047
C161	Sawmilling and 620lanning of wood	59	362,310	91,389	32,310
C162	Manufacture of products of wood, cork, straw and plaiting materials	333	5,589,566	2,090,613	113,921
C170	Manufacture of paper and paper products	330	18,306,779	4,953,778	2,466,799
C181	Printing and service activities related to printing	2,566	6,223,854	1,587,174	280,838
C182	Reproduction of recorded media	4	133,095	12,094	20,064
C192	Manufacture of refined petroleum products	15	35,727,750	3,010,010	87,707
C199	Manufacture of other fuel products	3	475,177	6,570	41,047
C201	Manufacture of basic chemicals	190	12,438,686	741,564	2,436,347
C202	Manufacture of other chemical products, n.e.c.	357	27,784,107	3,337,632	844,625
C203	Manufacture of man-made fibers	S	S	S	S
C210	Manufacture of pharmaceuticals, medicinal chemical and botanical products	117	13,673,675	1,264,268	324,291
C221	Manufacture of rubber products	134	8,776,882	1,186,158	748,023
C222	Manufacture of plastics products	834	23,906,509	6,823,648	917,003
C231	Manufacture of glass and glass products	104	9,358,613	2,975,937	2,332,608
C239	Manufacture of non-metallic mineral products, n.e.c.	846	57,612,233	11,516,753	9,674,714
C241	Manufacture of basic iron and steel	319	21,126,164	4,080,129	2,890,003
C242	Manufacture of basic precious and other non-ferrous metals	26	26,061,398	4,879,959	1,223,649
C243	Casting of metals	59	3,366,419	1,233,301	344,565

Continued

Table 5.2 Number of Establishments and Overhead Expense by Type for Manufacturing Establishments by Region and Industry Group: Philippines, 2018

(Values are in thousand PhP, except number of establishments. Details may not add-up to total due to rounding and/or statistical disclosure control.)

Continued

2009 PSIC Code	Region / Industry Description	Number of Establishments	Overhead Expense		
			Total	Materials and Supplies	Fuels, Lubricants, Oils and Greases
		(1)	(2)	(3)	(4)
C251	Manufacture of structural metal products, tanks, reservoirs and steam generators	469	5,647,678	2,116,668	219,015
C252	Manufacture of weapons and ammunition	12	84,682	2,492	613
C259	Manufacture of other fabricated metal products; metal working service activities	859	13,800,353	4,141,358	765,176
C261	Manufacture of electronic components	138	136,459,294	31,883,427	1,339,738
C262	Manufacture of computers and peripheral equipment and accessories	32	14,516,093	4,320,568	601,710
C263	Manufacture of communication equipment	13	1,100,601	262,923	24,214
C264	Manufacture of consumer electronics	27	3,704,476	856,150	57,976
C265	Manufacture of measuring, testing, navigating and control equipment; watches and clocks	25	557,850	157,504	7,046
C267	Manufacture of optical instruments and photographic equipment	24	3,318,993	1,122,490	19,661
C271	Manufacture of electric motors, generators, transformers and electricity distribution and control apparatus	84	2,372,528	449,723	35,716
C272	Manufacture of batteries and accumulators	6	2,329,858	354,074	10,427
C273	Manufacture of wiring and wiring devices	53	2,680,501	427,942	100,184
C274	Manufacture of electric lighting equipment	34	1,753,379	525,580	68,188
C275	Manufacture of domestic appliances	36	807,267	138,343	13,927
C279	Manufacture of other electrical equipment	35	9,224,021	538,779	84,293
C281	Manufacture of general purpose machinery	102	8,049,528	2,034,880	175,036
C282	Manufacture of special purpose machinery	162	6,890,301	1,336,707	167,289
C291	Manufacture of motor vehicles	40	33,678,847	28,054,441	28,947
C292	Manufacture of bodies (coachwork) for motor vehicles; manufacture of trailers and semi-trailers	24	449,979	115,847	6,534
C293	Manufacture of parts and accessories for motor vehicles	119	30,276,356	7,382,017	678,617
C301	Building of ships and boats	29	77,953,768	570,658	51,621
C302	Manufacture of railway locomotive and rolling stock	S	S	S	S
C303	Manufacture of air and spacecraft and related machinery	8	6,568,654	853,021	89,484
C309	Manufacture of transport equipment, n.e.c.	67	7,783,783	1,142,893	97,256
C310	Manufacture of furniture	852	5,211,635	1,188,708	210,868
C321	Manufacture of jewelry, bijouterie and related articles	99	335,534	58,407	5,515
C322	Manufacture of musical instruments	4	17,784	3,711	282
C323	Manufacture of sports goods	17	843,826	52,073	42,220
C324	Manufacture of games and toys	28	529,787	105,582	10,290
C325	Manufacture of medical and dental instruments and supplies	56	9,241,758	2,179,435	62,657
C329	Other manufacturing, n.e.c.	204	1,112,096	214,865	32,972
C331	Repair of fabricated metal products, machinery and equipment	712	15,955,965	2,173,471	215,412
C332	Installation of industrial machinery and equipment	6	123,613	73,240	3,661

Table 5.2 Number of Establishments and Overhead Expense by Type for Manufacturing Establishments by Region and Industry Group: Philippines, 2018

(Values are in thousand PhP, except number of establishments. Details may not add-up to total due to rounding and/or statistical disclosure control.)

Continued

2009 PSIC Code	Region / Industry Description	Number of Establishments	Overhead Expense		
			Total	Materials and Supplies	Fuels, Lubricants, Oils and Greases
		(1)	(2)	(3)	(4)
National Capital Region		4,636	221,156,776	26,681,708	8,723,383
C101	Processing and preserving of meat	34	3,468,448	395,584	174,825
C102	Processing and preserving of fish, crustaceans and mollusks	29	2,705,114	311,857	71,038
C103	Processing and preserving of fruits and vegetables	36	1,244,471	546,173	42,609
C104	Manufacture of vegetable and animal oils and fats	19	3,630,498	587,986	285,739
C105	Manufacture of dairy products	26	1,504,955	193,027	64,055
C106	Manufacture of grain mill products, starches and starch products	15	4,553,764	718,508	90,331
C107	Manufacture of other food products	1,002	19,348,082	3,306,106	1,688,768
C108	Manufacture of prepared animal feeds	14	1,599,322	23,866	103,654
C110	Manufacture of beverages	204	55,863,487	168,276	1,330,740
C120	Manufacture of tobacco products	5	31,147,967	40,305	92,709
C131	Spinning, weaving and finishing of textiles	33	441,086	44,751	32,003
C139	Manufacture of other textiles	93	979,284	146,734	53,136
C141	Manufacture of wearing apparel, except fur apparel	325	2,326,500	418,683	56,907
C142	Custom tailoring and dressmaking	80	64,592	5,570	2,959
C143	Manufacture of knitted and crocheted apparel	21	246,647	35,249	6,060
C151	Tanning and dressing of leather; manufacture of luggage and handbags	31	87,758	9,469	5,126
C152	Manufacture of footwear	61	202,520	59,852	20,601
C161	Sawmilling and 622lanning of wood	5	86,672	26,193	2,439
C162	Manufacture of products of wood, cork, straw and plaiting materials	29	130,779	78,134	2,411
C170	Manufacture of paper and paper products	154	6,352,579	2,205,576	607,886
C181	Printing and service activities related to printing	656	3,783,400	1,032,358	122,676
C192	Manufacture of refined petroleum products	4	23,787	7,170	2,013
C199	Manufacture of other fuel products	S	S	S	S
C201	Manufacture of basic chemicals	43	1,026,668	138,637	51,198
C202	Manufacture of other chemical products, n.e.c.	166	15,613,088	775,521	311,038
C203	Manufacture of man-made fibers	S	S	S	S
C210	Manufacture of pharmaceuticals, medicinal chemical and botanical products	29	9,011,444	206,484	27,772
C221	Manufacture of rubber products	53	1,635,087	205,161	89,006
C222	Manufacture of plastics products	350	10,042,582	3,063,643	388,926
C231	Manufacture of glass and glass products	31	3,608,316	1,902,357	836,064
C239	Manufacture of non-metallic mineral products, n.e.c.	65	1,684,277	285,123	284,378
C241	Manufacture of basic iron and steel	82	5,906,929	1,500,260	1,078,275
C242	Manufacture of basic precious and other non-ferrous metals	4	294,630	39,785	6,885
C243	Casting of metals	18	448,583	238,873	30,209
C251	Manufacture of structural metal products, tanks, reservoirs and steam generators	141	2,832,469	1,483,209	127,025

Table 5.2 Number of Establishments and Overhead Expense by Type for Manufacturing Establishments by Region and Industry Group: Philippines, 2018

(Values are in thousand PhP, except number of establishments. Details may not add-up to total due to rounding and/or statistical disclosure control.)

Continued

2009 PSIC Code	Region / Industry Description	Number of Establishments	Overhead Expense		
			Total	Materials and Supplies	Fuels, Lubricants, Oils and Greases
		(1)	(2)	(3)	(4)
C252	Manufacture of weapons and ammunition	4	74,848	1,649	126
C259	Manufacture of other fabricated metal products; metal working service activities	168	3,434,192	904,567	243,490
C261	Manufacture of electronic components	9	10,965,217	3,879,620	145,154
C262	Manufacture of computers and peripheral equipment and accessories	S	S	S	S
C264	Manufacture of consumer electronics	8	49,653	771	930
C265	Manufacture of measuring, testing, navigating and control equipment; watches and clocks	8	28,335	7,955	3,210
C267	Manufacture of optical instruments and photographic equipment	S	S	S	S
C271	Manufacture of electric motors, generators, transformers and electricity distribution and control apparatus	17	57,753	5,798	2,236
C272	Manufacture of batteries and accumulators	S	S	S	S
C273	Manufacture of wiring and wiring devices	21	450,427	29,482	20,965
C274	Manufacture of electric lighting equipment	9	43,140	10,426	2,719
C275	Manufacture of domestic appliances	12	361,368	20,068	6,430
C279	Manufacture of other electrical equipment	6	21,866	4,984	704
C281	Manufacture of general purpose machinery	34	623,042	56,930	7,827
C282	Manufacture of special purpose machinery	30	251,802	54,046	29,717
C291	Manufacture of motor vehicles	9	14,478	907	910
C292	Manufacture of bodies (coachwork) for motor vehicles; manufacture of trailers and semi-trailers	11	168,842	72,435	1,212
C293	Manufacture of parts and accessories for motor vehicles	15	803,080	162,893	2,077
C301	Building of ships and boats	5	49,348	23,310	2,877
C303	Manufacture of air and spacecraft and related machinery	S	S	S	S
C309	Manufacture of transport equipment, n.e.c.	10	774,019	81,955	2,108
C310	Manufacture of furniture	154	2,458,824	294,075	67,871
C321	Manufacture of jewelry, bijouterie and related articles	11	17,311	4,502	910
C322	Manufacture of musical instruments	S	S	S	S
C323	Manufacture of sports goods	3	282,689	10,689	3,223
C324	Manufacture of games and toys	8	51,335	1,681	2,919
C325	Manufacture of medical and dental instruments and supplies	11	94,277	10,826	1,086
C329	Other manufacturing, n.e.c.	42	217,371	41,118	13,118
C331	Repair of fabricated metal products, machinery and equipment	161	7,610,088	677,721	70,140
C332	Installation of industrial machinery and equipment	4	15,217	8,869	1,743
	Cordillera Administrative Region	685	8,105,426	2,492,442	140,607
C101	Processing and preserving of meat	6	24,511	2,896	781

Table 5.2 Number of Establishments and Overhead Expense by Type for Manufacturing Establishments by Region and Industry Group: Philippines, 2018

(Values are in thousand PhP, except number of establishments. Details may not add-up to total due to rounding and/or statistical disclosure control.)

Continued

2009 PSIC Code	Region / Industry Description	Number of Establishments	Overhead Expense		
			Total	Materials and Supplies	Fuels, Lubricants, Oils and Greases
		(1)	(2)	(3)	(4)
C102	Processing and preserving of fish, crustaceans and mollusks	8	5,522	908	724
C103	Processing and preserving of fruits and vegetables	6	104,929	16,038	3,411
C105	Manufacture of dairy products	S	S	S	S
C106	Manufacture of grain mill products, starches and starch products	100	5,325	642	1,738
C107	Manufacture of other food products	140	194,227	56,162	27,720
C110	Manufacture of beverages	190	175,745	83,197	15,263
C131	Spinning, weaving and finishing of textiles	13	5,809	1,537	295
C139	Manufacture of other textiles	6	25,047	7,548	303
C141	Manufacture of wearing apparel, except fur apparel	S	S	S	S
C142	Custom tailoring and dressmaking	43	22,098	8,033	2,418
C162	Manufacture of products of wood, cork, straw and plaiting materials	6	1,154	286	68
C181	Printing and service activities related to printing	75	25,472	4,041	2,078
C201	Manufacture of basic chemicals	3	5,446	4,203	372
C221	Manufacture of rubber products	5	180	1	1
C222	Manufacture of plastics products	S	S	S	S
C231	Manufacture of glass and glass products	S	S	S	S
C239	Manufacture of non-metallic mineral products, n.e.c.	23	21,495	2,062	3,287
C241	Manufacture of basic iron and steel	5	16,734	4,744	147
C251	Manufacture of structural metal products, tanks, reservoirs and steam generators	10	5,966	1,873	108
C259	Manufacture of other fabricated metal products; metal working service activities	19	5,572	1,431	425
C261	Manufacture of electronic components	S	S	S	S
C303	Manufacture of air and spacecraft and related machinery	S	S	S	S
C310	Manufacture of furniture	17	20,760	15,724	570
C321	Manufacture of jewelry, bijouterie and related articles	S	S	S	S
I – Ilocos Region		953	8,107,829	785,882	505,215
C101	Processing and preserving of meat	12	511,656	44,134	7,554
C102	Processing and preserving of fish, crustaceans and mollusks	33	285,268	40,800	1,290
C103	Processing and preserving of fruits and vegetables	3	38,758	9,157	16,655
C105	Manufacture of dairy products	S	S	S	S
C106	Manufacture of grain mill products, starches and starch products	71	64,940	5,137	8,638
C107	Manufacture of other food products	347	640,996	74,653	32,663
C108	Manufacture of prepared animal feeds	3	25,613	13,069	4,699
C110	Manufacture of beverages	140	758,421	3,632	16,035
C120	Manufacture of tobacco products	S	S	S	S

Table 5.2 Number of Establishments and Overhead Expense by Type for Manufacturing Establishments by Region and Industry Group: Philippines, 2018

(Values are in thousand PhP, except number of establishments. Details may not add-up to total due to rounding and/or statistical disclosure control.)

Continued

2009 PSIC Code	Region / Industry Description	Number of Establishments	Overhead Expense		
			Total	Materials and Supplies	Fuels, Lubricants, Oils and Greases
		(1)	(2)	(3)	(4)
C131	Spinning, weaving and finishing of textiles	5	542	206	21
C141	Manufacture of wearing apparel, except fur apparel	5	956	50	242
C142	Custom tailoring and dressmaking	42	7,231	1,371	164
C152	Manufacture of footwear	6	675	62	48
C162	Manufacture of products of wood, cork, straw and plaiting materials	13	2,221	589	420
C170	Manufacture of paper and paper products	9	345,236	195,113	1,503
C181	Printing and service activities related to printing	112	80,109	30,819	8,378
C201	Manufacture of basic chemicals	6	8,077	2,890	2,365
C210	Manufacture of pharmaceuticals, medicinal chemical and botanical products	S	S	S	S
C221	Manufacture of rubber products	5	221	-	-
C231	Manufacture of glass and glass products	4	11,295	11,122	24
C239	Manufacture of non-metallic mineral products, n.e.c.	45	5,201,931	326,172	396,983
C241	Manufacture of basic iron and steel	11	37,854	233	212
C251	Manufacture of structural metal products, tanks, reservoirs and steam generators	15	18,478	1,818	621
C259	Manufacture of other fabricated metal products; metal working service activities	16	4,108	1,102	1,346
C273	Manufacture of wiring and wiring devices	S	S	S	S
C282	Manufacture of special purpose machinery	S	S	S	S
C292	Manufacture of bodies (coachwork) for motor vehicles; manufacture of trailers and semi-trailers	3	2,278	127	1,604
C293	Manufacture of parts and accessories for motor vehicles	3	185	35	51
C309	Manufacture of transport equipment, n.e.c.	13	2,351	190	325
C321	Manufacture of jewelry, bijouterie and related articles	S	S	S	S
C324	Manufacture of games and toys	S	S	S	S
C329	Other manufacturing, n.e.c.	7	7,878	4,440	490
C331	Repair of fabricated metal products, machinery and equipment	17	23,893	17,424	1,394
II – Cagayan Valley		1,133	3,753,784	288,004	515,211
C101	Processing and preserving of meat	6	62,626	6,853	9,151
C102	Processing and preserving of fish, crustaceans and mollusks	4	241	89	18
C103	Processing and preserving of fruits and vegetables	8	1,026	278	69
C104	Manufacture of vegetable and animal oils and fats	S	S	S	S
C105	Manufacture of dairy products	4	5,713	4,494	496
C106	Manufacture of grain mill products, starches and starch products	175	978,043	124,679	203,668
C107	Manufacture of other food products	382	163,297	24,961	24,677

Table 5.2 Number of Establishments and Overhead Expense by Type for Manufacturing Establishments by Region and Industry Group: Philippines, 2018

(Values are in thousand PhP, except number of establishments. Details may not add-up to total due to rounding and/or statistical disclosure control.)

Continued

2009 PSIC Code	Region / Industry Description	Number of Establishments	Overhead Expense		
			Total	Materials and Supplies	Fuels, Lubricants, Oils and Greases
		(1)	(2)	(3)	(4)
C108	Manufacture of prepared animal feeds	7	144,618	17,745	45,290
C110	Manufacture of beverages	227	989,551	17,466	173,054
C120	Manufacture of tobacco products	3	72,346	25,267	2,126
C131	Spinning, weaving and finishing of textiles	3	792	64	56
C139	Manufacture of other textiles	4	1,074	377	132
C142	Custom tailoring and dressmaking	34	4,575	1,114	293
C151	Tanning and dressing of leather; manufacture of luggage and handbags	3	810	302	91
C162	Manufacture of products of wood, cork, straw and plaiting materials	8	386	16	77
C181	Printing and service activities related to printing	122	42,415	19,633	2,007
C182	Reproduction of recorded media	3	1,624	30	226
C199	Manufacture of other fuel products	S	S	S	S
C201	Manufacture of basic chemicals	S	S	S	S
C222	Manufacture of plastics products	6	417	19	210
C239	Manufacture of non-metallic mineral products, n.e.c.	25	8,086	1,644	1,943
C241	Manufacture of basic iron and steel	9	1,110	409	149
C251	Manufacture of structural metal products, tanks, reservoirs and steam generators	12	2,807	790	133
C252	Manufacture of weapons and ammunition	S	S	S	S
C259	Manufacture of other fabricated metal products; metal working service activities	32	9,004	2,976	1,572
C279	Manufacture of other electrical equipment	3	857,384	836	2,358
C282	Manufacture of special purpose machinery	3	21,055	154	312
C310	Manufacture of furniture	21	45,258	31,923	5,805
C321	Manufacture of jewelry, bijouterie and related articles	5	174	10	33
C329	Other manufacturing, n.e.c.	S	S	S	S
C331	Repair of fabricated metal products, machinery and equipment	17	2,707	151	88
III – Central Luzon		3,388	200,789,786	29,736,686	7,784,669
C101	Processing and preserving of meat	74	3,804,176	735,243	148,033
C102	Processing and preserving of fish, crustaceans and mollusks	27	559,982	198,010	26,646
C103	Processing and preserving of fruits and vegetables	31	365,444	20,163	48,433
C104	Manufacture of vegetable and animal oils and fats	4	2,741	-	-
C105	Manufacture of dairy products	12	517,226	65,353	4,208
C106	Manufacture of grain mill products, starches and starch products	235	1,128,693	116,976	71,314
C107	Manufacture of other food products	1,054	7,740,911	1,242,295	708,761
C108	Manufacture of prepared animal feeds	54	8,184,838	5,861,257	176,808
C110	Manufacture of beverages	360	14,499,786	3,380,485	700,385
C120	Manufacture of tobacco products	S	S	S	S
C131	Spinning, weaving and finishing of textiles	20	1,117,558	85,852	40,006

Table 5.2 Number of Establishments and Overhead Expense by Type for Manufacturing Establishments by Region and Industry Group: Philippines, 2018

(Values are in thousand PhP, except number of establishments. Details may not add-up to total due to rounding and/or statistical disclosure control.)

Continued

2009 PSIC Code	Region / Industry Description	Number of Establishments	Overhead Expense		
			Total	Materials and Supplies	Fuels, Lubricants, Oils and Greases
		(1)	(2)	(3)	(4)
C139	Manufacture of other textiles	40	294,036	75,686	1,957
C141	Manufacture of wearing apparel, except fur apparel	149	1,584,120	195,932	131,232
C142	Custom tailoring and dressmaking	60	10,478	1,446	668
C143	Manufacture of knitted and crocheted apparel	3	135,560	39,790	99
C151	Tanning and dressing of leather; manufacture of luggage and handbags	41	661,244	166,042	6,946
C152	Manufacture of footwear	10	234,336	28,208	4,071
C161	Sawmilling and planing of wood	S	S	S	S
C162	Manufacture of products of wood, cork, straw and plaiting materials	63	388,383	112,518	10,685
C170	Manufacture of paper and paper products	35	5,108,450	1,188,913	1,228,017
C181	Printing and service activities related to printing	163	117,375	57,093	4,415
C192	Manufacture of refined petroleum products	3	13,047,997	2,835,289	421
C201	Manufacture of basic chemicals	21	1,237,687	145,761	51,795
C202	Manufacture of other chemical products, n.e.c.	35	966,172	530,019	66,449
C210	Manufacture of pharmaceuticals, medicinal chemical and botanical products	22	1,292,400	679,986	30,707
C221	Manufacture of rubber products	14	4,808,110	421,206	551,811
C222	Manufacture of plastics products	115	2,483,948	563,421	135,770
C231	Manufacture of glass and glass products	14	330,762	178,359	3,487
C239	Manufacture of non-metallic mineral products, n.e.c.	134	14,424,453	602,837	2,651,215
C241	Manufacture of basic iron and steel	44	5,170,353	266,449	295,104
C242	Manufacture of basic precious and other non-ferrous metals	4	109,282	20,656	28,532
C243	Casting of metals	7	76,450	18,080	9,131
C251	Manufacture of structural metal products, tanks, reservoirs and steam generators	60	231,807	39,388	9,276
C259	Manufacture of other fabricated metal products; metal working service activities	85	1,529,527	695,523	85,153
C261	Manufacture of electronic components	14	16,360,868	4,582,314	141,016
C262	Manufacture of computers and peripheral equipment and accessories	5	3,304,773	1,212,101	216,247
C263	Manufacture of communication equipment	S	S	S	S
C264	Manufacture of consumer electronics	3	16,631	5,435	691
C265	Manufacture of measuring, testing, navigating and control equipment; watches and clocks	3	39,123	4,480	118
C271	Manufacture of electric motors, generators, transformers and electricity distribution and control apparatus	10	115,526	28,612	11,627
C272	Manufacture of batteries and accumulators	S	S	S	S
C273	Manufacture of wiring and wiring devices	10	364,598	51,451	6,300
C274	Manufacture of electric lighting equipment	7	133,516	71,123	2,795
C275	Manufacture of domestic appliances	4	54,568	2,344	2,159
C279	Manufacture of other electrical equipment	10	178,600	63,868	2,168
C281	Manufacture of general purpose machinery	13	1,153,159	44,220	7,953
C282	Manufacture of special purpose machinery	15	51,546	12,357	2,773

Table 5.2 Number of Establishments and Overhead Expense by Type for Manufacturing Establishments by Region and Industry Group: Philippines, 2018

(Values are in thousand PhP, except number of establishments. Details may not add-up to total due to rounding and/or statistical disclosure control.)

Continued

2009 PSIC Code	Region / Industry Description	Number of Establishments	Overhead Expense		
			Total	Materials and Supplies	Fuels, Lubricants, Oils and Greases
		(1)	(2)	(3)	(4)
C291	Manufacture of motor vehicles	4	29,649	1,372	2,444
C292	Manufacture of bodies (coachwork) for motor vehicles; manufacture of trailers and semi-trailers	S	S	S	S
C293	Manufacture of parts and accessories for motor vehicles	9	2,925,238	1,277,209	9,956
C301	Building of ships and boats	S	S	S	S
C303	Manufacture of air and spacecraft and related machinery	5	157,670	36,483	15,464
C309	Manufacture of transport equipment, n.e.c.	13	11,915	299	1,622
C310	Manufacture of furniture	121	361,488	139,840	15,149
C321	Manufacture of jewelry, bijouterie and related articles	15	21,103	1,941	495
C322	Manufacture of musical instruments	S	S	S	S
C323	Manufacture of sports goods	3	344,303	5,433	37,002
C324	Manufacture of games and toys	8	154,854	63,921	1,948
C325	Manufacture of medical and dental instruments and supplies	9	1,401,057	473,817	8,313
C329	Other manufacturing, n.e.c.	42	427,977	77,695	3,055
C331	Repair of fabricated metal products, machinery and equipment	62	5,329,770	586,531	23,612
C332	Installation of industrial machinery and equipment	S	S	S	S
IVA – CALABARZON		4,035	393,191,580	91,733,972	16,372,466
C101	Processing and preserving of meat	41	7,310,996	432,984	169,237
C102	Processing and preserving of fish, crustaceans and mollusks	12	865,759	97,748	8,312
C103	Processing and preserving of fruits and vegetables	19	549,761	97,163	76,158
C104	Manufacture of vegetable and animal oils and fats	31	2,461,028	886,456	127,081
C105	Manufacture of dairy products	12	18,652,891	2,888,780	168,661
C106	Manufacture of grain mill products, starches and starch products	90	531,641	123,252	28,957
C107	Manufacture of other food products	877	15,769,835	2,009,118	1,030,616
C108	Manufacture of prepared animal feeds	69	1,362,631	936,701	21,927
C110	Manufacture of beverages	291	9,960,514	1,447,775	760,859
C120	Manufacture of tobacco products	3	13,127,327	19,890	30,800
C131	Spinning, weaving and finishing of textiles	10	918,551	224,170	16,329
C139	Manufacture of other textiles	33	225,294	26,117	9,237
C141	Manufacture of wearing apparel, except fur apparel	244	3,228,125	870,167	66,656
C142	Custom tailoring and dressmaking	90	31,623	6,992	3,439
C143	Manufacture of knitted and crocheted apparel	16	467,634	163,927	6,180
C151	Tanning and dressing of leather; manufacture of luggage and handbags	24	2,384,894	412,046	167,608
C152	Manufacture of footwear	34	507,756	96,183	26,418
C161	Sawmilling and planing of wood	S	S	S	S

Table 5.2 Number of Establishments and Overhead Expense by Type for Manufacturing Establishments by Region and Industry Group: Philippines, 2018

(Values are in thousand PhP, except number of establishments. Details may not add-up to total due to rounding and/or statistical disclosure control.)

Continued

2009 PSIC Code	Region / Industry Description	Number of Establishments	Overhead Expense		
			Total	Materials and Supplies	Fuels, Lubricants, Oils and Greases
		(1)	(2)	(3)	(4)
C162	Manufacture of products of wood, cork, straw and plaiting materials	64	3,776,055	1,487,926	49,676
C170	Manufacture of paper and paper products	76	3,860,168	733,328	275,156
C181	Printing and service activities related to printing	198	1,081,647	212,394	86,721
C182	Reproduction of recorded media	S	S	S	S
C192	Manufacture of refined petroleum products	S	S	S	S
C199	Manufacture of other fuel products	S	S	S	S
C201	Manufacture of basic chemicals	31	7,428,614	287,306	1,952,855
C202	Manufacture of other chemical products, n.e.c.	91	9,572,994	1,799,281	370,468
C210	Manufacture of pharmaceuticals, medicinal chemical and botanical products	34	3,037,021	330,305	241,756
C221	Manufacture of rubber products	35	1,542,879	404,055	80,783
C222	Manufacture of plastics products	181	8,921,306	2,402,623	190,317
C231	Manufacture of glass and glass products	18	4,600,766	418,207	1,397,435
C239	Manufacture of non-metallic mineral products, n.e.c.	115	16,947,396	2,636,550	4,726,624
C241	Manufacture of basic iron and steel	59	6,898,241	2,043,955	627,690
C242	Manufacture of basic precious and other non-ferrous metals	8	317,235	162,683	19,965
C243	Casting of metals	16	1,980,577	446,710	267,394
C251	Manufacture of structural metal products, tanks, reservoirs and steam generators	109	1,829,935	227,796	66,759
C252	Manufacture of weapons and ammunition	S	S	S	S
C259	Manufacture of other fabricated metal products; metal working service activities	245	7,159,643	2,009,312	378,096
C261	Manufacture of electronic components	103	93,665,328	19,600,918	977,685
C262	Manufacture of computers and peripheral equipment and accessories	24	10,967,667	3,075,742	384,794
C263	Manufacture of communication equipment	10	375,636	74,269	23,188
C264	Manufacture of consumer electronics	12	3,165,869	759,283	55,388
C265	Manufacture of measuring, testing, navigating and control equipment; watches and clocks	5	118,213	38,120	2,084
C267	Manufacture of optical instruments and photographic equipment	9	1,857,655	488,001	14,354
C271	Manufacture of electric motors, generators, transformers and electricity distribution and control apparatus	46	1,948,930	305,511	21,090
C272	Manufacture of batteries and accumulators	S	S	S	S
C273	Manufacture of wiring and wiring devices	20	1,410,531	327,301	72,440
C274	Manufacture of electric lighting equipment	15	1,513,539	428,194	60,811
C275	Manufacture of domestic appliances	12	342,499	101,548	4,105
C279	Manufacture of other electrical equipment	14	7,441,110	385,145	77,557
C281	Manufacture of general purpose machinery	41	5,854,092	1,720,944	140,616
C282	Manufacture of special purpose machinery	73	6,368,428	1,192,930	110,804
C291	Manufacture of motor vehicles	13	33,335,346	27,923,647	18,209
C292	Manufacture of bodies (coachwork) for motor vehicles; manufacture of trailers and semi-trailers	10	277,236	43,286	3,705

Table 5.2 Number of Establishments and Overhead Expense by Type for Manufacturing Establishments by Region and Industry Group: Philippines, 2018

(Values are in thousand PhP, except number of establishments. Details may not add-up to total due to rounding and/or statistical disclosure control.)

Continued

2009 PSIC Code	Region / Industry Description	Number of Establishments	Overhead Expense		
			Total	Materials and Supplies	Fuels, Lubricants, Oils and Greases
		(1)	(2)	(3)	(4)
C293	Manufacture of parts and accessories for motor vehicles	74	25,342,773	5,615,058	631,231
C301	Building of ships and boats	5	32,965	10,017	4,002
C302	Manufacture of railway locomotive and rolling stock	S	S	S	S
C303	Manufacture of air and spacecraft and related machinery	S	S	S	S
C309	Manufacture of transport equipment, n.e.c.	21	6,068,334	813,686	91,521
C310	Manufacture of furniture	150	751,667	157,147	36,216
C321	Manufacture of jewelry, bijouterie and related articles	4	20,898	4,069	187
C322	Manufacture of musical instruments	S	S	S	S
C323	Manufacture of sports goods	8	190,560	29,808	1,778
C324	Manufacture of games and toys	6	182,558	17,507	4,790
C325	Manufacture of medical and dental instruments and supplies	21	6,954,499	1,405,563	38,320
C329	Other manufacturing, n.e.c.	17	317,059	50,971	5,013
C331	Repair of fabricated metal products, machinery and equipment	133	1,729,394	410,345	35,006
C332	Installation of industrial machinery and equipment	S	S	S	S
	MIMAROPA	1,118	5,039,996	577,079	175,216
C101	Processing and preserving of meat	3	4,394	1,041	-
C102	Processing and preserving of fish, crustaceans and mollusks	S	S	S	S
C103	Processing and preserving of fruits and vegetables	S	S	S	S
C104	Manufacture of vegetable and animal oils and fats	7	85,434	1,463	7,731
C105	Manufacture of dairy products	5	368	4	8
C106	Manufacture of grain mill products, starches and starch products	98	341,430	32,626	46,890
C107	Manufacture of other food products	432	316,565	27,390	15,968
C110	Manufacture of beverages	289	85,363	4,091	10,877
C131	Spinning, weaving and finishing of textiles	3	257	29	55
C141	Manufacture of wearing apparel, except fur apparel	8	1,410	12	-
C142	Custom tailoring and dressmaking	22	3,342	244	220
C151	Tanning and dressing of leather; manufacture of luggage and handbags	3	147	-	-
C161	Sawmilling and planing of wood	4	649	30	171
C162	Manufacture of products of wood, cork, straw and plaiting materials	13	3,166	444	273
C181	Printing and service activities related to printing	123	51,613	2,046	885
C201	Manufacture of basic chemicals	3	356	28	-
C202	Manufacture of other chemical products, n.e.c.	S	S	S	S

Table 5.2 Number of Establishments and Overhead Expense by Type for Manufacturing Establishments by Region and Industry Group: Philippines, 2018

(Values are in thousand PhP, except number of establishments. Details may not add-up to total due to rounding and/or statistical disclosure control.)

Continued

2009 PSIC Code	Region / Industry Description	Number of Establishments	Overhead Expense		
			Total	Materials and Supplies	Fuels, Lubricants, Oils and Greases
		(1)	(2)	(3)	(4)
C210	Manufacture of pharmaceuticals, medicinal chemical and botanical products	S	S	S	S
C222	Manufacture of plastics products	6	2,447	1,471	20
C239	Manufacture of non-metallic mineral products, n.e.c.	37	5,050	375	1,172
C241	Manufacture of basic iron and steel	8	513	21	9
C242	Manufacture of basic precious and other non-ferrous metals	S	S	S	S
C259	Manufacture of other fabricated metal products; metal working service activities	19	3,622	1,469	496
C282	Manufacture of special purpose machinery	S	S	S	S
C310	Manufacture of furniture	21	11,413	1,688	885
C331	Repair of fabricated metal products, machinery and equipment	5	1,412	206	11
V – Bicol Region		1,339	9,605,479	3,485,165	634,529
C101	Processing and preserving of meat	14	80,693	27,343	1,784
C102	Processing and preserving of fish, crustaceans and mollusks	28	58,380	25,108	2,760
C103	Processing and preserving of fruits and vegetables	5	3,759	2,069	410
C104	Manufacture of vegetable and animal oils and fats	9	668,473	88,585	10,483
C105	Manufacture of dairy products	6	2,415	1,527	63
C106	Manufacture of grain mill products, starches and starch products	67	367,624	31,164	21,179
C107	Manufacture of other food products	542	397,282	91,537	38,306
C108	Manufacture of prepared animal feeds	4	104,679	53,907	5,915
C110	Manufacture of beverages	249	380,545	124,059	24,465
C120	Manufacture of tobacco products	S	S	S	S
C131	Spinning, weaving and finishing of textiles	6	151	59	36
C139	Manufacture of other textiles	10	8,287	1,623	1,194
C141	Manufacture of wearing apparel, except fur apparel	19	21,859	9,025	303
C142	Custom tailoring and dressmaking	55	14,031	3,444	1,613
C151	Tanning and dressing of leather; manufacture of luggage and handbags	3	113	-	-
C152	Manufacture of footwear	4	497	88	92
C162	Manufacture of products of wood, cork, straw and plaiting materials	32	20,777	1,658	4,134
C170	Manufacture of paper and paper products	5	159,833	910	34,846
C181	Printing and service activities related to printing	93	39,610	6,756	3,224
C201	Manufacture of basic chemicals	3	4,325	48	108
C210	Manufacture of pharmaceuticals, medicinal chemical and botanical products	5	2,757	27	1,051
C231	Manufacture of glass and glass products	S	S	S	S

Table 5.2 Number of Establishments and Overhead Expense by Type for Manufacturing Establishments by Region and Industry Group: Philippines, 2018

(Values are in thousand PhP, except number of establishments. Details may not add-up to total due to rounding and/or statistical disclosure control.)

Continued

2009 PSIC Code	Region / Industry Description	Number of Establishments	Overhead Expense		
			Total	Materials and Supplies	Fuels, Lubricants, Oils and Greases
		(1)	(2)	(3)	(4)
C239	Manufacture of non-metallic mineral products, n.e.c.	29	1,175,408	367,871	108,208
C241	Manufacture of basic iron and steel	12	22,412	616	596
C242	Manufacture of basic precious and other non-ferrous metals	S	S	S	S
C251	Manufacture of structural metal products, tanks, reservoirs and steam generators	21	12,581	7,190	711
C259	Manufacture of other fabricated metal products; metal working service activities	31	3,259	297	243
C281	Manufacture of general purpose machinery	4	-	-	-
C282	Manufacture of special purpose machinery	3	6,448	819	406
C293	Manufacture of parts and accessories for motor vehicles	3	315	11	-
C310	Manufacture of furniture	25	3,967	1,584	155
C329	Other manufacturing, n.e.c.	19	7,718	917	816
C331	Repair of fabricated metal products, machinery and equipment	29	23,574	6,702	4,588
	VI – Western Visayas	1,425	15,930,976	3,429,355	1,591,505
C101	Processing and preserving of meat	19	144,001	21,979	25,787
C102	Processing and preserving of fish, crustaceans and mollusks	31	87,435	24,809	3,433
C103	Processing and preserving of fruits and vegetables	S	S	S	S
C104	Manufacture of vegetable and animal oils and fats	5	10,842	1,000	488
C105	Manufacture of dairy products	5	1,110	296	162
C106	Manufacture of grain mill products, starches and starch products	107	196,207	22,278	26,508
C107	Manufacture of other food products	444	9,164,828	2,397,377	835,225
C108	Manufacture of prepared animal feeds	3	283,705	77,296	1,056
C110	Manufacture of beverages	282	4,308,877	796,748	277,443
C131	Spinning, weaving and finishing of textiles	14	7,350	2,197	224
C139	Manufacture of other textiles	4	3,240	2,352	137
C141	Manufacture of wearing apparel, except fur apparel	17	6,306	336	194
C142	Custom tailoring and dressmaking	63	21,186	4,551	948
C161	Sawmilling and planing of wood	3	1,490	10	32
C162	Manufacture of products of wood, cork, straw and plaiting materials	14	10,695	2,259	2,551
C181	Printing and service activities related to printing	145	53,529	5,032	3,252
C192	Manufacture of refined petroleum products	S	S	S	S
C201	Manufacture of basic chemicals	9	1,266,985	15,977	326,491
C202	Manufacture of other chemical products, n.e.c.	S	S	S	S
C210	Manufacture of pharmaceuticals, medicinal chemical and botanical products	7	4,360	1,238	-

Table 5.2 Number of Establishments and Overhead Expense by Type for Manufacturing Establishments by Region and Industry Group: Philippines, 2018

(Values are in thousand PhP, except number of establishments. Details may not add-up to total due to rounding and/or statistical disclosure control.)

Continued

2009 PSIC Code	Region / Industry Description	Number of Establishments	Overhead Expense		
			Total	Materials and Supplies	Fuels, Lubricants, Oils and Greases
		(1)	(2)	(3)	(4)
C221	Manufacture of rubber products	3	53	3	8
C222	Manufacture of plastics products	21	75,580	7,461	18,610
C231	Manufacture of glass and glass products	4	450	5	20
C239	Manufacture of non-metallic mineral products, n.e.c.	99	135,843	8,415	61,245
C241	Manufacture of basic iron and steel	14	8,041	461	705
C243	Casting of metals	5	13,003	388	43
C251	Manufacture of structural metal products, tanks, reservoirs and steam generators	17	14,324	2,168	1,096
C259	Manufacture of other fabricated metal products; metal working service activities	33	6,800	3,400	779
C265	Manufacture of measuring, testing, navigating and control equipment; watches and clocks	S	S	S	S
C267	Manufacture of optical instruments and photographic equipment	S	S	S	S
C282	Manufacture of special purpose machinery	3	42,974	16,287	783
C293	Manufacture of parts and accessories for motor vehicles	3	1,529	138	73
C310	Manufacture of furniture	12	20,090	8,638	1,536
C321	Manufacture of jewelry, bijouterie and related articles	5	4,010	-	-
C329	Other manufacturing, n.e.c.	11	17,375	1,065	1,340
C331	Repair of fabricated metal products, machinery and equipment	16	14,495	4,018	712
VII – Central Visayas		2,347	64,237,314	19,449,005	2,763,810
C101	Processing and preserving of meat	27	1,085,616	157,980	112,068
C102	Processing and preserving of fish, crustaceans and mollusks	34	2,070,243	926,592	106,370
C103	Processing and preserving of fruits and vegetables	21	616,540	223,037	72,477
C104	Manufacture of vegetable and animal oils and fats	14	620,525	120,387	11,799
C105	Manufacture of dairy products	6	26,030	1,442	2,115
C106	Manufacture of grain mill products, starches and starch products	71	324,044	36,428	7,093
C107	Manufacture of other food products	758	2,453,335	568,154	283,324
C108	Manufacture of prepared animal feeds	19	2,165,648	499,649	99,320
C110	Manufacture of beverages	247	4,745,790	791,276	203,131
C131	Spinning, weaving and finishing of textiles	4	16,958	976	57
C139	Manufacture of other textiles	13	203,526	29,793	3,148
C141	Manufacture of wearing apparel, except fur apparel	53	2,099,234	173,126	22,916
C142	Custom tailoring and dressmaking	50	20,809	7,237	947
C151	Tanning and dressing of leather; manufacture of luggage and handbags	S	S	S	S
C152	Manufacture of footwear	16	288,525	8,449	11,638
C161	Sawmilling and planing of wood	8	77,241	40,915	1,015
C162	Manufacture of products of wood, cork, straw and plaiting materials	15	121,697	13,811	7,354

Table 5.2 Number of Establishments and Overhead Expense by Type for Manufacturing Establishments by Region and Industry Group: Philippines, 2018

(Values are in thousand PhP, except number of establishments. Details may not add-up to total due to rounding and/or statistical disclosure control.)

Continued

2009 PSIC Code	Region / Industry Description	Number of Establishments	Overhead Expense		
			Total	Materials and Supplies	Fuels, Lubricants, Oils and Greases
		(1)	(2)	(3)	(4)
C170	Manufacture of paper and paper products	19	550,711	156,435	80,637
C181	Printing and service activities related to printing	268	294,822	83,640	16,477
C201	Manufacture of basic chemicals	18	790,130	62,797	31,065
C202	Manufacture of other chemical products, n.e.c.	36	522,451	139,483	53,112
C210	Manufacture of pharmaceuticals, medicinal chemical and botanical products	4	120,330	43,106	21,534
C221	Manufacture of rubber products	7	704,246	140,557	17,675
C222	Manufacture of plastics products	71	917,418	304,858	74,088
C231	Manufacture of glass and glass products	7	788,306	463,303	93,499
C239	Manufacture of non-metallic mineral products, n.e.c.	45	12,895,870	7,138,582	438,741
C241	Manufacture of basic iron and steel	29	1,960,345	221,195	642,446
C242	Manufacture of basic precious and other non-ferrous metals	S	S	S	S
C243	Casting of metals	8	809,213	526,147	32,995
C251	Manufacture of structural metal products, tanks, reservoirs and steam generators	10	530,074	344,246	1,824
C252	Manufacture of weapons and ammunition	S	S	S	S
C259	Manufacture of other fabricated metal products; metal working service activities	50	1,041,582	360,070	19,497
C261	Manufacture of electronic components	10	10,040,837	2,157,495	68,759
C262	Manufacture of computers and peripheral equipment and accessories	S	S	S	S
C263	Manufacture of communication equipment	S	S	S	S
C264	Manufacture of consumer electronics	3	465,898	84,321	967
C265	Manufacture of measuring, testing, navigating and control equipment; watches and clocks	5	370,322	106,904	1,243
C267	Manufacture of optical instruments and photographic equipment	12	1,307,963	521,736	5,307
C271	Manufacture of electric motors, generators, transformers and electricity distribution and control apparatus	7	248,988	109,804	577
C273	Manufacture of wiring and wiring devices	S	S	S	S
C274	Manufacture of electric lighting equipment	4	63,183	15,837	1,863
C275	Manufacture of domestic appliances	S	S	S	S
C279	Manufacture of other electrical equipment	S	S	S	S
C281	Manufacture of general purpose machinery	5	398,879	212,115	17,635
C282	Manufacture of special purpose machinery	5	76,100	53,081	8,739
C291	Manufacture of motor vehicles	10	287,839	128,478	6,781
C293	Manufacture of parts and accessories for motor vehicles	8	1,203,171	326,672	35,191
C301	Building of ships and boats	13	4,774,794	525,132	42,261
C309	Manufacture of transport equipment, n.e.c.	3	925,611	246,588	1,680
C310	Manufacture of furniture	173	1,304,238	480,745	47,579
C321	Manufacture of jewelry, bijouterie and related articles	37	267,251	46,425	3,442
C322	Manufacture of musical instruments	S	S	S	S
C323	Manufacture of sports goods	S	S	S	S

Table 5.2 Number of Establishments and Overhead Expense by Type for Manufacturing Establishments by Region and Industry Group: Philippines, 2018

(Values are in thousand PhP, except number of establishments. Details may not add-up to total due to rounding and/or statistical disclosure control.)

Continued

2009 PSIC Code	Region / Industry Description	Number of Establishments	Overhead Expense		
			Total	Materials and Supplies	Fuels, Lubricants, Oils and Greases
		(1)	(2)	(3)	(4)
C324	Manufacture of games and toys	S	S	S	S
C325	Manufacture of medical and dental instruments and supplies	15	791,924	289,229	14,938
C329	Other manufacturing, n.e.c.	24	96,321	36,311	3,034
C331	Repair of fabricated metal products, machinery and equipment	66	356,589	152,264	25,386
	VIII – Eastern Visayas	1,415	11,111,736	1,213,869	805,023
C101	Processing and preserving of meat	S	S	S	S
C102	Processing and preserving of fish, crustaceans and mollusks	8	70,708	26,107	2,334
C103	Processing and preserving of fruits and vegetables	5	2,601	-	1,670
C104	Manufacture of vegetable and animal oils and fats	7	313,761	56,112	9,442
C105	Manufacture of dairy products	S	S	S	S
C106	Manufacture of grain mill products, starches and starch products	100	48,538	704	6,676
C107	Manufacture of other food products	646	663,469	66,572	69,795
C110	Manufacture of beverages	365	1,619,361	263,702	51,046
C131	Spinning, weaving and finishing of textiles	4	19	2	2
C139	Manufacture of other textiles	S	S	S	S
C141	Manufacture of wearing apparel, except fur apparel	8	314	-	33
C142	Custom tailoring and dressmaking	34	5,387	2,750	330
C162	Manufacture of products of wood, cork, straw and plaiting materials	13	2,549	53	353
C170	Manufacture of paper and paper products	7	298,573	78,639	90,580
C181	Printing and service activities related to printing	76	29,708	3,350	1,567
C201	Manufacture of basic chemicals	7	77,514	1,174	874
C210	Manufacture of pharmaceuticals, medicinal chemical and botanical products	S	S	S	S
C222	Manufacture of plastics products	9	10,037	1,181	414
C231	Manufacture of glass and glass products	6	1,072	222	262
C239	Manufacture of non-metallic mineral products, n.e.c.	38	6,477	149	2,993
C241	Manufacture of basic iron and steel	3	2,818	205	747
C242	Manufacture of basic precious and other non-ferrous metals	S	S	S	S
C243	Casting of metals	S	S	S	S
C251	Manufacture of structural metal products, tanks, reservoirs and steam generators	5	552	97	35
C259	Manufacture of other fabricated metal products; metal working service activities	38	2,938	178	389
C273	Manufacture of wiring and wiring devices	S	S	S	S
C282	Manufacture of special purpose machinery	S	S	S	S
C310	Manufacture of furniture	4	1,725	294	314

Table 5.2 Number of Establishments and Overhead Expense by Type for Manufacturing Establishments by Region and Industry Group: Philippines, 2018

(Values are in thousand PhP, except number of establishments. Details may not add-up to total due to rounding and/or statistical disclosure control.)

Continued

2009 PSIC Code	Region / Industry Description	Number of Establishments	Overhead Expense		
			Total	Materials and Supplies	Fuels, Lubricants, Oils and Greases
		(1)	(2)	(3)	(4)
C321	Manufacture of jewelry, bijouterie and related articles	5	525	12	256
C329	Other manufacturing, n.e.c.	12	5,633	480	2,570
C331	Repair of fabricated metal products, machinery and equipment	6	17,263	170	964
	IX – Zamboanga Peninsula	1,278	4,587,913	310,410	1,313,330
C101	Processing and preserving of meat	12	365,888	417	123
C102	Processing and preserving of fish, crustaceans and mollusks	29	2,206,008	128,581	865,117
C104	Manufacture of vegetable and animal oils and fats	6	127,904	12,391	10
C105	Manufacture of dairy products	4	535	209	16
C106	Manufacture of grain mill products, starches and starch products	133	131,628	10,849	31,277
C107	Manufacture of other food products	649	1,140,693	59,170	357,440
C108	Manufacture of prepared animal feeds	S	S	S	S
C110	Manufacture of beverages	151	136,690	4,401	18,829
C139	Manufacture of other textiles	S	S	S	S
C142	Custom tailoring and dressmaking	37	8,805	602	367
C161	Sawmilling and planing of wood	4	679	30	575
C162	Manufacture of products of wood, cork, straw and plaiting materials	S	S	S	S
C181	Printing and service activities related to printing	81	24,745	2,525	2,562
C221	Manufacture of rubber products	5	70,411	11,664	5,998
C222	Manufacture of plastics products	8	3,037	505	251
C231	Manufacture of glass and glass products	4	3,377	2,111	261
C239	Manufacture of non-metallic mineral products, n.e.c.	36	10,806	1,142	2,091
C241	Manufacture of basic iron and steel	5	5,282	169	143
C251	Manufacture of structural metal products, tanks, reservoirs and steam generators	12	4,009	144	352
C259	Manufacture of other fabricated metal products; metal working service activities	23	225,380	58,498	16,294
C310	Manufacture of furniture	26	8,759	1,255	1,727
C321	Manufacture of jewelry, bijouterie and related articles	S	S	S	S
C329	Other manufacturing, n.e.c.	4	478	-	-
C331	Repair of fabricated metal products, machinery and equipment	44	56,406	13,953	8,764
	X – Northern Mindanao	1,124	33,260,961	4,384,469	2,735,255
C101	Processing and preserving of meat	23	168,260	39,891	12,167
C102	Processing and preserving of fish, crustaceans and mollusks	S	S	S	S
C103	Processing and preserving of fruits and vegetables	15	7,079,348	217,594	3,713

Table 5.2 Number of Establishments and Overhead Expense by Type for Manufacturing Establishments by Region and Industry Group: Philippines, 2018

(Values are in thousand PhP, except number of establishments. Details may not add-up to total due to rounding and/or statistical disclosure control.)

Continued

2009 PSIC Code	Region / Industry Description	Number of Establishments	Overhead Expense		
			Total	Materials and Supplies	Fuels, Lubricants, Oils and Greases
		(1)	(2)	(3)	(4)
C104	Manufacture of vegetable and animal oils and fats	9	758,089	55,202	187,556
C105	Manufacture of dairy products	6	3,415	132	252
C106	Manufacture of grain mill products, starches and starch products	36	2,014,860	246,031	104,434
C107	Manufacture of other food products	409	2,445,129	286,385	173,598
C108	Manufacture of prepared animal feeds	7	12,862,459	1,790,130	1,535,108
C110	Manufacture of beverages	182	4,346,011	1,303,439	103,085
C131	Spinning, weaving and finishing of textiles	3	77	-	-
C139	Manufacture of other textiles	5	1,309	475	544
C141	Manufacture of wearing apparel, except fur apparel	10	9,581	6,789	583
C142	Custom tailoring and dressmaking	43	10,314	1,865	1,953
C152	Manufacture of footwear	4	17,924	13,496	180
C161	Sawmilling and planing of wood	15	132,615	1,324	25,045
C162	Manufacture of products of wood, cork, straw and plaiting materials	14	93,052	2,734	4,258
C170	Manufacture of paper and paper products	6	441,848	79,393	123,522
C181	Printing and service activities related to printing	92	71,016	26,814	4,911
C192	Manufacture of refined petroleum products	3	1,208	11	464
C201	Manufacture of basic chemicals	11	481,709	63,861	3,502
C202	Manufacture of other chemical products, n.e.c.	4	139,105	54,108	6,277
C210	Manufacture of pharmaceuticals, medicinal chemical and botanical products	S	S	S	S
C221	Manufacture of rubber products	S	S	S	S
C222	Manufacture of plastics products	22	114,561	17,406	962
C231	Manufacture of glass and glass products	3	809	1	16
C239	Manufacture of non-metallic mineral products, n.e.c.	38	1,165,153	22,085	183,154
C241	Manufacture of basic iron and steel	10	487,727	39,740	220,937
C243	Casting of metals	3	1,485	46	306
C251	Manufacture of structural metal products, tanks, reservoirs and steam generators	26	45,596	3,345	2,051
C259	Manufacture of other fabricated metal products; metal working service activities	17	13,121	136	589
C264	Manufacture of consumer electronics	S	S	S	S
C271	Manufacture of electric motors, generators, transformers and electricity distribution and control apparatus	S	S	S	S
C281	Manufacture of general purpose machinery	S	S	S	S
C282	Manufacture of special purpose machinery	S	S	S	S
C291	Manufacture of motor vehicles	3	629	-	-
C293	Manufacture of parts and accessories for motor vehicles	3	27	-	-
C310	Manufacture of furniture	39	31,204	15,359	2,208
C321	Manufacture of jewelry, bijouterie and related articles	S	S	S	S
C324	Manufacture of games and toys	S	S	S	S

Table 5.2 Number of Establishments and Overhead Expense by Type for Manufacturing Establishments by Region and Industry Group: Philippines, 2018

(Values are in thousand PhP, except number of establishments. Details may not add-up to total due to rounding and/or statistical disclosure control.)

Continued

2009 PSIC Code	Region / Industry Description	Number of Establishments	Overhead Expense		
			Total	Materials and Supplies	Fuels, Lubricants, Oils and Greases
		(1)	(2)	(3)	(4)
C329	Other manufacturing, n.e.c.	S	S	S	S
C331	Repair of fabricated metal products, machinery and equipment	49	236,521	89,256	19,354
XI – Davao Region		1,478	19,383,379	2,554,072	1,391,875
C101	Processing and preserving of meat	13	159,320	22,479	13,029
C102	Processing and preserving of fish, crustaceans and mollusks	5	351,366	237,947	50,836
C103	Processing and preserving of fruits and vegetables	13	181,032	44,565	23,039
C104	Manufacture of vegetable and animal oils and fats	17	1,857,729	397,169	123,946
C105	Manufacture of dairy products	5	3,683	52	207
C106	Manufacture of grain mill products, starches and starch products	131	383,026	36,491	42,614
C107	Manufacture of other food products	430	1,401,053	276,387	144,484
C108	Manufacture of prepared animal feeds	7	2,682,144	372,422	55,360
C110	Manufacture of beverages	270	2,115,178	141,859	190,419
C120	Manufacture of tobacco products	S	S	S	S
C139	Manufacture of other textiles	19	28,733	7,406	2,232
C141	Manufacture of wearing apparel, except fur apparel	23	10,563	1,751	1,159
C142	Custom tailoring and dressmaking	41	10,649	2,568	799
C152	Manufacture of footwear	5	15	-	-
C161	Sawmilling and planing of wood	3	23,114	4,330	1,742
C162	Manufacture of products of wood, cork, straw and plaiting materials	31	218,221	21,203	13,106
C170	Manufacture of paper and paper products	15	1,063,417	265,296	24,504
C181	Printing and service activities related to printing	123	385,511	67,305	15,178
C192	Manufacture of refined petroleum products	S	S	S	S
C201	Manufacture of basic chemicals	22	68,087	8,791	11,808
C202	Manufacture of other chemical products, n.e.c.	8	880,934	23,288	28,228
C210	Manufacture of pharmaceuticals, medicinal chemical and botanical products	8	193,999	2,700	905
C221	Manufacture of rubber products	4	1,354	85	-
C222	Manufacture of plastics products	42	1,304,346	456,284	106,851
C231	Manufacture of glass and glass products	4	10,411	-	1,120
C239	Manufacture of non-metallic mineral products, n.e.c.	46	3,405,653	88,052	479,393
C241	Manufacture of basic iron and steel	11	590,965	618	18,759
C242	Manufacture of basic precious and other non- ferrous metals	3	33,951	1,075	904
C243	Casting of metals	S	S	S	S
C251	Manufacture of structural metal products, tanks, reservoirs and steam generators	15	47,604	2,083	5,620
C252	Manufacture of weapons and ammunition	S	S	S	S

Table 5.2 Number of Establishments and Overhead Expense by Type for Manufacturing Establishments by Region and Industry Group: Philippines, 2018

(Values are in thousand PhP, except number of establishments. Details may not add-up to total due to rounding and/or statistical disclosure control.)

Continued

2009 PSIC Code	Region / Industry Description	Number of Establishments	Overhead Expense		
			Total	Materials and Supplies	Fuels, Lubricants, Oils and Greases
		(1)	(2)	(3)	(4)
C259	Manufacture of other fabricated metal products; metal working service activities	10	39,064	7,909	2,185
C265	Manufacture of measuring, testing, navigating and control equipment; watches and clocks	S	S	S	S
C271	Manufacture of electric motors, generators, transformers and electricity distribution and control apparatus	S	S	S	S
C275	Manufacture of domestic appliances	3	3,878	-	864
C281	Manufacture of general purpose machinery	4	14,492	24	87
C282	Manufacture of special purpose machinery	26	36,695	6,368	3,758
C291	Manufacture of motor vehicles	S	S	S	S
C293	Manufacture of parts and accessories for motor vehicles	3	38	-	38
C301	Building of ships and boats	S	S	S	S
C310	Manufacture of furniture	48	120,081	26,920	16,137
C321	Manufacture of jewelry, bijouterie and related articles	5	-	-	-
C329	Other manufacturing, n.e.c.	11	5,619	507	702
C331	Repair of fabricated metal products, machinery and equipment	44	82,724	26,272	10,112
	XII – SOCCSKSARGEN	1,220	11,440,785	1,894,329	538,623
C101	Processing and preserving of meat	6	133,175	18,983	3,655
C102	Processing and preserving of fish, crustaceans and mollusks	24	6,727,250	402,960	330,311
C103	Processing and preserving of fruits and vegetables	S	S	S	S
C104	Manufacture of vegetable and animal oils and fats	7	2,011,532	905,979	21,372
C105	Manufacture of dairy products	3	4,335	362	720
C106	Manufacture of grain mill products, starches and starch products	180	359,285	60,463	44,783
C107	Manufacture of other food products	390	616,970	90,914	57,892
C108	Manufacture of prepared animal feeds	3	106,945	22,601	3,732
C110	Manufacture of beverages	250	177,755	8,806	14,797
C131	Spinning, weaving and finishing of textiles	6	614	15	25
C139	Manufacture of other textiles	3	1,367	65	54
C141	Manufacture of wearing apparel, except fur apparel	13	5,535	500	129
C142	Custom tailoring and dressmaking	51	14,286	2,685	835
C161	Sawmilling and 639lanning of wood	7	2,184	186	463
C162	Manufacture of products of wood, cork, straw and plaiting materials	8	16,206	1,074	4,836
C170	Manufacture of paper and paper products	4	125,964	50,174	149
C181	Printing and service activities related to printing	107	107,737	25,175	4,749
C192	Manufacture of refined petroleum products	S	S	S	S

Table 5.2 Number of Establishments and Overhead Expense by Type for Manufacturing Establishments by Region and Industry Group: Philippines, 2018

(Values are in thousand PhP, except number of establishments. Details may not add-up to total due to rounding and/or statistical disclosure control.)

Continued

2009 PSIC Code	Region / Industry Description	Number of Establishments	Overhead Expense		
			Total	Materials and Supplies	Fuels, Lubricants, Oils and Greases
		(1)	(2)	(3)	(4)
C201	Manufacture of basic chemicals	10	36,365	9,590	918
C202	Manufacture of other chemical products, n.e.c.	S	S	S	S
C221	Manufacture of rubber products	S	S	S	S
C222	Manufacture of plastics products	S	S	S	S
C231	Manufacture of glass and glass products	S	S	S	S
C239	Manufacture of non-metallic mineral products, n.e.c.	32	11,182	1,482	2,500
C241	Manufacture of basic iron and steel	12	13,661	671	3,516
C243	Casting of metals	S	S	S	S
C251	Manufacture of structural metal products, tanks, reservoirs and steam generators	13	70,709	2,329	3,327
C259	Manufacture of other fabricated metal products; metal working service activities	42	303,236	93,811	13,103
C301	Building of ships and boats	S	S	S	S
C310	Manufacture of furniture	10	38,190	10,064	9,843
C323	Manufacture of sports goods	S	S	S	S
C331	Repair of fabricated metal products, machinery and equipment	29	429,015	176,791	9,996
	XIII – Caraga	1,050	9,985,208	1,794,295	615,364
C101	Processing and preserving of meat	9	35,600	8,009	3,964
C102	Processing and preserving of fish, crustaceans and mollusks	S	S	S	S
C103	Processing and preserving of fruits and vegetables	S	S	S	S
C104	Manufacture of vegetable and animal oils and fats	5	641,241	361,682	28,134
C106	Manufacture of grain mill products, starches and starch products	46	9,988	135	1,081
C107	Manufacture of other food products	498	492,985	141,975	64,437
C108	Manufacture of prepared animal feeds	4	1,905	1	-
C110	Manufacture of beverages	167	25,793	3,803	3,006
C139	Manufacture of other textiles	3	133	7	-
C141	Manufacture of wearing apparel, except fur apparel	3	1,132	343	50
C142	Custom tailoring and dressmaking	22	5,115	605	224
C161	Sawmilling and planing of wood	7	34,902	18,294	380
C162	Manufacture of products of wood, cork, straw and plaiting materials	10	762,271	367,122	12,624
C181	Printing and service activities related to printing	86	29,537	7,752	1,650
C201	Manufacture of basic chemicals	S	S	S	S
C202	Manufacture of other chemical products, n.e.c.	13	72,325	3,289	8,517
C231	Manufacture of glass and glass products	S	S	S	S
C239	Manufacture of non-metallic mineral products, n.e.c.	35	512,863	34,094	330,709
C241	Manufacture of basic iron and steel	3	3,178	383	568

Table 5.2 Number of Establishments and Overhead Expense by Type for Manufacturing Establishments by Region and Industry Group: Philippines, 2018

(Values are in thousand PhP, except number of establishments. Details may not add-up to total due to rounding and/or statistical disclosure control.)

Continued

2009 PSIC Code	Region / Industry Description	Number of Establishments	Overhead Expense		
			Total	Materials and Supplies	Fuels, Lubricants, Oils and Greases
		(1)	(2)	(3)	(4)
C242	Manufacture of basic precious and other non-ferrous metals	S	S	S	S
C259	Manufacture of other fabricated metal products; metal working service activities	32	19,304	677	1,516
C275	Manufacture of domestic appliances	3	83	34	17
C301	Building of ships and boats	S	S	S	S
C309	Manufacture of transport equipment, n.e.c.	7	1,553	176	-
C310	Manufacture of furniture	29	8,930	738	1,520
C321	Manufacture of jewelry, bijouterie and related articles	9	177	43	55
C324	Manufacture of games and toys	3	54	-	-
C329	Other manufacturing, n.e.c.	12	3,961	1,325	242
C331	Repair of fabricated metal products, machinery and equipment	34	42,112	11,669	5,285
	Autonomous Region in Muslim Mindanao	343	771,394	349,667	36,736
C104	Manufacture of vegetable and animal oils and fats	S	S	S	S
C106	Manufacture of grain mill products, starches and starch products	46	588,777	337,930	18,270
C107	Manufacture of other food products	83	33,973	2,446	4,599
C108	Manufacture of prepared animal feeds	3	263	123	93
C110	Manufacture of beverages	124	31,502	5,132	1,920
C142	Custom tailoring and dressmaking	22	1,212	279	83
C181	Printing and service activities related to printing	46	5,607	440	110
C221	Manufacture of rubber products	S	S	S	S
C239	Manufacture of non-metallic mineral products, n.e.c.	7	290	117	78
C251	Manufacture of structural metal products, tanks, reservoirs and steam generators	5	769	193	75
C310	Manufacture of furniture	5	25,043	2,713	3,353

Table 5.2 Number of Establishments and Overhead Expense by Type for Manufacturing Establishments by Region and Industry Group: Philippines, 2018

(Values are in thousand PhP, except number of establishments. Details may not add-up to total due to rounding and/or statistical disclosure control.)

Continued

2009 PSIC Code	Region / Industry Description	Overhead Expense			
		Electricity	Water	Industrial Service Done by Others	Non-Industrial Service Done by Others
		(5)	(6)	(7)	(8)
	Philippines	111,517,571	13,755,255	180,877,436	119,165,244
C101	Processing and preserving of meat	2,834,430	334,727	3,629,826	4,240,414
C102	Processing and preserving of fish, crustaceans and mollusks	1,420,621	237,382	5,031,456	1,921,247
C103	Processing and preserving of fruits and vegetables	1,150,760	99,440	1,332,607	670,747
C104	Manufacture of vegetable and animal oils and fats	2,664,224	178,746	2,226,359	1,070,004
C105	Manufacture of dairy products	615,060	197,699	610,595	8,208,824
C106	Manufacture of grain mill products, starches and starch products	3,231,403	453,224	1,036,918	1,113,479
C107	Manufacture of other food products	7,605,584	1,766,355	7,492,230	10,919,228
C108	Manufacture of prepared animal feeds	5,196,849	781,174	2,171,815	1,682,786
C110	Manufacture of beverages	3,621,800	888,366	3,443,773	2,975,210
C120	Manufacture of tobacco products	395,654	17,632	490,287	991,965
C131	Spinning, weaving and finishing of textiles	905,440	311,051	344,449	112,043
C139	Manufacture of other textiles	472,088	122,906	348,881	141,912
C141	Manufacture of wearing apparel, except fur apparel	801,402	132,327	3,266,044	1,580,601
C142	Custom tailoring and dressmaking	46,057	8,183	15,809	71,591
C143	Manufacture of knitted and crocheted apparel	131,572	17,406	162,801	118,342
C151	Tanning and dressing of leather; manufacture of luggage and handbags	457,958	50,186	342,349	603,346
C152	Manufacture of footwear	277,452	36,073	74,879	266,382
C161	Sawmilling and planing of wood	93,952	33,523	30,139	4,419
C162	Manufacture of products of wood, cork, straw and plaiting materials	946,309	101,402	386,627	723,817
C170	Manufacture of paper and paper products	3,392,625	574,031	1,840,936	2,300,148
C181	Printing and service activities related to printing	712,484	138,201	956,895	958,047
C182	Reproduction of recorded media	19,626	2,623	40,782	9,659
C192	Manufacture of refined petroleum products	2,261,755	192,423	388,697	8,273,838
C199	Manufacture of other fuel products	1,998	89	65,843	158,332
C201	Manufacture of basic chemicals	2,035,137	167,917	1,826,927	1,952,806
C202	Manufacture of other chemical products, n.e.c.	1,828,355	318,614	4,742,139	12,363,222
C203	Manufacture of man-made fibers	S	S	S	S
C210	Manufacture of pharmaceuticals, medicinal chemical and botanical products	818,650	189,444	4,589,041	1,297,501
C221	Manufacture of rubber products	1,288,973	72,812	1,093,925	742,657
C222	Manufacture of plastics products	6,391,863	964,186	2,493,959	2,046,601
C231	Manufacture of glass and glass products	856,527	57,563	436,001	200,385
C239	Manufacture of non-metallic mineral products, n.e.c.	13,215,417	508,483	7,982,491	4,845,513
C241	Manufacture of basic iron and steel	7,666,772	1,036,488	1,220,230	2,456,225
C242	Manufacture of basic precious and other non-ferrous metals	1,760,706	65,524	6,479,109	1,548,645
C243	Casting of metals	637,787	114,112	329,918	249,632

Table 5.2 Number of Establishments and Overhead Expense by Type for Manufacturing Establishments by Region and Industry Group: Philippines, 2018*(Values are in thousand PhP, except number of establishments. Details may not add-up to total due to rounding and/or statistical disclosure control.)**Continued*

2009 PSIC Code	Region / Industry Description	Overhead Expense			
		Electricity	Water	Industrial Service Done by Others	Non-Industrial Service Done by Others
		(5)	(6)	(7)	(8)
C251	Manufacture of structural metal products, tanks, reservoirs and steam generators	361,803	65,718	745,688	880,096
C252	Manufacture of weapons and ammunition	23,054	3,645	28,555	7,513
C259	Manufacture of other fabricated metal products; metal working service activities	1,987,805	235,608	2,220,798	1,460,550
C261	Manufacture of electronic components	19,059,835	1,650,014	23,058,132	12,060,718
C262	Manufacture of computers and peripheral equipment and accessories	1,790,813	243,815	567,247	4,110,014
C263	Manufacture of communication equipment	133,600	10,180	187,254	180,022
C264	Manufacture of consumer electronics	558,759	44,153	720,067	275,801
C265	Manufacture of measuring, testing, navigating and control equipment; watches and clocks	144,060	11,424	6,793	101,035
C267	Manufacture of optical instruments and photographic equipment	503,571	24,438	609,018	314,256
C271	Manufacture of electric motors, generators, transformers and electricity distribution and control apparatus	290,201	27,709	458,898	453,173
C272	Manufacture of batteries and accumulators	319,203	135,639	1,412,729	78,823
C273	Manufacture of wiring and wiring devices	414,691	57,607	541,467	341,998
C274	Manufacture of electric lighting equipment	373,909	14,995	107,630	340,651
C275	Manufacture of domestic appliances	86,660	11,734	117,868	159,210
C279	Manufacture of other electrical equipment	667,507	54,493	3,170,674	2,058,854
C281	Manufacture of general purpose machinery	684,128	39,014	1,840,224	1,707,652
C282	Manufacture of special purpose machinery	682,238	88,209	1,147,443	663,682
C291	Manufacture of motor vehicles	117,406	15,490	495,766	848,872
C292	Manufacture of bodies (coachwork) for motor vehicles; manufacture of trailers and semi-trailers	19,812	3,878	175,345	49,824
C293	Manufacture of parts and accessories for motor vehicles	2,624,889	305,260	3,910,034	3,209,243
C301	Building of ships and boats	1,319,943	14,138	56,445,804	4,184,333
C302	Manufacture of railway locomotive and rolling stock	S	S	S	S
C303	Manufacture of air and spacecraft and related machinery	428,095	24,650	486,724	3,594,538
C309	Manufacture of transport equipment, n.e.c.	338,532	49,981	746,564	2,259,016
C310	Manufacture of furniture	650,618	164,119	1,429,048	794,935
C321	Manufacture of jewelry, bijouterie and related articles	23,855	8,440	106,724	51,347
C322	Manufacture of musical instruments	2,275	286	144	4,386
C323	Manufacture of sports goods	136,706	1,915	448,851	94,487
C324	Manufacture of games and toys	98,056	19,981	110,874	127,045
C325	Manufacture of medical and dental instruments and supplies	1,258,327	164,754	2,224,628	653,751
C329	Other manufacturing, n.e.c.	100,453	14,936	465,481	158,864
C331	Repair of fabricated metal products, machinery and equipment	533,877	77,104	9,963,607	1,092,357
C332	Installation of industrial machinery and equipment	4,520	780	2,276	28,629

Table 5.2 Number of Establishments and Overhead Expense by Type for Manufacturing Establishments by Region and Industry Group: Philippines, 2018

(Values are in thousand PhP, except number of establishments. Details may not add-up to total due to rounding and/or statistical disclosure control.)

Continued

2009 PSIC Code	Region / Industry Description	Overhead Expense			
		Electricity	Water	Industrial Service Done by Others	Non-Industrial Service Done by Others
		(5)	(6)	(7)	(8)
	National Capital Region	19,328,154	4,081,194	26,688,023	23,935,461
C101	Processing and preserving of meat	273,919	105,310	735,764	1,462,688
C102	Processing and preserving of fish, crustaceans and mollusks	251,009	38,011	188,963	625,019
C103	Processing and preserving of fruits and vegetables	46,410	16,323	112,752	48,982
C104	Manufacture of vegetable and animal oils and fats	1,027,614	42,886	572,941	102,024
C105	Manufacture of dairy products	217,532	20,596	418,014	45,173
C106	Manufacture of grain mill products, starches and starch products	1,076,291	68,632	256,388	684,047
C107	Manufacture of other food products	2,155,273	701,201	2,094,764	2,867,583
C108	Manufacture of prepared animal feeds	204,247	62,123	759,800	311,019
C110	Manufacture of beverages	1,202,359	339,431	1,001,592	220,958
C120	Manufacture of tobacco products	181,498	7,934	354,153	865,777
C131	Spinning, weaving and finishing of textiles	168,038	48,206	29,064	21,010
C139	Manufacture of other textiles	329,735	63,467	193,389	74,696
C141	Manufacture of wearing apparel, except fur apparel	165,306	42,198	1,092,712	283,492
C142	Custom tailoring and dressmaking	16,089	4,146	849	25,313
C143	Manufacture of knitted and crocheted apparel	42,004	8,626	82,395	11,621
C151	Tanning and dressing of leather; manufacture of luggage and handbags	8,040	1,775	4,328	7,440
C152	Manufacture of footwear	54,313	14,795	9,130	18,121
C161	Sawmilling and planing of wood	16,865	1,772	56	1,753
C162	Manufacture of products of wood, cork, straw and plaiting materials	15,503	3,638	10,256	12,894
C170	Manufacture of paper and paper products	1,051,801	254,715	884,027	561,971
C181	Printing and service activities related to printing	394,876	93,093	673,842	516,673
C192	Manufacture of refined petroleum products	1,532	222	3,020	4,677
C199	Manufacture of other fuel products	S	S	S	S
C201	Manufacture of basic chemicals	148,507	49,726	180,752	146,559
C202	Manufacture of other chemical products, n.e.c.	935,210	213,838	2,097,417	9,903,880
C203	Manufacture of man-made fibers	S	S	S	S
C210	Manufacture of pharmaceuticals, medicinal chemical and botanical products	160,255	17,661	3,610,221	846,089
C221	Manufacture of rubber products	351,052	30,526	257,166	57,959
C222	Manufacture of plastics products	2,924,365	586,016	883,141	635,241
C231	Manufacture of glass and glass products	256,182	41,147	198,199	91,597
C239	Manufacture of non-metallic mineral products, n.e.c.	111,334	26,624	133,340	243,550
C241	Manufacture of basic iron and steel	2,081,112	536,944	259,298	91,327
C242	Manufacture of basic precious and other non-ferrous metals	83,731	1,925	82,518	34,378
C243	Casting of metals	56,600	11,322	25,126	25,587
C251	Manufacture of structural metal products, tanks, reservoirs and steam generators	111,190	26,543	227,050	308,430

Table 5.2 Number of Establishments and Overhead Expense by Type for Manufacturing Establishments by Region and Industry Group: Philippines, 2018

(Values are in thousand PhP, except number of establishments. Details may not add-up to total due to rounding and/or statistical disclosure control.)

Continued

2009 PSIC Code	Region / Industry Description	Overhead Expense			
		Electricity	Water	Industrial Service Done by Others	Non-Industrial Service Done by Others
		(5)	(6)	(7)	(8)
C252	Manufacture of weapons and ammunition	18,070	3,608	28,270	5,289
C259	Manufacture of other fabricated metal products; metal working service activities	655,056	76,020	564,157	385,539
C261	Manufacture of electronic components	1,462,378	271,502	1,344,960	795,896
C262	Manufacture of computers and peripheral equipment and accessories	S	S	S	S
C264	Manufacture of consumer electronics	11,248	2,902	36	6,980
C265	Manufacture of measuring, testing, navigating and control equipment; watches and clocks	4,244	321	2,202	2,742
C267	Manufacture of optical instruments and photographic equipment	S	S	S	S
C271	Manufacture of electric motors, generators, transformers and electricity distribution and control apparatus	5,927	2,359	1,321	28,908
C272	Manufacture of batteries and accumulators	S	S	S	S
C273	Manufacture of wiring and wiring devices	161,206	34,698	76,662	39,518
C274	Manufacture of electric lighting equipment	5,464	1,248	2,332	2,690
C275	Manufacture of domestic appliances	51,142	5,057	21,011	45,318
C279	Manufacture of other electrical equipment	8,033	2,332	315	3,456
C281	Manufacture of general purpose machinery	68,733	11,899	196,612	124,732
C282	Manufacture of special purpose machinery	48,386	8,522	18,483	24,013
C291	Manufacture of motor vehicles	2,442	459	2,869	2,551
C292	Manufacture of bodies (coachwork) for motor vehicles; manufacture of trailers and semi-trailers	11,188	2,879	20,711	23,844
C293	Manufacture of parts and accessories for motor vehicles	13,333	1,655	4,466	179,234
C301	Building of ships and boats	4,094	886	3,406	4,262
C303	Manufacture of air and spacecraft and related machinery	S	S	S	S
C309	Manufacture of transport equipment, n.e.c.	40,441	4,829	2,030	26,520
C310	Manufacture of furniture	298,331	108,338	1,217,088	200,004
C321	Manufacture of jewelry, bijouterie and related articles	1,212	214	2,942	4,471
C322	Manufacture of musical instruments	S	S	S	S
C323	Manufacture of sports goods	11,808	333	215,530	29,545
C324	Manufacture of games and toys	18,722	4,611	11,311	8,179
C325	Manufacture of medical and dental instruments and supplies	19,163	1,011	3,839	39,831
C329	Other manufacturing, n.e.c.	28,787	7,449	83,992	15,541
C331	Repair of fabricated metal products, machinery and equipment	213,252	40,057	5,421,474	633,740
C332	Installation of industrial machinery and equipment	917	236	671	2,204
	Cordillera Administrative Region	1,192,387	56,745	945,275	867,149
C101	Processing and preserving of meat	7,809	2,882	-	-

Table 5.2 Number of Establishments and Overhead Expense by Type for Manufacturing Establishments by Region and Industry Group: Philippines, 2018

(Values are in thousand PhP, except number of establishments. Details may not add-up to total due to rounding and/or statistical disclosure control.)

Continued

2009 PSIC Code	Region / Industry Description	Overhead Expense			
		Electricity	Water	Industrial Service Done by Others	Non-Industrial Service Done by Others
		(5)	(6)	(7)	(8)
C102	Processing and preserving of fish, crustaceans and mollusks	563	193	783	282
C103	Processing and preserving of fruits and vegetables	1,056	262	48,496	1,188
C105	Manufacture of dairy products	S	S	S	S
C106	Manufacture of grain mill products, starches and starch products	326	3	62	-
C107	Manufacture of other food products	23,615	4,592	14,748	34,251
C110	Manufacture of beverages	23,002	1,066	16,286	5,073
C131	Spinning, weaving and finishing of textiles	447	121	10	2,206
C139	Manufacture of other textiles	1,503	366	6,921	7,048
C141	Manufacture of wearing apparel, except fur apparel	S	S	S	S
C142	Custom tailoring and dressmaking	1,295	549	3,324	3,188
C162	Manufacture of products of wood, cork, straw and plaiting materials	121	5	241	203
C181	Printing and service activities related to printing	1,916	316	2,971	7,913
C201	Manufacture of basic chemicals	197	84	-	-
C221	Manufacture of rubber products	6	5	2	87
C222	Manufacture of plastics products	S	S	S	S
C231	Manufacture of glass and glass products	S	S	S	S
C239	Manufacture of non-metallic mineral products, n.e.c.	3,875	388	1,150	2,156
C241	Manufacture of basic iron and steel	3,884	971	-	-
C251	Manufacture of structural metal products, tanks, reservoirs and steam generators	260	59	230	873
C259	Manufacture of other fabricated metal products; metal working service activities	454	99	1,807	-
C261	Manufacture of electronic components	S	S	S	S
C303	Manufacture of air and spacecraft and related machinery	S	S	S	S
C310	Manufacture of furniture	485	140	1,258	1,850
C321	Manufacture of jewelry, bijouterie and related articles	S	S	S	S
I – Ilocos Region		2,181,180	385,110	1,631,767	1,511,757
C101	Processing and preserving of meat	81,205	121	325,986	15,356
C102	Processing and preserving of fish, crustaceans and mollusks	54,672	271	156,668	6,801
C103	Processing and preserving of fruits and vegetables	3,664	3	4,924	255
C105	Manufacture of dairy products	S	S	S	S
C106	Manufacture of grain mill products, starches and starch products	25,278	7,473	859	615
C107	Manufacture of other food products	256,317	11,098	80,546	92,390
C108	Manufacture of prepared animal feeds	49	33	-	-
C110	Manufacture of beverages	12,985	1,590	264,798	371,223

Table 5.2 Number of Establishments and Overhead Expense by Type for Manufacturing Establishments by Region and Industry Group: Philippines, 2018

(Values are in thousand PhP, except number of establishments. Details may not add-up to total due to rounding and/or statistical disclosure control.)

Continued

2009 PSIC Code	Region / Industry Description	Overhead Expense			
		Electricity	Water	Industrial Service Done by Others	Non-Industrial Service Done by Others
		(5)	(6)	(7)	(8)
C120	Manufacture of tobacco products	S	S	S	S
C131	Spinning, weaving and finishing of textiles	76	16	70	25
C141	Manufacture of wearing apparel, except fur apparel	154	14	28	-
C142	Custom tailoring and dressmaking	1,307	67	363	2,503
C152	Manufacture of footwear	93	15	-	372
C162	Manufacture of products of wood, cork, straw and plaiting materials	452	107	-	386
C170	Manufacture of paper and paper products	10,976	2,744	10,992	94,854
C181	Printing and service activities related to printing	8,656	430	3,457	16,963
C201	Manufacture of basic chemicals	294	71	467	171
C210	Manufacture of pharmaceuticals, medicinal chemical and botanical products	S	S	S	S
C221	Manufacture of rubber products	53	13	19	87
C231	Manufacture of glass and glass products	-	-	-	-
C239	Manufacture of non-metallic mineral products, n.e.c.	1,714,319	359,608	770,168	894,447
C241	Manufacture of basic iron and steel	5,153	564	5,882	2,693
C251	Manufacture of structural metal products, tanks, reservoirs and steam generators	1,428	216	3,728	5,405
C259	Manufacture of other fabricated metal products; metal working service activities	207	43	865	64
C273	Manufacture of wiring and wiring devices	S	S	S	S
C282	Manufacture of special purpose machinery	S	S	S	S
C292	Manufacture of bodies (coachwork) for motor vehicles; manufacture of trailers and semi-trailers	119	14	8	-
C293	Manufacture of parts and accessories for motor vehicles	49	7	-	-
C309	Manufacture of transport equipment, n.e.c.	673	77	-	296
C321	Manufacture of jewelry, bijouterie and related articles	S	S	S	S
C324	Manufacture of games and toys	S	S	S	S
C329	Other manufacturing, n.e.c.	714	55	212	824
C331	Repair of fabricated metal products, machinery and equipment	1,112	113	945	363
	II – Cagayan Valley	531,972	57,629	363,802	564,400
C101	Processing and preserving of meat	11,951	6,799	13,554	924
C102	Processing and preserving of fish, crustaceans and mollusks	56	24	-	-
C103	Processing and preserving of fruits and vegetables	29	9	167	119
C104	Manufacture of vegetable and animal oils and fats	S	S	S	S
C105	Manufacture of dairy products	234	51	53	18
C106	Manufacture of grain mill products, starches and starch products	325,689	27,193	112,825	3,816

Table 5.2 Number of Establishments and Overhead Expense by Type for Manufacturing Establishments by Region and Industry Group: Philippines, 2018

(Values are in thousand PhP, except number of establishments. Details may not add-up to total due to rounding and/or statistical disclosure control.)

Continued

2009 PSIC Code	Region / Industry Description	Overhead Expense			
		Electricity	Water	Industrial Service Done by Others	Non-Industrial Service Done by Others
		(5)	(6)	(7)	(8)
C107	Manufacture of other food products	28,979	11,897	5,986	33,770
C108	Manufacture of prepared animal feeds	8,178	4,048	56,219	5,657
C110	Manufacture of beverages	130,903	4,649	100,372	462,365
C120	Manufacture of tobacco products	10,833	-	5,517	11,877
C131	Spinning, weaving and finishing of textiles	142	8	34	328
C139	Manufacture of other textiles	250	107	-	-
C142	Custom tailoring and dressmaking	850	374	377	145
C151	Tanning and dressing of leather; manufacture of luggage and handbags	36	20	60	181
C162	Manufacture of products of wood, cork, straw and plaiting materials	65	17	-	-
C181	Printing and service activities related to printing	4,834	873	3,706	3,780
C182	Reproduction of recorded media	139	60	-	362
C199	Manufacture of other fuel products	S	S	S	S
C201	Manufacture of basic chemicals	S	S	S	S
C222	Manufacture of plastics products	43	24	-	-
C239	Manufacture of non-metallic mineral products, n.e.c.	1,349	333	484	951
C241	Manufacture of basic iron and steel	85	17	36	284
C251	Manufacture of structural metal products, tanks, reservoirs and steam generators	387	49	130	770
C252	Manufacture of weapons and ammunition	S	S	S	S
C259	Manufacture of other fabricated metal products; metal working service activities	1,823	576	156	246
C279	Manufacture of other electrical equipment	2,482	-	-	-
C282	Manufacture of special purpose machinery	441	180	-	4,482
C310	Manufacture of furniture	1,338	51	1,108	2,296
C321	Manufacture of jewelry, bijouterie and related articles	70	27	-	-
C329	Other manufacturing, n.e.c.	S	S	S	S
C331	Repair of fabricated metal products, machinery and equipment	260	83	110	483
III – Central Luzon		24,319,459	2,367,307	71,840,714	16,998,812
C101	Processing and preserving of meat	624,193	70,107	1,507,552	308,480
C102	Processing and preserving of fish, crustaceans and mollusks	69,324	12,337	15,222	13,058
C103	Processing and preserving of fruits and vegetables	45,423	8,632	97,435	16,117
C104	Manufacture of vegetable and animal oils and fats	132	16	2,323	-
C105	Manufacture of dairy products	94,689	5,006	75,373	17,881
C106	Manufacture of grain mill products, starches and starch products	451,875	60,862	121,838	51,345
C107	Manufacture of other food products	1,416,283	278,278	986,376	2,115,212
C108	Manufacture of prepared animal feeds	716,057	145,634	587,602	221,087
C110	Manufacture of beverages	385,660	40,708	538,165	124,648
C120	Manufacture of tobacco products	S	S	S	S

Table 5.2 Number of Establishments and Overhead Expense by Type for Manufacturing Establishments by Region and Industry Group: Philippines, 2018

(Values are in thousand PhP, except number of establishments. Details may not add-up to total due to rounding and/or statistical disclosure control.)

Continued

2009 PSIC Code	Region / Industry Description	Overhead Expense			
		Electricity	Water	Industrial Service Done by Others	Non-Industrial Service Done by Others
		(5)	(6)	(7)	(8)
C131	Spinning, weaving and finishing of textiles	528,785	218,970	63,256	51,205
C139	Manufacture of other textiles	50,989	951	108,395	16,745
C141	Manufacture of wearing apparel, except fur apparel	112,267	37,619	113,955	179,934
C142	Custom tailoring and dressmaking	2,631	455	2,035	1,023
C143	Manufacture of knitted and crocheted apparel	13,204	598	48,632	16,111
C151	Tanning and dressing of leather; manufacture of luggage and handbags	221,919	14,953	18,360	150,200
C152	Manufacture of footwear	40,589	4,007	7,251	46,062
C161	Sawmilling and planing of wood	S	S	S	S
C162	Manufacture of products of wood, cork, straw and plaiting materials	111,131	6,738	1,517	85,302
C170	Manufacture of paper and paper products	1,317,047	154,581	287,856	432,815
C181	Printing and service activities related to printing	11,290	2,649	8,298	9,662
C192	Manufacture of refined petroleum products	2,090,216	181,793	368,934	2,817,778
C201	Manufacture of basic chemicals	616,454	38,567	80,564	65,140
C202	Manufacture of other chemical products, n.e.c.	108,667	37,751	22,846	70,202
C210	Manufacture of pharmaceuticals, medicinal chemical and botanical products	120,305	15,437	167,138	46,527
C221	Manufacture of rubber products	407,952	25,438	598,413	404,762
C222	Manufacture of plastics products	843,939	167,108	197,608	132,869
C231	Manufacture of glass and glass products	36,576	1,472	17,750	62,316
C239	Manufacture of non-metallic mineral products, n.e.c.	5,493,786	21,675	2,561,403	1,088,190
C241	Manufacture of basic iron and steel	2,390,291	326,462	144,842	1,300,129
C242	Manufacture of basic precious and other non-ferrous metals	25,250	4,809	4,601	2,997
C243	Casting of metals	17,408	7,418	10,798	3,064
C251	Manufacture of structural metal products, tanks, reservoirs and steam generators	56,262	4,936	41,880	32,600
C259	Manufacture of other fabricated metal products; metal working service activities	156,217	30,736	122,506	100,764
C261	Manufacture of electronic components	2,802,207	184,719	1,824,933	1,298,898
C262	Manufacture of computers and peripheral equipment and accessories	738,137	36,883	78,904	80,644
C263	Manufacture of communication equipment	S	S	S	S
C264	Manufacture of consumer electronics	3,777	225	273	2,650
C265	Manufacture of measuring, testing, navigating and control equipment; watches and clocks	5,914	327	55	14,389
C271	Manufacture of electric motors, generators, transformers and electricity distribution and control apparatus	5,543	719	26,224	10,611
C272	Manufacture of batteries and accumulators	S	S	S	S
C273	Manufacture of wiring and wiring devices	98,227	6,103	105,839	36,328
C274	Manufacture of electric lighting equipment	16,228	3,250	2,339	19,509
C275	Manufacture of domestic appliances	3,347	1,435	-	41,152
C279	Manufacture of other electrical equipment	13,084	2,185	11,902	32,394
C281	Manufacture of general purpose machinery	38,546	3,396	364,463	614,930

Table 5.2 Number of Establishments and Overhead Expense by Type for Manufacturing Establishments by Region and Industry Group: Philippines, 2018

(Values are in thousand PhP, except number of establishments. Details may not add-up to total due to rounding and/or statistical disclosure control.)

Continued

2009 PSIC Code	Region / Industry Description	Overhead Expense			
		Electricity	Water	Industrial Service Done by Others	Non-Industrial Service Done by Others
		(5)	(6)	(7)	(8)
C282	Manufacture of special purpose machinery	8,603	1,740	5,652	9,605
C291	Manufacture of motor vehicles	677	290	4,214	15,501
C292	Manufacture of bodies (coachwork) for motor vehicles; manufacture of trailers and semi-trailers	S	S	S	S
C293	Manufacture of parts and accessories for motor vehicles	322,014	10,255	214,159	350,067
C301	Building of ships and boats	S	S	S	S
C303	Manufacture of air and spacecraft and related machinery	26,719	9,795	9,532	42,977
C309	Manufacture of transport equipment, n.e.c.	1,998	345	3,218	564
C310	Manufacture of furniture	50,655	12,284	31,287	43,011
C321	Manufacture of jewelry, bijouterie and related articles	4,624	654	479	4,873
C322	Manufacture of musical instruments	S	S	S	S
C323	Manufacture of sports goods	101,412	348	145,516	19,392
C324	Manufacture of games and toys	6,750	1,408	2,158	64,741
C325	Manufacture of medical and dental instruments and supplies	227,188	18,404	345,450	77,443
C329	Other manufacturing, n.e.c.	27,887	3,037	203,631	82,262
C331	Repair of fabricated metal products, machinery and equipment	65,821	3,199	3,715,226	245,521
C332	Installation of industrial machinery and equipment	S	S	S	S
IVA – CALABARZON		38,490,983	3,944,075	49,644,589	55,193,138
C101	Processing and preserving of meat	1,294,548	100,401	631,911	2,257,027
C102	Processing and preserving of fish, crustaceans and mollusks	123,189	9,193	79,870	110,285
C103	Processing and preserving of fruits and vegetables	82,214	11,190	121,968	25,747
C104	Manufacture of vegetable and animal oils and fats	415,536	34,260	525,349	56,788
C105	Manufacture of dairy products	295,445	170,695	115,501	8,133,186
C106	Manufacture of grain mill products, starches and starch products	106,017	10,471	44,447	115,012
C107	Manufacture of other food products	1,734,971	326,838	2,375,448	2,776,776
C108	Manufacture of prepared animal feeds	98,619	8,757	119,021	47,217
C110	Manufacture of beverages	769,771	266,880	562,516	862,404
C120	Manufacture of tobacco products	67,385	2,699	125,445	90,288
C131	Spinning, weaving and finishing of textiles	200,187	43,315	250,858	27,380
C139	Manufacture of other textiles	62,098	7,713	23,093	29,066
C141	Manufacture of wearing apparel, except fur apparel	268,550	28,298	836,254	821,735
C142	Custom tailoring and dressmaking	5,142	378	3,071	7,086
C143	Manufacture of knitted and crocheted apparel	76,364	8,183	31,773	90,610
C151	Tanning and dressing of leather; manufacture of luggage and handbags	222,004	33,134	319,272	441,054
C152	Manufacture of footwear	103,913	7,346	20,537	73,653

Table 5.2 Number of Establishments and Overhead Expense by Type for Manufacturing Establishments by Region and Industry Group: Philippines, 2018

(Values are in thousand PhP, except number of establishments. Details may not add-up to total due to rounding and/or statistical disclosure control.)

Continued

2009 PSIC Code	Region / Industry Description	Overhead Expense			
		Electricity	Water	Industrial Service Done by Others	Non-Industrial Service Done by Others
		(5)	(6)	(7)	(8)
C161	Sawmilling and planing of wood	S	S	S	S
C162	Manufacture of products of wood, cork, straw and plaiting materials	543,842	41,031	333,929	420,103
C170	Manufacture of paper and paper products	705,950	112,460	395,934	533,442
C181	Printing and service activities related to printing	138,339	19,848	141,790	217,139
C182	Reproduction of recorded media	S	S	S	S
C192	Manufacture of refined petroleum products	S	S	S	S
C199	Manufacture of other fuel products	S	S	S	S
C201	Manufacture of basic chemicals	1,017,933	47,434	1,091,142	971,726
C202	Manufacture of other chemical products, n.e.c.	613,080	52,684	2,368,359	1,909,557
C210	Manufacture of pharmaceuticals, medicinal chemical and botanical products	510,081	145,900	699,514	375,553
C221	Manufacture of rubber products	317,363	11,270	212,669	129,201
C222	Manufacture of plastics products	1,902,777	148,571	1,278,635	1,160,465
C231	Manufacture of glass and glass products	465,528	1,668	174,207	17,884
C239	Manufacture of non-metallic mineral products, n.e.c.	2,412,919	66,282	2,524,422	616,416
C241	Manufacture of basic iron and steel	2,126,495	33,475	571,456	784,458
C242	Manufacture of basic precious and other non-ferrous metals	32,159	5,466	6,516	47,202
C243	Casting of metals	453,811	86,795	274,609	202,842
C251	Manufacture of structural metal products, tanks, reservoirs and steam generators	156,927	21,301	454,165	354,322
C252	Manufacture of weapons and ammunition	S	S	S	S
C259	Manufacture of other fabricated metal products; metal working service activities	874,824	101,812	1,320,451	822,808
C261	Manufacture of electronic components	12,237,850	999,282	15,513,504	8,968,133
C262	Manufacture of computers and peripheral equipment and accessories	1,015,979	202,230	467,203	4,004,017
C263	Manufacture of communication equipment	31,404	2,712	110,061	73,028
C264	Manufacture of consumer electronics	451,948	39,141	666,324	182,353
C265	Manufacture of measuring, testing, navigating and control equipment; watches and clocks	15,515	4,589	3,160	30,764
C267	Manufacture of optical instruments and photographic equipment	257,715	6,987	402,474	128,493
C271	Manufacture of electric motors, generators, transformers and electricity distribution and control apparatus	247,749	23,438	427,578	343,117
C272	Manufacture of batteries and accumulators	S	S	S	S
C273	Manufacture of wiring and wiring devices	148,745	16,374	358,074	257,418
C274	Manufacture of electric lighting equipment	333,713	10,133	101,991	301,981
C275	Manufacture of domestic appliances	24,465	4,264	96,359	56,707
C279	Manufacture of other electrical equipment	558,030	48,301	3,132,063	1,591,671
C281	Manufacture of general purpose machinery	530,179	18,655	1,233,197	944,492
C282	Manufacture of special purpose machinery	612,660	75,960	1,099,408	607,745
C291	Manufacture of motor vehicles	82,329	12,777	485,854	755,692

Table 5.2 Number of Establishments and Overhead Expense by Type for Manufacturing Establishments by Region and Industry Group: Philippines, 2018

(Values are in thousand PhP, except number of establishments. Details may not add-up to total due to rounding and/or statistical disclosure control.)

Continued

2009 PSIC Code	Region / Industry Description	Overhead Expense			
		Electricity	Water	Industrial Service Done by Others	Non-Industrial Service Done by Others
		(5)	(6)	(7)	(8)
C292	Manufacture of bodies (coachwork) for motor vehicles; manufacture of trailers and semi-trailers	8,105	961	154,626	25,981
C293	Manufacture of parts and accessories for motor vehicles	1,999,637	287,487	3,672,811	2,436,818
C301	Building of ships and boats	4,572	566	-	2,535
C302	Manufacture of railway locomotive and rolling stock	S	S	S	S
C303	Manufacture of air and spacecraft and related machinery	S	S	S	S
C309	Manufacture of transport equipment, n.e.c.	211,555	33,773	684,993	1,926,944
C310	Manufacture of furniture	71,393	13,161	81,581	253,274
C321	Manufacture of jewelry, bijouterie and related articles	3,246	977	4,973	4,537
C322	Manufacture of musical instruments	S	S	S	S
C323	Manufacture of sports goods	15,515	1,155	85,879	41,265
C324	Manufacture of games and toys	37,268	5,480	58,101	21,602
C325	Manufacture of medical and dental instruments and supplies	905,233	136,194	1,673,701	480,375
C329	Other manufacturing, n.e.c.	15,976	2,193	166,551	35,433
C331	Repair of fabricated metal products, machinery and equipment	123,078	15,045	612,973	139,774
C332	Installation of industrial machinery and equipment	S	S	S	S
	MIMAROPA	287,489	45,962	1,917,309	268,459
C101	Processing and preserving of meat	256	-	116	2,227
C102	Processing and preserving of fish, crustaceans and mollusks	S	S	S	S
C103	Processing and preserving of fruits and vegetables	S	S	S	S
C104	Manufacture of vegetable and animal oils and fats	16,440	4,024	44	19,030
C105	Manufacture of dairy products	91	23	9	86
C106	Manufacture of grain mill products, starches and starch products	93,784	11,366	29,857	79,065
C107	Manufacture of other food products	136,857	14,710	14,491	52,483
C110	Manufacture of beverages	14,239	14,735	1,489	5,163
C131	Spinning, weaving and finishing of textiles	21	5	-	84
C141	Manufacture of wearing apparel, except fur apparel	299	120	-	896
C142	Custom tailoring and dressmaking	1,501	25	-	113
C151	Tanning and dressing of leather; manufacture of luggage and handbags	-	-	59	-
C161	Sawmilling and planing of wood	80	-	74	193
C162	Manufacture of products of wood, cork, straw and plaiting materials	288	59	1,313	-

Table 5.2 Number of Establishments and Overhead Expense by Type for Manufacturing Establishments by Region and Industry Group: Philippines, 2018

(Values are in thousand PhP, except number of establishments. Details may not add-up to total due to rounding and/or statistical disclosure control.)

Continued

2009 PSIC Code	Region / Industry Description	Overhead Expense			
		Electricity	Water	Industrial Service Done by Others	Non-Industrial Service Done by Others
		(5)	(6)	(7)	(8)
C181	Printing and service activities related to printing	11,947	306	3,783	4,728
C201	Manufacture of basic chemicals	63	14	-	217
C202	Manufacture of other chemical products, n.e.c.	S	S	S	S
C210	Manufacture of pharmaceuticals, medicinal chemical and botanical products	S	S	S	S
C222	Manufacture of plastics products	421	11	5	-
C239	Manufacture of non-metallic mineral products, n.e.c.	1,821	98	180	54
C241	Manufacture of basic iron and steel	104	11	27	281
C242	Manufacture of basic precious and other non-ferrous metals	S	S	S	S
C259	Manufacture of other fabricated metal products; metal working service activities	1,090	28	-	-
C282	Manufacture of special purpose machinery	S	S	S	S
C310	Manufacture of furniture	3,448	70	71	-
C331	Repair of fabricated metal products, machinery and equipment	311	126	177	24
	V – Bicol Region	875,643	30,970	881,174	736,965
C101	Processing and preserving of meat	19,656	3,909	12,834	545
C102	Processing and preserving of fish, crustaceans and mollusks	3,361	796	919	6,408
C103	Processing and preserving of fruits and vegetables	313	71	150	146
C104	Manufacture of vegetable and animal oils and fats	165,325	295	157,601	132,763
C105	Manufacture of dairy products	480	69	-	43
C106	Manufacture of grain mill products, starches and starch products	106,901	1,072	11,660	17,868
C107	Manufacture of other food products	76,169	17,717	27,134	99,948
C108	Manufacture of prepared animal feeds	8,732	76	8,400	195
C110	Manufacture of beverages	44,693	2,386	867	10,408
C120	Manufacture of tobacco products	S	S	S	S
C131	Spinning, weaving and finishing of textiles	8	2	9	-
C139	Manufacture of other textiles	711	223	683	285
C141	Manufacture of wearing apparel, except fur apparel	1,649	98	753	8,147
C142	Custom tailoring and dressmaking	1,960	184	74	2,076
C151	Tanning and dressing of leather; manufacture of luggage and handbags	103	10	-	-
C152	Manufacture of footwear	125	12	-	161
C162	Manufacture of products of wood, cork, straw and plaiting materials	2,488	871	2,034	998
C170	Manufacture of paper and paper products	32,519	48	18,726	33,255
C181	Printing and service activities related to printing	8,830	1,154	1,732	6,762
C201	Manufacture of basic chemicals	26	6	3,148	431

Table 5.2 Number of Establishments and Overhead Expense by Type for Manufacturing Establishments by Region and Industry Group: Philippines, 2018

(Values are in thousand PhP, except number of establishments. Details may not add-up to total due to rounding and/or statistical disclosure control.)

Continued

2009 PSIC Code	Region / Industry Description	Overhead Expense			
		Electricity	Water	Industrial Service Done by Others	Non-Industrial Service Done by Others
		(5)	(6)	(7)	(8)
C210	Manufacture of pharmaceuticals, medicinal chemical and botanical products	594	-	-	-
C231	Manufacture of glass and glass products	S	S	S	S
C239	Manufacture of non-metallic mineral products, n.e.c.	393,439	454	58,323	111,522
C241	Manufacture of basic iron and steel	586	113	8,121	6,376
C242	Manufacture of basic precious and other non-ferrous metals	S	S	S	S
C251	Manufacture of structural metal products, tanks, reservoirs and steam generators	950	36	495	395
C259	Manufacture of other fabricated metal products; metal working service activities	432	152	753	1,107
C281	Manufacture of general purpose machinery	-	-	-	-
C282	Manufacture of special purpose machinery	1,175	90	-	8
C293	Manufacture of parts and accessories for motor vehicles	46	17	43	120
C310	Manufacture of furniture	694	385	-	-
C329	Other manufacturing, n.e.c.	1,551	382	963	2,226
C331	Repair of fabricated metal products, machinery and equipment	2,106	334	4,402	267
VI – Western Visayas		1,133,506	80,080	1,830,242	920,742
C101	Processing and preserving of meat	15,126	2,365	11,706	5,347
C102	Processing and preserving of fish, crustaceans and mollusks	24,839	1,091	6,682	5,200
C103	Processing and preserving of fruits and vegetables	S	S	S	S
C104	Manufacture of vegetable and animal oils and fats	4,006	584	847	141
C105	Manufacture of dairy products	286	184	-	99
C106	Manufacture of grain mill products, starches and starch products	60,819	3,352	39,274	2,813
C107	Manufacture of other food products	486,370	27,256	1,308,977	557,608
C108	Manufacture of prepared animal feeds	65,724	55	38,275	14,575
C110	Manufacture of beverages	301,633	18,181	195,314	4,956
C131	Spinning, weaving and finishing of textiles	404	120	1,013	1,776
C139	Manufacture of other textiles	90	46	-	499
C141	Manufacture of wearing apparel, except fur apparel	710	93	116	3,220
C142	Custom tailoring and dressmaking	2,662	449	564	8,520
C161	Sawmilling and planing of wood	3	1	21	36
C162	Manufacture of products of wood, cork, straw and plaiting materials	895	187	1,084	1,534
C181	Printing and service activities related to printing	7,036	1,487	3,683	21,175
C192	Manufacture of refined petroleum products	S	S	S	S
C201	Manufacture of basic chemicals	104,249	15,436	193,617	264,345
C202	Manufacture of other chemical products, n.e.c.	S	S	S	S

Table 5.2 Number of Establishments and Overhead Expense by Type for Manufacturing Establishments by Region and Industry Group: Philippines, 2018

(Values are in thousand PhP, except number of establishments. Details may not add-up to total due to rounding and/or statistical disclosure control.)

Continued

2009 PSIC Code	Region / Industry Description	Overhead Expense			
		Electricity	Water	Industrial Service Done by Others	Non-Industrial Service Done by Others
		(5)	(6)	(7)	(8)
C210	Manufacture of pharmaceuticals, medicinal chemical and botanical products	535	66	2,520	-
C221	Manufacture of rubber products	27	-	-	-
C222	Manufacture of plastics products	34,537	4,237	816	2,643
C231	Manufacture of glass and glass products	10	3	-	386
C239	Manufacture of non-metallic mineral products, n.e.c.	7,859	1,118	5,837	5,247
C241	Manufacture of basic iron and steel	699	256	2,010	1,831
C243	Casting of metals	4,340	1,080	174	540
C251	Manufacture of structural metal products, tanks, reservoirs and steam generators	1,869	673	1,431	38
C259	Manufacture of other fabricated metal products; metal working service activities	1,268	57	172	119
C265	Manufacture of measuring, testing, navigating and control equipment; watches and clocks	S	S	S	S
C267	Manufacture of optical instruments and photographic equipment	S	S	S	S
C282	Manufacture of special purpose machinery	1,767	614	12,704	6,346
C293	Manufacture of parts and accessories for motor vehicles	24	16	24	-
C310	Manufacture of furniture	2,068	348	256	1,541
C321	Manufacture of jewelry, bijouterie and related articles	358	90	163	1,972
C329	Other manufacturing, n.e.c.	1,903	179	2,618	3,488
C331	Repair of fabricated metal products, machinery and equipment	1,088	362	313	3,560
VII – Central Visayas		9,351,977	684,377	10,953,393	7,620,130
C101	Processing and preserving of meat	347,669	10,550	95,588	159,190
C102	Processing and preserving of fish, crustaceans and mollusks	227,925	26,854	194,087	201,471
C103	Processing and preserving of fruits and vegetables	169,380	18,859	59,659	10,087
C104	Manufacture of vegetable and animal oils and fats	86,978	1,270	40,832	233,650
C105	Manufacture of dairy products	1,580	553	1,415	11,979
C106	Manufacture of grain mill products, starches and starch products	65,505	1,715	14,835	65,001
C107	Manufacture of other food products	302,835	27,021	174,431	377,847
C108	Manufacture of prepared animal feeds	447,487	9,540	253,551	487,236
C110	Manufacture of beverages	266,469	76,475	335,862	411,599
C131	Spinning, weaving and finishing of textiles	7,297	281	121	7,869
C139	Manufacture of other textiles	19,322	48,817	14,062	10,757
C141	Manufacture of wearing apparel, except fur apparel	247,707	22,762	1,214,464	266,180
C142	Custom tailoring and dressmaking	2,085	359	1,291	6,000
C151	Tanning and dressing of leather; manufacture of luggage and handbags	S	S	S	S
C152	Manufacture of footwear	78,063	9,745	34,841	127,894

Table 5.2 Number of Establishments and Overhead Expense by Type for Manufacturing Establishments by Region and Industry Group: Philippines, 2018

(Values are in thousand PhP, except number of establishments. Details may not add-up to total due to rounding and/or statistical disclosure control.)

Continued

2009 PSIC Code	Region / Industry Description	Overhead Expense			
		Electricity	Water	Industrial Service Done by Others	Non-Industrial Service Done by Others
		(5)	(6)	(7)	(8)
C161	Sawmilling and planing of wood	7,043	14	9,633	298
C162	Manufacture of products of wood, cork, straw and plaiting materials	10,541	1,058	14,251	61,341
C170	Manufacture of paper and paper products	65,570	13,683	41,295	147,041
C181	Printing and service activities related to printing	40,644	4,553	32,319	43,442
C201	Manufacture of basic chemicals	60,644	5,591	124,997	371,961
C202	Manufacture of other chemical products, n.e.c.	112,165	6,959	71,292	32,146
C210	Manufacture of pharmaceuticals, medicinal chemical and botanical products	21,874	2,709	323	13,052
C221	Manufacture of rubber products	194,301	4,067	20,661	125,780
C222	Manufacture of plastics products	224,910	29,361	80,826	51,244
C231	Manufacture of glass and glass products	94,388	12,168	44,678	23,793
C239	Manufacture of non-metallic mineral products, n.e.c.	1,571,295	21,167	953,877	966,996
C241	Manufacture of basic iron and steel	552,995	17,486	162,095	217,556
C242	Manufacture of basic precious and other non-ferrous metals	S	S	S	S
C243	Casting of metals	88,405	6,090	17,383	14,757
C251	Manufacture of structural metal products, tanks, reservoirs and steam generators	12,524	6,973	1,598	113,651
C252	Manufacture of weapons and ammunition	S	S	S	S
C259	Manufacture of other fabricated metal products; metal working service activities	171,790	13,900	173,526	98,749
C261	Manufacture of electronic components	1,688,526	161,615	3,754,203	534,851
C262	Manufacture of computers and peripheral equipment and accessories	S	S	S	S
C263	Manufacture of communication equipment	S	S	S	S
C264	Manufacture of consumer electronics	91,785	1,885	53,349	83,817
C265	Manufacture of measuring, testing, navigating and control equipment; watches and clocks	118,229	6,169	1,194	52,869
C267	Manufacture of optical instruments and photographic equipment	232,163	16,264	202,899	176,929
C271	Manufacture of electric motors, generators, transformers and electricity distribution and control apparatus	30,864	1,133	3,581	70,537
C273	Manufacture of wiring and wiring devices	S	S	S	S
C274	Manufacture of electric lighting equipment	18,504	364	968	16,471
C275	Manufacture of domestic appliances	S	S	S	S
C279	Manufacture of other electrical equipment	S	S	S	S
C281	Manufacture of general purpose machinery	36,261	2,169	45,396	21,921
C282	Manufacture of special purpose machinery	6,251	500	2,564	1,445
C291	Manufacture of motor vehicles	31,391	1,811	2,820	73,577
C293	Manufacture of parts and accessories for motor vehicles	289,787	5,823	18,531	243,004
C301	Building of ships and boats	580,163	12,142	2,013,666	365,339
C309	Manufacture of transport equipment, n.e.c.	83,443	10,928	56,324	303,931
C310	Manufacture of furniture	180,201	18,712	88,053	255,590

Table 5.2 Number of Establishments and Overhead Expense by Type for Manufacturing Establishments by Region and Industry Group: Philippines, 2018

(Values are in thousand PhP, except number of establishments. Details may not add-up to total due to rounding and/or statistical disclosure control.)

Continued

2009 PSIC Code	Region / Industry Description	Overhead Expense			
		Electricity	Water	Industrial Service Done by Others	Non-Industrial Service Done by Others
		(5)	(6)	(7)	(8)
C321	Manufacture of jewelry, bijouterie and related articles	13,370	6,182	98,069	35,002
C322	Manufacture of musical instruments	S	S	S	S
C323	Manufacture of sports goods	S	S	S	S
C324	Manufacture of games and toys	S	S	S	S
C325	Manufacture of medical and dental instruments and supplies	106,743	9,145	201,639	56,103
C329	Other manufacturing, n.e.c.	21,585	1,299	6,489	16,975
C331	Repair of fabricated metal products, machinery and equipment	30,852	4,047	50,798	25,896
	VIII – Eastern Visayas	1,933,427	151,816	903,473	1,461,154
C101	Processing and preserving of meat	S	S	S	S
C102	Processing and preserving of fish, crustaceans and mollusks	23,900	4,087	3,680	8,026
C103	Processing and preserving of fruits and vegetables	99	20	-	-
C104	Manufacture of vegetable and animal oils and fats	57,916	54,237	21,597	88,422
C105	Manufacture of dairy products	S	S	S	S
C106	Manufacture of grain mill products, starches and starch products	29,277	1,174	827	43
C107	Manufacture of other food products	78,843	20,334	62,242	256,055
C110	Manufacture of beverages	69,799	4,491	1,040	90,538
C131	Spinning, weaving and finishing of textiles	6	-	-	-
C139	Manufacture of other textiles	S	S	S	S
C141	Manufacture of wearing apparel, except fur apparel	199	-	3	-
C142	Custom tailoring and dressmaking	782	68	65	741
C162	Manufacture of products of wood, cork, straw and plaiting materials	908	74	35	201
C170	Manufacture of paper and paper products	26,272	10,776	6,605	61,858
C181	Printing and service activities related to printing	6,820	688	-	5,275
C201	Manufacture of basic chemicals	3,637	414	1,282	61,900
C210	Manufacture of pharmaceuticals, medicinal chemical and botanical products	S	S	S	S
C222	Manufacture of plastics products	3,273	1,398	440	1,350
C231	Manufacture of glass and glass products	48	-	-	210
C239	Manufacture of non-metallic mineral products, n.e.c.	509	123	643	312
C241	Manufacture of basic iron and steel	310	103	120	1,040
C242	Manufacture of basic precious and other non-ferrous metals	S	S	S	S
C243	Casting of metals	S	S	S	S
C251	Manufacture of structural metal products, tanks, reservoirs and steam generators	167	28	-	-
C259	Manufacture of other fabricated metal products; metal working service activities	1,086	48	215	378

Table 5.2 Number of Establishments and Overhead Expense by Type for Manufacturing Establishments by Region and Industry Group: Philippines, 2018

(Values are in thousand PhP, except number of establishments. Details may not add-up to total due to rounding and/or statistical disclosure control.)

Continued

2009 PSIC Code	Region / Industry Description	Overhead Expense			
		Electricity	Water	Industrial Service Done by Others	Non-Industrial Service Done by Others
		(5)	(6)	(7)	(8)
C273	Manufacture of wiring and wiring devices	S	S	S	S
C282	Manufacture of special purpose machinery	S	S	S	S
C310	Manufacture of furniture	353	20	-	196
C321	Manufacture of jewelry, bijouterie and related articles	33	115	16	92
C329	Other manufacturing, n.e.c.	324	4	623	94
C331	Repair of fabricated metal products, machinery and equipment	595	51	5,529	5,626
IX – Zamboanga Peninsula		713,164	259,173	628,694	274,319
C101	Processing and preserving of meat	1,371	292	215,465	-
C102	Processing and preserving of fish, crustaceans and mollusks	164,200	22,423	349,991	64,549
C104	Manufacture of vegetable and animal oils and fats	67,420	251	12,681	14,607
C105	Manufacture of dairy products	165	17	17	-
C106	Manufacture of grain mill products, starches and starch products	48,065	10,021	4,354	6,692
C107	Manufacture of other food products	291,695	206,454	5,878	94,421
C108	Manufacture of prepared animal feeds	S	S	S	S
C110	Manufacture of beverages	16,677	12,918	6,328	34,213
C139	Manufacture of other textiles	S	S	S	S
C142	Custom tailoring and dressmaking	2,555	250	673	3,607
C161	Sawmilling and 658lanning of wood	8	-	-	12
C162	Manufacture of products of wood, cork, straw and plaiting materials	S	S	S	S
C181	Printing and service activities related to printing	5,075	407	1,286	3,340
C221	Manufacture of rubber products	16,238	1,030	4,418	22,855
C222	Manufacture of plastics products	811	517	57	60
C231	Manufacture of glass and glass products	180	206	-	336
C239	Manufacture of non-metallic mineral products, n.e.c.	469	227	4,703	541
C241	Manufacture of basic iron and steel	93	14	1,320	1,895
C251	Manufacture of structural metal products, tanks, reservoirs and steam generators	2,032	365	-	-
C259	Manufacture of other fabricated metal products; metal working service activities	55,764	1,420	11,871	20,940
C310	Manufacture of furniture	880	118	1,073	190
C321	Manufacture of jewelry, bijouterie and related articles	S	S	S	S
C329	Other manufacturing, n.e.c.	348	48	-	82
C331	Repair of fabricated metal products, machinery and equipment	17,036	954	8,493	1,558
X – Northern Mindanao		6,045,951	857,484	2,082,999	2,292,310
C101	Processing and preserving of meat	49,388	10,887	40,868	635

Table 5.2 Number of Establishments and Overhead Expense by Type for Manufacturing Establishments by Region and Industry Group: Philippines, 2018

(Values are in thousand PhP, except number of establishments. Details may not add-up to total due to rounding and/or statistical disclosure control.)

Continued

2009 PSIC Code	Region / Industry Description	Overhead Expense			
		Electricity	Water	Industrial Service Done by Others	Non-Industrial Service Done by Others
		(5)	(6)	(7)	(8)
C102	Processing and preserving of fish, crustaceans and mollusks	S	S	S	S
C103	Processing and preserving of fruits and vegetables	766,807	34,127	858,615	557,251
C104	Manufacture of vegetable and animal oils and fats	238,404	987	123,595	29,677
C105	Manufacture of dairy products	706	96	-	334
C106	Manufacture of grain mill products, starches and starch products	501,917	184,542	246,449	50,771
C107	Manufacture of other food products	226,905	27,452	99,348	1,024,113
C108	Manufacture of prepared animal feeds	3,195,912	511,228	626	827
C110	Manufacture of beverages	145,293	18,025	170,435	167,484
C131	Spinning, weaving and finishing of textiles	3	-	-	58
C139	Manufacture of other textiles	64	48	-	136
C141	Manufacture of wearing apparel, except fur apparel	367	164	24	1,046
C142	Custom tailoring and dressmaking	1,356	100	5	2,773
C152	Manufacture of footwear	355	152	3,120	120
C161	Sawmilling and planing of wood	61,886	30,026	2,088	1,284
C162	Manufacture of products of wood, cork, straw and plaiting materials	53,909	849	2,896	24,539
C170	Manufacture of paper and paper products	71,126	3,623	60,332	79,604
C181	Printing and service activities related to printing	11,224	4,003	6,925	6,888
C192	Manufacture of refined petroleum products	166	157	-	-
C201	Manufacture of basic chemicals	61,174	5,339	145,522	54,776
C202	Manufacture of other chemical products, n.e.c.	12,178	4,528	13,506	7,796
C210	Manufacture of pharmaceuticals, medicinal chemical and botanical products	S	S	S	S
C221	Manufacture of rubber products	S	S	S	S
C222	Manufacture of plastics products	55,816	202	-	7,056
C231	Manufacture of glass and glass products	20	7	150	165
C239	Manufacture of non-metallic mineral products, n.e.c.	396,706	4,236	246,469	208,545
C241	Manufacture of basic iron and steel	145,226	2,191	24,267	24,717
C243	Casting of metals	177	118	-	340
C251	Manufacture of structural metal products, tanks, reservoirs and steam generators	3,018	856	509	13,242
C259	Manufacture of other fabricated metal products; metal working service activities	2,592	1,363	409	4,811
C264	Manufacture of consumer electronics	S	S	S	S
C271	Manufacture of electric motors, generators, transformers and electricity distribution and control apparatus	S	S	S	S
C281	Manufacture of general purpose machinery	S	S	S	S
C282	Manufacture of special purpose machinery	S	S	S	S
C291	Manufacture of motor vehicles	71	28	8	-

Table 5.2 Number of Establishments and Overhead Expense by Type for Manufacturing Establishments by Region and Industry Group: Philippines, 2018

(Values are in thousand PhP, except number of establishments. Details may not add-up to total due to rounding and/or statistical disclosure control.)

Continued

2009 PSIC Code	Region / Industry Description	Overhead Expense			
		Electricity	Water	Industrial Service Done by Others	Non-Industrial Service Done by Others
		(5)	(6)	(7)	(8)
C293	Manufacture of parts and accessories for motor vehicles	-	-	-	-
C310	Manufacture of furniture	2,079	1,012	465	2,366
C321	Manufacture of jewelry, bijouterie and related articles	S	S	S	S
C324	Manufacture of games and toys	S	S	S	S
C329	Other manufacturing, n.e.c.	S	S	S	S
C331	Repair of fabricated metal products, machinery and equipment	28,338	6,053	22,373	17,472
	XI – Davao Region	3,569,469	428,452	2,525,460	4,647,475
C101	Processing and preserving of meat	47,000	15,702	8,866	11,357
C102	Processing and preserving of fish, crustaceans and mollusks	36,947	-	10,942	1,525
C103	Processing and preserving of fruits and vegetables	34,630	9,600	28,441	9,236
C104	Manufacture of vegetable and animal oils and fats	333,401	27,140	407,756	187,364
C105	Manufacture of dairy products	904	123	28	-
C106	Manufacture of grain mill products, starches and starch products	164,477	19,369	40,154	3,679
C107	Manufacture of other food products	209,003	55,797	136,138	315,316
C108	Manufacture of prepared animal feeds	406,272	38,849	341,748	582,233
C110	Manufacture of beverages	177,079	49,240	244,247	183,242
C120	Manufacture of tobacco products	S	S	S	S
C139	Manufacture of other textiles	6,967	1,149	2,187	1,960
C141	Manufacture of wearing apparel, except fur apparel	1,310	227	2,333	1,855
C142	Custom tailoring and dressmaking	2,351	333	673	1,807
C152	Manufacture of footwear	-	-	-	-
C161	Sawmilling and planing of wood	1,974	500	9,165	332
C162	Manufacture of products of wood, cork, straw and plaiting materials	29,884	8,174	11,483	59,444
C170	Manufacture of paper and paper products	103,433	20,466	113,751	332,419
C181	Printing and service activities related to printing	41,458	5,765	55,011	65,832
C192	Manufacture of refined petroleum products	S	S	S	S
C201	Manufacture of basic chemicals	16,252	3,846	2,580	9,134
C202	Manufacture of other chemical products, n.e.c.	30,320	2,155	155,228	425,820
C210	Manufacture of pharmaceuticals, medicinal chemical and botanical products	4,344	7,552	108,259	14,289
C221	Manufacture of rubber products	334	59	-	648
C222	Manufacture of plastics products	394,951	26,496	52,232	48,466
C231	Manufacture of glass and glass products	3,288	822	819	2,828
C239	Manufacture of non-metallic mineral products, n.e.c.	1,104,395	5,349	706,842	667,204
C241	Manufacture of basic iron and steel	358,223	117,787	37,408	20,137

Table 5.2 Number of Establishments and Overhead Expense by Type for Manufacturing Establishments by Region and Industry Group: Philippines, 2018

(Values are in thousand PhP, except number of establishments. Details may not add-up to total due to rounding and/or statistical disclosure control.)

Continued

2009 PSIC Code	Region / Industry Description	Overhead Expense			
		Electricity	Water	Industrial Service Done by Others	Non-Industrial Service Done by Others
		(5)	(6)	(7)	(8)
C242	Manufacture of basic precious and other non-ferrous metals	712	90	8,411	12,070
C243	Casting of metals	S	S	S	S
C251	Manufacture of structural metal products, tanks, reservoirs and steam generators	6,811	2,121	10,450	9,723
C252	Manufacture of weapons and ammunition	S	S	S	S
C259	Manufacture of other fabricated metal products; metal working service activities	1,901	355	3,097	558
C265	Manufacture of measuring, testing, navigating and control equipment; watches and clocks	S	S	S	S
C271	Manufacture of electric motors, generators, transformers and electricity distribution and control apparatus	S	S	S	S
C275	Manufacture of domestic appliances	432	105	340	1,954
C281	Manufacture of general purpose machinery	9,914	2,833	200	23
C282	Manufacture of special purpose machinery	2,760	511	8,615	9,149
C291	Manufacture of motor vehicles	S	S	S	S
C293	Manufacture of parts and accessories for motor vehicles	-	-	-	-
C301	Building of ships and boats	S	S	S	S
C310	Manufacture of furniture	20,809	3,298	3,502	29,457
C321	Manufacture of jewelry, bijouterie and related articles	-	-	-	-
C329	Other manufacturing, n.e.c.	975	253	352	1,117
C331	Repair of fabricated metal products, machinery and equipment	10,144	1,233	13,226	2,435
	XII – SOCCSKSARGEN	1,097,159	210,609	4,709,625	1,356,292
C101	Processing and preserving of meat	40,477	4,728	27,150	16,639
C102	Processing and preserving of fish, crustaceans and mollusks	426,650	117,398	4,011,088	877,120
C103	Processing and preserving of fruits and vegetables	S	S	S	S
C104	Manufacture of vegetable and animal oils and fats	156,996	1,388	346,706	130,364
C105	Manufacture of dairy products	2,244	185	130	-
C106	Manufacture of grain mill products, starches and starch products	123,592	12,928	35,311	24,666
C107	Manufacture of other food products	100,807	26,317	79,845	86,766
C108	Manufacture of prepared animal feeds	45,454	826	6,574	8,478
C110	Manufacture of beverages	45,756	24,511	2,492	20,489
C131	Spinning, weaving and finishing of textiles	29	7	13	103
C139	Manufacture of other textiles	327	11	104	575
C141	Manufacture of wearing apparel, except fur apparel	512	32	2,691	636
C142	Custom tailoring and dressmaking	1,855	192	1,462	5,655
C161	Sawmilling and planing of wood	463	5	635	31
C162	Manufacture of products of wood, cork, straw and plaiting materials	3,213	35	2,778	256

Table 5.2 Number of Establishments and Overhead Expense by Type for Manufacturing Establishments by Region and Industry Group: Philippines, 2018

(Values are in thousand PhP, except number of establishments. Details may not add-up to total due to rounding and/or statistical disclosure control.)

Continued

2009 PSIC Code	Region / Industry Description	Overhead Expense			
		Electricity	Water	Industrial Service Done by Others	Non-Industrial Service Done by Others
		(5)	(6)	(7)	(8)
C170	Manufacture of paper and paper products	7,932	935	21,416	22,889
C181	Printing and service activities related to printing	14,187	1,941	14,395	19,571
C192	Manufacture of refined petroleum products	S	S	S	S
C201	Manufacture of basic chemicals	4,922	1,192	2,274	5,835
C202	Manufacture of other chemical products, n.e.c.	S	S	S	S
C221	Manufacture of rubber products	S	S	S	S
C222	Manufacture of plastics products	S	S	S	S
C231	Manufacture of glass and glass products	S	S	S	S
C239	Manufacture of non-metallic mineral products, n.e.c.	1,002	694	367	2,323
C241	Manufacture of basic iron and steel	1,267	89	3,314	3,190
C243	Casting of metals	S	S	S	S
C251	Manufacture of structural metal products, tanks, reservoirs and steam generators	7,851	1,547	3,805	40,537
C259	Manufacture of other fabricated metal products; metal working service activities	60,927	8,888	18,345	21,823
C301	Building of ships and boats	S	S	S	S
C310	Manufacture of furniture	6,106	1,366	461	3,515
C323	Manufacture of sports goods	S	S	S	S
C331	Repair of fabricated metal products, machinery and equipment	35,943	4,323	100,401	12,417
	XIII – Caraga	369,571	60,513	3,251,847	472,521
C101	Processing and preserving of meat	13,498	651	2,280	-
C102	Processing and preserving of fish, crustaceans and mollusks	S	S	S	S
C103	Processing and preserving of fruits and vegetables	S	S	S	S
C104	Manufacture of vegetable and animal oils and fats	76,395	7,023	14,087	54,973
C106	Manufacture of grain mill products, starches and starch products	2,048	128	2,269	719
C107	Manufacture of other food products	75,109	6,842	24,219	121,217
C108	Manufacture of prepared animal feeds	-	-	-	3
C110	Manufacture of beverages	4,886	4,097	1,060	-
C139	Manufacture of other textiles	16	6	48	35
C141	Manufacture of wearing apparel, except fur apparel	249	44	110	-
C142	Custom tailoring and dressmaking	1,089	152	983	1,040
C161	Sawmilling and planing of wood	5,206	1,053	8,466	338
C162	Manufacture of products of wood, cork, straw and plaiting materials	151,914	37,484	4,724	56,451
C181	Printing and service activities related to printing	4,394	641	3,515	6,531
C201	Manufacture of basic chemicals	S	S	S	S
C202	Manufacture of other chemical products, n.e.c.	16,488	677	11,859	13,456

Table 5.2 Number of Establishments and Overhead Expense by Type for Manufacturing Establishments by Region and Industry Group: Philippines, 2018

(Values are in thousand PhP, except number of establishments. Details may not add-up to total due to rounding and/or statistical disclosure control.)

Continued

2009 PSIC Code	Region / Industry Description	Overhead Expense			
		Electricity	Water	Industrial Service Done by Others	Non-Industrial Service Done by Others
		(5)	(6)	(7)	(8)
C231	Manufacture of glass and glass products	S	S	S	S
C239	Manufacture of non-metallic mineral products, n.e.c.	321	104	14,282	37,059
C241	Manufacture of basic iron and steel	249	4	34	312
C242	Manufacture of basic precious and other non-ferrous metals	S	S	S	S
C259	Manufacture of other fabricated metal products; metal working service activities	2,373	112	2,468	2,643
C275	Manufacture of domestic appliances	7	4	-	9
C301	Building of ships and boats	S	S	S	S
C309	Manufacture of transport equipment, n.e.c.	423	29	-	761
C310	Manufacture of furniture	690	90	2,564	1,647
C321	Manufacture of jewelry, bijouterie and related articles	16	-	-	55
C324	Manufacture of games and toys	19	5	-	-
C329	Other manufacturing, n.e.c.	147	37	-	823
C331	Repair of fabricated metal products, machinery and equipment	3,940	1,124	7,168	3,220
	Autonomous Region in Muslim Mindanao	96,080	53,761	79,050	44,159
C104	Manufacture of vegetable and animal oils and fats	S	S	S	S
C106	Manufacture of grain mill products, starches and starch products	49,543	32,921	75,508	7,328
C107	Manufacture of other food products	5,551	2,549	1,659	13,473
C108	Manufacture of prepared animal feeds	19	-	-	-
C110	Manufacture of beverages	10,597	8,982	909	446
C142	Custom tailoring and dressmaking	547	101	-	-
C181	Printing and service activities related to printing	958	46	183	2,373
C221	Manufacture of rubber products	S	S	S	S
C239	Manufacture of non-metallic mineral products, n.e.c.	21	-	-	-
C251	Manufacture of structural metal products, tanks, reservoirs and steam generators	127	13	217	111
C310	Manufacture of furniture	11,089	4,726	282	-

Table 5.2 Number of Establishments and Overhead Expense by Type for Manufacturing Establishments by Region and Industry Group: Philippines, 2018

(Values are in thousand PhP, except number of establishments. Details may not add-up to total due to rounding and/or statistical disclosure control.)

Continued

2009 PSIC Code	Region / Industry Description	Overhead Expense			
		Taxes on Products	Other Taxes on Production	Royalty Fee	Franchise Fee
		(9)	(10)	(11)	(12)
	Philippines	59,420,153	91,048,305	13,109,678	1,129,035
C101	Processing and preserving of meat	691,906	134,825	1,085,685	744
C102	Processing and preserving of fish, crustaceans and mollusks	134,244	43,399	-	-
C103	Processing and preserving of fruits and vegetables	475,681	40,782	464,383	-
C104	Manufacture of vegetable and animal oils and fats	185,576	192,653	39	-
C105	Manufacture of dairy products	209,168	218,909	1,366,324	-
C106	Manufacture of grain mill products, starches and starch products	264,376	1,259,704	7,506	1,006
C107	Manufacture of other food products	1,271,702	3,553,309	472,585	95,407
C108	Manufacture of prepared animal feeds	225,714	54,332	6,777	-
C110	Manufacture of beverages	49,079,784	20,382,985	14,464	2,611
C120	Manufacture of tobacco products	22,024	40,722,830	-	19
C131	Spinning, weaving and finishing of textiles	64,692	2,237	-	-
C139	Manufacture of other textiles	48,361	34,513	6,140	2,614
C141	Manufacture of wearing apparel, except fur apparel	124,858	101,350	45,629	-
C142	Custom tailoring and dressmaking	18,950	2,778	-	-
C143	Manufacture of knitted and crocheted apparel	15,535	27,762	-	3,552
C151	Tanning and dressing of leather; manufacture of luggage and handbags	46,630	14,521	538,560	-
C152	Manufacture of footwear	26,671	59,160	-	-
C161	Sawmilling and 664lanning of wood	24,099	31,312	-	-
C162	Manufacture of products of wood, cork, straw and plaiting materials	55,593	31,808	-	-
C170	Manufacture of p aper and paper products	275,211	701,026	4,626	218
C181	Printing and service activities related to printing	258,422	113,478	2,149	-
C182	Reproduction of recorded media	45	-	-	-
C192	Manufacture of refined petroleum products	105,390	16,076,688	-	-
C199	Manufacture of other fuel products	5,175	-	-	-
C201	Manufacture of basic chemicals	301,795	154,729	118	-
C202	Manufacture of other chemical products, n.e.c.	382,596	412,518	7,184	-
C203	Manufacture of man-made fibers	S	S	S	S
C210	Manufacture of pharmaceuticals, medicinal chemical and botanical products	97,137	151,183	-	-
C221	Manufacture of rubber products	519,784	521,643	-	-
C222	Manufacture of plastics products	423,925	341,571	71,679	51,819
C231	Manufacture of glass and glass products	99,770	26,332	158	-
C239	Manufacture of non-metallic mineral products, n.e.c.	801,074	839,387	43,150	-
C241	Manufacture of basic iron and steel	552,720	76,540	-	-
C242	Manufacture of basic precious and other non-ferrous metals	158,917	196,860	3,016	-
C243	Casting of metals	19,856	12,298	37,221	-

Table 5.2 Number of Establishments and Overhead Expense by Type for Manufacturing Establishments by Region and Industry Group: Philippines, 2018

(Values are in thousand PhP, except number of establishments. Details may not add-up to total due to rounding and/or statistical disclosure control.)

Continued

2009 PSIC Code	Region / Industry Description	Overhead Expense			
		Taxes on Products	Other Taxes on Production	Royalty Fee	Franchise Fee
		(9)	(10)	(11)	(12)
C251	Manufacture of structural metal products, tanks, reservoirs and steam generators	119,982	54,319	32,662	-
C252	Manufacture of weapons and ammunition	294	1,365	-	-
C259	Manufacture of other fabricated metal products; metal working service activities	285,564	110,440	255,999	103
C261	Manufacture of electronic components	466,951	196,297	2,256,966	133,726
C262	Manufacture of computers and peripheral equipment and accessories	149,319	2,750	68,617	-
C263	Manufacture of communication equipment	7,330	5,418	-	12
C264	Manufacture of consumer electronics	14,498	4,127	61,624	-
C265	Manufacture of measuring, testing, navigating and control equipment; watches and clocks	16,715	928	-	-
C267	Manufacture of optical instruments and photographic equipment	14,816	409	45,852	-
C271	Manufacture of electric motors, generators, transformers and electricity distribution and control apparatus	11,169	19,538	42,219	-
C272	Manufacture of batteries and accumulators	3,858	429	-	-
C273	Manufacture of wiring and wiring devices	40,987	11,765	311,398	-
C274	Manufacture of electric lighting equipment	15,486	4,681	11,885	-
C275	Manufacture of domestic appliances	13,329	739	91,566	-
C279	Manufacture of other electrical equipment	57,103	68,131	27,686	835,529
C281	Manufacture of general purpose machinery	126,954	7,269	15,641	7
C282	Manufacture of special purpose machinery	51,085	52,284	198,382	-
C291	Manufacture of motor vehicles	28,680	3,607,181	1,034	-
C292	Manufacture of bodies (coachwork) for motor vehicles; manufacture of trailers and semi-trailers	16,266	301	8,715	-
C293	Manufacture of parts and accessories for motor vehicles	186,146	71,105	3,012,739	-
C301	Building of ships and boats	211,265	11,099	606,795	-
C302	Manufacture of railway locomotive and rolling stock	S	S	S	S
C303	Manufacture of air and spacecraft and related machinery	87,941	21,777	-	-
C309	Manufacture of transport equipment, n.e.c.	148,440	122,199	1,710,183	-
C310	Manufacture of furniture	151,163	87,576	788	1,525
C321	Manufacture of jewelry, bijouterie and related articles	20,194	3,370	-	-
C322	Manufacture of musical instruments	30	43	-	-
C323	Manufacture of sports goods	1,680	79	-	-
C324	Manufacture of games and toys	4,930	810	361	-
C325	Manufacture of medical and dental instruments and supplies	40,413	8,530	170,541	-
C329	Other manufacturing, n.e.c.	21,117	8,045	631	144
C331	Repair of fabricated metal products, machinery and equipment	111,838	31,702	-	-
C332	Installation of industrial machinery and equipment	7,228	178	-	-

Table 5.2 Number of Establishments and Overhead Expense by Type for Manufacturing Establishments by Region and Industry Group: Philippines, 2018

(Values are in thousand PhP, except number of establishments. Details may not add-up to total due to rounding and/or statistical disclosure control.)

Continued

2009 PSIC Code	Region / Industry Description	Overhead Expense			
		Taxes on Products	Other Taxes on Production	Royalty Fee	Franchise Fee
		(9)	(10)	(11)	(12)
	National Capital Region	51,433,953	33,643,468	447,388	138,341
C101	Processing and preserving of meat	64,068	14,462	-	-
C102	Processing and preserving of fish, crustaceans and mollusks	11,035	5,056	-	-
C103	Processing and preserving of fruits and vegetables	358,369	8,463	-	-
C104	Manufacture of vegetable and animal oils and fats	48,371	148,171	-	-
C105	Manufacture of dairy products	63,309	2,703	25,840	-
C106	Manufacture of grain mill products, starches and starch products	92,631	924,230	557	-
C107	Manufacture of other food products	464,087	1,209,737	14,712	80,194
C108	Manufacture of prepared animal feeds	6,979	383	-	-
C110	Manufacture of beverages	48,692,607	1,589,208	3,965	-
C120	Manufacture of tobacco products	11,414	28,394,887	-	-
C131	Spinning, weaving and finishing of textiles	56,152	72	-	-
C139	Manufacture of other textiles	27,168	26,904	5,760	2,414
C141	Manufacture of wearing apparel, except fur apparel	58,652	39,550	45,629	-
C142	Custom tailoring and dressmaking	5,572	928	-	-
C143	Manufacture of knitted and crocheted apparel	9,018	27,670	-	3,552
C151	Tanning and dressing of leather; manufacture of luggage and handbags	40,254	3,801	-	-
C152	Manufacture of footwear	8,513	-	-	-
C161	Sawmilling and 666lanning of wood	7,558	24,844	-	-
C162	Manufacture of products of wood, cork, straw and plaiting materials	4,868	-	-	-
C170	Manufacture of p aper and paper products	97,049	42,838	4,606	218
C181	Printing and service activities related to printing	153,372	86,622	2,149	-
C192	Manufacture of refined petroleum products	2,066	-	-	-
C199	Manufacture of other fuel products	S	S	S	S
C201	Manufacture of basic chemicals	39,149	59,461	118	-
C202	Manufacture of other chemical products, n.e.c.	242,294	78,316	738	-
C203	Manufacture of man-made fibers	S	S	S	S
C210	Manufacture of pharmaceuticals, medicinal chemical and botanical products	27,290	3,849	-	-
C221	Manufacture of rubber products	24,714	510,313	-	-
C222	Manufacture of plastics products	232,428	197,626	2,583	51,819
C231	Manufacture of glass and glass products	31,158	20,122	-	-
C239	Manufacture of non-metallic mineral products, n.e.c.	21,463	5,710	450	-
C241	Manufacture of basic iron and steel	118,329	4,669	-	-
C242	Manufacture of basic precious and other non-ferrous metals	1,549	-	-	-
C243	Casting of metals	8,051	4,898	-	-
C251	Manufacture of structural metal products, tanks, reservoirs and steam generators	56,550	8,718	-	-

Table 5.2 Number of Establishments and Overhead Expense by Type for Manufacturing Establishments by Region and Industry Group: Philippines, 2018

(Values are in thousand PhP, except number of establishments. Details may not add-up to total due to rounding and/or statistical disclosure control.)

Continued

2009 PSIC Code	Region / Industry Description	Overhead Expense			
		Taxes on Products	Other Taxes on Production	Royalty Fee	Franchise Fee
		(9)	(10)	(11)	(12)
C252	Manufacture of weapons and ammunition	92	1,014	-	-
C259	Manufacture of other fabricated metal products; metal working service activities	46,027	32,602	-	-
C261	Manufacture of electronic components	123,418	76,026	-	-
C262	Manufacture of computers and peripheral equipment and accessories	S	S	S	S
C264	Manufacture of consumer electronics	-	3,764	-	-
C265	Manufacture of measuring, testing, navigating and control equipment; watches and clocks	1,896	847	-	-
C267	Manufacture of optical instruments and photographic equipment	S	S	S	S
C271	Manufacture of electric motors, generators, transformers and electricity distribution and control apparatus	2,111	1,878	-	-
C272	Manufacture of batteries and accumulators	S	S	S	S
C273	Manufacture of wiring and wiring devices	21,648	3,395	-	-
C274	Manufacture of electric lighting equipment	7,189	3,461	-	-
C275	Manufacture of domestic appliances	659	-	91,566	-
C279	Manufacture of other electrical equipment	172	-	-	-
C281	Manufacture of general purpose machinery	33,788	2,179	-	-
C282	Manufacture of special purpose machinery	18,590	20,562	-	-
C291	Manufacture of motor vehicles	2,330	-	-	-
C292	Manufacture of bodies (coachwork) for motor vehicles; manufacture of trailers and semi-trailers	11,343	-	15	-
C293	Manufacture of parts and accessories for motor vehicles	2,250	-	-	-
C301	Building of ships and boats	1,109	8,773	-	-
C303	Manufacture of air and spacecraft and related machinery	S	S	S	S
C309	Manufacture of transport equipment, n.e.c.	8,561	60	248,700	-
C310	Manufacture of furniture	24,731	34,732	-	-
C321	Manufacture of jewelry, bijouterie and related articles	2,318	43	-	-
C322	Manufacture of musical instruments	S	S	S	S
C323	Manufacture of sports goods	35	-	-	-
C324	Manufacture of games and toys	2,382	93	-	-
C325	Manufacture of medical and dental instruments and supplies	1,740	395	-	-
C329	Other manufacturing, n.e.c.	7,449	1,289	-	144
C331	Repair of fabricated metal products, machinery and equipment	21,555	7,924	-	-
C332	Installation of industrial machinery and equipment	196	178	-	-
	Cordillera Administrative Region	24,614	21,053	5,829	-
C101	Processing and preserving of meat	888	-	-	-
C102	Processing and preserving of fish, crustaceans and mollusks	175	-	-	-

Table 5.2 Number of Establishments and Overhead Expense by Type for Manufacturing Establishments by Region and Industry Group: Philippines, 2018

(Values are in thousand PhP, except number of establishments. Details may not add-up to total due to rounding and/or statistical disclosure control.)

Continued

2009 PSIC Code	Region / Industry Description	Overhead Expense			
		Taxes on Products	Other Taxes on Production	Royalty Fee	Franchise Fee
		(9)	(10)	(11)	(12)
C103	Processing and preserving of fruits and vegetables	3,852	-	-	-
C105	Manufacture of dairy products	S	S	S	S
C106	Manufacture of grain mill products, starches and starch products	95	14	-	-
C107	Manufacture of other food products	9,012	11,029	2,856	-
C110	Manufacture of beverages	3,671	319	-	-
C131	Spinning, weaving and finishing of textiles	497	333	-	-
C139	Manufacture of other textiles	157	211	-	-
C141	Manufacture of wearing apparel, except fur apparel	S	S	S	S
C142	Custom tailoring and dressmaking	1,153	10	-	-
C162	Manufacture of products of wood, cork, straw and plaiting materials	20	41	-	-
C181	Printing and service activities related to printing	1,157	239	-	-
C201	Manufacture of basic chemicals	238	-	-	-
C221	Manufacture of rubber products	9	-	-	-
C222	Manufacture of plastics products	S	S	S	S
C231	Manufacture of glass and glass products	S	S	S	S
C239	Manufacture of non-metallic mineral products, n.e.c.	536	927	-	-
C241	Manufacture of basic iron and steel	262	6,024	-	-
C251	Manufacture of structural metal products, tanks, reservoirs and steam generators	923	55	-	-
C259	Manufacture of other fabricated metal products; metal working service activities	200	248	-	-
C261	Manufacture of electronic components	S	S	S	S
C303	Manufacture of air and spacecraft and related machinery	S	S	S	S
C310	Manufacture of furniture	682	-	-	-
C321	Manufacture of jewelry, bijouterie and related articles	S	S	S	S
I – Ilocos Region		164,296	39,880	2,427	-
C101	Processing and preserving of meat	7,561	2,457	-	-
C102	Processing and preserving of fish, crustaceans and mollusks	3,627	69	-	-
C103	Processing and preserving of fruits and vegetables	589	-	-	-
C105	Manufacture of dairy products	S	S	S	S
C106	Manufacture of grain mill products, starches and starch products	6,616	1,410	-	-
C107	Manufacture of other food products	21,238	26,721	2,427	-
C108	Manufacture of prepared animal feeds	441	749	-	-
C110	Manufacture of beverages	19,692	-	-	-
C120	Manufacture of tobacco products	S	S	S	S
C131	Spinning, weaving and finishing of textiles	25	15	-	-

Table 5.2 Number of Establishments and Overhead Expense by Type for Manufacturing Establishments by Region and Industry Group: Philippines, 2018

(Values are in thousand PhP, except number of establishments. Details may not add-up to total due to rounding and/or statistical disclosure control.)

Continued

2009 PSIC Code	Region / Industry Description	Overhead Expense			
		Taxes on Products	Other Taxes on Production	Royalty Fee	Franchise Fee
		(9)	(10)	(11)	(12)
C141	Manufacture of wearing apparel, except fur apparel	237	151	-	-
C142	Custom tailoring and dressmaking	880	-	-	-
C152	Manufacture of footwear	56	15	-	-
C162	Manufacture of products of wood, cork, straw and plaiting materials	137	-	-	-
C170	Manufacture of paper and paper products	-	-	-	-
C181	Printing and service activities related to printing	2,471	-	-	-
C201	Manufacture of basic chemicals	951	31	-	-
C210	Manufacture of pharmaceuticals, medicinal chemical and botanical products	S	S	S	S
C221	Manufacture of rubber products	14	35	-	-
C231	Manufacture of glass and glass products	119	-	-	-
C239	Manufacture of non-metallic mineral products, n.e.c.	81,722	559	-	-
C241	Manufacture of basic iron and steel	12,946	-	-	-
C251	Manufacture of structural metal products, tanks, reservoirs and steam generators	1,556	71	-	-
C259	Manufacture of other fabricated metal products; metal working service activities	204	-	-	-
C273	Manufacture of wiring and wiring devices	S	S	S	S
C282	Manufacture of special purpose machinery	S	S	S	S
C292	Manufacture of bodies (coachwork) for motor vehicles; manufacture of trailers and semi-trailers	74	177	-	-
C293	Manufacture of parts and accessories for motor vehicles	9	16	-	-
C309	Manufacture of transport equipment, n.e.c.	276	30	-	-
C321	Manufacture of jewelry, bijouterie and related articles	S	S	S	S
C324	Manufacture of games and toys	S	S	S	S
C329	Other manufacturing, n.e.c.	333	-	-	-
C331	Repair of fabricated metal products, machinery and equipment	1,272	-	-	-
II – Cagayan Valley		79,418	44,275	384	835,529
C101	Processing and preserving of meat	1,569	-	-	-
C102	Processing and preserving of fish, crustaceans and mollusks	46	-	-	-
C103	Processing and preserving of fruits and vegetables	19	-	-	-
C104	Manufacture of vegetable and animal oils and fats	S	S	S	S
C105	Manufacture of dairy products	86	-	-	-
C106	Manufacture of grain mill products, starches and starch products	17,632	1,443	-	-
C107	Manufacture of other food products	22,899	604	-	-
C108	Manufacture of prepared animal feeds	1,421	242	-	-

Table 5.2 Number of Establishments and Overhead Expense by Type for Manufacturing Establishments by Region and Industry Group: Philippines, 2018

(Values are in thousand PhP, except number of establishments. Details may not add-up to total due to rounding and/or statistical disclosure control.)

Continued

2009 PSIC Code	Region / Industry Description	Overhead Expense			
		Taxes on Products	Other Taxes on Production	Royalty Fee	Franchise Fee
		(9)	(10)	(11)	(12)
C110	Manufacture of beverages	26,779	12,104	-	-
C120	Manufacture of tobacco products	-	-	-	-
C131	Spinning, weaving and finishing of textiles	26	37	-	-
C139	Manufacture of other textiles	204	-	-	-
C142	Custom tailoring and dressmaking	497	203	-	-
C151	Tanning and dressing of leather; manufacture of luggage and handbags	60	-	-	-
C162	Manufacture of products of wood, cork, straw and plaiting materials	165	-	-	-
C181	Printing and service activities related to printing	3,334	606	-	-
C182	Reproduction of recorded media	45	-	-	-
C199	Manufacture of other fuel products	S	S	S	S
C201	Manufacture of basic chemicals	S	S	S	S
C222	Manufacture of plastics products	-	121	-	-
C239	Manufacture of non-metallic mineral products, n.e.c.	273	592	-	-
C241	Manufacture of basic iron and steel	122	-	-	-
C251	Manufacture of structural metal products, tanks, reservoirs and steam generators	204	-	-	-
C252	Manufacture of weapons and ammunition	S	S	S	S
C259	Manufacture of other fabricated metal products; metal working service activities	659	-	-	-
C279	Manufacture of other electrical equipment	-	16,178	-	835,529
C282	Manufacture of special purpose machinery	1,772	10,741	384	-
C310	Manufacture of furniture	228	936	-	-
C321	Manufacture of jewelry, bijouterie and related articles	27	-	-	-
C329	Other manufacturing, n.e.c.	S	S	S	S
C331	Repair of fabricated metal products, machinery and equipment	414	-	-	-
III – Central Luzon		2,110,223	7,907,663	854,351	3,479
C101	Processing and preserving of meat	115,796	3,391	-	-
C102	Processing and preserving of fish, crustaceans and mollusks	5,697	650	-	-
C103	Processing and preserving of fruits and vegetables	23,428	678	-	-
C104	Manufacture of vegetable and animal oils and fats	6	-	-	-
C105	Manufacture of dairy products	8,262	24,409	150,274	-
C106	Manufacture of grain mill products, starches and starch products	35,145	7,404	-	-
C107	Manufacture of other food products	103,276	185,755	33,197	59
C108	Manufacture of prepared animal feeds	34,390	5,294	5,156	-
C110	Manufacture of beverages	10,665	7,325,277	-	1,809
C120	Manufacture of tobacco products	S	S	S	S
C131	Spinning, weaving and finishing of textiles	3,387	1,152	-	-
C139	Manufacture of other textiles	3,331	2,423	-	-

Table 5.2 Number of Establishments and Overhead Expense by Type for Manufacturing Establishments by Region and Industry Group: Philippines, 2018

(Values are in thousand PhP, except number of establishments. Details may not add-up to total due to rounding and/or statistical disclosure control.)

Continued

2009 PSIC Code	Region / Industry Description	Overhead Expense			
		Taxes on Products	Other Taxes on Production	Royalty Fee	Franchise Fee
		(9)	(10)	(11)	(12)
C141	Manufacture of wearing apparel, except fur apparel	23,699	3,504	-	-
C142	Custom tailoring and dressmaking	936	-	-	-
C143	Manufacture of knitted and crocheted apparel	428	-	-	-
C151	Tanning and dressing of leather; manufacture of luggage and handbags	3,967	1,639	-	-
C152	Manufacture of footwear	1,060	128	-	-
C161	Sawmilling and planing of wood	S	S	S	S
C162	Manufacture of products of wood, cork, straw and plaiting materials	4,758	10,062	-	-
C170	Manufacture of paper and paper products	70,015	21,494	-	-
C181	Printing and service activities related to printing	9,185	1,272	-	-
C192	Manufacture of refined petroleum products	101,660	145	-	-
C201	Manufacture of basic chemicals	62,792	11,303	-	-
C202	Manufacture of other chemical products, n.e.c.	34,722	8,387	-	-
C210	Manufacture of pharmaceuticals, medicinal chemical and botanical products	33,752	40,068	-	-
C221	Manufacture of rubber products	480,335	544	-	-
C222	Manufacture of plastics products	26,894	43,905	-	-
C231	Manufacture of glass and glass products	643	147	108	-
C239	Manufacture of non-metallic mineral products, n.e.c.	377,301	91,473	-	-
C241	Manufacture of basic iron and steel	69,037	64,208	-	-
C242	Manufacture of basic precious and other non-ferrous metals	-	-	-	-
C243	Casting of metals	925	-	-	-
C251	Manufacture of structural metal products, tanks, reservoirs and steam generators	5,468	3,777	12	-
C259	Manufacture of other fabricated metal products; metal working service activities	74,911	7,294	-	79
C261	Manufacture of electronic components	21,202	4,749	13	-
C262	Manufacture of computers and peripheral equipment and accessories	2,839	-	-	-
C263	Manufacture of communication equipment	S	S	S	S
C264	Manufacture of consumer electronics	138	-	-	-
C265	Manufacture of measuring, testing, navigating and control equipment; watches and clocks	9,943	-	-	-
C271	Manufacture of electric motors, generators, transformers and electricity distribution and control apparatus	719	14,171	-	-
C272	Manufacture of batteries and accumulators	S	S	S	S
C273	Manufacture of wiring and wiring devices	9,443	-	-	-
C274	Manufacture of electric lighting equipment	4,253	-	-	-
C275	Manufacture of domestic appliances	2,489	-	-	-
C279	Manufacture of other electrical equipment	1,894	-	27,686	-
C281	Manufacture of general purpose machinery	39,838	318	-	7
C282	Manufacture of special purpose machinery	3,732	-	-	-
C291	Manufacture of motor vehicles	4,368	-	-	-

Table 5.2 Number of Establishments and Overhead Expense by Type for Manufacturing Establishments by Region and Industry Group: Philippines, 2018

(Values are in thousand PhP, except number of establishments. Details may not add-up to total due to rounding and/or statistical disclosure control.)

Continued

2009 PSIC Code	Region / Industry Description	Overhead Expense			
		Taxes on Products	Other Taxes on Production	Royalty Fee	Franchise Fee
		(9)	(10)	(11)	(12)
C292	Manufacture of bodies (coachwork) for motor vehicles; manufacture of trailers and semi-trailers	S	S	S	S
C293	Manufacture of parts and accessories for motor vehicles	548	133	30,204	-
C301	Building of ships and boats	S	S	S	S
C303	Manufacture of air and spacecraft and related machinery	10,048	-	-	-
C309	Manufacture of transport equipment, n.e.c.	2,372	190	-	-
C310	Manufacture of furniture	24,114	20,047	267	1,525
C321	Manufacture of jewelry, bijouterie and related articles	6,407	-	-	-
C322	Manufacture of musical instruments	S	S	S	S
C323	Manufacture of sports goods	310	-	-	-
C324	Manufacture of games and toys	2,417	167	10	-
C325	Manufacture of medical and dental instruments and supplies	3,634	344	-	-
C329	Other manufacturing, n.e.c.	7,865	-	631	-
C331	Repair of fabricated metal products, machinery and equipment	19,377	439	-	-
C332	Installation of industrial machinery and equipment	S	S	S	S
IVA – CALABARZON		2,998,883	39,216,013	10,648,764	134,153
C101	Processing and preserving of meat	299,015	95,426	1,085,683	-
C102	Processing and preserving of fish, crustaceans and mollusks	8,506	2,098	-	-
C103	Processing and preserving of fruits and vegetables	13,139	30,947	-	-
C104	Manufacture of vegetable and animal oils and fats	13,098	11,229	-	-
C105	Manufacture of dairy products	133,221	191,320	1,190,211	-
C106	Manufacture of grain mill products, starches and starch products	8,471	6,719	-	-
C107	Manufacture of other food products	166,376	1,381,509	377,579	403
C108	Manufacture of prepared animal feeds	17,536	5,829	1,621	-
C110	Manufacture of beverages	68,022	2,947,798	-	-
C120	Manufacture of tobacco products	1,326	12,320,605	-	-
C131	Spinning, weaving and finishing of textiles	4,357	27	-	-
C139	Manufacture of other textiles	11,753	2,852	-	-
C141	Manufacture of wearing apparel, except fur apparel	30,575	56,004	-	-
C142	Custom tailoring and dressmaking	1,353	-	-	-
C143	Manufacture of knitted and crocheted apparel	6,089	92	-	-
C151	Tanning and dressing of leather; manufacture of luggage and handbags	1,532	9,001	538,560	-
C152	Manufacture of footwear	10,063	58,993	-	-
C161	Sawmilling and planing of wood	S	S	S	S

Table 5.2 Number of Establishments and Overhead Expense by Type for Manufacturing Establishments by Region and Industry Group: Philippines, 2018

(Values are in thousand PhP, except number of establishments. Details may not add-up to total due to rounding and/or statistical disclosure control.)

Continued

2009 PSIC Code	Region / Industry Description	Overhead Expense			
		Taxes on Products	Other Taxes on Production	Royalty Fee	Franchise Fee
		(9)	(10)	(11)	(12)
C162	Manufacture of products of wood, cork, straw and plaiting materials	14,925	3,910	-	-
C170	Manufacture of paper and paper products	62,488	628,801	-	-
C181	Printing and service activities related to printing	42,981	11,015	-	-
C182	Reproduction of recorded media	S	S	S	S
C192	Manufacture of refined petroleum products	S	S	S	S
C199	Manufacture of other fuel products	S	S	S	S
C201	Manufacture of basic chemicals	111,968	54,839	-	-
C202	Manufacture of other chemical products, n.e.c.	72,678	319,695	6,139	-
C210	Manufacture of pharmaceuticals, medicinal chemical and botanical products	34,050	103,247	-	-
C221	Manufacture of rubber products	5,850	10,205	-	-
C222	Manufacture of plastics products	115,288	89,648	65,871	-
C231	Manufacture of glass and glass products	58,668	382	-	-
C239	Manufacture of non-metallic mineral products, n.e.c.	156,018	654,442	42,700	-
C241	Manufacture of basic iron and steel	268,985	708	-	-
C242	Manufacture of basic precious and other non-ferrous metals	514	456	3,016	-
C243	Casting of metals	8,186	7,401	37,208	-
C251	Manufacture of structural metal products, tanks, reservoirs and steam generators	40,294	32,922	32,650	-
C252	Manufacture of weapons and ammunition	S	S	S	S
C259	Manufacture of other fabricated metal products; metal working service activities	110,254	63,523	255,999	12
C261	Manufacture of electronic components	314,566	107,115	2,256,954	133,726
C262	Manufacture of computers and peripheral equipment and accessories	143,971	2,750	68,617	-
C263	Manufacture of communication equipment	2,719	5,418	-	12
C264	Manufacture of consumer electronics	13,326	362	-	-
C265	Manufacture of measuring, testing, navigating and control equipment; watches and clocks	2,918	81	-	-
C267	Manufacture of optical instruments and photographic equipment	11,408	12	39,921	-
C271	Manufacture of electric motors, generators, transformers and electricity distribution and control apparatus	6,558	3,489	42,219	-
C272	Manufacture of batteries and accumulators	S	S	S	S
C273	Manufacture of wiring and wiring devices	8,229	7,874	8,715	-
C274	Manufacture of electric lighting equipment	3,471	1,151	11,885	-
C275	Manufacture of domestic appliances	9,830	739	-	-
C279	Manufacture of other electrical equipment	54,148	51,952	-	-
C281	Manufacture of general purpose machinery	48,902	3,777	15,641	-
C282	Manufacture of special purpose machinery	24,292	13,183	197,998	-
C291	Manufacture of motor vehicles	11,286	3,602,145	1,034	-
C292	Manufacture of bodies (coachwork) for motor vehicles; manufacture of trailers and semi-trailers	4,550	124	8,700	-

Table 5.2 Number of Establishments and Overhead Expense by Type for Manufacturing Establishments by Region and Industry Group: Philippines, 2018

(Values are in thousand PhP, except number of establishments. Details may not add-up to total due to rounding and/or statistical disclosure control.)

Continued

2009 PSIC Code	Region / Industry Description	Overhead Expense			
		Taxes on Products	Other Taxes on Production	Royalty Fee	Franchise Fee
		(9)	(10)	(11)	(12)
C293	Manufacture of parts and accessories for motor vehicles	142,856	70,941	2,836,440	-
C301	Building of ships and boats	4,830	-	-	-
C302	Manufacture of railway locomotive and rolling stock	S	S	S	S
C303	Manufacture of air and spacecraft and related machinery	S	S	S	S
C309	Manufacture of transport equipment, n.e.c.	134,667	117,871	1,352,511	-
C310	Manufacture of furniture	35,856	3,374	-	-
C321	Manufacture of jewelry, bijouterie and related articles	-	-	-	-
C322	Manufacture of musical instruments	S	S	S	S
C323	Manufacture of sports goods	918	79	-	-
C324	Manufacture of games and toys	-	550	351	-
C325	Manufacture of medical and dental instruments and supplies	13,014	7,791	170,541	-
C329	Other manufacturing, n.e.c.	1,641	571	-	-
C331	Repair of fabricated metal products, machinery and equipment	19,812	14,884	-	-
C332	Installation of industrial machinery and equipment	S	S	S	S
	MIMAROPA	42,360	13,095	2,981	-
C101	Processing and preserving of meat	643	-	-	-
C102	Processing and preserving of fish, crustaceans and mollusks	S	S	S	S
C103	Processing and preserving of fruits and vegetables	S	S	S	S
C104	Manufacture of vegetable and animal oils and fats	9,166	102	-	-
C105	Manufacture of dairy products	47	-	-	-
C106	Manufacture of grain mill products, starches and starch products	4,303	2,466	-	-
C107	Manufacture of other food products	6,924	8,906	-	-
C110	Manufacture of beverages	3,899	119	2,974	-
C131	Spinning, weaving and finishing of textiles	16	8	-	-
C141	Manufacture of wearing apparel, except fur apparel	75	-	-	-
C142	Custom tailoring and dressmaking	465	-	-	-
C151	Tanning and dressing of leather; manufacture of luggage and handbags	8	80	-	-
C161	Sawmilling and planing of wood	18	79	-	-
C162	Manufacture of products of wood, cork, straw and plaiting materials	519	143	-	-
C181	Printing and service activities related to printing	1,660	537	-	-
C201	Manufacture of basic chemicals	33	-	-	-
C202	Manufacture of other chemical products, n.e.c.	S	S	S	S

Table 5.2 Number of Establishments and Overhead Expense by Type for Manufacturing Establishments by Region and Industry Group: Philippines, 2018

(Values are in thousand PhP, except number of establishments. Details may not add-up to total due to rounding and/or statistical disclosure control.)

Continued

2009 PSIC Code	Region / Industry Description	Overhead Expense			
		Taxes on Products	Other Taxes on Production	Royalty Fee	Franchise Fee
		(9)	(10)	(11)	(12)
C210	Manufacture of pharmaceuticals, medicinal chemical and botanical products	S	S	S	S
C222	Manufacture of plastics products	520	-	-	-
C239	Manufacture of non-metallic mineral products, n.e.c.	310	47	-	-
C241	Manufacture of basic iron and steel	44	-	-	-
C242	Manufacture of basic precious and other non-ferrous metals	S	S	S	S
C259	Manufacture of other fabricated metal products; metal working service activities	248	190	-	-
C282	Manufacture of special purpose machinery	S	S	S	S
C310	Manufacture of furniture	251	335	-	-
C331	Repair of fabricated metal products, machinery and equipment	223	-	-	-
V – Bicol Region		167,667	343,286	8,363	19
C101	Processing and preserving of meat	352	212	2	-
C102	Processing and preserving of fish, crustaceans and mollusks	790	213	-	-
C103	Processing and preserving of fruits and vegetables	301	11	-	-
C104	Manufacture of vegetable and animal oils and fats	12,263	911	-	-
C105	Manufacture of dairy products	29	19	-	-
C106	Manufacture of grain mill products, starches and starch products	3,997	150,200	-	-
C107	Manufacture of other food products	11,619	1,047	3,404	-
C108	Manufacture of prepared animal feeds	1,243	-	-	-
C110	Manufacture of beverages	1,957	163,699	4,956	-
C120	Manufacture of tobacco products	S	S	S	S
C131	Spinning, weaving and finishing of textiles	9	3	-	-
C139	Manufacture of other textiles	121	512	-	-
C141	Manufacture of wearing apparel, except fur apparel	703	909	-	-
C142	Custom tailoring and dressmaking	803	29	-	-
C151	Tanning and dressing of leather; manufacture of luggage and handbags	-	-	-	-
C152	Manufacture of footwear	19	-	-	-
C162	Manufacture of products of wood, cork, straw and plaiting materials	2,774	-	-	-
C170	Manufacture of paper and paper products	12	7,746	-	-
C181	Printing and service activities related to printing	1,846	2,539	-	-
C201	Manufacture of basic chemicals	19	-	-	-
C210	Manufacture of pharmaceuticals, medicinal chemical and botanical products	13	-	-	-
C231	Manufacture of glass and glass products	S	S	S	S

Table 5.2 Number of Establishments and Overhead Expense by Type for Manufacturing Establishments by Region and Industry Group: Philippines, 2018

(Values are in thousand PhP, except number of establishments. Details may not add-up to total due to rounding and/or statistical disclosure control.)

Continued

2009 PSIC Code	Region / Industry Description	Overhead Expense			
		Taxes on Products	Other Taxes on Production	Royalty Fee	Franchise Fee
		(9)	(10)	(11)	(12)
C239	Manufacture of non-metallic mineral products, n.e.c.	1,502	8,356	-	-
C241	Manufacture of basic iron and steel	753	145	-	-
C242	Manufacture of basic precious and other non-ferrous metals	S	S	S	S
C251	Manufacture of structural metal products, tanks, reservoirs and steam generators	115	2,083	-	-
C259	Manufacture of other fabricated metal products; metal working service activities	230	9	-	-
C281	Manufacture of general purpose machinery	-	-	-	-
C282	Manufacture of special purpose machinery	139	3,810	-	-
C293	Manufacture of parts and accessories for motor vehicles	-	6	-	-
C310	Manufacture of furniture	1,053	-	-	-
C329	Other manufacturing, n.e.c.	115	513	-	-
C331	Repair of fabricated metal products, machinery and equipment	3,523	315	-	-
	VI – Western Visayas	368,767	2,769,062	3,222	802
C101	Processing and preserving of meat	8,171	1,537	-	-
C102	Processing and preserving of fish, crustaceans and mollusks	2,020	480	-	-
C103	Processing and preserving of fruits and vegetables	S	S	S	S
C104	Manufacture of vegetable and animal oils and fats	647	-	-	-
C105	Manufacture of dairy products	24	-	-	-
C106	Manufacture of grain mill products, starches and starch products	11,868	776	-	-
C107	Manufacture of other food products	197,066	201,807	3,204	-
C108	Manufacture of prepared animal feeds	1,481	-	-	-
C110	Manufacture of beverages	72,547	2,541,126	13	802
C131	Spinning, weaving and finishing of textiles	74	581	-	-
C139	Manufacture of other textiles	-	37	-	-
C141	Manufacture of wearing apparel, except fur apparel	313	861	-	-
C142	Custom tailoring and dressmaking	2,230	295	-	-
C161	Sawmilling and planing of wood	41	-	-	-
C162	Manufacture of products of wood, cork, straw and plaiting materials	562	-	-	-
C181	Printing and service activities related to printing	3,309	2,657	-	-
C192	Manufacture of refined petroleum products	S	S	S	S
C201	Manufacture of basic chemicals	53,716	175	-	-
C202	Manufacture of other chemical products, n.e.c.	S	S	S	S
C210	Manufacture of pharmaceuticals, medicinal chemical and botanical products	-	-	-	-
C221	Manufacture of rubber products	15	-	-	-

Table 5.2 Number of Establishments and Overhead Expense by Type for Manufacturing Establishments by Region and Industry Group: Philippines, 2018

(Values are in thousand PhP, except number of establishments. Details may not add-up to total due to rounding and/or statistical disclosure control.)

Continued

2009 PSIC Code	Region / Industry Description	Overhead Expense			
		Taxes on Products	Other Taxes on Production	Royalty Fee	Franchise Fee
		(9)	(10)	(11)	(12)
C222	Manufacture of plastics products	2,719	-	-	-
C231	Manufacture of glass and glass products	26	-	-	-
C239	Manufacture of non-metallic mineral products, n.e.c.	4,168	11,890	-	-
C241	Manufacture of basic iron and steel	418	-	-	-
C243	Casting of metals	554	-	-	-
C251	Manufacture of structural metal products, tanks, reservoirs and steam generators	2,326	163	-	-
C259	Manufacture of other fabricated metal products; metal working service activities	686	22	-	-
C265	Manufacture of measuring, testing, navigating and control equipment; watches and clocks	S	S	S	S
C267	Manufacture of optical instruments and photographic equipment	S	S	S	S
C282	Manufacture of special purpose machinery	620	673	-	-
C293	Manufacture of parts and accessories for motor vehicles	3	8	5	-
C310	Manufacture of furniture	1,489	82	-	-
C321	Manufacture of jewelry, bijouterie and related articles	186	-	-	-
C329	Other manufacturing, n.e.c.	622	5,430	-	-
C331	Repair of fabricated metal products, machinery and equipment	830	-	-	-
VII – Central Visayas		689,619	2,429,209	638,084	756
C101	Processing and preserving of meat	29,970	15,353	-	744
C102	Processing and preserving of fish, crustaceans and mollusks	33,672	8,744	-	-
C103	Processing and preserving of fruits and vegetables	6,647	-	-	-
C104	Manufacture of vegetable and animal oils and fats	41,027	457	-	-
C105	Manufacture of dairy products	3,858	6	-	-
C106	Manufacture of grain mill products, starches and starch products	2,743	6,504	-	-
C107	Manufacture of other food products	58,925	29,264	11,711	-
C108	Manufacture of prepared animal feeds	20,469	1,985	-	-
C110	Manufacture of beverages	40,779	2,240,669	-	-
C131	Spinning, weaving and finishing of textiles	115	-	-	-
C139	Manufacture of other textiles	3,729	-	-	-
C141	Manufacture of wearing apparel, except fur apparel	8,421	203	-	-
C142	Custom tailoring and dressmaking	1,238	12	-	-
C151	Tanning and dressing of leather; manufacture of luggage and handbags	S	S	S	S
C152	Manufacture of footwear	6,934	-	-	-
C161	Sawmilling and planing of wood	9,664	147	-	-
C162	Manufacture of products of wood, cork, straw and plaiting materials	4,519	130	-	-

Table 5.2 Number of Establishments and Overhead Expense by Type for Manufacturing Establishments by Region and Industry Group: Philippines, 2018

(Values are in thousand PhP, except number of establishments. Details may not add-up to total due to rounding and/or statistical disclosure control.)

Continued

2009 PSIC Code	Region / Industry Description	Overhead Expense			
		Taxes on Products	Other Taxes on Production	Royalty Fee	Franchise Fee
		(9)	(10)	(11)	(12)
C170	Manufacture of paper and paper products	3,375	26	-	-
C181	Printing and service activities related to printing	20,437	3,278	-	-
C201	Manufacture of basic chemicals	5,555	2,357	-	-
C202	Manufacture of other chemical products, n.e.c.	23,068	1,321	300	-
C210	Manufacture of pharmaceuticals, medicinal chemical and botanical products	657	4,018	-	-
C221	Manufacture of rubber products	4,563	-	-	-
C222	Manufacture of plastics products	17,118	2,836	252	-
C231	Manufacture of glass and glass products	8,257	5,130	-	-
C239	Manufacture of non-metallic mineral products, n.e.c.	68,226	61,559	-	-
C241	Manufacture of basic iron and steel	63,541	275	-	-
C242	Manufacture of basic precious and other non-ferrous metals	S	S	S	S
C243	Casting of metals	1,363	-	-	-
C251	Manufacture of structural metal products, tanks, reservoirs and steam generators	3,004	1,919	-	-
C252	Manufacture of weapons and ammunition	S	S	S	S
C259	Manufacture of other fabricated metal products; metal working service activities	12,758	2,228	-	12
C261	Manufacture of electronic components	7,766	7,648	-	-
C262	Manufacture of computers and peripheral equipment and accessories	S	S	S	S
C263	Manufacture of communication equipment	S	S	S	S
C264	Manufacture of consumer electronics	1,034	-	61,624	-
C265	Manufacture of measuring, testing, navigating and control equipment; watches and clocks	1,170	-	-	-
C267	Manufacture of optical instruments and photographic equipment	3,407	398	5,931	-
C271	Manufacture of electric motors, generators, transformers and electricity distribution and control apparatus	1,382	-	-	-
C273	Manufacture of wiring and wiring devices	S	S	S	S
C274	Manufacture of electric lighting equipment	573	70	-	-
C275	Manufacture of domestic appliances	S	S	S	S
C279	Manufacture of other electrical equipment	S	S	S	S
C281	Manufacture of general purpose machinery	3,863	-	-	-
C282	Manufacture of special purpose machinery	529	1,533	-	-
C291	Manufacture of motor vehicles	8,986	-	-	-
C293	Manufacture of parts and accessories for motor vehicles	40,480	-	146,090	-
C301	Building of ships and boats	9,575	2,325	-	-
C309	Manufacture of transport equipment, n.e.c.	2,529	3,942	108,973	-
C310	Manufacture of furniture	51,495	19,043	521	-
C321	Manufacture of jewelry, bijouterie and related articles	10,702	3,323	-	-
C322	Manufacture of musical instruments	S	S	S	S
C323	Manufacture of sports goods	S	S	S	S

Table 5.2 Number of Establishments and Overhead Expense by Type for Manufacturing Establishments by Region and Industry Group: Philippines, 2018

(Values are in thousand PhP, except number of establishments. Details may not add-up to total due to rounding and/or statistical disclosure control.)

Continued

2009 PSIC Code	Region / Industry Description	Overhead Expense			
		Taxes on Products	Other Taxes on Production	Royalty Fee	Franchise Fee
		(9)	(10)	(11)	(12)
C324	Manufacture of games and toys	S	S	S	S
C325	Manufacture of medical and dental instruments and supplies	22,025	-	-	-
C329	Other manufacturing, n.e.c.	1,998	-	-	-
C331	Repair of fabricated metal products, machinery and equipment	8,729	831	-	-
	VIII – Eastern Visayas	36,096	1,121,614	-	1,000
C101	Processing and preserving of meat	S	S	S	S
C102	Processing and preserving of fish, crustaceans and mollusks	228	515	-	-
C103	Processing and preserving of fruits and vegetables	84	-	-	-
C104	Manufacture of vegetable and animal oils and fats	114	-	-	-
C105	Manufacture of dairy products	S	S	S	S
C106	Manufacture of grain mill products, starches and starch products	1,133	2,111	-	-
C107	Manufacture of other food products	24,096	28,341	-	1,000
C110	Manufacture of beverages	3,668	1,080,963	-	-
C131	Spinning, weaving and finishing of textiles	6	-	-	-
C139	Manufacture of other textiles	S	S	S	S
C141	Manufacture of wearing apparel, except fur apparel	33	-	-	-
C142	Custom tailoring and dressmaking	297	205	-	-
C162	Manufacture of products of wood, cork, straw and plaiting materials	124	632	-	-
C170	Manufacture of paper and paper products	321	-	-	-
C181	Printing and service activities related to printing	1,920	1,042	-	-
C201	Manufacture of basic chemicals	1,570	6,271	-	-
C210	Manufacture of pharmaceuticals, medicinal chemical and botanical products	S	S	S	S
C222	Manufacture of plastics products	241	44	-	-
C231	Manufacture of glass and glass products	107	117	-	-
C239	Manufacture of non-metallic mineral products, n.e.c.	441	351	-	-
C241	Manufacture of basic iron and steel	217	-	-	-
C242	Manufacture of basic precious and other non- ferrous metals	S	S	S	S
C243	Casting of metals	S	S	S	S
C251	Manufacture of structural metal products, tanks, reservoirs and steam generators	226	-	-	-
C259	Manufacture of other fabricated metal products; metal working service activities	207	47	-	-
C273	Manufacture of wiring and wiring devices	S	S	S	S
C282	Manufacture of special purpose machinery	S	S	S	S
C310	Manufacture of furniture	470	-	-	-

Table 5.2 Number of Establishments and Overhead Expense by Type for Manufacturing Establishments by Region and Industry Group: Philippines, 2018

(Values are in thousand PhP, except number of establishments. Details may not add-up to total due to rounding and/or statistical disclosure control.)

Continued

2009 PSIC Code	Region / Industry Description	Overhead Expense			
		Taxes on Products	Other Taxes on Production	Royalty Fee	Franchise Fee
		(9)	(10)	(11)	(12)
C321	Manufacture of jewelry, bijouterie and related articles	-	-	-	-
C329	Other manufacturing, n.e.c.	234	200	-	-
C331	Repair of fabricated metal products, machinery and equipment	156	-	-	-
	IX – Zamboanga Peninsula	261,567	7,887	2,556	12,374
C101	Processing and preserving of meat	147,911	-	-	-
C102	Processing and preserving of fish, crustaceans and mollusks	27,657	785	-	-
C104	Manufacture of vegetable and animal oils and fats	11,629	-	-	-
C105	Manufacture of dairy products	17	-	-	-
C106	Manufacture of grain mill products, starches and starch products	7,010	3,377	-	-
C107	Manufacture of other food products	36,738	2,290	-	12,374
C108	Manufacture of prepared animal feeds	S	S	S	S
C110	Manufacture of beverages	6,997	289	2,556	-
C139	Manufacture of other textiles	S	S	S	S
C142	Custom tailoring and dressmaking	481	80	-	-
C161	Sawmilling and planing of wood	15	12	-	-
C162	Manufacture of products of wood, cork, straw and plaiting materials	S	S	S	S
C181	Printing and service activities related to printing	1,904	329	-	-
C221	Manufacture of rubber products	3,931	315	-	-
C222	Manufacture of plastics products	103	-	-	-
C231	Manufacture of glass and glass products	11	134	-	-
C239	Manufacture of non-metallic mineral products, n.e.c.	897	-	-	-
C241	Manufacture of basic iron and steel	177	-	-	-
C251	Manufacture of structural metal products, tanks, reservoirs and steam generators	230	-	-	-
C259	Manufacture of other fabricated metal products; metal working service activities	6,517	-	-	-
C310	Manufacture of furniture	754	-	-	-
C321	Manufacture of jewelry, bijouterie and related articles	S	S	S	S
C329	Other manufacturing, n.e.c.	-	-	-	-
C331	Repair of fabricated metal products, machinery and equipment	1,206	275	-	-
	X – Northern Mindanao	415,938	2,527,886	490,065	2,372
C101	Processing and preserving of meat	5,692	408	-	-
C102	Processing and preserving of fish, crustaceans and mollusks	S	S	S	S
C103	Processing and preserving of fruits and vegetables	59,714	94	464,383	-

Table 5.2 Number of Establishments and Overhead Expense by Type for Manufacturing Establishments by Region and Industry Group: Philippines, 2018*(Values are in thousand PhP, except number of establishments. Details may not add-up to total due to rounding and/or statistical disclosure control.)**Continued*

2009 PSIC Code	Region / Industry Description	Overhead Expense			
		Taxes on Products	Other Taxes on Production	Royalty Fee	Franchise Fee
		(9)	(10)	(11)	(12)
C104	Manufacture of vegetable and animal oils and fats	2,813	15,609	-	-
C105	Manufacture of dairy products	124	57	-	-
C106	Manufacture of grain mill products, starches and starch products	41,520	148,552	6,713	1,006
C107	Manufacture of other food products	49,216	367,647	18,899	1,366
C108	Manufacture of prepared animal feeds	131,247	112	-	-
C110	Manufacture of beverages	34,115	1,954,593	-	-
C131	Spinning, weaving and finishing of textiles	6	10	-	-
C139	Manufacture of other textiles	27	-	-	-
C141	Manufacture of wearing apparel, except fur apparel	322	-	-	-
C142	Custom tailoring and dressmaking	621	759	-	-
C152	Manufacture of footwear	12	24	-	-
C161	Sawmilling and planing of wood	3,375	3,178	-	-
C162	Manufacture of products of wood, cork, straw and plaiting materials	481	-	-	-
C170	Manufacture of paper and paper products	6,046	121	20	-
C181	Printing and service activities related to printing	781	633	-	-
C192	Manufacture of refined petroleum products	67	162	-	-
C201	Manufacture of basic chemicals	20,332	19,837	-	-
C202	Manufacture of other chemical products, n.e.c.	5,600	947	-	-
C210	Manufacture of pharmaceuticals, medicinal chemical and botanical products	S	S	S	S
C221	Manufacture of rubber products	S	S	S	S
C222	Manufacture of plastics products	1,151	163	-	-
C231	Manufacture of glass and glass products	100	300	50	-
C239	Manufacture of non-metallic mineral products, n.e.c.	22,976	3,029	-	-
C241	Manufacture of basic iron and steel	961	342	-	-
C243	Casting of metals	124	-	-	-
C251	Manufacture of structural metal products, tanks, reservoirs and steam generators	1,070	4,545	-	-
C259	Manufacture of other fabricated metal products; metal working service activities	869	1,801	-	-
C264	Manufacture of consumer electronics	S	S	S	S
C271	Manufacture of electric motors, generators, transformers and electricity distribution and control apparatus	S	S	S	S
C281	Manufacture of general purpose machinery	S	S	S	S
C282	Manufacture of special purpose machinery	S	S	S	S
C291	Manufacture of motor vehicles	521	-	-	-
C293	Manufacture of parts and accessories for motor vehicles	-	-	-	-
C310	Manufacture of furniture	2,540	127	-	-
C321	Manufacture of jewelry, bijouterie and related articles	S	S	S	S
C324	Manufacture of games and toys	S	S	S	S

Table 5.2 Number of Establishments and Overhead Expense by Type for Manufacturing Establishments by Region and Industry Group: Philippines, 2018

(Values are in thousand PhP, except number of establishments. Details may not add-up to total due to rounding and/or statistical disclosure control.)

Continued

2009 PSIC Code	Region / Industry Description	Overhead Expense			
		Taxes on Products	Other Taxes on Production	Royalty Fee	Franchise Fee
		(9)	(10)	(11)	(12)
C329	Other manufacturing, n.e.c.	S	S	S	S
C331	Repair of fabricated metal products, machinery and equipment	22,409	3,841	-	-
	XI – Davao Region	351,256	696,625	4,092	200
C101	Processing and preserving of meat	2,800	-	-	-
C102	Processing and preserving of fish, crustaceans and mollusks	1,642	-	-	-
C103	Processing and preserving of fruits and vegetables	9,408	344	-	-
C104	Manufacture of vegetable and animal oils and fats	16,510	2,572	39	-
C105	Manufacture of dairy products	125	197	-	-
C106	Manufacture of grain mill products, starches and starch products	20,321	1,873	-	-
C107	Manufacture of other food products	38,159	86,079	3,673	-
C108	Manufacture of prepared animal feeds	8,845	37,351	-	-
C110	Manufacture of beverages	47,036	526,293	-	-
C120	Manufacture of tobacco products	S	S	S	S
C139	Manufacture of other textiles	1,779	1,573	380	200
C141	Manufacture of wearing apparel, except fur apparel	1,584	24	-	-
C142	Custom tailoring and dressmaking	873	72	-	-
C152	Manufacture of footwear	15	-	-	-
C161	Sawmilling and planing of wood	2,554	1,369	-	-
C162	Manufacture of products of wood, cork, straw and plaiting materials	8,717	11,676	-	-
C170	Manufacture of paper and paper products	32,990	-	-	-
C181	Printing and service activities related to printing	10,341	237	-	-
C192	Manufacture of refined petroleum products	S	S	S	S
C201	Manufacture of basic chemicals	3,321	-	-	-
C202	Manufacture of other chemical products, n.e.c.	230	2,091	-	-
C210	Manufacture of pharmaceuticals, medicinal chemical and botanical products	997	-	-	-
C221	Manufacture of rubber products	-	-	-	-
C222	Manufacture of plastics products	26,385	6,373	-	-
C231	Manufacture of glass and glass products	326	-	-	-
C239	Manufacture of non-metallic mineral products, n.e.c.	62,455	97	-	-
C241	Manufacture of basic iron and steel	16,537	-	-	-
C242	Manufacture of basic precious and other non-ferrous metals	1,237	80	-	-
C243	Casting of metals	S	S	S	S
C251	Manufacture of structural metal products, tanks, reservoirs and steam generators	3,337	65	-	-
C252	Manufacture of weapons and ammunition	S	S	S	S

Table 5.2 Number of Establishments and Overhead Expense by Type for Manufacturing Establishments by Region and Industry Group: Philippines, 2018

(Values are in thousand PhP, except number of establishments. Details may not add-up to total due to rounding and/or statistical disclosure control.)

Continued

2009 PSIC Code	Region / Industry Description	Overhead Expense			
		Taxes on Products	Other Taxes on Production	Royalty Fee	Franchise Fee
		(9)	(10)	(11)	(12)
C259	Manufacture of other fabricated metal products; metal working service activities	19,692	1,956	-	-
C265	Manufacture of measuring, testing, navigating and control equipment; watches and clocks	S	S	S	S
C271	Manufacture of electric motors, generators, transformers and electricity distribution and control apparatus	S	S	S	S
C275	Manufacture of domestic appliances	-	-	-	-
C281	Manufacture of general purpose machinery	306	-	-	-
C282	Manufacture of special purpose machinery	1,314	1,748	-	-
C291	Manufacture of motor vehicles	S	S	S	S
C293	Manufacture of parts and accessories for motor vehicles	-	-	-	-
C301	Building of ships and boats	S	S	S	S
C310	Manufacture of furniture	3,846	7,054	-	-
C321	Manufacture of jewelry, bijouterie and related articles	-	-	-	-
C329	Other manufacturing, n.e.c.	319	42	-	-
C331	Repair of fabricated metal products, machinery and equipment	4,094	2,422	-	-
	XII – SOCCSKSARGEN	182,081	47,911	249	-
C101	Processing and preserving of meat	7,245	-	-	-
C102	Processing and preserving of fish, crustaceans and mollusks	38,788	24,789	-	-
C103	Processing and preserving of fruits and vegetables	S	S	S	S
C104	Manufacture of vegetable and animal oils and fats	4,141	13,591	-	-
C105	Manufacture of dairy products	39	180	-	-
C106	Manufacture of grain mill products, starches and starch products	9,871	2,216	236	-
C107	Manufacture of other food products	41,971	2,025	-	-
C108	Manufacture of prepared animal feeds	1,590	2,387	-	-
C110	Manufacture of beverages	44,306	94	-	-
C131	Spinning, weaving and finishing of textiles	21	-	-	-
C139	Manufacture of other textiles	58	-	-	-
C141	Manufacture of wearing apparel, except fur apparel	244	-	-	-
C142	Custom tailoring and dressmaking	784	39	-	-
C161	Sawmilling and planing of wood	145	53	-	-
C162	Manufacture of products of wood, cork, straw and plaiting materials	1,132	-	-	-
C170	Manufacture of paper and paper products	2,915	-	-	-
C181	Printing and service activities related to printing	2,252	422	-	-
C192	Manufacture of refined petroleum products	S	S	S	S
C201	Manufacture of basic chemicals	1,945	-	-	-

Table 5.2 Number of Establishments and Overhead Expense by Type for Manufacturing Establishments by Region and Industry Group: Philippines, 2018

(Values are in thousand PhP, except number of establishments. Details may not add-up to total due to rounding and/or statistical disclosure control.)

Continued

2009 PSIC Code	Region / Industry Description	Overhead Expense			
		Taxes on Products	Other Taxes on Production	Royalty Fee	Franchise Fee
		(9)	(10)	(11)	(12)
C202	Manufacture of other chemical products, n.e.c.	S	S	S	S
C221	Manufacture of rubber products	S	S	S	S
C222	Manufacture of plastics products	S	S	S	S
C231	Manufacture of glass and glass products	S	S	S	S
C239	Manufacture of non-metallic mineral products, n.e.c.	774	-	-	-
C241	Manufacture of basic iron and steel	347	29	-	-
C243	Casting of metals	S	S	S	S
C251	Manufacture of structural metal products, tanks, reservoirs and steam generators	4,678	-	-	-
C259	Manufacture of other fabricated metal products; metal working service activities	10,814	-	-	-
C301	Building of ships and boats	S	S	S	S
C310	Manufacture of furniture	1,624	1,845	-	-
C323	Manufacture of sports goods	S	S	S	S
C331	Repair of fabricated metal products, machinery and equipment	4,516	-	-	-
	XIII – Caraga	77,683	218,748	924	11
C101	Processing and preserving of meat	228	1,314	-	-
C102	Processing and preserving of fish, crustaceans and mollusks	S	S	S	S
C103	Processing and preserving of fruits and vegetables	S	S	S	S
C104	Manufacture of vegetable and animal oils and fats	15,869	-	-	-
C106	Manufacture of grain mill products, starches and starch products	740	329	-	-
C107	Manufacture of other food products	16,950	10,001	924	11
C108	Manufacture of prepared animal feeds	-	-	-	-
C110	Manufacture of beverages	1,689	436	-	-
C139	Manufacture of other textiles	2	-	-	-
C141	Manufacture of wearing apparel, except fur apparel	-	145	-	-
C142	Custom tailoring and dressmaking	640	146	-	-
C161	Sawmilling and planing of wood	452	401	-	-
C162	Manufacture of products of wood, cork, straw and plaiting materials	5,085	5,214	-	-
C181	Printing and service activities related to printing	1,345	2,049	-	-
C201	Manufacture of basic chemicals	S	S	S	S
C202	Manufacture of other chemical products, n.e.c.	3,942	1,761	-	-
C231	Manufacture of glass and glass products	S	S	S	S
C239	Manufacture of non-metallic mineral products, n.e.c.	1,970	356	-	-
C241	Manufacture of basic iron and steel	45	139	-	-

Table 5.2 Number of Establishments and Overhead Expense by Type for Manufacturing Establishments by Region and Industry Group: Philippines, 2018

(Values are in thousand PhP, except number of establishments. Details may not add-up to total due to rounding and/or statistical disclosure control.)

Continued

2009 PSIC Code	Region / Industry Description	Overhead Expense			
		Taxes on Products	Other Taxes on Production	Royalty Fee	Franchise Fee
		(9)	(10)	(11)	(12)
C242	Manufacture of basic precious and other non-ferrous metals	S	S	S	S
C259	Manufacture of other fabricated metal products; metal working service activities	1,290	518	-	-
C275	Manufacture of domestic appliances	12	-	-	-
C301	Building of ships and boats	S	S	S	S
C309	Manufacture of transport equipment, n.e.c.	35	106	-	-
C310	Manufacture of furniture	1,406	-	-	-
C321	Manufacture of jewelry, bijouterie and related articles	-	2	-	-
C324	Manufacture of games and toys	22	-	-	-
C329	Other manufacturing, n.e.c.	197	-	-	-
C331	Repair of fabricated metal products, machinery and equipment	3,722	771	-	-
	Autonomous Region in Muslim Mindanao	15,735	628	-	-
C104	Manufacture of vegetable and animal oils and fats	S	S	S	S
C106	Manufacture of grain mill products, starches and starch products	277	82	-	-
C107	Manufacture of other food products	3,151	546	-	-
C108	Manufacture of prepared animal feeds	19	-	-	-
C110	Manufacture of beverages	1,353	-	-	-
C142	Custom tailoring and dressmaking	127	-	-	-
C181	Printing and service activities related to printing	128	-	-	-
C221	Manufacture of rubber products	S	S	S	S
C239	Manufacture of non-metallic mineral products, n.e.c.	42	-	-	-
C251	Manufacture of structural metal products, tanks, reservoirs and steam generators	5	-	-	-
C310	Manufacture of furniture	624	-	-	-

Table 5.2 Number of Establishments and Overhead Expense by Type for Manufacturing Establishments by Region and Industry Group: Philippines, 2018

(Values are in thousand PhP, except number of establishments. Details may not add-up to total due to rounding and/or statistical disclosure control.)

Continued

2009 PSIC Code	Region / Industry Description	Overhead Expense			
		Research and Development (R&D) Expense	Depreciation for Machineries Used in Production	Amortization for Intangible Assets Used in Production	Other Overhead Cost
		(13)	(14)	(15)	(16)
	Philippines	13,092,445	129,664,540	10,100,718	39,776,720
C101	Processing and preserving of meat	2,853	1,351,320	24,271	437,428
C102	Processing and preserving of fish, crustaceans and mollusks	9,240	1,507,892	582	1,831,797
C103	Processing and preserving of fruits and vegetables	21,445	596,757	49,476	5,000,715
C104	Manufacture of vegetable and animal oils and fats	1,767	1,812,514	-	644,631
C105	Manufacture of dairy products	20	1,512,471	4,261,247	126,854
C106	Manufacture of grain mill products, starches and starch products	1,604	1,602,026	13,541	383,283
C107	Manufacture of other food products	161,809	8,446,127	159,743	4,759,677
C108	Manufacture of prepared animal feeds	2,064	1,652,005	-	6,041,174
C110	Manufacture of beverages	17,411	4,216,848	1,849,901	1,283,713
C120	Manufacture of tobacco products	96,934	942,599	-	712,008
C131	Spinning, weaving and finishing of textiles	-	292,149	50	28,686
C139	Manufacture of other textiles	1,181	204,512	1,246	16,887
C141	Manufacture of wearing apparel, except fur apparel	16,108	555,644	2,559	735,385
C142	Custom tailoring and dressmaking	242	21,638	-	870
C143	Manufacture of knitted and crocheted apparel	6	86,115	-	35,445
C151	Tanning and dressing of leather; manufacture of luggage and handbags	782	319,735	309	6,725
C152	Manufacture of footwear	2,086	170,923	40	69,197
C161	Sawmilling and planing of wood	332	15,808	787	4,239
C162	Manufacture of products of wood, cork, straw and plaiting materials	1,473	879,241	1,738	257,025
C170	Manufacture of paper and paper products	3,763	1,528,041	7,758	257,819
C181	Printing and service activities related to printing	967	941,301	6,041	267,859
C182	Reproduction of recorded media	-	28,202	-	-
C192	Manufacture of refined petroleum products	-	5,321,808	6,375	3,057
C199	Manufacture of other fuel products	-	151,980	-	44,144
C201	Manufacture of basic chemicals	3,558	2,410,117	69,686	337,985
C202	Manufacture of other chemical products, n.e.c.	16,125	2,419,246	48,725	1,063,125
C203	Manufacture of man-made fibers	S	S	S	S
C210	Manufacture of pharmaceuticals, medicinal chemical and botanical products	31,823	1,436,704	497,284	2,976,349
C221	Manufacture of rubber products	48	2,180,246	17,426	405,187
C222	Manufacture of plastics products	12,139	3,008,385	62,533	297,197
C231	Manufacture of glass and glass products	1,241	1,400,420	3,426	968,243
C239	Manufacture of non-metallic mineral products, n.e.c.	32,384	6,643,099	42,143	1,467,624
C241	Manufacture of basic iron and steel	153	1,022,963	4,939	119,004
C242	Manufacture of basic precious and other non-ferrous metals	844	8,189,283	628,600	926,286
C243	Casting of metals	-	343,404	10,966	33,360

Table 5.2 Number of Establishments and Overhead Expense by Type for Manufacturing Establishments by Region and Industry Group: Philippines, 2018

(Values are in thousand PhP, except number of establishments. Details may not add-up to total due to rounding and/or statistical disclosure control.)

Continued

2009 PSIC Code	Region / Industry Description	Overhead Expense			
		Research and Development (R&D) Expense	Depreciation for Machineries Used in Production	Amortization for Intangible Assets Used in Production	Other Overhead Cost
		(13)	(14)	(15)	(16)
C251	Manufacture of structural metal products, tanks, reservoirs and steam generators	561	925,807	747	124,612
C252	Manufacture of weapons and ammunition	64	9,448	-	7,640
C259	Manufacture of other fabricated metal products; metal working service activities	12,441	2,021,126	17,825	285,560
C261	Manufacture of electronic components	164,447	38,453,850	1,933,865	3,801,328
C262	Manufacture of computers and peripheral equipment and accessories	-	2,331,185	11,850	318,206
C263	Manufacture of communication equipment	71,509	193,881	255	24,002
C264	Manufacture of consumer electronics	2,938	974,691	6,382	127,310
C265	Manufacture of measuring, testing, navigating and control equipment; watches and clocks	-	61,156	2,759	48,429
C267	Manufacture of optical instruments and photographic equipment	-	528,936	5,268	130,279
C271	Manufacture of electric motors, generators, transformers and electricity distribution and control apparatus	818	506,342	2,191	74,830
C272	Manufacture of batteries and accumulators	-	3,212	-	11,465
C273	Manufacture of wiring and wiring devices	987	290,886	1,501	139,088
C274	Manufacture of electric lighting equipment	2,046	274,782	-	13,547
C275	Manufacture of domestic appliances	487	39,512	-	133,892
C279	Manufacture of other electrical equipment	252,357	1,241,228	85,463	81,925
C281	Manufacture of general purpose machinery	7,157	1,262,784	8,881	139,901
C282	Manufacture of special purpose machinery	471	1,968,249	35,289	498,973
C291	Manufacture of motor vehicles	39,473	215,332	3,068	223,155
C292	Manufacture of bodies (coachwork) for motor vehicles; manufacture of trailers and semi-trailers	3	46,639	84	6,729
C293	Manufacture of parts and accessories for motor vehicles	2,489	6,673,608	72,300	2,147,909
C301	Building of ships and boats	12,030,968	2,495,802	-	11,343
C302	Manufacture of railway locomotive and rolling stock	S	S	S	S
C303	Manufacture of air and spacecraft and related machinery	16,574	944,812	131	20,906
C309	Manufacture of transport equipment, n.e.c.	125	785,779	3,633	379,182
C310	Manufacture of furniture	8,993	413,306	30,806	79,181
C321	Manufacture of jewelry, bijouterie and related articles	1,274	50,044	4,247	2,116
C322	Manufacture of musical instruments	-	1,907	1,314	3,406
C323	Manufacture of sports goods	5,283	60,456	-	75
C324	Manufacture of games and toys	-	50,710	-	1,149
C325	Manufacture of medical and dental instruments and supplies	448	1,911,469	91,658	475,145
C329	Other manufacturing, n.e.c.	-	77,325	488	16,776
C331	Repair of fabricated metal products, machinery and equipment	30,127	1,634,908	9,319	82,243
C332	Installation of industrial machinery and equipment	-	3,102	-	-

Table 5.2 Number of Establishments and Overhead Expense by Type for Manufacturing Establishments by Region and Industry Group: Philippines, 2018

(Values are in thousand PhP, except number of establishments. Details may not add-up to total due to rounding and/or statistical disclosure control.)

Continued

2009 PSIC Code	Region / Industry Description	Overhead Expense			
		Research and Development (R&D) Expense	Depreciation for Machineries Used in Production	Amortization for Intangible Assets Used in Production	Other Overhead Cost
		(13)	(14)	(15)	(16)
	National Capital Region	298,235	15,200,870	714,920	9,841,678
C101	Processing and preserving of meat	210	241,162	-	457
C102	Processing and preserving of fish, crustaceans and mollusks	254	215,366	138	987,369
C103	Processing and preserving of fruits and vegetables	75	60,306	2,003	2,007
C104	Manufacture of vegetable and animal oils and fats	-	507,809	-	306,958
C105	Manufacture of dairy products	-	328,795	-	125,911
C106	Manufacture of grain mill products, starches and starch products	1,417	440,094	434	200,202
C107	Manufacture of other food products	127,884	1,950,341	28,367	2,659,065
C108	Manufacture of prepared animal feeds	-	123,124	-	4,127
C110	Manufacture of beverages	13,276	955,542	80,394	265,138
C120	Manufacture of tobacco products	96,934	606,097	-	496,260
C131	Spinning, weaving and finishing of textiles	-	37,277	22	4,492
C139	Manufacture of other textiles	-	47,341	-	8,540
C141	Manufacture of wearing apparel, except fur apparel	15,524	101,059	113	6,675
C142	Custom tailoring and dressmaking	-	3,167	-	-
C143	Manufacture of knitted and crocheted apparel	-	19,502	-	951
C151	Tanning and dressing of leather; manufacture of luggage and handbags	-	7,185	-	339
C152	Manufacture of footwear	-	17,194	-	-
C161	Sawmilling and planing of wood	-	5,193	-	-
C162	Manufacture of products of wood, cork, straw and plaiting materials	-	2,672	-	401
C170	Manufacture of paper and paper products	-	633,085	159	8,648
C181	Printing and service activities related to printing	867	471,612	2,339	232,922
C192	Manufacture of refined petroleum products	-	3,087	-	-
C199	Manufacture of other fuel products	S	S	S	S
C201	Manufacture of basic chemicals	1,414	127,796	68,801	14,548
C202	Manufacture of other chemical products, n.e.c.	5,953	958,494	46,555	43,834
C203	Manufacture of man-made fibers	S	S	S	S
C210	Manufacture of pharmaceuticals, medicinal chemical and botanical products	1,787	753,413	439,902	2,916,723
C221	Manufacture of rubber products	48	108,694	-	448
C222	Manufacture of plastics products	2,303	1,069,033	942	4,515
C231	Manufacture of glass and glass products	-	204,859	-	26,631
C239	Manufacture of non-metallic mineral products, n.e.c.	18,959	209,861	18,938	324,546
C241	Manufacture of basic iron and steel	-	211,530	228	24,956
C242	Manufacture of basic precious and other non-ferrous metals	-	43,835	-	24
C243	Casting of metals	-	23,296	10,235	14,388

Table 5.2 Number of Establishments and Overhead Expense by Type for Manufacturing Establishments by Region and Industry Group: Philippines, 2018

(Values are in thousand PhP, except number of establishments. Details may not add-up to total due to rounding and/or statistical disclosure control.)

Continued

2009 PSIC Code	Region / Industry Description	Overhead Expense			
		Research and Development (R&D) Expense	Depreciation for Machineries Used in Production	Amortization for Intangible Assets Used in Production	Other Overhead Cost
		(13)	(14)	(15)	(16)
C251	Manufacture of structural metal products, tanks, reservoirs and steam generators	316	434,767	276	48,395
C252	Manufacture of weapons and ammunition	-	9,088	-	7,640
C259	Manufacture of other fabricated metal products; metal working service activities	6,326	385,605	1,165	133,639
C261	Manufacture of electronic components	1,641	2,423,268	-	441,354
C262	Manufacture of computers and peripheral equipment and accessories	S	S	S	S
C264	Manufacture of consumer electronics	8	22,715	-	298
C265	Manufacture of measuring, testing, navigating and control equipment; watches and clocks	-	4,918	-	-
C267	Manufacture of optical instruments and photographic equipment	S	S	S	S
C271	Manufacture of electric motors, generators, transformers and electricity distribution and control apparatus	10	7,202	-	2
C272	Manufacture of batteries and accumulators	S	S	S	S
C273	Manufacture of wiring and wiring devices	-	31,330	-	31,523
C274	Manufacture of electric lighting equipment	7	2,169	-	5,437
C275	Manufacture of domestic appliances	-	20,543	-	99,574
C279	Manufacture of other electrical equipment	-	1,868	-	-
C281	Manufacture of general purpose machinery	531	86,365	1,092	32,354
C282	Manufacture of special purpose machinery	-	16,127	-	13,355
C291	Manufacture of motor vehicles	-	2,009	-	-
C292	Manufacture of bodies (coachwork) for motor vehicles; manufacture of trailers and semi-trailers	-	24,849	-	367
C293	Manufacture of parts and accessories for motor vehicles	-	399,330	5,136	32,705
C301	Building of ships and boats	-	621	-	10
C303	Manufacture of air and spacecraft and related machinery	S	S	S	S
C309	Manufacture of transport equipment, n.e.c.	-	68,991	-	289,824
C310	Manufacture of furniture	1,410	208,624	-	3,619
C321	Manufacture of jewelry, bijouterie and related articles	-	699	-	-
C322	Manufacture of musical instruments	S	S	S	S
C323	Manufacture of sports goods	-	11,526	-	-
C324	Manufacture of games and toys	-	1,437	-	-
C325	Manufacture of medical and dental instruments and supplies	-	16,369	13	5
C329	Other manufacturing, n.e.c.	-	18,190	-	294
C331	Repair of fabricated metal products, machinery and equipment	1,078	509,677	7,670	5,802
C332	Installation of industrial machinery and equipment	-	203	-	-
	Cordillera Administrative Region	23,529	2,315,175	2,811	17,812
C101	Processing and preserving of meat	-	9,255	-	-

Table 5.2 Number of Establishments and Overhead Expense by Type for Manufacturing Establishments by Region and Industry Group: Philippines, 2018

(Values are in thousand PhP, except number of establishments. Details may not add-up to total due to rounding and/or statistical disclosure control.)

Continued

2009 PSIC Code	Region / Industry Description	Overhead Expense			
		Research and Development (R&D) Expense	Depreciation for Machineries Used in Production	Amortization for Intangible Assets Used in Production	Other Overhead Cost
		(13)	(14)	(15)	(16)
C102	Processing and preserving of fish, crustaceans and mollusks	-	1,893	-	-
C103	Processing and preserving of fruits and vegetables	21,227	9,399	-	-
C105	Manufacture of dairy products	S	182	23	-
C106	Manufacture of grain mill products, starches and starch products	-	2,445	-	-
C107	Manufacture of other food products	1,216	8,866	160	-
C110	Manufacture of beverages	-	24,925	2,597	347
C131	Spinning, weaving and finishing of textiles	-	363	-	-
C139	Manufacture of other textiles	-	990	-	-
C141	Manufacture of wearing apparel, except fur apparel	S	S	S	S
C142	Custom tailoring and dressmaking	-	2,128	-	-
C162	Manufacture of products of wood, cork, straw and plaiting materials	-	139	-	29
C181	Printing and service activities related to printing	-	4,842	-	-
C201	Manufacture of basic chemicals	-	351	-	-
C221	Manufacture of rubber products	-	69	-	-
C222	Manufacture of plastics products	S	S	S	S
C231	Manufacture of glass and glass products	S	S	S	S
C239	Manufacture of non-metallic mineral products, n.e.c.	-	7,114	-	-
C241	Manufacture of basic iron and steel	-	702	-	-
C251	Manufacture of structural metal products, tanks, reservoirs and steam generators	-	1,584	-	-
C259	Manufacture of other fabricated metal products; metal working service activities	-	907	-	-
C261	Manufacture of electronic components	S	S	S	S
C303	Manufacture of air and spacecraft and related machinery	S	S	S	S
C310	Manufacture of furniture	-	20	30	-
C321	Manufacture of jewelry, bijouterie and related articles	S	S	S	S
I – Ilocos Region		1,879	879,843	1,864	16,729
C101	Processing and preserving of meat	-	27,282	-	-
C102	Processing and preserving of fish, crustaceans and mollusks	-	12,226	-	8,844
C103	Processing and preserving of fruits and vegetables	-	3,512	-	-
C105	Manufacture of dairy products	S	S	S	S
C106	Manufacture of grain mill products, starches and starch products	-	8,914	-	-
C107	Manufacture of other food products	1,083	35,883	1,864	4,114
C108	Manufacture of prepared animal feeds	-	6,573	-	-
C110	Manufacture of beverages	-	68,444	-	22
C120	Manufacture of tobacco products	S	S	S	S

Table 5.2 Number of Establishments and Overhead Expense by Type for Manufacturing Establishments by Region and Industry Group: Philippines, 2018

(Values are in thousand PhP, except number of establishments. Details may not add-up to total due to rounding and/or statistical disclosure control.)

Continued

2009 PSIC Code	Region / Industry Description	Overhead Expense			
		Research and Development (R&D) Expense	Depreciation for Machineries Used in Production	Amortization for Intangible Assets Used in Production	Other Overhead Cost
		(13)	(14)	(15)	(16)
C131	Spinning, weaving and finishing of textiles	-	90	-	-
C141	Manufacture of wearing apparel, except fur apparel	-	80	-	-
C142	Custom tailoring and dressmaking	-	576	-	-
C152	Manufacture of footwear	-	14	-	-
C162	Manufacture of products of wood, cork, straw and plaiting materials	-	130	-	-
C170	Manufacture of paper and paper products	-	28,567	-	488
C181	Printing and service activities related to printing	-	8,935	-	-
C201	Manufacture of basic chemicals	-	838	-	-
C210	Manufacture of pharmaceuticals, medicinal chemical and botanical products	S	S	S	S
C221	Manufacture of rubber products	-	-	-	-
C231	Manufacture of glass and glass products	-	30	-	-
C239	Manufacture of non-metallic mineral products, n.e.c.	-	657,953	-	-
C241	Manufacture of basic iron and steel	-	9,217	-	954
C251	Manufacture of structural metal products, tanks, reservoirs and steam generators	-	2,739	-	896
C259	Manufacture of other fabricated metal products; metal working service activities	-	277	-	-
C273	Manufacture of wiring and wiring devices	S	S	S	S
C282	Manufacture of special purpose machinery	S	S	S	S
C292	Manufacture of bodies (coachwork) for motor vehicles; manufacture of trailers and semi-trailers	-	156	-	-
C293	Manufacture of parts and accessories for motor vehicles	-	18	-	-
C309	Manufacture of transport equipment, n.e.c.	-	484	-	-
C321	Manufacture of jewelry, bijouterie and related articles	S	S	S	S
C324	Manufacture of games and toys	S	S	S	S
C329	Other manufacturing, n.e.c.	-	811	-	-
C331	Repair of fabricated metal products, machinery and equipment	-	1,270	-	-
	II – Cagayan Valley	-	427,702	2,753	42,706
C101	Processing and preserving of meat	-	11,826	-	-
C102	Processing and preserving of fish, crustaceans and mollusks	-	8	-	-
C103	Processing and preserving of fruits and vegetables	-	337	-	-
C104	Manufacture of vegetable and animal oils and fats	S	S	S	S
C105	Manufacture of dairy products	-	282	-	-
C106	Manufacture of grain mill products, starches and starch products	-	158,359	2,739	-
C107	Manufacture of other food products	-	9,525	-	-

Table 5.2 Number of Establishments and Overhead Expense by Type for Manufacturing Establishments by Region and Industry Group: Philippines, 2018

(Values are in thousand PhP, except number of establishments. Details may not add-up to total due to rounding and/or statistical disclosure control.)

Continued

2009 PSIC Code	Region / Industry Description	Overhead Expense			
		Research and Development (R&D) Expense	Depreciation for Machineries Used in Production	Amortization for Intangible Assets Used in Production	Other Overhead Cost
		(13)	(14)	(15)	(16)
C108	Manufacture of prepared animal feeds	-	4,643	-	1,176
C110	Manufacture of beverages	-	61,837	15	7
C120	Manufacture of tobacco products	-	16,727	-	-
C131	Spinning, weaving and finishing of textiles	-	97	-	-
C139	Manufacture of other textiles	-	4	-	-
C142	Custom tailoring and dressmaking	-	721	-	-
C151	Tanning and dressing of leather; manufacture of luggage and handbags	-	60	-	-
C162	Manufacture of products of wood, cork, straw and plaiting materials	-	46	-	-
C181	Printing and service activities related to printing	-	3,641	-	-
C182	Reproduction of recorded media	-	761	-	-
C199	Manufacture of other fuel products	S	S	S	S
C201	Manufacture of basic chemicals	S	S	S	S
C222	Manufacture of plastics products	-	-	-	-
C239	Manufacture of non-metallic mineral products, n.e.c.	-	517	-	-
C241	Manufacture of basic iron and steel	-	9	-	-
C251	Manufacture of structural metal products, tanks, reservoirs and steam generators	-	345	-	-
C252	Manufacture of weapons and ammunition	S	S	S	S
C259	Manufacture of other fabricated metal products; metal working service activities	-	996	-	-
C279	Manufacture of other electrical equipment	-	-	-	-
C282	Manufacture of special purpose machinery	-	2,588	-	-
C310	Manufacture of furniture	-	1,573	-	-
C321	Manufacture of jewelry, bijouterie and related articles	-	7	-	-
C329	Other manufacturing, n.e.c.	S	S	S	S
C331	Repair of fabricated metal products, machinery and equipment	-	1,118	-	-
III – Central Luzon		12,109,773	21,463,424	1,158,835	2,134,391
C101	Processing and preserving of meat	839	287,206	82	3,252
C102	Processing and preserving of fish, crustaceans and mollusks	-	46,603	-	172,436
C103	Processing and preserving of fruits and vegetables	-	65,949	38,616	570
C104	Manufacture of vegetable and animal oils and fats	-	235	-	30
C105	Manufacture of dairy products	-	70,880	-	892
C106	Manufacture of grain mill products, starches and starch products	-	211,571	-	362
C107	Manufacture of other food products	2,350	607,081	2,772	59,216
C108	Manufacture of prepared animal feeds	1,984	386,482	-	43,087
C110	Manufacture of beverages	-	945,996	1,045,751	240
C120	Manufacture of tobacco products	S	S	S	S
C131	Spinning, weaving and finishing of textiles	-	102,874	28	22,043

Table 5.2 Number of Establishments and Overhead Expense by Type for Manufacturing Establishments by Region and Industry Group: Philippines, 2018

(Values are in thousand PhP, except number of establishments. Details may not add-up to total due to rounding and/or statistical disclosure control.)

Continued

2009 PSIC Code	Region / Industry Description	Overhead Expense			
		Research and Development (R&D) Expense	Depreciation for Machineries Used in Production	Amortization for Intangible Assets Used in Production	Other Overhead Cost
		(13)	(14)	(15)	(16)
C139	Manufacture of other textiles	-	27,698	14	5,847
C141	Manufacture of wearing apparel, except fur apparel	26	99,214	85	686,655
C142	Custom tailoring and dressmaking	-	1,284	-	-
C143	Manufacture of knitted and crocheted apparel	-	16,698	-	-
C151	Tanning and dressing of leather; manufacture of luggage and handbags	-	70,833	-	6,386
C152	Manufacture of footwear	2,000	37,477	40	63,444
C161	Sawmilling and planing of wood	S	S	S	S
C162	Manufacture of products of wood, cork, straw and plaiting materials	-	44,928	738	6
C170	Manufacture of paper and paper products	7	200,198	488	207,019
C181	Printing and service activities related to printing	100	12,062	1,348	-
C192	Manufacture of refined petroleum products	-	4,651,670	-	91
C201	Manufacture of basic chemicals	109	125,767	-	39,436
C202	Manufacture of other chemical products, n.e.c.	214	84,091	33	2,790
C210	Manufacture of pharmaceuticals, medicinal chemical and botanical products	22,530	114,167	19,241	2,543
C221	Manufacture of rubber products	-	1,577,992	7,608	332,050
C222	Manufacture of plastics products	1,696	254,977	662	115,098
C231	Manufacture of glass and glass products	1,241	20,327	2,557	5,778
C239	Manufacture of non-metallic mineral products, n.e.c.	5,076	1,494,167	13,513	23,817
C241	Manufacture of basic iron and steel	-	288,449	4,689	20,693
C242	Manufacture of basic precious and other non-ferrous metals	-	16,385	-	6,052
C243	Casting of metals	-	9,626	-	-
C251	Manufacture of structural metal products, tanks, reservoirs and steam generators	220	35,205	-	2,783
C259	Manufacture of other fabricated metal products; metal working service activities	-	245,727	150	10,467
C261	Manufacture of electronic components	8,199	5,359,379	8,184	125,055
C262	Manufacture of computers and peripheral equipment and accessories	-	847,352	6,000	85,667
C263	Manufacture of communication equipment	S	S	S	S
C264	Manufacture of consumer electronics	-	3,441	-	-
C265	Manufacture of measuring, testing, navigating and control equipment; watches and clocks	-	3,869	-	27
C271	Manufacture of electric motors, generators, transformers and electricity distribution and control apparatus	-	16,116	993	191
C272	Manufacture of batteries and accumulators	S	S	S	S
C273	Manufacture of wiring and wiring devices	-	50,889	-	17
C274	Manufacture of electric lighting equipment	2,039	8,432	-	3,548
C275	Manufacture of domestic appliances	-	1,642	-	-
C279	Manufacture of other electrical equipment	-	23,418	-	-
C281	Manufacture of general purpose machinery	-	39,488	-	-
C282	Manufacture of special purpose machinery	-	6,307	-	778

Table 5.2 Number of Establishments and Overhead Expense by Type for Manufacturing Establishments by Region and Industry Group: Philippines, 2018

(Values are in thousand PhP, except number of establishments. Details may not add-up to total due to rounding and/or statistical disclosure control.)

Continued

2009 PSIC Code	Region / Industry Description	Overhead Expense			
		Research and Development (R&D) Expense	Depreciation for Machineries Used in Production	Amortization for Intangible Assets Used in Production	Other Overhead Cost
		(13)	(14)	(15)	(16)
C291	Manufacture of motor vehicles	-	781	-	-
C292	Manufacture of bodies (coachwork) for motor vehicles; manufacture of trailers and semi-trailers	S	S	S	S
C293	Manufacture of parts and accessories for motor vehicles	-	707,273	-	3,422
C301	Building of ships and boats	S	S	S	S
C303	Manufacture of air and spacecraft and related machinery	-	3,032	131	3,488
C309	Manufacture of transport equipment, n.e.c.	-	1,308	-	-
C310	Manufacture of furniture	783	14,772	234	7,521
C321	Manufacture of jewelry, bijouterie and related articles	-	1,478	-	152
C322	Manufacture of musical instruments	S	S	S	S
C323	Manufacture of sports goods	-	34,890	-	-
C324	Manufacture of games and toys	-	11,335	-	-
C325	Manufacture of medical and dental instruments and supplies	448	208,684	3,474	33,858
C329	Other manufacturing, n.e.c.	-	18,923	477	2,516
C331	Repair of fabricated metal products, machinery and equipment	28,943	615,848	926	24,326
C332	Installation of industrial machinery and equipment	S	S	S	S
IVA – CALABARZON		546,144	64,250,567	6,656,690	13,361,143
C101	Processing and preserving of meat	1,722	555,822	20,060	367,161
C102	Processing and preserving of fish, crustaceans and mollusks	2,080	98,572	-	325,906
C103	Processing and preserving of fruits and vegetables	18	76,947	5,159	9111
C104	Manufacture of vegetable and animal oils and fats	1,557	305,510	-	84,165
C105	Manufacture of dairy products	-	1,104,647	4,261,224	-
C106	Manufacture of grain mill products, starches and starch products	-	78,965	50	9,281
C107	Manufacture of other food products	21,837	3,297,798	9,556	261,008
C108	Manufacture of prepared animal feeds	-	97,963	-	7,440
C110	Manufacture of beverages	2,344	1,377,311	71,135	823,697
C120	Manufacture of tobacco products	-	253,141	-	215,748
C131	Spinning, weaving and finishing of textiles	-	149,776	-	2,151
C139	Manufacture of other textiles	1,052	52,155	-	156
C141	Manufacture of wearing apparel, except fur apparel	19	207,216	1,942	40,708
C142	Custom tailoring and dressmaking	242	3,063	-	858
C143	Manufacture of knitted and crocheted apparel	6	49,915	-	34,494
C151	Tanning and dressing of leather; manufacture of luggage and handbags	-	240,463	220	-
C152	Manufacture of footwear	85	106,563	-	4,002
C161	Sawmilling and planing of wood	S	S	S	S

Table 5.2 Number of Establishments and Overhead Expense by Type for Manufacturing Establishments by Region and Industry Group: Philippines, 2018

(Values are in thousand PhP, except number of establishments. Details may not add-up to total due to rounding and/or statistical disclosure control.)

Continued

2009 PSIC Code	Region / Industry Description	Overhead Expense			
		Research and Development (R&D) Expense	Depreciation for Machineries Used in Production	Amortization for Intangible Assets Used in Production	Other Overhead Cost
		(13)	(14)	(15)	(16)
C162	Manufacture of products of wood, cork, straw and plaiting materials	-	629,555	1,000	250,159
C170	Manufacture of paper and paper products	3,691	391,903	7,112	9,904
C181	Printing and service activities related to printing	-	180,988	-	30,432
C182	Reproduction of recorded media	S	S	S	S
C192	Manufacture of refined petroleum products	S	S	S	S
C199	Manufacture of other fuel products	S	S	S	S
C201	Manufacture of basic chemicals	1,795	1,669,494	-	222,122
C202	Manufacture of other chemical products, n.e.c.	9,850	1,245,284	2,137	803,782
C210	Manufacture of pharmaceuticals, medicinal chemical and botanical products	7,499	535,686	38,141	15,290
C221	Manufacture of rubber products	-	290,075	9,600	71,807
C222	Manufacture of plastics products	7,053	1,384,337	16,639	159,084
C231	Manufacture of glass and glass products	-	1,131,792	869	934,127
C239	Manufacture of non-metallic mineral products, n.e.c.	-	2,075,684	8,391	1,026,948
C241	Manufacture of basic iron and steel	153	401,007	22	39,836
C242	Manufacture of basic precious and other non-ferrous metals	844	32,063	20	6,331
C243	Casting of metals	-	177,050	359	18,214
C251	Manufacture of structural metal products, tanks, reservoirs and steam generators	-	370,247	193	72,358
C252	Manufacture of weapons and ammunition	S	S	S	S
C259	Manufacture of other fabricated metal products; metal working service activities	5,812	1,068,277	15,340	133,123
C261	Manufacture of electronic components	154,607	27,283,356	1,925,681	3,191,952
C262	Manufacture of computers and peripheral equipment and accessories	-	1,363,974	5,851	232,539
C263	Manufacture of communication equipment	-	35,154	-	17,672
C264	Manufacture of consumer electronics	1,505	864,322	4,906	127,012
C265	Manufacture of measuring, testing, navigating and control equipment; watches and clocks	-	16,064	2,015	2,903
C267	Manufacture of optical instruments and photographic equipment	-	385,834	5,140	117,315
C271	Manufacture of electric motors, generators, transformers and electricity distribution and control apparatus	808	451,539	1,198	74,636
C272	Manufacture of batteries and accumulators	S	S	S	S
C273	Manufacture of wiring and wiring devices	190	197,169	1,501	6,500
C274	Manufacture of electric lighting equipment	-	255,647	-	4,562
C275	Manufacture of domestic appliances	-	13,263	-	31,219
C279	Manufacture of other electrical equipment	252,357	1,200,911	7,051	81,925
C281	Manufacture of general purpose machinery	6,626	1,076,011	7,697	107,354
C282	Manufacture of special purpose machinery	313	1,921,930	35,289	475,915
C291	Manufacture of motor vehicles	39,473	186,439	3,068	213,393
C292	Manufacture of bodies (coachwork) for motor vehicles; manufacture of trailers and semi-trailers	3	20,750	84	6,362

Table 5.2 Number of Establishments and Overhead Expense by Type for Manufacturing Establishments by Region and Industry Group: Philippines, 2018

(Values are in thousand PhP, except number of establishments. Details may not add-up to total due to rounding and/or statistical disclosure control.)

Continued

2009 PSIC Code	Region / Industry Description	Overhead Expense			
		Research and Development (R&D) Expense	Depreciation for Machineries Used in Production	Amortization for Intangible Assets Used in Production	Other Overhead Cost
		(13)	(14)	(15)	(16)
C293	Manufacture of parts and accessories for motor vehicles	471	5,470,076	67,164	2,111,783
C301	Building of ships and boats	-	6,443	-	-
C302	Manufacture of railway locomotive and rolling stock	S	S	S	S
C303	Manufacture of air and spacecraft and related machinery	S	S	S	S
C309	Manufacture of transport equipment, n.e.c.	125	635,467	3,122	62,100
C310	Manufacture of furniture	148	62,147	27,003	10,367
C321	Manufacture of jewelry, bijouterie and related articles	-	2,909	-	-
C322	Manufacture of musical instruments	S	S	S	S
C323	Manufacture of sports goods	5,283	8,804	-	75
C324	Manufacture of games and toys	-	36,617	-	290
C325	Manufacture of medical and dental instruments and supplies	-	1,599,423	83,063	441,282
C329	Other manufacturing, n.e.c.	-	25,578	-	13,131
C331	Repair of fabricated metal products, machinery and equipment	-	314,114	-	44,362
C332	Installation of industrial machinery and equipment	S	S	S	S
	MIMAROPA	75	1,703,761	3,503	2,707
C101	Processing and preserving of meat	-	111	-	-
C102	Processing and preserving of fish, crustaceans and mollusks	S	S	S	S
C103	Processing and preserving of fruits and vegetables	S	S	S	S
C104	Manufacture of vegetable and animal oils and fats	75	24,651	-	2,707
C105	Manufacture of dairy products	-	100	-	-
C106	Manufacture of grain mill products, starches and starch products	-	41,072	-	-
C107	Manufacture of other food products	-	37,346	1,491	-
C110	Manufacture of beverages	-	27,776	-	-
C131	Spinning, weaving and finishing of textiles	-	39	-	-
C141	Manufacture of wearing apparel, except fur apparel	-	8	-	-
C142	Custom tailoring and dressmaking	-	775	-	-
C151	Tanning and dressing of leather; manufacture of luggage and handbags	-	-	-	-
C161	Sawmilling and planing of wood	-	4	-	-
C162	Manufacture of products of wood, cork, straw and plaiting materials	-	127	-	-
C181	Printing and service activities related to printing	-	25,722	-	-
C201	Manufacture of basic chemicals	-	1	-	-

Table 5.2 Number of Establishments and Overhead Expense by Type for Manufacturing Establishments by Region and Industry Group: Philippines, 2018

(Values are in thousand PhP, except number of establishments. Details may not add-up to total due to rounding and/or statistical disclosure control.)

Continued

2009 PSIC Code	Region / Industry Description	Overhead Expense			
		Research and Development (R&D) Expense	Depreciation for Machineries Used in Production	Amortization for Intangible Assets Used in Production	Other Overhead Cost
		(13)	(14)	(15)	(16)
C202	Manufacture of other chemical products, n.e.c.	S	S	S	S
C210	Manufacture of pharmaceuticals, medicinal chemical and botanical products	S	S	S	S
C222	Manufacture of plastics products	-	-	-	-
C239	Manufacture of non-metallic mineral products, n.e.c.	-	992	-	-
C241	Manufacture of basic iron and steel	-	15	-	-
C242	Manufacture of basic precious and other non-ferrous metals	S	S	S	S
C259	Manufacture of other fabricated metal products; metal working service activities	-	100	-	-
C282	Manufacture of special purpose machinery	S	S	S	S
C310	Manufacture of furniture	-	2,652	2,012	-
C331	Repair of fabricated metal products, machinery and equipment	-	333	-	-
	V – Bicol Region	4,420	1,419,972	632,539	384,769
C101	Processing and preserving of meat	20	9,594	3,550	892
C102	Processing and preserving of fish, crustaceans and mollusks	-	1,888	129	16,007
C103	Processing and preserving of fruits and vegetables	-	273	-	17
C104	Manufacture of vegetable and animal oils and fats	-	92,996	-	7,251
C105	Manufacture of dairy products	20	161	-	4
C106	Manufacture of grain mill products, starches and starch products	131	18,923	-	4,529
C107	Manufacture of other food products	1,519	28,501	381	-
C108	Manufacture of prepared animal feeds	-	25,831	-	381
C110	Manufacture of beverages	-	3,055	-	-
C120	Manufacture of tobacco products	S	S	S	S
C131	Spinning, weaving and finishing of textiles	-	23	-	-
C139	Manufacture of other textiles	120	519	15	2,281
C141	Manufacture of wearing apparel, except fur apparel	-	272	-	-
C142	Custom tailoring and dressmaking	-	3,834	-	13
C151	Tanning and dressing of leather; manufacture of luggage and handbags	-	-	-	-
C152	Manufacture of footwear	-	-	-	-
C162	Manufacture of products of wood, cork, straw and plaiting materials	665	5,100	-	57
C170	Manufacture of paper and paper products	-	24,231	-	7,540
C181	Printing and service activities related to printing	-	5,184	-	1,584
C201	Manufacture of basic chemicals	-	537	-	-
C210	Manufacture of pharmaceuticals, medicinal chemical and botanical products	-	1,071	-	-
C231	Manufacture of glass and glass products	S	S	S	S

Table 5.2 Number of Establishments and Overhead Expense by Type for Manufacturing Establishments by Region and Industry Group: Philippines, 2018

(Values are in thousand PhP, except number of establishments. Details may not add-up to total due to rounding and/or statistical disclosure control.)

Continued

2009 PSIC Code	Region / Industry Description	Overhead Expense			
		Research and Development (R&D) Expense	Depreciation for Machineries Used in Production	Amortization for Intangible Assets Used in Production	Other Overhead Cost
		(13)	(14)	(15)	(16)
C239	Manufacture of non-metallic mineral products, n.e.c.	1,921	123,706	-	106
C241	Manufacture of basic iron and steel	-	3,337	-	1,770
C242	Manufacture of basic precious and other non-ferrous metals	S	S	S	S
C251	Manufacture of structural metal products, tanks, reservoirs and steam generators	25	581	-	-
C259	Manufacture of other fabricated metal products; metal working service activities	-	37	-	-
C281	Manufacture of general purpose machinery	-	-	-	-
C282	Manufacture of special purpose machinery	-	-	-	-
C293	Manufacture of parts and accessories for motor vehicles	-	72	-	-
C310	Manufacture of furniture	-	97	-	-
C329	Other manufacturing, n.e.c.	-	234	-	-
C331	Repair of fabricated metal products, machinery and equipment	-	1,260	-	78
	VI – Western Visayas	3,361	2,187,961	119,447	1,492,924
C101	Processing and preserving of meat	-	51,984	-	-
C102	Processing and preserving of fish, crustaceans and mollusks	-	10,354	-	8,528
C103	Processing and preserving of fruits and vegetables	S	S	S	S
C104	Manufacture of vegetable and animal oils and fats	-	261	-	2,868
C105	Manufacture of dairy products	-	59	-	-
C106	Manufacture of grain mill products, starches and starch products	-	28,518	-	-
C107	Manufacture of other food products	1,174	1,621,801	76,268	1,450,695
C108	Manufacture of prepared animal feeds	80	85,163	-	-
C110	Manufacture of beverages	1,791	45,519	42,512	10,293
C131	Spinning, weaving and finishing of textiles	-	962	-	-
C139	Manufacture of other textiles	-	80	-	-
C141	Manufacture of wearing apparel, except fur apparel	-	462	-	-
C142	Custom tailoring and dressmaking	-	966	-	-
C161	Sawmilling and planing of wood	-	1,275	-	70
C162	Manufacture of products of wood, cork, straw and plaiting materials	-	1,623	-	-
C181	Printing and service activities related to printing	-	5,898	-	-
C192	Manufacture of refined petroleum products	S	S	S	S
C201	Manufacture of basic chemicals	-	274,532	-	18,447
C202	Manufacture of other chemical products, n.e.c.	S	S	S	S
C210	Manufacture of pharmaceuticals, medicinal chemical and botanical products	-	-	-	-

Table 5.2 Number of Establishments and Overhead Expense by Type for Manufacturing Establishments by Region and Industry Group: Philippines, 2018

(Values are in thousand PhP, except number of establishments. Details may not add-up to total due to rounding and/or statistical disclosure control.)

Continued

2009 PSIC Code	Region / Industry Description	Overhead Expense			
		Research and Development (R&D) Expense	Depreciation for Machineries Used in Production	Amortization for Intangible Assets Used in Production	Other Overhead Cost
		(13)	(14)	(15)	(16)
C221	Manufacture of rubber products	-	-	-	-
C222	Manufacture of plastics products	-	4,557	-	-
C231	Manufacture of glass and glass products	-	-	-	-
C239	Manufacture of non-metallic mineral products, n.e.c.	-	30,064	-	-
C241	Manufacture of basic iron and steel	-	1,152	-	509
C243	Casting of metals	-	5,125	-	758
C251	Manufacture of structural metal products, tanks, reservoirs and steam generators	-	4,560	-	-
C259	Manufacture of other fabricated metal products; metal working service activities	150	133	14	-
C265	Manufacture of measuring, testing, navigating and control equipment; watches and clocks	S	S	S	S
C267	Manufacture of optical instruments and photographic equipment	S	S	S	S
C282	Manufacture of special purpose machinery	158	3,022	-	-
C293	Manufacture of parts and accessories for motor vehicles	-	1,236	-	-
C310	Manufacture of furniture	-	3,376	-	756
C321	Manufacture of jewelry, bijouterie and related articles	-	1,241	-	-
C329	Other manufacturing, n.e.c.	-	729	-	-
C331	Repair of fabricated metal products, machinery and equipment	-	2,960	654	-
VII – Central Visayas		92,967	8,311,760	145,897	1,106,330
C101	Processing and preserving of meat	63	91,880	-	64,562
C102	Processing and preserving of fish, crustaceans and mollusks	-	300,788	-	43,740
C103	Processing and preserving of fruits and vegetables	-	47,491	2,408	6,494
C104	Manufacture of vegetable and animal oils and fats	135	59,367	-	24,622
C105	Manufacture of dairy products	-	3,035	-	47
C106	Manufacture of grain mill products, starches and starch products	-	124,197	-	24
C107	Manufacture of other food products	721	298,577	-	320,525
C108	Manufacture of prepared animal feeds	-	346,411	-	-
C110	Manufacture of beverages	-	212,046	965	166,519
C131	Spinning, weaving and finishing of textiles	-	242	-	-
C139	Manufacture of other textiles	-	72,700	1,197	-
C141	Manufacture of wearing apparel, except fur apparel	539	141,168	419	1,330
C142	Custom tailoring and dressmaking	-	1,639	-	-
C151	Tanning and dressing of leather; manufacture of luggage and handbags	S	S	S	S
C152	Manufacture of footwear	-	9,210	-	1,751
C161	Sawmilling and planing of wood	-	3,640	712	4,159

Table 5.2 Number of Establishments and Overhead Expense by Type for Manufacturing Establishments by Region and Industry Group: Philippines, 2018

(Values are in thousand PhP, except number of establishments. Details may not add-up to total due to rounding and/or statistical disclosure control.)

Continued

2009 PSIC Code	Region / Industry Description	Overhead Expense			
		Research and Development (R&D) Expense	Depreciation for Machineries Used in Production	Amortization for Intangible Assets Used in Production	Other Overhead Cost
		(13)	(14)	(15)	(16)
C162	Manufacture of products of wood, cork, straw and plaiting materials	808	7,465	-	417
C170	Manufacture of paper and paper products	-	35,505	-	7,143
C181	Printing and service activities related to printing	-	48,321	1,691	20
C201	Manufacture of basic chemicals	-	82,616	129	42,417
C202	Manufacture of other chemical products, n.e.c.	-	74,582	-	8,023
C210	Manufacture of pharmaceuticals, medicinal chemical and botanical products	-	13,057	-	-
C221	Manufacture of rubber products	-	196,504	8	131
C222	Manufacture of plastics products	-	84,431	44,212	3,283
C231	Manufacture of glass and glass products	-	41,383	-	1,708
C239	Manufacture of non-metallic mineral products, n.e.c.	6,428	1,577,214	1,302	90,482
C241	Manufacture of basic iron and steel	-	69,747	-	13,009
C242	Manufacture of basic precious and other non-ferrous metals	S	S	S	S
C243	Casting of metals	-	122,073	-	-
C251	Manufacture of structural metal products, tanks, reservoirs and steam generators	-	44,056	278	-
C252	Manufacture of weapons and ammunition	S	S	S	S
C259	Manufacture of other fabricated metal products; metal working service activities	-	188,632	-	420
C261	Manufacture of electronic components	-	1,617,008	-	42,966
C262	Manufacture of computers and peripheral equipment and accessories	S	S	S	S
C263	Manufacture of communication equipment	S	S	S	S
C264	Manufacture of consumer electronics	1,426	84,213	1,477	-
C265	Manufacture of measuring, testing, navigating and control equipment; watches and clocks	-	36,302	745	45,499
C267	Manufacture of optical instruments and photographic equipment	-	141,503	128	1,299
C271	Manufacture of electric motors, generators, transformers and electricity distribution and control apparatus	-	31,111	-	-
C273	Manufacture of wiring and wiring devices	S	S	S	S
C274	Manufacture of electric lighting equipment	-	8,534	-	-
C275	Manufacture of domestic appliances	S	S	S	S
C279	Manufacture of other electrical equipment	S	S	S	S
C281	Manufacture of general purpose machinery	-	59,440	78	-
C282	Manufacture of special purpose machinery	-	1,458	-	-
C291	Manufacture of motor vehicles	-	24,231	-	9,762
C293	Manufacture of parts and accessories for motor vehicles	2,018	95,575	-	-
C301	Building of ships and boats	-	1,212,859	-	11,333
C309	Manufacture of transport equipment, n.e.c.	-	79,505	511	27,258
C310	Manufacture of furniture	6,651	100,118	1,527	54,004
C321	Manufacture of jewelry, bijouterie and related articles	1,274	43,251	4,247	1,963

Table 5.2 Number of Establishments and Overhead Expense by Type for Manufacturing Establishments by Region and Industry Group: Philippines, 2018

(Values are in thousand PhP, except number of establishments. Details may not add-up to total due to rounding and/or statistical disclosure control.)

Continued

2009 PSIC Code	Region / Industry Description	Overhead Expense			
		Research and Development (R&D) Expense	Depreciation for Machineries Used in Production	Amortization for Intangible Assets Used in Production	Other Overhead Cost
		(13)	(14)	(15)	(16)
C322	Manufacture of musical instruments	S	S	S	S
C323	Manufacture of sports goods	S	S	S	S
C324	Manufacture of games and toys	S	S	S	S
C325	Manufacture of medical and dental instruments and supplies	-	86,994	5,107	-
C329	Other manufacturing, n.e.c.	-	8,630	-	-
C331	Repair of fabricated metal products, machinery and equipment	62	56,736	-	989
	VIII – Eastern Visayas	9	2,894,579	11	589,666
C101	Processing and preserving of meat	S	S	S	S
C102	Processing and preserving of fish, crustaceans and mollusks	-	1,831	-	-
C103	Processing and preserving of fruits and vegetables	-	729	-	-
C104	Manufacture of vegetable and animal oils and fats	-	21,154	-	4,767
C105	Manufacture of dairy products	S	S	S	S
C106	Manufacture of grain mill products, starches and starch products	-	6,592	-	-
C107	Manufacture of other food products	-	53,799	-	2,391
C110	Manufacture of beverages	-	39,488	-	14,625
C131	Spinning, weaving and finishing of textiles	-	4	-	-
C139	Manufacture of other textiles	S	S	S	S
C141	Manufacture of wearing apparel, except fur apparel	-	45	-	-
C142	Custom tailoring and dressmaking	-	149	-	-
C162	Manufacture of products of wood, cork, straw and plaiting materials	-	169	-	-
C170	Manufacture of paper and paper products	-	23,401	-	120
C181	Printing and service activities related to printing	-	9,045	-	-
C201	Manufacture of basic chemicals	-	392	-	-
C210	Manufacture of pharmaceuticals, medicinal chemical and botanical products	S	S	S	S
C222	Manufacture of plastics products	-	1,697	-	-
C231	Manufacture of glass and glass products	-	106	-	-
C239	Manufacture of non-metallic mineral products, n.e.c.	-	927	-	29
C241	Manufacture of basic iron and steel	-	78	-	-
C242	Manufacture of basic precious and other non- ferrous metals	S	S	S	S
C243	Casting of metals	S	S	S	S
C251	Manufacture of structural metal products, tanks, reservoirs and steam generators	-	-	-	-
C259	Manufacture of other fabricated metal products; metal working service activities	-	389	-	-
C273	Manufacture of wiring and wiring devices	S	S	S	S
C282	Manufacture of special purpose machinery	S	S	S	S

Table 5.2 Number of Establishments and Overhead Expense by Type for Manufacturing Establishments by Region and Industry Group: Philippines, 2018

(Values are in thousand PhP, except number of establishments. Details may not add-up to total due to rounding and/or statistical disclosure control.)

Continued

2009 PSIC Code	Region / Industry Description	Overhead Expense			
		Research and Development (R&D) Expense	Depreciation for Machineries Used in Production	Amortization for Intangible Assets Used in Production	Other Overhead Cost
		(13)	(14)	(15)	(16)
C310	Manufacture of furniture	-	78	-	-
C321	Manufacture of jewelry, bijouterie and related articles	-	-	-	-
C329	Other manufacturing, n.e.c.	-	1,091	11	-
C331	Repair of fabricated metal products, machinery and equipment	-	3,527	-	643
	IX – Zamboanga Peninsula	121	579,435	607	224,276
C101	Processing and preserving of meat	-	309	-	-
C102	Processing and preserving of fish, crustaceans and mollusks	75	367,244	-	215,386
C104	Manufacture of vegetable and animal oils and fats	-	8,917	-	-
C105	Manufacture of dairy products	-	93	-	-
C106	Manufacture of grain mill products, starches and starch products	-	9,849	-	133
C107	Manufacture of other food products	-	74,208	-	25
C108	Manufacture of prepared animal feeds	S	S	S	S
C110	Manufacture of beverages	-	33,482	-	-
C139	Manufacture of other textiles	S	S	S	S
C142	Custom tailoring and dressmaking	-	190	-	-
C161	Sawmilling and 702lanning of wood	-	26	-	-
C162	Manufacture of products of wood, cork, straw and plaiting materials	S	S	S	S
C181	Printing and service activities related to printing	-	7,318	-	-
C221	Manufacture of rubber products	-	3,001	211	750
C222	Manufacture of plastics products	-	732	-	-
C231	Manufacture of glass and glass products	-	139	-	-
C239	Manufacture of non-metallic mineral products, n.e.c.	-	736	-	-
C241	Manufacture of basic iron and steel	-	767	-	704
C251	Manufacture of structural metal products, tanks, reservoirs and steam generators	-	795	-	90
C259	Manufacture of other fabricated metal products; metal working service activities	-	46,487	396	7,192
C310	Manufacture of furniture	-	2,760	-	-
C321	Manufacture of jewelry, bijouterie and related articles	S	S	S	S
C329	Other manufacturing, n.e.c.	-	-	-	-
C331	Repair of fabricated metal products, machinery and equipment	45	4,123	-	-
	X – Northern Mindanao	994	1,445,846	231,349	9,748,043
C101	Processing and preserving of meat	-	7,745	579	-
C102	Processing and preserving of fish, crustaceans and mollusks	S	S	S	S

Table 5.2 Number of Establishments and Overhead Expense by Type for Manufacturing Establishments by Region and Industry Group: Philippines, 2018

(Values are in thousand PhP, except number of establishments. Details may not add-up to total due to rounding and/or statistical disclosure control.)

Continued

2009 PSIC Code	Region / Industry Description	Overhead Expense			
		Research and Development (R&D) Expense	Depreciation for Machineries Used in Production	Amortization for Intangible Assets Used in Production	Other Overhead Cost
		(13)	(14)	(15)	(16)
C103	Processing and preserving of fruits and vegetables	-	311,213	-	3,805,838
C104	Manufacture of vegetable and animal oils and fats	-	78,692	-	25,553
C105	Manufacture of dairy products	-	1,714	-	-
C106	Manufacture of grain mill products, starches and starch products	56	304,437	10,318	168,114
C107	Manufacture of other food products	480	166,910	2,204	606
C108	Manufacture of prepared animal feeds	-	185	-	5,697,085
C110	Manufacture of beverages	-	231,395	217,028	1,118
C131	Spinning, weaving and finishing of textiles	-	-	-	-
C139	Manufacture of other textiles	-	15	-	-
C141	Manufacture of wearing apparel, except fur apparel	-	285	-	-
C142	Custom tailoring and dressmaking	-	881	-	-
C152	Manufacture of footwear	-	465	-	-
C161	Sawmilling and planing of wood	-	4,398	-	10
C162	Manufacture of products of wood, cork, straw and plaiting materials	-	3,182	-	202
C170	Manufacture of paper and paper products	65	13,332	-	4,664
C181	Printing and service activities related to printing	-	6,379	-	2,457
C192	Manufacture of refined petroleum products	-	182	-	-
C201	Manufacture of basic chemicals	240	105,354	757	1,014
C202	Manufacture of other chemical products, n.e.c.	-	34,164	-	-
C210	Manufacture of pharmaceuticals, medicinal chemical and botanical products	S	S	S	S
C221	Manufacture of rubber products	S	S	S	S
C222	Manufacture of plastics products	-	20,744	77	10,984
C231	Manufacture of glass and glass products	-	-	-	-
C239	Manufacture of non-metallic mineral products, n.e.c.	-	77,954	-	-
C241	Manufacture of basic iron and steel	-	12,888	-	16,457
C243	Casting of metals	-	-	372	-
C251	Manufacture of structural metal products, tanks, reservoirs and steam generators	-	16,959	-	-
C259	Manufacture of other fabricated metal products; metal working service activities	153	398	-	-
C264	Manufacture of consumer electronics	S	S	S	S
C271	Manufacture of electric motors, generators, transformers and electricity distribution and control apparatus	S	S	S	S
C281	Manufacture of general purpose machinery	S	S	S	S
C282	Manufacture of special purpose machinery	S	S	S	S
C291	Manufacture of motor vehicles	-	-	-	-
C293	Manufacture of parts and accessories for motor vehicles	-	27	-	-
C310	Manufacture of furniture	-	3,862	-	1,187

Table 5.2 Number of Establishments and Overhead Expense by Type for Manufacturing Establishments by Region and Industry Group: Philippines, 2018

(Values are in thousand PhP, except number of establishments. Details may not add-up to total due to rounding and/or statistical disclosure control.)

Continued

2009 PSIC Code	Region / Industry Description	Overhead Expense			
		Research and Development (R&D) Expense	Depreciation for Machineries Used in Production	Amortization for Intangible Assets Used in Production	Other Overhead Cost
		(13)	(14)	(15)	(16)
C321	Manufacture of jewelry, bijouterie and related articles	S	S	S	S
C324	Manufacture of games and toys	S	S	S	S
C329	Other manufacturing, n.e.c.	S	S	S	S
C331	Repair of fabricated metal products, machinery and equipment	-	26,100	-	1,324
	XI – Davao Region	4,086	2,181,615	391,978	636,724
C101	Processing and preserving of meat	-	37,798	-	289
C102	Processing and preserving of fish, crustaceans and mollusks	-	11,526	-	-
C103	Processing and preserving of fruits and vegetables	124	20,354	1,290	-
C104	Manufacture of vegetable and animal oils and fats	-	281,639	-	80,191
C105	Manufacture of dairy products	-	2,046	-	-
C106	Manufacture of grain mill products, starches and starch products	-	54,048	-	-
C107	Manufacture of other food products	3,544	131,300	949	223
C108	Manufacture of prepared animal feeds	-	551,185	-	287,879
C110	Manufacture of beverages	-	164,551	389,504	1,706
C120	Manufacture of tobacco products	S	S	S	S
C139	Manufacture of other textiles	8	2,810	19	62
C141	Manufacture of wearing apparel, except fur apparel	-	321	-	-
C142	Custom tailoring and dressmaking	-	1,174	-	-
C152	Manufacture of footwear	-	-	-	-
C161	Sawmilling and 704lanning of wood	312	762	75	-
C162	Manufacture of products of wood, cork, straw and plaiting materials	-	50,007	-	4,526
C170	Manufacture of p aper and paper products	-	158,266	-	12,292
C181	Printing and service activities related to printing	-	124,303	81	-
C192	Manufacture of refined petroleum products	S	S	S	S
C201	Manufacture of basic chemicals	-	12,354	-	-
C202	Manufacture of other chemical products, n.e.c.	97	13,953	-	199,525
C210	Manufacture of pharmaceuticals, medicinal chemical and botanical products	-	15,096	-	39,858
C221	Manufacture of rubber products	-	228	-	-
C222	Manufacture of plastics products	-	182,073	-	4,233
C231	Manufacture of glass and glass products	-	1,206	-	-
C239	Manufacture of non-metallic mineral products, n.e.c.	-	291,867	-	-
C241	Manufacture of basic iron and steel	-	21,497	-	-
C242	Manufacture of basic precious and other non-ferrous metals	-	4,889	-	4,484
C243	Casting of metals	S	S	S	S

Table 5.2 Number of Establishments and Overhead Expense by Type for Manufacturing Establishments by Region and Industry Group: Philippines, 2018

(Values are in thousand PhP, except number of establishments. Details may not add-up to total due to rounding and/or statistical disclosure control.)

Continued

2009 PSIC Code	Region / Industry Description	Overhead Expense			
		Research and Development (R&D) Expense	Depreciation for Machineries Used in Production	Amortization for Intangible Assets Used in Production	Other Overhead Cost
		(13)	(14)	(15)	(16)
C251	Manufacture of structural metal products, tanks, reservoirs and steam generators	-	7,329	-	64
C252	Manufacture of weapons and ammunition	S	S	S	S
C259	Manufacture of other fabricated metal products; metal working service activities	-	1,412	-	-
C265	Manufacture of measuring, testing, navigating and control equipment; watches and clocks	S	S	S	S
C271	Manufacture of electric motors, generators, transformers and electricity distribution and control apparatus	S	S	S	S
C275	Manufacture of domestic appliances	-	184	-	-
C281	Manufacture of general purpose machinery	-	1,106	-	-
C282	Manufacture of special purpose machinery	-	2,472	-	-
C291	Manufacture of motor vehicles	S	S	S	S
C293	Manufacture of parts and accessories for motor vehicles	-	-	-	-
C301	Building of ships and boats	S	S	S	S
C310	Manufacture of furniture	-	7,795	-	1,263
C321	Manufacture of jewelry, bijouterie and related articles	-	-	-	-
C329	Other manufacturing, n.e.c.	-	1,353	-	-
C331	Repair of fabricated metal products, machinery and equipment	-	12,598	59	129
XII – SOCCSKSARGEN		6,830	1,219,022	36,166	141,889
C101	Processing and preserving of meat	-	13,484	-	816
C102	Processing and preserving of fish, crustaceans and mollusks	6,830	438,204	315	52,796
C103	Processing and preserving of fruits and vegetables	S	S	S	S
C104	Manufacture of vegetable and animal oils and fats	-	349,904	-	81,091
C105	Manufacture of dairy products	-	475	-	-
C106	Manufacture of grain mill products, starches and starch products	-	44,581	-	637
C107	Manufacture of other food products	-	94,618	35,647	168
C108	Manufacture of prepared animal feeds	-	15,303	-	-
C110	Manufacture of beverages	-	16,503	-	-
C131	Spinning, weaving and finishing of textiles	-	402	-	-
C139	Manufacture of other textiles	-	174	-	-
C141	Manufacture of wearing apparel, except fur apparel	-	792	-	-
C142	Custom tailoring and dressmaking	-	778	-	-
C161	Sawmilling and planing of wood	-	204	-	-
C162	Manufacture of products of wood, cork, straw and plaiting materials	-	2,881	-	-
C170	Manufacture of paper and paper products	-	19,554	-	-
C181	Printing and service activities related to printing	-	24,553	49	444

Table 5.2 Number of Establishments and Overhead Expense by Type for Manufacturing Establishments by Region and Industry Group: Philippines, 2018

(Values are in thousand PhP, except number of establishments. Details may not add-up to total due to rounding and/or statistical disclosure control.)

Continued

2009 PSIC Code	Region / Industry Description	Overhead Expense			
		Research and Development (R&D) Expense	Depreciation for Machineries Used in Production	Amortization for Intangible Assets Used in Production	Other Overhead Cost
		(13)	(14)	(15)	(16)
C192	Manufacture of refined petroleum products	S	S	S	S
C201	Manufacture of basic chemicals	-	9,688	-	-
C202	Manufacture of other chemical products, n.e.c.	S	S	S	S
C221	Manufacture of rubber products	S	S	S	S
C222	Manufacture of plastics products	S	S	S	S
C231	Manufacture of glass and glass products	S	S	S	S
C239	Manufacture of non-metallic mineral products, n.e.c.	-	2,021	-	18
C241	Manufacture of basic iron and steel	-	1,123	-	116
C243	Casting of metals	S	S	S	S
C251	Manufacture of structural metal products, tanks, reservoirs and steam generators	-	6,610	-	26
C259	Manufacture of other fabricated metal products; metal working service activities	-	74,657	145	722
C301	Building of ships and boats	S	S	S	S
C310	Manufacture of furniture	-	2,900	-	465
C323	Manufacture of sports goods	S	S	S	S
C331	Repair of fabricated metal products, machinery and equipment	-	80,029	10	4,590
	XIII – Caraga	24	3,090,917	816	31,976
C101	Processing and preserving of meat	-	5,657	-	-
C102	Processing and preserving of fish, crustaceans and mollusks	S	S	S	S
C103	Processing and preserving of fruits and vegetables	S	S	S	S
C104	Manufacture of vegetable and animal oils and fats	-	61,605	-	21,474
C106	Manufacture of grain mill products, starches and starch products	-	2,540	-	-
C107	Manufacture of other food products	-	29,574	85	1,642
C108	Manufacture of prepared animal feeds	-	1,901	-	-
C110	Manufacture of beverages	-	6,815	-	-
C139	Manufacture of other textiles	-	19	-	-
C141	Manufacture of wearing apparel, except fur apparel	-	191	-	-
C142	Custom tailoring and dressmaking	-	236	-	-
C161	Sawmilling and planing of wood	20	292	-	-
C162	Manufacture of products of wood, cork, straw and plaiting materials	-	120,427	-	1,227
C181	Printing and service activities related to printing	-	1,661	-	-
C201	Manufacture of basic chemicals	S	S	S	S
C202	Manufacture of other chemical products, n.e.c.	4	7,162	-	5,171
C231	Manufacture of glass and glass products	S	S	S	S
C239	Manufacture of non-metallic mineral products, n.e.c.	-	92,290	-	1,677

Table 5.2 Number of Establishments and Overhead Expense by Type for Manufacturing Establishments by Region and Industry Group: Philippines, 2018

(Values are in thousand PhP, except number of establishments. Details may not add-up to total due to rounding and/or statistical disclosure control.)

Concluded

2009 PSIC Code	Region / Industry Description	Overhead Expense			
		Research and Development (R&D) Expense	Depreciation for Machineries Used in Production	Amortization for Intangible Assets Used in Production	Other Overhead Cost
		(13)	(14)	(15)	(16)
C241	Manufacture of basic iron and steel	-	1,445	-	-
C242	Manufacture of basic precious and other non-ferrous metals	S	S	S	S
C259	Manufacture of other fabricated metal products; metal working service activities	-	7,092	615	-
C275	Manufacture of domestic appliances	-	-	-	-
C301	Building of ships and boats	S	S	S	S
C309	Manufacture of transport equipment, n.e.c.	-	24	-	-
C310	Manufacture of furniture	-	276	-	-
C321	Manufacture of jewelry, bijouterie and related articles	-	6	-	-
C324	Manufacture of games and toys	-	7	-	-
C329	Other manufacturing, n.e.c.	-	1,190	-	-
C331	Repair of fabricated metal products, machinery and equipment	-	5,214	-	-
	Autonomous Region in Muslim Mindanao	-	92,091	532	2,954
C104	Manufacture of vegetable and animal oils and fats	S	S	S	S
C106	Manufacture of grain mill products, starches and starch products	-	66,919	-	-
C107	Manufacture of other food products	-	-	-	-
C108	Manufacture of prepared animal feeds	-	9	-	-
C110	Manufacture of beverages	-	2,164	-	-
C142	Custom tailoring and dressmaking	-	76	-	-
C181	Printing and service activities related to printing	-	837	532	-
C221	Manufacture of rubber products	S	S	S	S
C239	Manufacture of non-metallic mineral products, n.e.c.	-	33	-	-
C251	Manufacture of structural metal products, tanks, reservoirs and steam generators	-	28	-	-
C310	Manufacture of furniture	-	2,256	-	-

Notes: "-" – zero value
S – suppressed

Source: Philippine Statistics Authority, 2018 Census of Philippine Business and Industry

Table 5.3 Number of Establishments and General Administrative and Other Operating Expenses by Type for Manufacturing Establishments by Region and Industry Group: Philippines, 2018

(Values are in thousand PhP, except number of establishments. Details may not add up to total due to rounding and/or suppression.)

2009 PSIC Code	Region / Industry Description	Number of Establishments	General Administrative and Other Operating Expenses			
			Total	Compensation of Indirect Labor	Other Materials and Supplies	Other Fuels, Lubricants, Oils and Greases
		(1)	(2)	(3)	(4)	(5)
Philippines		28,968	569,702,257	122,068,912	19,587,804	8,530,113
C101	Processing and preserving of meat	299	11,823,963	3,677,201	369,280	336,115
C102	Processing and preserving of fish, crustaceans and mollusks	278	10,257,437	1,872,422	172,697	108,109
C103	Processing and preserving of fruits and vegetables	169	27,739,806	12,914,548	5,268,318	776,032
C104	Manufacture of vegetable and animal oils and fats	140	7,424,608	1,749,843	135,996	104,436
C105	Manufacture of dairy products	99	10,875,544	4,793,083	344,933	84,338
C106	Manufacture of grain mill products, starches and starch products	1,701	8,738,192	1,533,214	115,252	282,013
C107	Manufacture of other food products	9,084	46,012,635	14,268,526	1,624,744	708,941
C108	Manufacture of prepared animal feeds	199	11,893,627	1,649,865	146,810	220,484
C110	Manufacture of beverages	3,986	76,566,434	8,295,714	2,516,941	738,246
C120	Manufacture of tobacco products	17	10,455,226	2,000,014	31,648	161,828
C131	Spinning, weaving and finishing of textiles	125	1,115,948	255,231	9,866	196,289
C139	Manufacture of other textiles	236	1,539,340	573,428	30,401	37,817
C141	Manufacture of wearing apparel, except fur apparel	880	6,847,958	2,612,995	264,878	80,529
C142	Custom tailoring and dressmaking	790	574,953	164,481	17,964	7,999
C143	Manufacture of knitted and crocheted apparel	40	926,242	108,075	14,823	5,260
C151	Tanning and dressing of leather; manufacture of luggage and handbags	107	1,379,400	423,288	30,581	84,248
C152	Manufacture of footwear	140	913,680	346,260	20,199	16,143
C161	Sawmilling and 708lanning of wood	59	475,919	108,451	25,868	40,385
C162	Manufacture of products of wood, cork, straw and plaiting materials	333	2,124,771	554,701	44,703	33,527
C170	Manufacture of paper and paper products	330	8,367,731	2,146,768	262,859	291,115
C181	Printing and service activities related to printing	2,566	5,781,075	2,042,350	510,657	119,653
C182	Reproduction of recorded media	4	21,448	5,001	32	-
C192	Manufacture of refined petroleum products	15	5,767,914	691,129	32,596	21,859
C199	Manufacture of other fuel products	3	328,561	97,916	10,023	1,913
C201	Manufacture of basic chemicals	190	11,686,315	2,099,191	128,826	161,704
C202	Manufacture of other chemical products, n.e.c.	357	54,143,593	6,812,436	327,936	507,273
C203	Manufacture of man-made fibers	S	S	S	S	S
C210	Manufacture of pharmaceuticals, medicinal chemical and botanical products	117	27,685,987	5,539,617	171,065	330,727

Continued

Table 5.3 Number of Establishments and General Administrative and Other Operating Expenses by Type for Manufacturing Establishments by Region and Industry Group: Philippines, 2018

(Values are in thousand PhP, except number of establishments. Details may not add up to total due to rounding and/or suppression.)

Continued

2009 PSIC Code	Region / Industry Description	Number of Establishments	General Administrative and Other Operating Expenses			
			Total	Compensation of Indirect Labor	Other Materials and Supplies	Other Fuels, Lubricants, Oils and Greases
		(1)	(2)	(3)	(4)	(5)
C221	Manufacture of rubber products	134	4,345,060	586,675	67,294	36,491
C222	Manufacture of plastics products	834	13,862,812	4,357,228	1,548,613	347,123
C231	Manufacture of glass and glass products	104	3,856,020	795,858	645,084	41,682
C239	Manufacture of non-metallic mineral products, n.e.c.	846	27,085,556	2,569,337	406,668	508,800
C241	Manufacture of basic iron and steel	319	10,324,600	2,178,378	179,692	144,686
C242	Manufacture of basic precious and other non-ferrous metals	26	11,718,152	925,262	28,263	8,518
C243	Casting of metals	59	1,380,709	615,556	22,569	25,299
C251	Manufacture of structural metal products, tanks, reservoirs and steam generators	469	3,966,124	1,286,324	132,588	132,491
C252	Manufacture of weapons and ammunition	12	101,884	28,516	1,453	2,487
C259	Manufacture of other fabricated metal products; metal working service activities	859	7,945,969	2,207,267	368,331	163,523
C261	Manufacture of electronic components	138	31,271,971	9,625,811	1,192,763	120,286
C262	Manufacture of computers and peripheral equipment and accessories	32	16,819,330	2,165,474	503,752	635,864
C263	Manufacture of communication equipment	13	536,505	210,352	15,956	2,612
C264	Manufacture of consumer electronics	27	2,108,455	403,745	84,864	9,265
C265	Manufacture of measuring, testing, navigating and control equipment; watches and clocks	25	402,309	133,610	77,693	4,771
C267	Manufacture of optical instruments and photographic equipment	24	1,060,452	341,437	18,021	6,242
C271	Manufacture of electric motors, generators, transformers and electricity distribution and control apparatus	84	1,306,475	319,726	22,408	21,817
C272	Manufacture of batteries and accumulators	6	478,709	253,642	4,892	322
C273	Manufacture of wiring and wiring devices	53	1,905,998	516,227	41,857	13,742
C274	Manufacture of electric lighting equipment	34	726,129	285,149	12,568	4,963
C275	Manufacture of domestic appliances	36	2,057,493	414,301	9,714	20,659
C279	Manufacture of other electrical equipment	35	6,013,558	436,955	131,197	10,745
C281	Manufacture of general purpose machinery	102	7,672,054	1,964,451	125,436	100,020
C282	Manufacture of special purpose machinery	162	2,665,573	788,185	74,202	43,332
C291	Manufacture of motor vehicles	40	2,515,847	704,836	20,120	75,363

Table 5.3 Number of Establishments and General Administrative and Other Operating Expenses by Type for Manufacturing Establishments by Region and Industry Group: Philippines, 2018

(Values are in thousand PhP, except number of establishments. Details may not add up to total due to rounding and/or suppression.)

Continued

2009 PSIC Code	Region / Industry Description	Number of Establishments	General Administrative and Other Operating Expenses			
			Total	Compensation of Indirect Labor	Other Materials and Supplies	Other Fuels, Lubricants, Oils and Greases
		(1)	(2)	(3)	(4)	(5)
C292	Manufacture of bodies (coachwork) for motor vehicles; manufacture of trailers and semi-trailers	24	434,990	192,914	6,184	9,932
C293	Manufacture of parts and accessories for motor vehicles	119	18,530,783	2,891,513	247,008	132,641
C301	Building of ships and boats	29	1,908,595	221,598	21,697	8,072
C302	Manufacture of railway locomotive and rolling stock	S	S	S	S	S
C303	Manufacture of air and spacecraft and related machinery	8	6,186,304	736,941	73,350	1,840
C309	Manufacture of transport equipment, n.e.c.	67	14,292,967	1,502,013	190,984	99,654
C310	Manufacture of furniture	852	3,904,842	1,398,090	314,997	113,600
C321	Manufacture of jewelry, bijouterie and related articles	99	333,387	162,902	13,016	3,937
C322	Manufacture of musical instruments	4	12,963	2,921	146	313
C323	Manufacture of sports goods	17	290,578	115,510	13,151	2,560
C324	Manufacture of games and toys	28	299,496	76,586	12,277	4,066
C325	Manufacture of medical and dental instruments and supplies	56	4,165,226	1,290,402	88,910	106,423
C329	Other manufacturing, n.e.c.	204	812,155	292,190	28,253	19,762
C331	Repair of fabricated metal products, machinery and equipment	712	4,843,904	1,715,560	193,988	80,143
C332	Installation of industrial machinery and equipment	6	18,041	3,342	3,696	471
	National Capital Region	4,636	188,691,735	50,339,068	9,143,929	3,021,440
C101	Processing and preserving of meat	34	3,154,650	1,193,054	134,847	81,535
C102	Processing and preserving of fish, crustaceans and mollusks	29	4,216,287	691,964	48,834	18,160
C103	Processing and preserving of fruits and vegetables	36	21,172,481	11,628,418	5,074,336	708,185
C104	Manufacture of vegetable and animal oils and fats	19	2,797,317	699,723	45,839	25,315
C105	Manufacture of dairy products	26	4,552,835	1,246,540	52,989	73,651
C106	Manufacture of grain mill products, starches and starch products	15	3,073,595	599,652	13,095	47,111
C107	Manufacture of other food products	1,002	15,033,433	5,899,822	604,844	218,411
C108	Manufacture of prepared animal feeds	14	2,477,330	261,287	7,042	1,070
C110	Manufacture of beverages	204	24,624,767	4,422,588	80,962	152,255
C120	Manufacture of tobacco products	5	7,268,642	1,300,139	21,864	113,973
C131	Spinning, weaving and finishing of textiles	33	222,097	97,247	2,231	3,893
C139	Manufacture of other textiles	93	941,850	410,207	17,549	23,520
C141	Manufacture of wearing apparel, except fur apparel	325	3,346,876	1,213,065	160,299	34,558

Table 5.3 Number of Establishments and General Administrative and Other Operating Expenses by Type for Manufacturing Establishments by Region and Industry Group: Philippines, 2018

(Values are in thousand PhP, except number of establishments. Details may not add up to total due to rounding and/or suppression.)

Continued

2009 PSIC Code	Region / Industry Description	Number of Establishments	General Administrative and Other Operating Expenses			
			Total	Compensation of Indirect Labor	Other Materials and Supplies	Other Fuels, Lubricants, Oils and Greases
		(1)	(2)	(3)	(4)	(5)
C142	Custom tailoring and dressmaking	80	356,253	87,849	3,873	5,296
C143	Manufacture of knitted and crocheted apparel	21	749,661	48,002	12,328	3,943
C151	Tanning and dressing of leather; manufacture of luggage and handbags	31	259,367	81,913	5,861	4,110
C152	Manufacture of footwear	61	340,136	138,012	5,906	8,248
C161	Sawmilling and 711lanning of wood	5	28,317	8,424	405	5,178
C162	Manufacture of products of wood, cork, straw and plaiting materials	29	170,473	70,802	4,046	8,050
C170	Manufacture of paper and paper products	154	3,799,046	988,465	174,629	159,648
C181	Printing and service activities related to printing	656	4,085,545	1,364,985	434,030	64,585
C192	Manufacture of refined petroleum products	4	69,364	28,328	855	4,143
C199	Manufacture of other fuel products	S	S	S	S	S
C201	Manufacture of basic chemicals	43	3,299,648	709,206	38,308	30,872
C202	Manufacture of other chemical products, n.e.c.	166	29,489,534	3,191,832	137,605	296,747
C203	Manufacture of man-made fibers	S	S	S	S	S
C210	Manufacture of pharmaceuticals, medicinal chemical and botanical products	29	22,388,339	4,558,735	90,096	303,286
C221	Manufacture of rubber products	53	427,235	184,917	21,109	17,162
C222	Manufacture of plastics products	350	5,438,234	1,928,964	1,033,288	128,939
C231	Manufacture of glass and glass products	31	1,610,456	472,037	518,854	28,648
C239	Manufacture of non-metallic mineral products, n.e.c.	65	2,139,810	336,050	13,665	118,401
C241	Manufacture of basic iron and steel	82	1,459,553	488,918	18,194	25,078
C242	Manufacture of basic precious and other non-ferrous metals	4	513,136	91,274	2,568	1,487
C243	Casting of metals	18	145,863	45,575	6,504	4,875
C251	Manufacture of structural metal products, tanks, reservoirs and steam generators	141	1,361,306	392,686	49,316	60,029
C252	Manufacture of weapons and ammunition	4	71,396	21,347	1,008	2,093
C259	Manufacture of other fabricated metal products; metal working service activities	168	1,981,448	684,052	59,140	54,281
C261	Manufacture of electronic components	9	2,272,708	745,894	40,854	5,102
C262	Manufacture of computers and peripheral equipment and accessories	S	S	S	S	S
C264	Manufacture of consumer electronics	8	82,991	29,979	4,068	784

Table 5.3 Number of Establishments and General Administrative and Other Operating Expenses by Type for Manufacturing Establishments by Region and Industry Group: Philippines, 2018

(Values are in thousand PhP, except number of establishments. Details may not add up to total due to rounding and/or suppression.)

Continued

2009 PSIC Code	Region / Industry Description	Number of Establishments	General Administrative and Other Operating Expenses			
			Total	Compensation of Indirect Labor	Other Materials and Supplies	Other Fuels, Lubricants, Oils and Greases
		(1)	(2)	(3)	(4)	(5)
C265	Manufacture of measuring, testing, navigating and control equipment; watches and clocks	8	72,335	44,110	4,196	3,274
C267	Manufacture of optical instruments and photographic equipment	S	S	S	S	S
C271	Manufacture of electric motors, generators, transformers and electricity distribution and control apparatus	17	108,545	34,442	1,757	5,435
C272	Manufacture of batteries and accumulators	S	S	S	S	S
C273	Manufacture of wiring and wiring devices	21	414,619	131,987	4,753	3,620
C274	Manufacture of electric lighting equipment	9	61,405	23,390	1,434	646
C275	Manufacture of domestic appliances	12	1,728,671	292,351	5,167	4,708
C279	Manufacture of other electrical equipment	6	34,533	17,746	86	692
C281	Manufacture of general purpose machinery	34	2,339,089	713,647	21,984	28,625
C282	Manufacture of special purpose machinery	30	239,578	102,461	5,642	10,186
C291	Manufacture of motor vehicles	9	44,552	20,951	207	904
C292	Manufacture of bodies (coachwork) for motor vehicles; manufacture of trailers and semi-trailers	11	213,949	133,099	1,420	5,270
C293	Manufacture of parts and accessories for motor vehicles	15	1,450,527	379,009	3,950	1,172
C301	Building of ships and boats	5	30,202	12,686	192	677
C303	Manufacture of air and spacecraft and related machinery	S	S	S	S	S
C309	Manufacture of transport equipment, n.e.c.	10	1,742,194	330,671	15,827	35,256
C310	Manufacture of furniture	154	1,163,718	395,571	26,983	38,978
C321	Manufacture of jewelry, bijouterie and related articles	11	32,679	13,728	865	431
C322	Manufacture of musical instruments	S	S	S	S	S
C323	Manufacture of sports goods	3	78,600	31,162	723	25
C324	Manufacture of games and toys	8	30,416	9,789	1,712	1,659
C325	Manufacture of medical and dental instruments and supplies	11	155,615	58,614	3,684	1,915
C329	Other manufacturing, n.e.c.	42	335,180	126,122	11,798	11,138
C331	Repair of fabricated metal products, machinery and equipment	161	2,626,627	957,043	81,681	19,802
C332	Installation of industrial machinery and equipment	4	10,785	3,342	524	471

Table 5.3 Number of Establishments and General Administrative and Other Operating Expenses by Type for Manufacturing Establishments by Region and Industry Group: Philippines, 2018

(Values are in thousand PhP, except number of establishments. Details may not add up to total due to rounding and/or suppression.)

Continued

2009 PSIC Code	Region / Industry Description	Number of Establishments	General Administrative and Other Operating Expenses			
			Total	Compensation of Indirect Labor	Other Materials and Supplies	Other Fuels, Lubricants, Oils and Greases
		(1)	(2)	(3)	(4)	(5)
	Cordillera Administrative Region	685	1,035,555	403,525	39,337	14,183
C101	Processing and preserving of meat	6	902	-	72	492
C102	Processing and preserving of fish, crustaceans and mollusks	8	98	73	-	-
C103	Processing and preserving of fruits and vegetables	6	43,202	10,089	2,881	6
C105	Manufacture of dairy products	S	S	S	S	S
C106	Manufacture of grain mill products, starches and starch products	100	4,148	2,674	67	44
C107	Manufacture of other food products	140	144,589	38,594	3,233	10,029
C110	Manufacture of beverages	190	44,476	8,578	3,358	1,675
C131	Spinning, weaving and finishing of textiles	13	13,033	8,481	815	38
C139	Manufacture of other textiles	6	6,250	3,624	555	131
C141	Manufacture of wearing apparel, except fur apparel	S	S	S	S	S
C142	Custom tailoring and dressmaking	43	5,382	886	500	-
C162	Manufacture of products of wood, cork, straw and plaiting materials	6	2,515	2,017	35	-
C181	Printing and service activities related to printing	75	9,194	2,666	381	-
C201	Manufacture of basic chemicals	3	2,772	1,005	865	-
C221	Manufacture of rubber products	5	-	-	-	-
C222	Manufacture of plastics products	S	S	S	S	S
C231	Manufacture of glass and glass products	S	S	S	S	S
C239	Manufacture of non-metallic mineral products, n.e.c.	23	50,132	6,935	225	33
C241	Manufacture of basic iron and steel	5	6,786	1,808	4,502	-
C251	Manufacture of structural metal products, tanks, reservoirs and steam generators	10	2,533	1,901	242	-
C259	Manufacture of other fabricated metal products; metal working service activities	19	3,654	1,130	416	-
C261	Manufacture of electronic	S	S	S	S	S
C303	Manufacture of air and spacecraft and related machinery	S	S	S	S	S
C310	Manufacture of furniture	17	12,616	1,629	-	50
C321	Manufacture of jewelry, bijouterie and related articles	S	S	S	S	S
	I – Ilocos Region	953	2,656,855	587,847	62,829	102,305
C101	Processing and preserving of meat	12	16,951	4,024	1,118	1,234

Table 5.3 Number of Establishments and General Administrative and Other Operating Expenses by Type for Manufacturing Establishments by Region and Industry Group: Philippines, 2018

(Values are in thousand PhP, except number of establishments. Details may not add up to total due to rounding and/or suppression.)

Continued

2009 PSIC Code	Region / Industry Description	Number of Establishments	General Administrative and Other Operating Expenses			
			Total	Compensation of Indirect Labor	Other Materials and Supplies	Other Fuels, Lubricants, Oils and Greases
		(1)	(2)	(3)	(4)	(5)
C102	Processing and preserving of fish, crustaceans and mollusks	33	63,606	17,102	130	29,698
C103	Processing and preserving of fruits and vegetables	3	30,175	15,142	629	523
C105	Manufacture of dairy products	S	S	S	S	S
C106	Manufacture of grain mill products, starches and starch products	71	68,203	16,230	3,690	9,244
C107	Manufacture of other food products	347	244,146	90,101	3,900	14,310
C108	Manufacture of prepared animal feeds	3	5,122	1,002	33	793
C110	Manufacture of beverages	140	554,964	115,751	2,388	25,802
C120	Manufacture of tobacco products	S	S	S	S	S
C131	Spinning, weaving and finishing of textiles	5	198	114	9	-
C141	Manufacture of wearing apparel, except fur apparel	5	24	-	17	-
C142	Custom tailoring and dressmaking	42	1,854	-	191	36
C152	Manufacture of footwear	6	405	-	-	-
C162	Manufacture of products of wood, cork, straw and plaiting materials	13	416	234	47	-
C170	Manufacture of paper and paper products	9	353,158	68,711	5,019	-
C181	Printing and service activities related to printing	112	21,431	9,939	234	16
C201	Manufacture of basic chemicals	6	109,621	33,721	788	1,995
C210	Manufacture of pharmaceuticals, medicinal chemical and botanical products	S	S	S	S	S
C221	Manufacture of rubber products	5	-	-	-	-
C231	Manufacture of glass and glass products	4	3,783	1,433	18	-
C239	Manufacture of non-metallic mineral products, n.e.c.	45	1,115,003	193,848	43,559	14,943
C241	Manufacture of basic iron and steel	11	10,108	1,565	71	-
C251	Manufacture of structural metal products, tanks, reservoirs and steam generators	15	29,010	11,818	628	1,122
C259	Manufacture of other fabricated metal products; metal working service activities	16	1,372	805	-	-
C273	Manufacture of wiring and wiring devices	S	S	S	S	S
C282	Manufacture of special purpose machinery	S	S	S	S	S
C292	Manufacture of bodies (coachwork) for motor vehicles; manufacture of trailers and semi-trailers	3	468	100	6	-

Table 5.3 Number of Establishments and General Administrative and Other Operating Expenses by Type for Manufacturing Establishments by Region and Industry Group: Philippines, 2018

(Values are in thousand PhP, except number of establishments. Details may not add up to total due to rounding and/or suppression.)

Continued

2009 PSIC Code	Region / Industry Description	Number of Establishments	General Administrative and Other Operating Expenses			
			Total	Compensation of Indirect Labor	Other Materials and Supplies	Other Fuels, Lubricants, Oils and Greases
		(1)	(2)	(3)	(4)	(5)
C293	Manufacture of parts and accessories for motor vehicles	3	125	-	34	-
C309	Manufacture of transport equipment, n.e.c.	13	121	-	-	-
C321	Manufacture of jewelry, bijouterie and related articles	S	S	S	S	S
C324	Manufacture of games and toys	S	S	S	S	S
C329	Other manufacturing, n.e.c.	7	2,241	348	15	457
C331	Repair of fabricated metal products, machinery and equipment	17	6,526	736	58	1,180
II – Cagayan Valley		1,133	2,516,956	577,292	131,022	142,949
C101	Processing and preserving of meat	6	21,848	2,355	1,093	150
C102	Processing and preserving of fish, crustaceans and mollusks	4	375	358	10	3
C103	Processing and preserving of fruits and vegetables	8	1,980	1,320	156	-
C104	Manufacture of vegetable and animal oils and fats	S	S	S	S	S
C105	Manufacture of dairy products	4	2,342	1,487	146	47
C106	Manufacture of grain mill products, starches and starch products	175	758,080	93,247	16,749	109,474
C107	Manufacture of other food products	382	202,649	158,267	3,337	1,901
C108	Manufacture of prepared animal feeds	7	102,013	15,785	52,131	4,963
C110	Manufacture of beverages	227	604,145	105,324	43,187	8,839
C120	Manufacture of tobacco products	3	280,255	79,694	2,444	1,133
C131	Spinning, weaving and finishing of textiles	3	511	301	64	-
C139	Manufacture of other textiles	4	1,761	377	-	-
C142	Custom tailoring and dressmaking	34	4,979	2,825	150	577
C151	Tanning and dressing of leather; manufacture of luggage and handbags	3	969	315	163	109
C162	Manufacture of products of wood, cork, straw and plaiting materials	8	162	138	4	-
C181	Printing and service activities related to printing	122	60,037	31,911	943	5,239
C182	Reproduction of recorded media	3	483	302	32	-
C199	Manufacture of other fuel products	S	S	S	S	S
C201	Manufacture of basic chemicals	S	S	S	S	S
C222	Manufacture of plastics products	6	1,299	909	56	65
C239	Manufacture of non-metallic mineral products, n.e.c.	25	20,172	7,222	1,062	770
C241	Manufacture of basic iron and steel	9	3,144	2,610	14	-

Table 5.3 Number of Establishments and General Administrative and Other Operating Expenses by Type for Manufacturing Establishments by Region and Industry Group: Philippines, 2018

(Values are in thousand PhP, except number of establishments. Details may not add up to total due to rounding and/or suppression.)

Continued

2009 PSIC Code	Region / Industry Description	Number of Establishments	General Administrative and Other Operating Expenses			
			Total	Compensation of Indirect Labor	Other Materials and Supplies	Other Fuels, Lubricants, Oils and Greases
		(1)	(2)	(3)	(4)	(5)
C251	Manufacture of structural metal products, tanks, reservoirs and steam generators	12	4,705	2,006	218	240
C252	Manufacture of weapons and ammunition	S	S	S	S	S
C259	Manufacture of other fabricated metal products; metal working service activities	32	3,800	2,642	181	45
C279	Manufacture of other electrical equipment	3	187,974	-	-	-
C282	Manufacture of special purpose machinery	3	50,306	21,875	1,239	2,236
C310	Manufacture of furniture	21	26,843	15,812	52	5,572
C321	Manufacture of jewelry, bijouterie and related articles	5	16	-	-	-
C329	Other manufacturing, n.e.c.	S	S	S	S	S
C331	Repair of fabricated metal products, machinery and equipment	17	1,934	581	133	39
III – Central Luzon		3,388	51,595,259	10,639,505	1,112,964	1,018,796
C101	Processing and preserving of meat	74	1,433,695	402,690	60,667	43,571
C102	Processing and preserving of fish, crustaceans and mollusks	27	249,005	41,816	6,222	5,339
C103	Processing and preserving of fruits and vegetables	31	1,619,736	361,982	47,454	5,814
C104	Manufacture of vegetable and animal oils and fats	4	19,209	9,430	267	486
C105	Manufacture of dairy products	12	266,309	64,020	1,984	2,344
C106	Manufacture of grain mill products, starches and starch products	235	392,731	68,297	5,055	60,715
C107	Manufacture of other food products	1,054	5,846,872	1,967,672	117,141	57,966
C108	Manufacture of prepared animal feeds	54	2,710,481	646,327	49,793	61,814
C110	Manufacture of beverages	360	6,926,416	284,522	93,737	185,985
C120	Manufacture of tobacco products	S	S	S	S	S
C131	Spinning, weaving and finishing of textiles	20	689,393	98,597	1,730	190,899
C139	Manufacture of other textiles	40	235,964	39,497	7,201	4,060
C141	Manufacture of wearing apparel, except fur apparel	149	680,681	241,554	13,322	14,108
C142	Custom tailoring and dressmaking	60	102,581	34,005	311	596
C143	Manufacture of knitted and crocheted apparel	3	46,054	12,893	805	15
C151	Tanning and dressing of leather; manufacture of luggage and handbags	41	364,130	187,371	9,893	7,921
C152	Manufacture of footwear	10	241,321	63,267	3,142	1,936

Table 5.3 Number of Establishments and General Administrative and Other Operating Expenses by Type for Manufacturing Establishments by Region and Industry Group: Philippines, 2018

(Values are in thousand PhP, except number of establishments. Details may not add up to total due to rounding and/or suppression.)

Continued

2009 PSIC Code	Region / Industry Description	Number of Establishments	General Administrative and Other Operating Expenses			
			Total	Compensation of Indirect Labor	Other Materials and Supplies	Other Fuels, Lubricants, Oils and Greases
		(1)	(2)	(3)	(4)	(5)
C161	Sawmilling and planing of wood	S	S	S	S	S
C162	Manufacture of products of wood, cork, straw and plaiting materials	63	113,853	41,081	4,363	5,414
C170	Manufacture of paper and paper products	35	1,215,362	346,405	23,864	45,804
C181	Printing and service activities related to printing	163	140,192	36,297	21,356	6,643
C192	Manufacture of refined petroleum products	3	147,747	8,901	975	824
C201	Manufacture of basic chemicals	21	930,153	230,776	21,098	35,908
C202	Manufacture of other chemical products, n.e.c.	35	1,079,622	405,920	71,320	22,805
C210	Manufacture of pharmaceuticals, medicinal chemical and botanical products	22	373,240	122,573	35,178	8,425
C221	Manufacture of rubber products	14	2,558,742	124,911	5,067	1,588
C222	Manufacture of plastics products	115	1,472,805	555,481	45,467	39,723
C231	Manufacture of glass and glass products	14	129,827	32,698	4,469	1,294
C239	Manufacture of non-metallic mineral products, n.e.c.	134	5,696,699	544,149	58,682	80,107
C241	Manufacture of basic iron and steel	44	4,765,973	656,406	49,425	31,481
C242	Manufacture of basic precious and other non-ferrous metals	4	40,883	11,578	517	536
C243	Casting of metals	7	37,765	11,706	364	66
C251	Manufacture of structural metal products, tanks, reservoirs and steam generators	60	363,775	131,323	10,455	6,497
C259	Manufacture of other fabricated metal products; metal working service activities	85	876,301	240,373	111,426	16,075
C261	Manufacture of electronic	14	2,352,714	807,445	40,206	3,774
C262	Manufacture of computers and peripheral equipment and accessories	5	989,103	114,254	17,763	3,357
C263	Manufacture of communication equipment	S	S	S	S	S
C264	Manufacture of consumer electronics	3	4,456	1,672	93	-
C265	Manufacture of measuring, testing, navigating and control equipment; watches and clocks	3	38,764	10,508	488	408
C271	Manufacture of electric motors, generators, transformers and electricity distribution and control apparatus	10	104,277	39,363	2,689	1,742
C272	Manufacture of batteries and accumulators	S	S	S	S	S

Table 5.3 Number of Establishments and General Administrative and Other Operating Expenses by Type for Manufacturing Establishments by Region and Industry Group: Philippines, 2018

(Values are in thousand PhP, except number of establishments. Details may not add up to total due to rounding and/or suppression.)

Continued

2009 PSIC Code	Region / Industry Description	Number of Establishments	General Administrative and Other Operating Expenses			
			Total	Compensation of Indirect Labor	Other Materials and Supplies	Other Fuels, Lubricants, Oils and Greases
		(1)	(2)	(3)	(4)	(5)
C273	Manufacture of wiring and wiring devices	10	466,598	105,347	3,080	2,138
C274	Manufacture of electric lighting equipment	7	98,216	65,821	1,359	987
C275	Manufacture of domestic appliances	4	79,790	10,645	-	12,631
C279	Manufacture of other electrical equipment	10	97,805	29,361	6,231	1,015
C281	Manufacture of general purpose machinery	13	145,167	81,469	1,648	960
C282	Manufacture of special purpose machinery	15	60,346	22,181	2,020	1,519
C291	Manufacture of motor vehicles	4	11,130	3,460	525	439
C292	Manufacture of bodies (coachwork) for motor vehicles; manufacture of trailers and semi-trailers	S	S	S	S	S
C293	Manufacture of parts and accessories for motor vehicles	9	1,224,608	177,872	29,539	14,185
C301	Building of ships and boats	S	S	S	S	S
C303	Manufacture of air and spacecraft and related machinery	5	117,308	62,444	3,512	343
C309	Manufacture of transport equipment, n.e.c.	13	7,861	3,497	355	222
C310	Manufacture of furniture	121	293,171	92,562	5,188	15,930
C321	Manufacture of jewelry, bijouterie and related articles	15	31,766	6,823	6,159	812
C322	Manufacture of musical instruments	S	S	S	S	S
C323	Manufacture of sports goods	3	90,867	32,563	2,166	18
C324	Manufacture of games and toys	8	32,209	6,536	435	86
C325	Manufacture of medical and dental instruments and supplies	9	450,405	182,337	23,129	1,239
C329	Other manufacturing, n.e.c.	42	127,968	25,870	6,078	2,214
C331	Repair of fabricated metal products, machinery and equipment	62	905,120	302,107	69,203	7,340
C332	Installation of industrial machinery and equipment	S	S	S	S	S
IVA – CALABARZON		4,035	233,667,634	41,517,990	7,056,678	2,916,400
C101	Processing and preserving of meat	41	5,404,768	1,366,540	109,678	143,967
C102	Processing and preserving of fish, crustaceans and mollusks	12	1,551,297	251,921	16,842	904
C103	Processing and preserving of fruits and vegetables	19	1,523,982	306,700	16,609	46,804
C104	Manufacture of vegetable and animal oils and fats	31	885,596	142,828	37,881	15,448
C105	Manufacture of dairy products	12	6,027,121	3,474,369	289,230	7,696

Table 5.3 Number of Establishments and General Administrative and Other Operating Expenses by Type for Manufacturing Establishments by Region and Industry Group: Philippines, 2018

(Values are in thousand PhP, except number of establishments. Details may not add up to total due to rounding and/or suppression.)

Continued

2009 PSIC Code	Region / Industry Description	Number of Establishments	General Administrative and Other Operating Expenses			
			Total	Compensation of Indirect Labor	Other Materials and Supplies	Other Fuels, Lubricants, Oils and Greases
		(1)	(2)	(3)	(4)	(5)
C106	Manufacture of grain mill products, starches and starch products	90	587,907	149,046	29,601	12,034
C107	Manufacture of other food products	877	16,068,177	3,072,249	592,692	214,991
C108	Manufacture of prepared animal feeds	69	729,841	247,487	15,342	27,012
C110	Manufacture of beverages	291	31,893,649	1,083,735	2,158,420	138,479
C120	Manufacture of tobacco products	3	2,579,405	470,400	7,275	45,813
C131	Spinning, weaving and finishing of textiles	10	173,046	44,325	4,628	1,163
C139	Manufacture of other textiles	33	219,396	68,537	2,707	7,672
C141	Manufacture of wearing apparel, except fur apparel	244	1,633,803	530,750	50,928	26,715
C142	Custom tailoring and dressmaking	90	28,672	7,641	5,820	678
C143	Manufacture of knitted and crocheted apparel	16	130,527	47,180	1,690	1,303
C151	Tanning and dressing of leather; manufacture of luggage and handbags	24	737,848	144,708	14,469	71,883
C152	Manufacture of footwear	34	213,067	71,715	10,691	5,775
C161	Sawmilling and planing of wood	S	S	S	S	S
C162	Manufacture of products of wood, cork, straw and plaiting materials	64	1,298,381	266,692	24,744	8,738
C170	Manufacture of paper and paper products	76	1,738,272	392,481	37,763	53,398
C181	Printing and service activities related to printing	198	765,478	322,099	25,881	29,341
C182	Reproduction of recorded media	S	S	S	S	S
C192	Manufacture of refined petroleum products	S	S	S	S	S
C199	Manufacture of other fuel products	S	S	S	S	S
C201	Manufacture of basic chemicals	31	4,335,937	674,848	31,670	38,795
C202	Manufacture of other chemical products, n.e.c.	91	21,675,250	2,681,761	97,915	166,955
C210	Manufacture of pharmaceuticals, medicinal chemical and botanical products	34	3,810,183	661,401	41,932	16,378
C221	Manufacture of rubber products	35	1,087,346	209,328	34,104	16,182
C222	Manufacture of plastics products	181	5,387,834	1,437,478	404,816	124,624
C231	Manufacture of glass and glass products	18	1,721,838	158,621	3,095	6,934
C239	Manufacture of non-metallic mineral products, n.e.c.	115	7,359,881	786,742	174,050	163,248
C241	Manufacture of basic iron and steel	59	2,578,535	777,444	95,047	82,097
C242	Manufacture of basic precious and other non-ferrous metals	8	185,289	71,590	7,833	5,246
C243	Casting of metals	16	1,065,441	500,431	14,090	17,321
C251	Manufacture of structural metal products, tanks, reservoirs and steam generators	109	1,740,852	558,115	56,121	30,194

Table 5.3 Number of Establishments and General Administrative and Other Operating Expenses by Type for Manufacturing Establishments by Region and Industry Group: Philippines, 2018

(Values are in thousand PhP, except number of establishments. Details may not add up to total due to rounding and/or suppression.)

Continued

2009 PSIC Code	Region / Industry Description	Number of Establishments	General Administrative and Other Operating Expenses			
			Total	Compensation of Indirect Labor	Other Materials and Supplies	Other Fuels, Lubricants, Oils and Greases
		(1)	(2)	(3)	(4)	(5)
C252	Manufacture of weapons and ammunition	S	S	S	S	S
C259	Manufacture of other fabricated metal products; metal working service activities	245	3,826,171	998,618	103,176	79,576
C261	Manufacture of electronic components	103	23,962,634	7,068,328	948,710	96,651
C262	Manufacture of computers and peripheral equipment and accessories	24	15,646,190	1,983,955	463,139	631,641
C263	Manufacture of communication equipment	10	284,495	81,674	12,438	2,420
C264	Manufacture of consumer electronics	12	1,722,187	287,236	77,086	4,908
C265	Manufacture of measuring, testing, navigating and control equipment; watches and clocks	5	188,776	22,307	72,848	640
C267	Manufacture of optical instruments and photographic equipment	9	677,383	180,175	11,543	4,178
C271	Manufacture of electric motors, generators, transformers and electricity distribution and control apparatus	46	913,514	201,668	15,341	13,572
C272	Manufacture of batteries and accumulators	S	S	S	S	S
C273	Manufacture of wiring and wiring devices	20	957,475	275,247	32,808	7,983
C274	Manufacture of electric lighting equipment	15	547,332	187,799	9,592	3,331
C275	Manufacture of domestic appliances	12	211,996	96,571	2,886	1,983
C279	Manufacture of other electrical equipment	14	5,647,993	378,037	124,444	8,320
C281	Manufacture of general purpose machinery	41	4,863,558	1,080,483	69,810	68,163
C282	Manufacture of special purpose machinery	73	2,244,877	626,375	63,088	27,318
C291	Manufacture of motor vehicles	13	2,350,529	658,373	18,379	72,415
C292	Manufacture of bodies (coachwork) for motor vehicles; manufacture of trailers and semi-trailers	10	207,699	49,125	4,728	4,662
C293	Manufacture of parts and accessories for motor vehicles	74	15,353,554	2,252,852	200,925	116,313
C301	Building of ships and boats	5	69,304	26,188	2,574	884
C302	Manufacture of railway locomotive and rolling stock	S	S	S	S	S
C303	Manufacture of air and spacecraft and related machinery	S	S	S	S	S
C309	Manufacture of transport equipment, n.e.c.	21	12,353,226	1,117,870	173,404	60,654

Table 5.3 Number of Establishments and General Administrative and Other Operating Expenses by Type for Manufacturing Establishments by Region and Industry Group: Philippines, 2018

(Values are in thousand PhP, except number of establishments. Details may not add up to total due to rounding and/or suppression.)

Continued

2009 PSIC Code	Region / Industry Description	Number of Establishments	General Administrative and Other Operating Expenses			
			Total	Compensation of Indirect Labor	Other Materials and Supplies	Other Fuels, Lubricants, Oils and Greases
		(1)	(2)	(3)	(4)	(5)
C310	Manufacture of furniture	150	873,231	440,125	42,817	24,776
C321	Manufacture of jewelry, bijouterie and related articles	4	28,179	9,916	1,250	1,278
C322	Manufacture of musical instruments	S	S	S	S	S
C323	Manufacture of sports goods	8	98,230	44,593	9,720	2,381
C324	Manufacture of games and toys	6	117,934	40,147	8,986	1,674
C325	Manufacture of medical and dental instruments and supplies	21	3,005,754	805,700	50,890	101,667
C329	Other manufacturing, n.e.c.	17	168,981	83,473	6,423	2,953
C331	Repair of fabricated metal products, machinery and equipment	133	819,415	271,448	22,448	29,317
C332	Installation of industrial machinery and equipment	S	S	S	S	S
	MIMAROPA	1,118	1,796,305	314,677	15,923	14,049
C101	Processing and preserving of meat	3	6,466	3,544	582	221
C102	Processing and preserving of fish, crustaceans and mollusks	S	S	S	S	S
C103	Processing and preserving of fruits and vegetables	S	S	S	S	S
C104	Manufacture of vegetable and animal oils and fats	7	44,990	13,808	258	-
C105	Manufacture of dairy products	5	95	65	-	-
C106	Manufacture of grain mill products, starches and starch products	98	116,001	4,138	1,863	6,446
C107	Manufacture of other food products	432	107,846	35,979	11,951	3,260
C110	Manufacture of beverages	289	38,833	21,672	434	2,557
C131	Spinning, weaving and finishing of textiles	3	44	-	1	-
C141	Manufacture of wearing apparel, except fur apparel	8	133	-	-	-
C142	Custom tailoring and dressmaking	22	5,482	1,914	164	94
C151	Tanning and dressing of leather; manufacture of luggage and handbags	3	508	268	8	56
C161	Sawmilling and 721lanning of wood	4	229	-	-	-
C162	Manufacture of products of wood, cork, straw and plaiting materials	13	2,681	879	69	74
C181	Printing and service activities related to printing	123	36,949	21,945	459	659
C201	Manufacture of basic chemicals	3	76	-	-	13
C202	Manufacture of other chemical products, n.e.c.	S	S	S	S	S
C210	Manufacture of pharmaceuticals, medicinal chemical and botanical products	S	S	S	S	S

Table 5.3 Number of Establishments and General Administrative and Other Operating Expenses by Type for Manufacturing Establishments by Region and Industry Group: Philippines, 2018

(Values are in thousand PhP, except number of establishments. Details may not add up to total due to rounding and/or suppression.)

Continued

2009 PSIC Code	Region / Industry Description	Number of Establishments	General Administrative and Other Operating Expenses			
			Total	Compensation of Indirect Labor	Other Materials and Supplies	Other Fuels, Lubricants, Oils and Greases
		(1)	(2)	(3)	(4)	(5)
C222	Manufacture of plastics products	6	1,345	-	-	-
C239	Manufacture of non-metallic mineral products, n.e.c.	37	2,421	707	26	71
C241	Manufacture of basic iron and steel	8	379	132	-	212
C242	Manufacture of basic precious and other non-ferrous metals	S	S	S	S	S
C259	Manufacture of other fabricated metal products; metal working service activities	19	1,184	-	-	-
C282	Manufacture of special purpose machinery	S	S	S	S	S
C310	Manufacture of furniture	21	2,690	-	-	-
C331	Repair of fabricated metal products, machinery and equipment	5	1,979	1,630	13	5
V – Bicol Region		1,339	1,602,647	314,006	35,992	41,313
C101	Processing and preserving of meat	14	21,309	4,090	1,839	2,900
C102	Processing and preserving of fish, crustaceans and mollusks	28	23,816	4,422	337	50
C103	Processing and preserving of fruits and vegetables	5	656	446	-	-
C104	Manufacture of vegetable and animal oils and fats	9	95,103	13,883	1,102	440
C105	Manufacture of dairy products	6	3,737	1,282	131	189
C106	Manufacture of grain mill products, starches and starch products	67	46,837	18,806	474	3,478
C107	Manufacture of other food products	542	195,524	78,161	6,275	5,906
C108	Manufacture of prepared animal feeds	4	55,445	12,996	2,447	15,906
C110	Manufacture of beverages	249	334,927	31,550	3,338	4,185
C120	Manufacture of tobacco products	S	S	S	S	S
C131	Spinning, weaving and finishing of textiles	6	35	-	16	-
C139	Manufacture of other textiles	10	33,031	3,310	564	1,212
C141	Manufacture of wearing apparel, except fur apparel	19	4,476	713	80	147
C142	Custom tailoring and dressmaking	55	2,725	-	116	61
C151	Tanning and dressing of leather; manufacture of luggage and handbags	3	191	157	-	-
C152	Manufacture of footwear	4	259	64	5	-
C162	Manufacture of products of wood, cork, straw and plaiting materials	32	37,802	12,575	727	769
C170	Manufacture of paper and paper products	5	185,670	37,326	1,279	880
C181	Printing and service activities related to printing	93	54,390	21,439	3,575	956
C201	Manufacture of basic chemicals	3	1,339	-	-	-

Table 5.3 Number of Establishments and General Administrative and Other Operating Expenses by Type for Manufacturing Establishments by Region and Industry Group: Philippines, 2018

(Values are in thousand PhP, except number of establishments. Details may not add up to total due to rounding and/or suppression.)

Continued

2009 PSIC Code	Region / Industry Description	Number of Establish-ments	General Administrative and Other Operating Expenses			
			Total	Compensation of Indirect Labor	Other Materials and Supplies	Other Fuels, Lubricants, Oils and Greases
		(1)	(2)	(3)	(4)	(5)
C210	Manufacture of pharmaceuticals, medicinal chemical and botanical products	5	599	-	27	-
C231	Manufacture of glass and glass products	S	S	S	S	S
C239	Manufacture of non-metallic mineral products, n.e.c.	29	114,111	11,001	9,620	1,059
C241	Manufacture of basic iron and steel	12	22,568	7,609	433	293
C242	Manufacture of basic precious and other non-ferrous metals	S	S	S	S	S
C251	Manufacture of structural metal products, tanks, reservoirs and steam generators	21	12,255	4,450	49	-
C259	Manufacture of other fabricated metal products; metal working service activities	31	802	241	32	74
C281	Manufacture of general purpose machinery	4	69,491	20,834	345	2,003
C282	Manufacture of special purpose machinery	3	1,257	-	-	-
C293	Manufacture of parts and accessories for motor vehicles	3	21	-	-	-
C310	Manufacture of furniture	25	1,800	-	-	-
C329	Other manufacturing, n.e.c.	19	15,403	8,201	878	354
C331	Repair of fabricated metal products, machinery and equipment	29	10,586	6,773	1,254	-
	VI – Western Visayas	1,425	8,720,295	2,356,042	200,259	156,997
C101	Processing and preserving of meat	19	347,259	242,275	2,551	3,167
C102	Processing and preserving of fish, crustaceans and mollusks	31	73,297	19,751	1,692	1,553
C103	Processing and preserving of fruits and vegetables	S	S	S	S	S
C104	Manufacture of vegetable and animal oils and fats	5	23,385	9,672	400	3,009
C105	Manufacture of dairy products	5	462	114	36	-
C106	Manufacture of grain mill products, starches and starch products	107	113,391	46,783	6,450	2,788
C107	Manufacture of other food products	444	3,322,859	1,183,138	128,071	65,228
C108	Manufacture of prepared animal feeds	3	452,579	80,631	3,384	12,269
C110	Manufacture of beverages	282	3,392,374	462,750	30,650	48,942
C131	Spinning, weaving and finishing of textiles	14	1,476	107	21	-
C139	Manufacture of other textiles	4	151	-	-	-
C141	Manufacture of wearing apparel, except fur apparel	17	12,346	5,127	200	146

Table 5.3 Number of Establishments and General Administrative and Other Operating Expenses by Type for Manufacturing Establishments by Region and Industry Group: Philippines, 2018

(Values are in thousand PhP, except number of establishments. Details may not add up to total due to rounding and/or suppression.)

Continued

2009 PSIC Code	Region / Industry Description	Number of Establish-ments	General Administrative and Other Operating Expenses			
			Total	Compensation of Indirect Labor	Other Materials and Supplies	Other Fuels, Lubricants, Oils and Greases
		(1)	(2)	(3)	(4)	(5)
C142	Custom tailoring and dressmaking	63	9,604	3,827	2,838	34
C161	Sawmilling and planing of wood	3	3,218	708	57	280
C162	Manufacture of products of wood, cork, straw and plaiting materials	14	23,026	13,713	337	765
C181	Printing and service activities related to printing	145	69,559	24,406	2,297	305
C192	Manufacture of refined petroleum products	S	S	S	S	S
C201	Manufacture of basic chemicals	9	533,412	135,708	7,600	2,171
C202	Manufacture of other chemical products, n.e.c.	S	S	S	S	S
C210	Manufacture of pharmaceuticals, medicinal chemical and botanical products	7	10,004	1,916	376	1,681
C221	Manufacture of rubber products	3	959	-	2	-
C222	Manufacture of plastics products	21	37,741	22,833	1,336	752
C231	Manufacture of glass and glass products	4	43	-	-	-
C239	Manufacture of non-metallic mineral products, n.e.c.	99	109,165	26,202	2,811	4,238
C241	Manufacture of basic iron and steel	14	26,451	12,990	386	583
C243	Casting of metals	5	9,242	4,621	366	47
C251	Manufacture of structural metal products, tanks, reservoirs and steam generators	17	15,039	5,466	349	2,766
C259	Manufacture of other fabricated metal products; metal working service activities	33	15,516	9,856	837	806
C265	Manufacture of measuring, testing, navigating and control equipment; watches and clocks	S	S	S	S	S
C267	Manufacture of optical instruments and photographic equipment	S	S	S	S	S
C282	Manufacture of special purpose machinery	3	2,090	635	39	168
C293	Manufacture of parts and accessories for motor vehicles	3	305	-	-	-
C310	Manufacture of furniture	12	39,751	18,048	1,778	3,171
C321	Manufacture of jewelry, bijouterie and related articles	5	324	-	87	31
C329	Other manufacturing, n.e.c.	11	31,949	4,823	413	572
C331	Repair of fabricated metal products, machinery and equipment	16	35,454	17,700	4,713	1,093
VII – Central Visayas		2,347	33,926,529	6,939,203	1,196,536	406,990
C101	Processing and preserving of meat	27	1,127,210	373,523	35,870	46,487

Table 5.3 Number of Establishments and General Administrative and Other Operating Expenses by Type for Manufacturing Establishments by Region and Industry Group: Philippines, 2018

(Values are in thousand PhP, except number of establishments. Details may not add up to total due to rounding and/or suppression.)

Continued

2009 PSIC Code	Region / Industry Description	Number of Establishments	General Administrative and Other Operating Expenses			
			Total	Compensation of Indirect Labor	Other Materials and Supplies	Other Fuels, Lubricants, Oils and Greases
		(1)	(2)	(3)	(4)	(5)
C102	Processing and preserving of fish, crustaceans and mollusks	34	750,911	190,415	42,379	13,876
C103	Processing and preserving of fruits and vegetables	21	583,452	145,376	123,095	1,688
C104	Manufacture of vegetable and animal oils and fats	14	326,518	63,717	5,343	13,017
C105	Manufacture of dairy products	6	7,819	3,122	211	397
C106	Manufacture of grain mill products, starches and starch products	71	166,474	30,741	1,062	6,136
C107	Manufacture of other food products	758	1,157,371	350,048	30,207	26,961
C108	Manufacture of prepared animal feeds	19	1,452,090	113,006	6,519	9,032
C110	Manufacture of beverages	247	4,188,032	848,185	43,978	90,736
C131	Spinning, weaving and finishing of textiles	4	13,612	4,660	239	230
C102	Processing and preserving of fish, crustaceans and mollusks	34	750,911	190,415	42,379	13,876
C103	Processing and preserving of fruits and vegetables	21	583,452	145,376	123,095	1,688
C104	Manufacture of vegetable and animal oils and fats	14	326,518	63,717	5,343	13,017
C105	Manufacture of dairy products	6	7,819	3,122	211	397
C106	Manufacture of grain mill products, starches and starch products	71	166,474	30,741	1,062	6,136
C107	Manufacture of other food products	758	1,157,371	350,048	30,207	26,961
C108	Manufacture of prepared animal feeds	19	1,452,090	113,006	6,519	9,032
C110	Manufacture of beverages	247	4,188,032	848,185	43,978	90,736
C131	Spinning, weaving and finishing of textiles	4	13,612	4,660	239	230
C139	Manufacture of other textiles	13	59,869	25,155	1,508	917
C141	Manufacture of wearing apparel, except fur apparel	53	1,115,781	607,106	37,089	4,300
C142	Custom tailoring and dressmaking	50	5,539	2,515	1,716	68
C151	Tanning and dressing of leather; manufacture of luggage and handbags	S	S	S	S	S
C152	Manufacture of footwear	16	91,937	63,686	395	169
C161	Sawmilling and 725lanning of wood	8	244,287	69,730	3,898	4,463
C162	Manufacture of products of wood, cork, straw and plaiting materials	15	77,624	29,265	1,166	284
C170	Manufacture of paper and paper products	19	281,832	67,001	5,106	10,562
C181	Printing and service activities related to printing	268	241,297	88,390	7,593	2,673
C201	Manufacture of basic chemicals	18	744,711	129,193	5,528	1,732
C202	Manufacture of other chemical products, n.e.c.	36	411,753	122,063	7,155	8,037

Table 5.3 Number of Establishments and General Administrative and Other Operating Expenses by Type for Manufacturing Establishments by Region and Industry Group: Philippines, 2018

(Values are in thousand PhP, except number of establishments. Details may not add up to total due to rounding and/or suppression.)

Continued

2009 PSIC Code	Region / Industry Description	Number of Establishments	General Administrative and Other Operating Expenses			
			Total	Compensation of Indirect Labor	Other Materials and Supplies	Other Fuels, Lubricants, Oils and Greases
		(1)	(2)	(3)	(4)	(5)
C210	Manufacture of pharmaceuticals, medicinal chemical and botanical products	4	513,216	62,485	1,357	423
C221	Manufacture of rubber products	7	245,234	56,416	6,526	555
C222	Manufacture of plastics products	71	364,533	136,513	41,900	5,622
C231	Manufacture of glass and glass products	7	372,852	122,857	117,578	3,593
C239	Manufacture of non-metallic mineral products, n.e.c.	45	9,369,404	329,825	53,783	83,853
C241	Manufacture of basic iron and steel	29	1,259,673	162,839	6,845	1,430
C242	Manufacture of basic precious and other non-ferrous metals	S	S	S	S	S
C243	Casting of metals	8	89,367	40,521	855	2,882
C251	Manufacture of structural metal products, tanks, reservoirs and steam generators	10	65,857	17,350	1,911	2,353
C252	Manufacture of weapons and ammunition	S	S	S	S	S
C259	Manufacture of other fabricated metal products; metal working service activities	50	877,558	202,352	89,415	6,910
C261	Manufacture of electronic components	10	2,256,140	772,569	158,746	14,758
C262	Manufacture of computers and peripheral equipment and accessories	S	S	S	S	S
C263	Manufacture of communication equipment	S	S	S	S	S
C264	Manufacture of consumer electronics	3	278,859	75,720	3,617	662
C265	Manufacture of measuring, testing, navigating and control equipment; watches and clocks	5	99,503	55,799	125	47
C267	Manufacture of optical instruments and photographic equipment	12	330,271	139,241	5,696	1,282
C271	Manufacture of electric motors, generators, transformers and electricity distribution and control apparatus	7	172,161	40,557	2,482	282
C273	Manufacture of wiring and wiring devices	S	S	S	S	S
C274	Manufacture of electric lighting equipment	4	19,176	8,139	183	-
C275	Manufacture of domestic appliances	S	S	S	S	S
C279	Manufacture of other electrical equipment	S	S	S	S	S
C281	Manufacture of general purpose machinery	5	214,834	61,940	31,556	261

Table 5.3 Number of Establishments and General Administrative and Other Operating Expenses by Type for Manufacturing Establishments by Region and Industry Group: Philippines, 2018

(Values are in thousand PhP, except number of establishments. Details may not add up to total due to rounding and/or suppression.)

Continued

2009 PSIC Code	Region / Industry Description	Number of Establishments	General Administrative and Other Operating Expenses			
			Total	Compensation of Indirect Labor	Other Materials and Supplies	Other Fuels, Lubricants, Oils and Greases
		(1)	(2)	(3)	(4)	(5)
C282	Manufacture of special purpose machinery	5	24,851	3,186	894	310
C291	Manufacture of motor vehicles	10	104,640	20,189	1,007	729
C293	Manufacture of parts and accessories for motor vehicles	8	501,144	81,655	12,553	947
C301	Building of ships and boats	13	472,954	139,332	17,969	5,239
C309	Manufacture of transport equipment,	3	189,555	49,975	1,399	3,522
C310	Manufacture of furniture	173	1,360,846	377,846	232,363	15,952
C321	Manufacture of jewelry, bijouterie and related articles	37	157,606	75,250	4,097	591
C322	Manufacture of musical instruments	S	S	S	S	S
C323	Manufacture of sports goods	S	S	S	S	S
C324	Manufacture of games and toys	S	S	S	S	S
C325	Manufacture of medical and dental instruments and supplies	15	553,452	243,752	11,206	1,601
C329	Other manufacturing, n.e.c.	24	105,488	32,110	1,647	1,644
C331	Repair of fabricated metal products, machinery and equipment	66	113,045	36,988	3,449	4,917
	VIII – Eastern Visayas	1,415	8,343,281	763,635	57,618	47,792
C101	Processing and preserving of meat	S	S	S	S	S
C102	Processing and preserving of fish, crustaceans and mollusks	8	8,425	4,894	527	5
C103	Processing and preserving of fruits and vegetables	5	1,849	567	305	7
C104	Manufacture of vegetable and animal oils and fats	7	88,601	29,578	611	1,364
C105	Manufacture of dairy products	S	S	S	S	S
C106	Manufacture of grain mill products, starches and starch products	100	26,457	6,802	270	352
C107	Manufacture of other food products	646	686,921	334,815	25,138	30,608
C110	Manufacture of beverages	365	507,102	104,703	8,561	9,784
C131	Spinning, weaving and finishing of textiles	4	1,108	348	70	42
C139	Manufacture of other textiles	S	S	S	S	S
C141	Manufacture of wearing apparel, except fur apparel	8	4	-	4	-
C142	Custom tailoring and dressmaking	34	1,173	426	-	-
C162	Manufacture of products of wood, cork, straw and plaiting materials	13	633	461	-	13
C170	Manufacture of paper and paper products	7	147,933	40,266	2,673	527
C181	Printing and service activities related to printing	76	36,073	9,614	1,642	2,537
C201	Manufacture of basic chemicals	7	68,945	40,640	512	370

Table 5.3 Number of Establishments and General Administrative and Other Operating Expenses by Type for Manufacturing Establishments by Region and Industry Group: Philippines, 2018

(Values are in thousand PhP, except number of establishments. Details may not add up to total due to rounding and/or suppression.)

Continued

2009 PSIC Code	Region / Industry Description	Number of Establish-ments	General Administrative and Other Operating Expenses			
			Total	Compensation of Indirect Labor	Other Materials and Supplies	Other Fuels, Lubricants, Oils and Greases
		(1)	(2)	(3)	(4)	(5)
C210	Manufacture of pharmaceuticals, medicinal chemical and botanical products	S	S	S	S	S
C222	Manufacture of plastics products	9	10,937	5,272	829	178
C231	Manufacture of glass and glass products	6	2,834	1,108	359	533
C239	Manufacture of non-metallic mineral products, n.e.c.	38	1,601	-	111	195
C241	Manufacture of basic iron and steel	3	-	-	-	-
C242	Manufacture of basic precious and other non-ferrous metals	S	S	S	S	S
C243	Casting of metals	S	S	S	S	S
C251	Manufacture of structural metal products, tanks, reservoirs and steam generators	5	1,433	1,365	19	-
C259	Manufacture of other fabricated metal products; metal working service activities	38	254	196	-	-
C273	Manufacture of wiring and wiring devices	S	S	S	S	S
C282	Manufacture of special purpose machinery	S	S	S	S	S
C310	Manufacture of furniture	4	588	-	-	-
C321	Manufacture of jewelry, bijouterie and related articles	5	-	-	-	-
C329	Other manufacturing, n.e.c.	12	3,927	1,560	149	55
C331	Repair of fabricated metal products, machinery and equipment	6	14,517	7,146	175	891
IX – Zamboanga Peninsula		1,278	3,474,200	793,627	62,301	64,245
C101	Processing and preserving of meat	12	61,514	9,140	10,787	8,155
C102	Processing and preserving of fish, crustaceans and mollusks	29	2,136,692	294,016	22,601	18,116
C104	Manufacture of vegetable and animal oils and fats	6	253,633	75,105	1,634	4,163
C105	Manufacture of dairy products	4	201	134	3	-
C106	Manufacture of grain mill products, starches and starch products	133	29,587	6,738	1,923	688
C107	Manufacture of other food products	649	487,909	188,960	12,024	16,175
C108	Manufacture of prepared animal feeds	S	S	S	S	S
C110	Manufacture of beverages	151	207,502	94,170	3,578	9,064
C139	Manufacture of other textiles	S	S	S	S	S
C142	Custom tailoring and dressmaking	37	7,581	3,794	1,785	9
C161	Sawmilling and planing of wood	4	975	938	-	-
C162	Manufacture of products of wood, cork, straw and plaiting materials	S	S	S	S	S

Table 5.3 Number of Establishments and General Administrative and Other Operating Expenses by Type for Manufacturing Establishments by Region and Industry Group: Philippines, 2018

(Values are in thousand PhP, except number of establishments. Details may not add up to total due to rounding and/or suppression.)

Continued

2009 PSIC Code	Region / Industry Description	Number of Establishments	General Administrative and Other Operating Expenses			
			Total	Compensation of Indirect Labor	Other Materials and Supplies	Other Fuels, Lubricants, Oils and Greases
		(1)	(2)	(3)	(4)	(5)
C181	Printing and service activities related to printing	81	18,249	7,113	373	415
C221	Manufacture of rubber products	5	18,604	7,356	332	552
C222	Manufacture of plastics products	8	11,445	3,502	105	176
C231	Manufacture of glass and glass products	4	32	-	8	-
C239	Manufacture of non-metallic mineral products, n.e.c.	36	11,644	9,595	104	172
C241	Manufacture of basic iron and steel	5	2,458	901	48	-
C251	Manufacture of structural metal products, tanks, reservoirs and steam generators	12	2,982	1,156	42	68
C259	Manufacture of other fabricated metal products; metal working service activities	23	75,862	18,409	704	1,313
C310	Manufacture of furniture	26	11,163	3,966	182	848
C321	Manufacture of jewelry, bijouterie and related articles	S	S	S	S	S
C329	Other manufacturing, n.e.c.	4	374	256	-	-
C331	Repair of fabricated metal products, machinery and equipment	44	16,164	7,794	252	832
	X – Northern Mindanao	1,124	12,723,856	2,131,964	136,731	168,075
C101	Processing and preserving of meat	23	67,061	24,408	1,062	193
C102	Processing and preserving of fish, crustaceans and mollusks	S	S	S	S	S
C103	Processing and preserving of fruits and vegetables	15	2,529,354	376,847	565	1,024
C104	Manufacture of vegetable and animal oils and fats	9	776,180	227,207	5,495	26,079
C105	Manufacture of dairy products	6	10,782	115	157	-
C106	Manufacture of grain mill products, starches and starch products	36	2,799,398	409,686	23,695	1,625
C107	Manufacture of other food products	409	596,110	344,896	35,271	13,058
C108	Manufacture of prepared animal feeds	7	1,459,775	208	-	-
C110	Manufacture of beverages	182	1,261,739	207,993	15,071	23,550
C131	Spinning, weaving and finishing of textiles	3	-	-	-	-
C139	Manufacture of other textiles	5	1,030	804	-	-
C141	Manufacture of wearing apparel, except fur apparel	10	17,397	1,800	840	299
C142	Custom tailoring and dressmaking	43	14,840	8,732	172	-
C152	Manufacture of footwear	4	24,684	8,551	-	-
C161	Sawmilling and planing of wood	15	114,782	11,399	832	4,729
C162	Manufacture of products of wood, cork, straw and plaiting materials	14	34,717	17,350	170	461

Table 5.3 Number of Establishments and General Administrative and Other Operating Expenses by Type for Manufacturing Establishments by Region and Industry Group: Philippines, 2018

(Values are in thousand PhP, except number of establishments. Details may not add up to total due to rounding and/or suppression.)

Continued

2009 PSIC Code	Region / Industry Description	Number of Establishments	General Administrative and Other Operating Expenses			
			Total	Compensation of Indirect Labor	Other Materials and Supplies	Other Fuels, Lubricants, Oils and Greases
		(1)	(2)	(3)	(4)	(5)
C170	Manufacture of paper and paper products	6	225,871	58,564	4,520	4,470
C181	Printing and service activities related to printing	92	25,700	8,519	597	2,619
C192	Manufacture of refined petroleum products	3	906	201	295	-
C201	Manufacture of basic chemicals	11	1,533,136	114,053	20,786	47,171
C202	Manufacture of other chemical products, n.e.c.	4	310,933	63,516	3,129	2,556
C210	Manufacture of pharmaceuticals, medicinal chemical and botanical products	S	S	S	S	S
C221	Manufacture of rubber products	S	S	S	S	S
C222	Manufacture of plastics products	22	380,798	65,600	9,880	7,248
C231	Manufacture of glass and glass products	3	1,185	-	500	100
C239	Manufacture of non-metallic mineral products, n.e.c.	38	192,364	54,921	5,942	14,617
C241	Manufacture of basic iron and steel	10	97,392	24,644	1,683	1,295
C243	Casting of metals	3	3,328	3,026	-	-
C251	Manufacture of structural metal products, tanks, reservoirs and steam generators	26	37,248	5,450	1,813	1,991
C259	Manufacture of other fabricated metal products; metal working service activities	17	6,454	4,608	428	-
C264	Manufacture of consumer electronics	S	S	S	S	S
C271	Manufacture of electric motors, generators, transformers and electricity distribution and control apparatus	S	S	S	S	S
C281	Manufacture of general purpose machinery	S	S	S	S	S
C282	Manufacture of special purpose machinery	S	S	S	S	S
C291	Manufacture of motor vehicles	3	3,244	490	3	876
C293	Manufacture of parts and accessories for motor vehicles	3	297	126	2	24
C310	Manufacture of furniture	39	27,410	16,098	1,231	2,025
C321	Manufacture of jewelry, bijouterie and related articles	S	S	S	S	S
C324	Manufacture of games and toys	S	S	S	S	S
C329	Other manufacturing, n.e.c.	S	S	S	S	S
C331	Repair of fabricated metal products, machinery and equipment	49	67,126	32,717	1,862	8,338
XI – Davao Region		1,478	12,131,734	2,861,641	206,750	301,247
C101	Processing and preserving of meat	13	127,637	38,953	8,268	3,472

Table 5.3 Number of Establishments and General Administrative and Other Operating Expenses by Type for Manufacturing Establishments by Region and Industry Group: Philippines, 2018*(Values are in thousand PhP, except number of establishments. Details may not add up to total due to rounding and/or suppression.)**Continued*

2009 PSIC Code	Region / Industry Description	Number of Establishments	General Administrative and Other Operating Expenses			
			Total	Compensation of Indirect Labor	Other Materials and Supplies	Other Fuels, Lubricants, Oils and Greases
		(1)	(2)	(3)	(4)	(5)
C102	Processing and preserving of fish, crustaceans and mollusks	5	32,142	4,121	1,033	-
C103	Processing and preserving of fruits and vegetables	13	224,532	65,472	2,156	11,970
C104	Manufacture of vegetable and animal oils and fats	17	1,346,658	326,552	28,037	9,249
C105	Manufacture of dairy products	5	863	667	11	14
C106	Manufacture of grain mill products, starches and starch products	131	92,419	21,696	3,084	8,426
C107	Manufacture of other food products	430	1,418,373	302,905	28,924	20,870
C108	Manufacture of prepared animal feeds	7	2,391,292	250,696	9,403	86,201
C110	Manufacture of beverages	270	1,948,768	488,356	27,536	35,661
C120	Manufacture of tobacco products	S	S	S	S	S
C139	Manufacture of other textiles	19	37,567	20,253	253	299
C141	Manufacture of wearing apparel, except fur apparel	23	14,748	2,909	1,627	256
C142	Custom tailoring and dressmaking	41	19,989	5,859	159	336
C152	Manufacture of footwear	5	1,870	967	60	15
C161	Sawmilling and 731lanning of wood	3	3,994	612	824	50
C162	Manufacture of products of wood, cork, straw and plaiting materials	31	134,679	32,654	1,105	5,323
C170	Manufacture of paper and paper products	15	400,436	143,303	7,481	15,638
C181	Printing and service activities related to printing	123	138,649	65,180	2,774	2,396
C192	Manufacture of refined petroleum products	S	S	S	S	S
C201	Manufacture of basic chemicals	22	50,305	20,712	727	1,450
C202	Manufacture of other chemical products, n.e.c.	8	1,100,608	323,283	9,953	8,143
C210	Manufacture of pharmaceuticals, medicinal chemical and botanical products	8	580,834	129,517	1,922	169
C221	Manufacture of rubber products	4	4,115	1,794	45	76
C222	Manufacture of plastics products	42	713,436	180,728	10,064	39,584
C231	Manufacture of glass and glass products	4	9,770	6,678	190	196
C239	Manufacture of non-metallic mineral products, n.e.c.	46	783,979	229,890	37,889	25,302
C241	Manufacture of basic iron and steel	11	80,484	34,619	2,796	2,025
C242	Manufacture of basic precious and other non-ferrous metals	3	15,283	6,021	271	30
C243	Casting of metals	S	S	S	S	S
C251	Manufacture of structural metal products, tanks, reservoirs and steam generators	15	106,097	52,618	3,640	2,516

Table 5.3 Number of Establishments and General Administrative and Other Operating Expenses by Type for Manufacturing Establishments by Region and Industry Group: Philippines, 2018

(Values are in thousand PhP, except number of establishments. Details may not add up to total due to rounding and/or suppression.)

Continued

2009 PSIC Code	Region / Industry Description	Number of Establishments	General Administrative and Other Operating Expenses			
			Total	Compensation of Indirect Labor	Other Materials and Supplies	Other Fuels, Lubricants, Oils and Greases
		(1)	(2)	(3)	(4)	(5)
C252	Manufacture of weapons and ammunition	S	S	S	S	S
C259	Manufacture of other fabricated metal products; metal working service activities	10	39,716	13,155	1,139	3,643
C265	Manufacture of measuring, testing, navigating and control equipment; watches and clocks	S	S	S	S	S
C271	Manufacture of electric motors, generators, transformers and electricity distribution and control apparatus	S	S	S	S	S
C275	Manufacture of domestic appliances	3	2,210	-	361	-
C281	Manufacture of general purpose machinery	4	2,235	235	28	8
C282	Manufacture of special purpose machinery	26	22,979	2,236	1,210	1,420
C291	Manufacture of motor vehicles	S	S	S	S	S
C293	Manufacture of parts and accessories for motor vehicles	3	201	-	6	-
C301	Building of ships and boats	S	S	S	S	S
C310	Manufacture of furniture	48	54,109	18,581	2,024	4,685
C321	Manufacture of jewelry, bijouterie and related articles	5	54,160	36,879	364	751
C329	Other manufacturing, n.e.c.	11	12,692	4,459	627	364
C331	Repair of fabricated metal products, machinery and equipment	44	61,924	18,926	4,498	4,418
XII – SOCCSKSARGEN		1,220	2,963,564	870,190	66,800	68,642
C101	Processing and preserving of meat	6	25,155	10,794	429	221
C102	Processing and preserving of fish, crustaceans and mollusks	24	1,135,361	344,799	30,181	20,166
C103	Processing and preserving of fruits and vegetables	S	S	S	S	S
C104	Manufacture of vegetable and animal oils and fats	7	557,976	94,941	6,253	2,148
C105	Manufacture of dairy products	3	844	625	15	-
C106	Manufacture of grain mill products, starches and starch products	180	128,911	40,833	5,749	10,144
C107	Manufacture of other food products	390	242,313	101,487	2,794	4,170
C108	Manufacture of prepared animal feeds	3	41,252	17,750	609	620
C110	Manufacture of beverages	250	33,495	13,316	1,134	7
C131	Spinning, weaving and finishing of textiles	6	1,395	1,051	42	24
C139	Manufacture of other textiles	3	1,713	1,549	57	-

Table 5.3 Number of Establishments and General Administrative and Other Operating Expenses by Type for Manufacturing Establishments by Region and Industry Group: Philippines, 2018*(Values are in thousand PhP, except number of establishments. Details may not add up to total due to rounding and/or suppression.)**Continued*

2009 PSIC Code	Region / Industry Description	Number of Establishments	General Administrative and Other Operating Expenses			
			Total	Compensation of Indirect Labor	Other Materials and Supplies	Other Fuels, Lubricants, Oils and Greases
		(1)	(2)	(3)	(4)	(5)
C141	Manufacture of wearing apparel, except fur apparel	13	2,615	414	81	-
C142	Custom tailoring and dressmaking	51	6,625	3,808	43	-
C161	Sawmilling and 733lanning of wood	7	1,933	673	24	325
C162	Manufacture of products of wood, cork, straw and plaiting materials	8	10,173	1,470	1,434	-
C170	Manufacture of paper and paper products	4	20,152	4,244	526	188
C181	Printing and service activities related to printing	107	52,394	19,467	1,737	745
C192	Manufacture of refined petroleum products	S	S	S	S	S
C201	Manufacture of basic chemicals	10	19,658	4,735	383	185
C202	Manufacture of other chemical products, n.e.c.	S	S	S	S	S
C221	Manufacture of rubber products	S	S	S	S	S
C222	Manufacture of plastics products	S	S	S	S	S
C231	Manufacture of glass and glass products	S	S	S	S	S
C239	Manufacture of non-metallic mineral products, n.e.c.	32	14,469	10,473	195	539
C241	Manufacture of basic iron and steel	12	10,961	5,892	247	193
C243	Casting of metals	S	S	S	S	S
C251	Manufacture of structural metal products, tanks, reservoirs and steam generators	13	221,446	100,215	7,784	24,715
C259	Manufacture of other fabricated metal products; metal working service activities	42	215,581	21,019	1,295	370
C301	Building of ships and boats	S	S	S	S	S
C310	Manufacture of furniture	10	22,866	10,627	1,607	996
C323	Manufacture of sports goods	S	S	S	S	S
C331	Repair of fabricated metal products, machinery and equipment	29	149,063	49,536	3,532	1,760
XIII – Caraga		1,050	3,486,583	626,761	58,790	40,500
C101	Processing and preserving of meat	9	7,265	1,635	416	350
C102	Processing and preserving of fish, crustaceans and mollusks	S	S	S	S	S
C103	Processing and preserving of fruits and vegetables	S	S	S	S	S
C104	Manufacture of vegetable and animal oils and fats	5	174,417	42,852	2,488	3,716
C106	Manufacture of grain mill products, starches and starch products	46	50,492	8,777	1,386	2,416
C107	Manufacture of other food products	498	219,989	108,204	17,731	3,000

Table 5.3 Number of Establishments and General Administrative and Other Operating Expenses by Type for Manufacturing Establishments by Region and Industry Group: Philippines, 2018

(Values are in thousand PhP, except number of establishments. Details may not add up to total due to rounding and/or suppression.)

Continued

2009 PSIC Code	Region / Industry Description	Number of Establishments	General Administrative and Other Operating Expenses			
			Total	Compensation of Indirect Labor	Other Materials and Supplies	Other Fuels, Lubricants, Oils and Greases
		(1)	(2)	(3)	(4)	(5)
C108	Manufacture of prepared animal feeds	4	33	-	-	33
C110	Manufacture of beverages	167	4,076	1,283	610	394
C139	Manufacture of other textiles	3	502	-	6	6
C141	Manufacture of wearing apparel, except fur apparel	3	2,818	2,214	-	-
C142	Custom tailoring and dressmaking	22	438	396	-	-
C161	Sawmilling and 734lanning of wood	7	70,009	15,967	19,818	25,000
C162	Manufacture of products of wood, cork, straw and plaiting materials	10	140,651	25,893	894	935
C181	Printing and service activities related to printing	86	25,117	8,380	6,784	524
C201	Manufacture of basic chemicals	S	S	S	S	S
C202	Manufacture of other chemical products, n.e.c.	13	68,135	21,361	841	2,030
C231	Manufacture of glass and glass products	S	S	S	S	S
C239	Manufacture of non-metallic mineral products, n.e.c.	35	104,576	21,193	4,880	1,214
C241	Manufacture of basic iron and steel	3	134	-	-	-
C242	Manufacture of basic precious and other non-ferrous metals	S	S	S	S	S
C259	Manufacture of other fabricated metal products; metal working service activities	32	20,296	8,623	142	428
C275	Manufacture of domestic appliances	3	63	-	-	-
C301	Building of ships and boats	S	S	S	S	S
C309	Manufacture of transport equipment, n.e.c.	7	11	-	-	-
C310	Manufacture of furniture	29	5,191	1,776	130	-
C321	Manufacture of jewelry, bijouterie and related articles	9	617	276	46	-
C324	Manufacture of games and toys	3	168	-	9	-
C329	Other manufacturing, n.e.c.	12	5,905	3,519	148	12
C331	Repair of fabricated metal products, machinery and equipment	34	14,425	4,432	719	211
	Autonomous Region in Muslim Mindanao	343	369,271	31,941	3,347	4,189
C104	Manufacture of vegetable and animal oils and fats	S	S	S	S	S
C106	Manufacture of grain mill products, starches and starch products	46	283,562	8,969	1,039	893
C107	Manufacture of other food products	83	37,555	14,864	1,213	2,098
C108	Manufacture of prepared animal feeds	3	-	-	-	-
C110	Manufacture of beverages	124	1,173	-	-	330
C142	Custom tailoring and dressmaking	22	1,236	585	125	214

Table 5.3 Number of Establishments and General Administrative and Other Operating Expenses by Type for Manufacturing Establishments by Region and Industry Group: Philippines, 2018

(Values are in thousand PhP, except number of establishments. Details may not add up to total due to rounding and/or suppression.)

Continued

2009 PSIC Code	Region / Industry Description	Number of Establishments	General Administrative and Other Operating Expenses			
			Total	Compensation of Indirect Labor	Other Materials and Supplies	Other Fuels, Lubricants, Oils and Greases
		(1)	(2)	(3)	(4)	(5)
C181	Printing and service activities related to printing	46	821	-	-	-
C221	Manufacture of rubber products	S	S	S	S	S
C239	Manufacture of non-metallic mineral products, n.e.c.	7	124	-	65	36
C251	Manufacture of structural metal products, tanks, reservoirs and steam generators	5	1,588	1,588	-	-
C310	Manufacture of furniture	5	8,849	5,449	642	617

Table 5.3 Number of Establishments and General Administrative and Other Operating Expenses by Type for Manufacturing Establishments by Region and Industry Group: Philippines, 2018

(Values are in thousand PhP, except number of establishments. Details may not add up to total due to rounding and/or suppression.)

Continued

2009 PSIC Code	Region / Industry Description	General Administrative and Other Operating Expenses			
		Electricity	Water	Industrial Service Done by Others	Non-Industrial Service Done by Others
		(6)	(7)	(8)	(9)
	Philippines	18,107,726	1,893,591	47,827,379	216,488,080
C101	Processing and preserving of meat	141,789	26,927	1,370,459	3,161,484
C102	Processing and preserving of fish, crustaceans and mollusks	245,629	20,223	192,073	5,574,710
C103	Processing and preserving of fruits and vegetables	971,554	50,776	979,623	3,284,339
C104	Manufacture of vegetable and animal oils and fats	230,760	32,961	344,011	2,922,612
C105	Manufacture of dairy products	51,558	15,603	492,376	3,114,246
C106	Manufacture of grain mill products, starches and starch products	221,578	36,227	1,665,805	2,970,243
C107	Manufacture of other food products	1,612,016	322,197	3,493,202	17,737,652
C108	Manufacture of prepared animal feeds	183,320	45,441	1,186,874	4,796,454
C110	Manufacture of beverages	6,747,082	95,562	6,584,739	24,816,814
C120	Manufacture of tobacco products	44,344	17,762	105,677	1,956,211
C131	Spinning, weaving and finishing of textiles	309,841	10,319	27,351	205,327
C139	Manufacture of other textiles	65,028	12,962	59,647	468,140
C141	Manufacture of wearing apparel, except fur apparel	163,350	30,625	177,169	2,161,031
C142	Custom tailoring and dressmaking	14,536	3,110	3,297	320,509
C143	Manufacture of knitted and crocheted apparel	14,264	2,164	124,765	609,870
C151	Tanning and dressing of leather; manufacture of luggage and handbags	114,681	15,024	15,821	308,845
C152	Manufacture of footwear	35,011	4,283	32,443	296,786
C161	Sawmilling and planing of wood	68,304	25,877	9,205	160,182
C162	Manufacture of products of wood, cork, straw and plaiting materials	57,981	14,023	98,360	994,106
C170	Manufacture of paper and paper products	266,139	69,571	566,825	3,320,270
C181	Printing and service activities related to printing	214,870	44,741	390,810	1,515,753
C182	Reproduction of recorded media	1,080	120	482	12,387
C192	Manufacture of refined petroleum products	18,680	1,466	1,297,531	2,482,835
C199	Manufacture of other fuel products	3,552	401	17,166	139,929
C201	Manufacture of basic chemicals	118,255	26,192	337,179	5,455,549
C202	Manufacture of other chemical products, n.e.c.	339,744	47,853	3,201,810	34,542,378
C203	Manufacture of man-made fibers	S	S	S	S
C210	Manufacture of pharmaceuticals, medicinal chemical and botanical products	379,543	105,583	14,047,660	2,920,311
C221	Manufacture of rubber products	66,506	7,695	85,722	3,032,444

Table 5.3 Number of Establishments and General Administrative and Other Operating Expenses by Type for Manufacturing Establishments by Region and Industry Group: Philippines, 2018

(Values are in thousand PhP, except number of establishments. Details may not add up to total due to rounding and/or suppression.)

Continued

2009 PSIC Code	Region / Industry Description	General Administrative and Other Operating Expenses			
		Electricity	Water	Industrial Service Done by Others	Non-Industrial Service Done by Others
		(6)	(7)	(8)	(9)
C222	Manufacture of plastics products	864,290	164,124	752,182	4,109,228
C231	Manufacture of glass and glass products	173,315	19,239	133,106	1,232,292
C239	Manufacture of non-metallic mineral products, n.e.c.	166,442	39,377	3,296,548	13,498,808
C241	Manufacture of basic iron and steel	517,620	49,137	304,822	5,521,421
C242	Manufacture of basic precious and other non-ferrous metals	16,769	1,325	79,162	1,829,158
C243	Casting of metals	32,845	6,597	140,640	353,125
C251	Manufacture of structural metal products, tanks, reservoirs and steam generators	126,726	26,171	362,147	1,268,099
C252	Manufacture of weapons and ammunition	1,460	352	9,312	45,101
C259	Manufacture of other fabricated metal products; metal working service activities	219,477	46,457	359,440	3,005,805
C261	Manufacture of electronic components	697,688	71,245	2,735,924	9,110,229
C262	Manufacture of computers and peripheral equipment and accessories	983,227	38,404	86,735	8,176,643
C263	Manufacture of communication equipment	8,545	486	5,783	124,814
C264	Manufacture of consumer electronics	140,929	33,941	60,775	481,137
C265	Manufacture of measuring, testing, navigating and control equipment; watches and clocks	14,671	2,694	12,188	80,101
C267	Manufacture of optical instruments and photographic equipment	29,618	3,329	55,129	308,878
C271	Manufacture of electric motors, generators, transformers and electricity distribution and control apparatus	48,959	8,616	42,003	497,248
C272	Manufacture of batteries and accumulators	3,107	1,446	16,467	107,532
C273	Manufacture of wiring and wiring devices	46,805	9,911	111,116	794,128
C274	Manufacture of electric lighting equipment	18,438	1,514	24,204	273,215
C275	Manufacture of domestic appliances	40,046	9,371	46,323	1,362,100
C279	Manufacture of other electrical equipment	6,591	1,265	70,390	4,359,003
C281	Manufacture of general purpose machinery	95,294	16,348	269,996	3,806,577
C282	Manufacture of special purpose machinery	86,161	13,289	160,121	952,049
C291	Manufacture of motor vehicles	24,353	6,183	145,124	757,728

Table 5.3 Number of Establishments and General Administrative and Other Operating Expenses by Type for Manufacturing Establishments by Region and Industry Group: Philippines, 2018

(Values are in thousand PhP, except number of establishments. Details may not add up to total due to rounding and/or suppression.)

Continued

2009 PSIC Code	Region / Industry Description	General Administrative and Other Operating Expenses			
		Electricity	Water	Industrial Service Done by Others	Non-Industrial Service Done by Others
		(6)	(7)	(8)	(9)
C292	Manufacture of bodies (coachwork) for motor vehicles; manufacture of trailers and semi-trailers	16,545	1,272	13,717	118,164
C293	Manufacture of parts and accessories for motor vehicles	268,258	68,439	590,913	8,269,383
C301	Building of ships and boats	38,162	735	50,791	400,445
C302	Manufacture of railway locomotive and rolling stock	S	S	S	S
C303	Manufacture of air and spacecraft and related machinery	8,380	485	4,956	2,765,393
C309	Manufacture of transport equipment, n.e.c.	75,636	16,028	243,510	9,130,520
C310	Manufacture of furniture	144,122	18,472	244,928	1,210,692
C321	Manufacture of jewelry, bijouterie and related articles	9,761	3,059	20,179	88,062
C322	Manufacture of musical instruments	88	-	548	7,727
C323	Manufacture of sports goods	3,981	440	26,566	94,040
C324	Manufacture of games and toys	8,822	1,686	6,927	74,018
C325	Manufacture of medical and dental instruments and supplies	310,332	91,438	160,946	1,046,994
C329	Other manufacturing, n.e.c.	23,835	4,849	45,457	260,501
C331	Repair of fabricated metal products, machinery and equipment	132,989	29,950	228,653	1,652,688
C332	Installation of industrial machinery and equipment	171	75	344	8,595
	National Capital Region	3,815,269	743,193	23,174,588	65,611,948
C101	Processing and preserving of meat	20,490	3,578	220,968	1,192,521
C102	Processing and preserving of fish, crustaceans and mollusks	69,305	8,175	28,970	2,476,391
C103	Processing and preserving of fruits and vegetables	913,386	40,969	398,055	1,387,214
C104	Manufacture of vegetable and animal oils and fats	66,986	13,796	51,861	1,211,289
C105	Manufacture of dairy products	24,404	3,848	470,718	1,752,822
C106	Manufacture of grain mill products, starches and starch products	31,136	1,983	440,498	1,333,049
C107	Manufacture of other food products	547,157	178,074	831,283	5,201,600
C108	Manufacture of prepared animal feeds	14,119	8,973	121,538	1,266,516
C110	Manufacture of beverages	211,374	19,670	1,269,819	7,552,301
C120	Manufacture of tobacco products	18,597	1,241	84,938	1,295,704
C131	Spinning, weaving and finishing of textiles	34,499	8,331	15,815	33,337
C139	Manufacture of other textiles	25,267	5,636	27,815	319,421
C141	Manufacture of wearing apparel, except fur apparel	78,346	18,437	85,833	1,147,748

Table 5.3 Number of Establishments and General Administrative and Other Operating Expenses by Type for Manufacturing Establishments by Region and Industry Group: Philippines, 2018

(Values are in thousand PhP, except number of establishments. Details may not add up to total due to rounding and/or suppression.)

Continued

2009 PSIC Code	Region / Industry Description	General Administrative and Other Operating Expenses			
		Electricity	Water	Industrial Service Done by Others	Non-Industrial Service Done by Others
		(6)	(7)	(8)	(9)
C142	Custom tailoring and dressmaking	8,466	1,938	1,597	227,164
C143	Manufacture of knitted and crocheted apparel	10,831	1,871	112,411	544,227
C151	Tanning and dressing of leather; manufacture of luggage and handbags	7,015	1,174	8,634	74,548
C152	Manufacture of footwear	9,973	2,421	17,832	108,070
C161	Sawmilling and planing of wood	2,791	813	705	7,709
C162	Manufacture of products of wood, cork, straw and plaiting materials	6,826	2,856	13,673	47,264
C170	Manufacture of paper and paper products	108,559	32,089	350,925	1,361,680
C181	Printing and service activities related to printing	129,237	31,613	304,130	1,085,436
C192	Manufacture of refined petroleum products	706	105	12,766	19,049
C199	Manufacture of other fuel products	S	S	S	S
C201	Manufacture of basic chemicals	36,960	12,104	102,937	2,008,512
C202	Manufacture of other chemical products, n.e.c.	189,828	33,909	2,491,874	21,187,513
C203	Manufacture of man-made fibers	S	S	S	S
C210	Manufacture of pharmaceuticals, medicinal chemical and botanical products	299,221	94,037	13,486,105	1,671,254
C221	Manufacture of rubber products	25,986	4,253	20,378	89,420
C222	Manufacture of plastics products	382,128	91,646	195,884	1,155,716
C231	Manufacture of glass and glass products	59,413	12,477	79,448	324,196
C239	Manufacture of non-metallic mineral products, n.e.c.	17,247	6,047	1,025,058	437,383
C241	Manufacture of basic iron and steel	57,600	17,123	68,298	459,875
C242	Manufacture of basic precious and other non-ferrous metals	2,777	147	13,776	235,740
C243	Casting of metals	12,010	2,362	13,909	37,257
C251	Manufacture of structural metal products, tanks, reservoirs and steam generators	44,730	12,971	114,436	376,919
C252	Manufacture of weapons and ammunition	745	261	8,331	27,604
C259	Manufacture of other fabricated metal products; metal working service activities	63,632	16,348	85,364	600,454
C261	Manufacture of electronic components	31,561	2,436	40,627	1,026,041
C262	Manufacture of computers and peripheral equipment and accessories	S	S	S	S
C264	Manufacture of consumer electronics	4,121	8	7,995	19,258

Table 5.3 Number of Establishments and General Administrative and Other Operating Expenses by Type for Manufacturing Establishments by Region and Industry Group: Philippines, 2018

(Values are in thousand PhP, except number of establishments. Details may not add up to total due to rounding and/or suppression.)

Continued

2009 PSIC Code	Region / Industry Description	General Administrative and Other Operating Expenses			
		Electricity	Water	Industrial Service Done by Others	Non-Industrial Service Done by Others
		(6)	(7)	(8)	(9)
C265	Manufacture of measuring, testing, navigating and control equipment; watches and clocks	2,160	328	538	12,664
C267	Manufacture of optical instruments and photographic equipment	S	S	S	S
C271	Manufacture of electric motors, generators, transformers and electricity distribution and control apparatus	4,183	848	5,699	36,278
C272	Manufacture of batteries and accumulators	S	S	S	S
C273	Manufacture of wiring and wiring devices	19,274	6,623	64,209	110,747
C274	Manufacture of electric lighting equipment	2,005	611	2,619	16,137
C275	Manufacture of domestic appliances	19,725	1,403	41,491	1,261,007
C279	Manufacture of other electrical equipment	310	70	404	9,005
C281	Manufacture of general purpose machinery	17,055	5,800	43,479	1,251,761
C282	Manufacture of special purpose machinery	11,050	1,306	6,578	78,977
C291	Manufacture of motor vehicles	1,772	494	2,080	14,418
C292	Manufacture of bodies (coachwork) for motor vehicles; manufacture of trailers and semi-trailers	2,623	655	7,607	40,923
C293	Manufacture of parts and accessories for motor vehicles	8,581	2,686	88,099	884,243
C301	Building of ships and boats	1,030	274	635	9,437
C303	Manufacture of air and spacecraft and related machinery	S	S	S	S
C309	Manufacture of transport equipment, n.e.c.	7,714	3,133	28,373	965,115
C310	Manufacture of furniture	62,145	4,485	106,741	306,570
C321	Manufacture of jewelry, bijouterie and related articles	1,499	401	3,140	9,069
C322	Manufacture of musical instruments	S	S	S	S
C323	Manufacture of sports goods	1,284	26	1,576	33,687
C324	Manufacture of games and toys	347	80	3,917	10,528
C325	Manufacture of medical and dental instruments and supplies	8,211	934	4,014	55,131
C329	Other manufacturing, n.e.c.	10,220	2,664	27,757	62,015
C331	Repair of fabricated metal products, machinery and equipment	53,963	14,140	107,774	1,015,650
C332	Installation of industrial machinery and equipment	171	75	344	4,673

Table 5.3 Number of Establishments and General Administrative and Other Operating Expenses by Type for Manufacturing Establishments by Region and Industry Group: Philippines, 2018

(Values are in thousand PhP, except number of establishments. Details may not add up to total due to rounding and/or suppression.)

Continued

2009 PSIC Code	Region / Industry Description	General Administrative and Other Operating Expenses			
		Electricity	Water	Industrial Service Done by Others	Non-Industrial Service Done by Others
		(6)	(7)	(8)	(9)
	Cordillera Administrative Region	8,865	1,892	60,838	335,849
C101	Processing and preserving of meat	220	14	-	104
C102	Processing and preserving of fish, crustaceans and mollusks	-	-	-	24
C103	Processing and preserving of fruits and vegetables	218	19	5,258	15,293
C105	Manufacture of dairy products	S	S	S	S
C106	Manufacture of grain mill products, starches and starch products	51	25	512	648
C107	Manufacture of other food products	4,130	1,493	7,661	68,129
C110	Manufacture of beverages	238	77	2,461	22,705
C131	Spinning, weaving and finishing of textiles	33	4	41	763
C139	Manufacture of other textiles	-	-	471	662
C141	Manufacture of wearing apparel, except fur apparel	S	S	S	S
C142	Custom tailoring and dressmaking	-	-	-	2,981
C162	Manufacture of products of wood, cork, straw and plaiting materials	33	23	164	17
C181	Printing and service activities related to printing	-	-	193	3,505
C201	Manufacture of basic chemicals	-	-	639	117
C221	Manufacture of rubber products	-	-	-	-
C222	Manufacture of plastics products	S	S	S	S
C231	Manufacture of glass and glass products	S	S	S	S
C239	Manufacture of non-metallic mineral products, n.e.c.	1,446	-	305	21,121
C241	Manufacture of basic iron and steel	-	-	-	476
C251	Manufacture of structural metal products, tanks, reservoirs and steam generators	-	-	229	161
C259	Manufacture of other fabricated metal products; metal working service activities	-	-	783	1,324
C261	Manufacture of electronic components	S	S	S	S
C303	Manufacture of air and spacecraft and related machinery	S	S	S	S
C310	Manufacture of furniture	-	6	-	6,396
C321	Manufacture of jewelry, bijouterie and related articles	S	S	S	S
	I – Ilocos Region	58,059	16,138	131,018	1,189,389
C101	Processing and preserving of meat	792	175	756	4,580

Table 5.3 Number of Establishments and General Administrative and Other Operating Expenses by Type for Manufacturing Establishments by Region and Industry Group: Philippines, 2018

(Values are in thousand PhP, except number of establishments. Details may not add up to total due to rounding and/or suppression.)

Continued

2009 PSIC Code	Region / Industry Description	General Administrative and Other Operating Expenses			
		Electricity	Water	Industrial Service Done by Others	Non-Industrial Service Done by Others
		(6)	(7)	(8)	(9)
C102	Processing and preserving of fish, crustaceans and mollusks	282	36	360	2,682
C103	Processing and preserving of fruits and vegetables	670	28	856	8,897
C105	Manufacture of dairy products	S	S	S	S
C106	Manufacture of grain mill products, starches and starch products	4,874	1,433	9,027	5,439
C107	Manufacture of other food products	9,863	560	5,811	61,107
C108	Manufacture of prepared animal feeds	446	68	15	2,262
C110	Manufacture of beverages	6,413	1,039	20,573	332,740
C120	Manufacture of tobacco products	S	S	S	S
C131	Spinning, weaving and finishing of textiles	5	-	7	57
C141	Manufacture of wearing apparel, except fur apparel	-	-	-	7
C142	Custom tailoring and dressmaking	114	48	-	901
C152	Manufacture of footwear	-	-	-	352
C162	Manufacture of products of wood, cork, straw and plaiting materials	-	-	-	71
C170	Manufacture of paper and paper products	10,485	4,194	7,568	209,420
C181	Printing and service activities related to printing	1,231	-	115	4,039
C201	Manufacture of basic chemicals	4,541	213	6,973	25,778
C210	Manufacture of pharmaceuticals, medicinal chemical and botanical products	S	S	S	S
C221	Manufacture of rubber products	-	-	-	-
C231	Manufacture of glass and glass products	885	50	-	1,396
C239	Manufacture of non-metallic mineral products, n.e.c.	15,593	7,741	76,357	499,932
C241	Manufacture of basic iron and steel	16	2	176	7,813
C251	Manufacture of structural metal products, tanks, reservoirs and steam generators	454	151	1,563	10,863
C259	Manufacture of other fabricated metal products; metal working service activities	287	28	-	-
C273	Manufacture of wiring and wiring devices	S	S	S	S
C282	Manufacture of special purpose machinery	S	S	S	S
C292	Manufacture of bodies (coachwork) for motor vehicles; manufacture of trailers and semi-trailers	-	-	-	-

Table 5.3 Number of Establishments and General Administrative and Other Operating Expenses by Type for Manufacturing Establishments by Region and Industry Group: Philippines, 2018

(Values are in thousand PhP, except number of establishments. Details may not add up to total due to rounding and/or suppression.)

Continued

2009 PSIC Code	Region / Industry Description	General Administrative and Other Operating Expenses			
		Electricity	Water	Industrial Service Done by Others	Non-Industrial Service Done by Others
		(6)	(7)	(8)	(9)
C293	Manufacture of parts and accessories for motor vehicles	-	-	-	91
C309	Manufacture of transport equipment, n.e.c.	-	-	-	-
C321	Manufacture of jewelry, bijouterie and related articles	S	S	S	S
C324	Manufacture of games and toys	S	S	S	S
C329	Other manufacturing, n.e.c.	29	-	-	1,087
C331	Repair of fabricated metal products, machinery and equipment	927	371	47	1,379
II – Cagayan Valley		69,871	22,980	117,197	950,227
C101	Processing and preserving of meat	3,706	1,198	2,780	5,571
C102	Processing and preserving of fish, crustaceans and mollusks	3	1	-	-
C103	Processing and preserving of fruits and vegetables	34	5	121	216
C104	Manufacture of vegetable and animal oils and fats	S	S	S	S
C105	Manufacture of dairy products	33	14	33	443
C106	Manufacture of grain mill products, starches and starch products	35,785	10,617	47,993	236,475
C107	Manufacture of other food products	9,096	1,757	1,513	15,011
C108	Manufacture of prepared animal feeds	585	363	6,589	6,075
C110	Manufacture of beverages	9,685	352	6,992	295,771
C120	Manufacture of tobacco products	-	7,053	-	104,666
C131	Spinning, weaving and finishing of textiles	-	-	-	146
C139	Manufacture of other textiles	-	-	-	1,385
C142	Custom tailoring and dressmaking	474	125	-	354
C151	Tanning and dressing of leather; manufacture of luggage and handbags	43	20	-	319
C162	Manufacture of products of wood, cork, straw and plaiting materials	10	3	-	-
C181	Printing and service activities related to printing	3,693	997	4,370	5,137
C182	Reproduction of recorded media	-	-	30	119
C199	Manufacture of other fuel products	S	S	S	S
C201	Manufacture of basic chemicals	S	S	S	S
C222	Manufacture of plastics products	-	-	142	19
C239	Manufacture of non-metallic mineral products, n.e.c.	584	127	265	2,041
C241	Manufacture of basic iron and steel	76	29	-	340
C251	Manufacture of structural metal products, tanks, reservoirs and steam generators	225	49	1,062	198

Table 5.3 Number of Establishments and General Administrative and Other Operating Expenses by Type for Manufacturing Establishments by Region and Industry Group: Philippines, 2018

(Values are in thousand PhP, except number of establishments. Details may not add up to total due to rounding and/or suppression.)

Continued

2009 PSIC Code	Region / Industry Description	General Administrative and Other Operating Expenses			
		Electricity	Water	Industrial Service Done by Others	Non-Industrial Service Done by Others
		(6)	(7)	(8)	(9)
C252	Manufacture of weapons and ammunition	S	S	S	S
C259	Manufacture of other fabricated metal products; metal working service activities	88	23	76	303
C279	Manufacture of other electrical equipment	-	-	-	187,672
C282	Manufacture of special purpose machinery	1,568	84	1,260	17,712
C310	Manufacture of furniture	1,204	40	-	2,651
C321	Manufacture of jewelry, bijouterie and related articles	-	-	-	16
C329	Other manufacturing, n.e.c.	S	S	S	S
C331	Repair of fabricated metal products, machinery and equipment	328	87	59	245
III – Central Luzon		1,579,079	160,105	3,283,946	21,804,907
C101	Processing and preserving of meat	34,241	7,596	112,002	603,578
C102	Processing and preserving of fish, crustaceans and mollusks	5,814	149	13,990	142,363
C103	Processing and preserving of fruits and vegetables	14,978	1,387	332,716	644,141
C104	Manufacture of vegetable and animal oils and fats	451	256	2,735	3,438
C105	Manufacture of dairy products	7,042	863	15,139	40,936
C106	Manufacture of grain mill products, starches and starch products	8,684	5,320	7,234	142,972
C107	Manufacture of other food products	139,454	17,321	47,826	2,545,890
C108	Manufacture of prepared animal feeds	71,331	25,749	308,222	1,184,590
C110	Manufacture of beverages	253,397	10,972	447,547	3,173,983
C120	Manufacture of tobacco products	S	S	S	S
C131	Spinning, weaving and finishing of textiles	273,826	379	5,740	85,456
C139	Manufacture of other textiles	5,518	287	14,885	48,614
C141	Manufacture of wearing apparel, except fur apparel	19,651	3,312	15,811	220,960
C142	Custom tailoring and dressmaking	1,733	315	-	62,110
C143	Manufacture of knitted and crocheted apparel	1,164	158	1,737	22,149
C151	Tanning and dressing of leather; manufacture of luggage and handbags	16,473	248	930	94,968
C152	Manufacture of footwear	5,529	67	1,614	107,503
C161	Sawmilling and 744lanning of wood	S	S	S	S
C162	Manufacture of products of wood, cork, straw and plaiting materials	5,587	673	4,858	41,470

Table 5.3 Number of Establishments and General Administrative and Other Operating Expenses by Type for Manufacturing Establishments by Region and Industry Group: Philippines, 2018

(Values are in thousand PhP, except number of establishments. Details may not add up to total due to rounding and/or suppression.)

Continued

2009 PSIC Code	Region / Industry Description	General Administrative and Other Operating Expenses			
		Electricity	Water	Industrial Service Done by Others	Non-Industrial Service Done by Others
		(6)	(7)	(8)	(9)
C170	Manufacture of paper and paper products	22,631	5,818	56,690	499,961
C181	Printing and service activities related to printing	9,572	1,109	3,947	23,959
C192	Manufacture of refined petroleum products	427	75	205	132,977
C201	Manufacture of basic chemicals	12,147	455	19,072	392,289
C202	Manufacture of other chemical products, n.e.c.	39,708	994	68,017	294,923
C210	Manufacture of pharmaceuticals, medicinal chemical and botanical products	21,006	3,307	43,299	76,259
C221	Manufacture of rubber products	1,768	212	9,804	2,310,455
C222	Manufacture of plastics products	105,851	15,855	66,921	413,863
C231	Manufacture of glass and glass products	1,955	110	1,260	73,907
C239	Manufacture of non-metallic mineral products, n.e.c.	27,275	7,123	952,983	1,906,969
C241	Manufacture of basic iron and steel	235,896	18,253	73,540	3,339,715
C242	Manufacture of basic precious and other non-ferrous metals	2,231	16	258	9,771
C243	Casting of metals	7	-	525	16,747
C251	Manufacture of structural metal products, tanks, reservoirs and steam generators	6,088	1,026	87,109	88,205
C259	Manufacture of other fabricated metal products; metal working service activities	16,590	1,805	32,800	278,823
C261	Manufacture of electronic components	34,621	1,580	221,584	593,683
C262	Manufacture of computers and peripheral equipment and accessories	15,700	1,435	14,228	221,929
C263	Manufacture of communication equipment	S	S	S	S
C264	Manufacture of consumer electronics	-	-	-	2,236
C265	Manufacture of measuring, testing, navigating and control equipment; watches and clocks	822	41	548	19,101
C271	Manufacture of electric motors, generators, transformers and electricity distribution and control apparatus	2,189	1,044	7,911	31,453
C272	Manufacture of batteries and accumulators	S	S	S	S
C273	Manufacture of wiring and wiring devices	5,278	903	12,524	246,924
C274	Manufacture of electric lighting equipment	1,989	296	1,456	21,038

Table 5.3 Number of Establishments and General Administrative and Other Operating Expenses by Type for Manufacturing Establishments by Region and Industry Group: Philippines, 2018

(Values are in thousand PhP, except number of establishments. Details may not add up to total due to rounding and/or suppression.)

Continued

2009 PSIC Code	Region / Industry Description	General Administrative and Other Operating Expenses			
		Electricity	Water	Industrial Service Done by Others	Non-Industrial Service Done by Others
		(6)	(7)	(8)	(9)
C275	Manufacture of domestic appliances	16,042	6,875	-	24,102
C279	Manufacture of other electrical equipment	69	24	2,760	46,632
C281	Manufacture of general purpose machinery	2,406	363	2,484	28,477
C282	Manufacture of special purpose machinery	657	110	8,537	18,437
C291	Manufacture of motor vehicles	418	105	408	4,063
C292	Manufacture of bodies (coachwork) for motor vehicles; manufacture of trailers and semi-trailers	S	S	S	S
C293	Manufacture of parts and accessories for motor vehicles	12,370	694	42,226	499,914
C301	Building of ships and boats	S	S	S	S
C303	Manufacture of air and spacecraft and related machinery	4,208	41	3,308	33,770
C309	Manufacture of transport equipment, n.e.c.	690	105	15	2,308
C310	Manufacture of furniture	24,491	2,247	14,138	104,198
C321	Manufacture of jewelry, bijouterie and related articles	539	68	3,839	12,650
C322	Manufacture of musical instruments	S	S	S	S
C323	Manufacture of sports goods	231	99	20,251	30,594
C324	Manufacture of games and toys	204	14	273	20,799
C325	Manufacture of medical and dental instruments and supplies	6,468	752	100,750	87,462
C329	Other manufacturing, n.e.c.	3,729	165	6,906	70,930
C331	Repair of fabricated metal products, machinery and equipment	23,810	1,890	55,185	193,641
C332	Installation of industrial machinery and equipment	S	S	S	S
IVA – CALABARZON		10,551,868	619,291	15,040,787	95,490,670
C101	Processing and preserving of meat	26,880	6,818	830,197	908,640
C102	Processing and preserving of fish, crustaceans and mollusks	21,350	744	28,239	891,573
C103	Processing and preserving of fruits and vegetables	18,476	4,871	180,774	701,220
C104	Manufacture of vegetable and animal oils and fats	19,353	2,392	13,758	470,703
C105	Manufacture of dairy products	19,515	10,675	4,468	1,314,552
C106	Manufacture of grain mill products, starches and starch products	19,384	3,183	16,640	229,149
C107	Manufacture of other food products	545,632	40,543	2,008,695	7,549,777
C108	Manufacture of prepared animal feeds	28,728	5,276	91,043	206,443
C110	Manufacture of beverages	6,091,369	32,634	3,814,011	8,197,817
C120	Manufacture of tobacco products	4,936	608	20,137	460,419

Table 5.3 Number of Establishments and General Administrative and Other Operating Expenses by Type for Manufacturing Establishments by Region and Industry Group: Philippines, 2018

(Values are in thousand PhP, except number of establishments. Details may not add up to total due to rounding and/or suppression.)

Continued

2009 PSIC Code	Region / Industry Description	General Administrative and Other Operating Expenses			
		Electricity	Water	Industrial Service Done by Others	Non-Industrial Service Done by Others
		(6)	(7)	(8)	(9)
C131	Spinning, weaving and finishing of textiles	1,297	1,549	5,589	76,086
C139	Manufacture of other textiles	20,950	2,638	10,725	59,221
C141	Manufacture of wearing apparel, except fur apparel	38,741	6,001	42,555	588,781
C142	Custom tailoring and dressmaking	1,949	124	13	4,632
C143	Manufacture of knitted and crocheted apparel	2,269	134	10,618	44,154
C151	Tanning and dressing of leather; manufacture of luggage and handbags	90,896	13,561	6,007	135,089
C152	Manufacture of footwear	12,613	1,485	11,300	50,673
C161	Sawmilling and planing of wood	S	S	S	S
C162	Manufacture of products of wood, cork, straw and plaiting materials	15,987	5,289	59,057	729,576
C170	Manufacture of paper and paper products	97,604	20,466	108,919	718,845
C181	Printing and service activities related to printing	43,766	4,980	49,684	188,876
C182	Reproduction of recorded media	S	S	S	S
C192	Manufacture of refined petroleum products	S	S	S	S
C199	Manufacture of other fuel products	S	S	S	S
C201	Manufacture of basic chemicals	24,439	5,714	68,115	1,843,129
C202	Manufacture of other chemical products, n.e.c.	85,637	8,189	522,330	12,473,046
C210	Manufacture of pharmaceuticals, medicinal chemical and botanical products	53,447	7,690	110,375	749,772
C221	Manufacture of rubber products	34,177	2,948	45,835	555,242
C222	Manufacture of plastics products	294,267	34,679	377,139	1,871,354
C231	Manufacture of glass and glass products	101,115	3,768	42,007	752,625
C239	Manufacture of non-metallic mineral products, n.e.c.	72,878	8,987	926,528	4,010,797
C241	Manufacture of basic iron and steel	169,221	7,356	134,885	802,046
C242	Manufacture of basic precious and other non-ferrous metals	2,260	939	3,685	75,475
C243	Casting of metals	15,502	3,803	120,426	260,373
C251	Manufacture of structural metal products, tanks, reservoirs and steam generators	56,437	10,103	134,989	652,123
C252	Manufacture of weapons and ammunition	S	S	S	S

Table 5.3 Number of Establishments and General Administrative and Other Operating Expenses by Type for Manufacturing Establishments by Region and Industry Group: Philippines, 2018

(Values are in thousand PhP, except number of establishments. Details may not add up to total due to rounding and/or suppression.)

Continued

2009 PSIC Code	Region / Industry Description	General Administrative and Other Operating Expenses			
		Electricity	Water	Industrial Service Done by Others	Non-Industrial Service Done by Others
		(6)	(7)	(8)	(9)
C259	Manufacture of other fabricated metal products; metal working service activities	92,500	25,217	207,160	1,659,394
C261	Manufacture of electronic components	506,585	42,493	2,165,583	6,813,391
C262	Manufacture of computers and peripheral equipment and accessories	956,110	35,545	64,119	7,902,081
C263	Manufacture of communication equipment	7,124	460	4,712	132,244
C264	Manufacture of consumer electronics	132,205	33,573	34,149	355,347
C265	Manufacture of measuring, testing, navigating and control equipment; watches and clocks	2,571	2,223	617	34,774
C267	Manufacture of optical instruments and photographic equipment	15,253	1,707	28,536	200,147
C271	Manufacture of electric motors, generators, transformers and electricity distribution and control apparatus	34,567	6,447	27,120	362,664
C272	Manufacture of batteries and accumulators	S	S	S	S
C273	Manufacture of wiring and wiring devices	21,886	2,367	33,090	421,737
C274	Manufacture of electric lighting equipment	13,817	554	20,113	228,223
C275	Manufacture of domestic appliances	3,684	959	4,339	66,005
C279	Manufacture of other electrical equipment	5,658	987	65,998	4,087,589
C281	Manufacture of general purpose machinery	65,673	8,960	215,611	2,398,162
C282	Manufacture of special purpose machinery	70,799	11,600	141,805	808,821
C291	Manufacture of motor vehicles	21,260	5,553	141,379	678,976
C292	Manufacture of bodies (coachwork) for motor vehicles; manufacture of trailers and semi-trailers	13,824	578	6,109	76,438
C293	Manufacture of parts and accessories for motor vehicles	131,226	62,982	459,727	6,735,682
C301	Building of ships and boats	671	173	6,784	17,464
C302	Manufacture of railway locomotive and rolling stock	S	S	S	S
C303	Manufacture of air and spacecraft and related machinery	S	S	S	S
C309	Manufacture of transport equipment, n.e.c.	65,051	12,618	209,762	8,065,288
C310	Manufacture of furniture	25,641	5,996	40,166	211,306

Table 5.3 Number of Establishments and General Administrative and Other Operating Expenses by Type for Manufacturing Establishments by Region and Industry Group: Philippines, 2018

(Values are in thousand PhP, except number of establishments. Details may not add up to total due to rounding and/or suppression.)

Continued

2009 PSIC Code	Region / Industry Description	General Administrative and Other Operating Expenses			
		Electricity	Water	Industrial Service Done by Others	Non-Industrial Service Done by Others
		(6)	(7)	(8)	(9)
C321	Manufacture of jewelry, bijouterie and related articles	1,294	334	454	9,252
C322	Manufacture of musical instruments	S	S	S	S
C323	Manufacture of sports goods	2,168	312	4,429	18,821
C324	Manufacture of games and toys	1,902	51	1,186	18,288
C325	Manufacture of medical and dental instruments and supplies	277,032	88,902	53,170	744,424
C329	Other manufacturing, n.e.c.	7,016	1,175	3,528	50,210
C331	Repair of fabricated metal products, machinery and equipment	28,200	8,132	26,844	330,690
C332	Installation of industrial machinery and equipment	S	S	S	S
	MIMAROPA	27,968	3,294	15,798	257,745
C101	Processing and preserving of meat	267	32	-	1,376
C102	Processing and preserving of fish, crustaceans and mollusks	S	S	S	S
C103	Processing and preserving of fruits and vegetables	S	S	S	S
C104	Manufacture of vegetable and animal oils and fats	1,085	271	-	14,305
C105	Manufacture of dairy products	-	-	-	12
C106	Manufacture of grain mill products, starches and starch products	21,898	1,676	8,985	28,230
C107	Manufacture of other food products	3,665	1,061	573	31,391
C110	Manufacture of beverages	-	-	620	4,285
C131	Spinning, weaving and finishing of textiles	-	-	-	36
C141	Manufacture of wearing apparel, except fur apparel	-	-	-	133
C142	Custom tailoring and dressmaking	170	14	-	536
C151	Tanning and dressing of leather; manufacture of luggage and handbags	38	11	-	59
C161	Sawmilling and planing of wood	-	-	-	179
C162	Manufacture of products of wood, cork, straw and plaiting materials	58	7	83	1,175
C181	Printing and service activities related to printing	412	39	6	11,435
C201	Manufacture of basic chemicals	-	-	-	63
C202	Manufacture of other chemical products, n.e.c.	S	S	S	S
C210	Manufacture of pharmaceuticals, medicinal chemical and botanical products	S	S	S	S
C222	Manufacture of plastics products	-	-	-	287

Table 5.3 Number of Establishments and General Administrative and Other Operating Expenses by Type for Manufacturing Establishments by Region and Industry Group: Philippines, 2018

(Values are in thousand PhP, except number of establishments. Details may not add up to total due to rounding and/or suppression.)

Continued

2009 PSIC Code	Region / Industry Description	General Administrative and Other Operating Expenses			
		Electricity	Water	Industrial Service Done by Others	Non-Industrial Service Done by Others
		(6)	(7)	(8)	(9)
C239	Manufacture of non-metallic mineral products, n.e.c.	108	28	57	532
C241	Manufacture of basic iron and steel	9	6	-	18
C242	Manufacture of basic precious and other non-ferrous metals	S	S	S	S
C259	Manufacture of other fabricated metal products; metal working service activities	-	-	-	567
C282	Manufacture of special purpose machinery	S	S	S	S
C310	Manufacture of furniture	-	-	-	510
C331	Repair of fabricated metal products, machinery and equipment	92	46	27	23
V – Bicol Region		98,212	8,077	103,009	504,928
C101	Processing and preserving of meat	776	265	1,476	8,206
C102	Processing and preserving of fish, crustaceans and mollusks	162	94	52	14,089
C103	Processing and preserving of fruits and vegetables	-	-	-	149
C104	Manufacture of vegetable and animal oils and fats	64,237	403	556	6,030
C105	Manufacture of dairy products	252	117	127	1,279
C106	Manufacture of grain mill products, starches and starch products	4,593	581	1,335	9,674
C107	Manufacture of other food products	4,545	1,065	18,129	53,513
C108	Manufacture of prepared animal feeds	2,000	29	6,006	7,191
C110	Manufacture of beverages	1,017	67	6,839	156,879
C120	Manufacture of tobacco products	S	S	S	S
C131	Spinning, weaving and finishing of textiles	-	-	-	8
C139	Manufacture of other textiles	4,813	2,999	3,781	5,520
C141	Manufacture of wearing apparel, except fur apparel	634	16	172	523
C142	Custom tailoring and dressmaking	434	145	-	822
C151	Tanning and dressing of leather; manufacture of luggage and handbags	-	-	23	9
C152	Manufacture of footwear	40	5	-	63
C162	Manufacture of products of wood, cork, straw and plaiting materials	3,728	593	1,659	13,321
C170	Manufacture of paper and paper products	580	135	1,459	59,540
C181	Printing and service activities related to printing	2,050	432	759	16,729
C201	Manufacture of basic chemicals	-	-	-	-

Table 5.3 Number of Establishments and General Administrative and Other Operating Expenses by Type for Manufacturing Establishments by Region and Industry Group: Philippines, 2018

(Values are in thousand PhP, except number of establishments. Details may not add up to total due to rounding and/or suppression.)

Continued

2009 PSIC Code	Region / Industry Description	General Administrative and Other Operating Expenses			
		Electricity	Water	Industrial Service Done by Others	Non-Industrial Service Done by Others
		(6)	(7)	(8)	(9)
C210	Manufacture of pharmaceuticals, medicinal chemical and botanical products	-	-	-	251
C231	Manufacture of glass and glass products	S	S	S	S
C239	Manufacture of non-metallic mineral products, n.e.c.	3,969	74	8,452	21,196
C241	Manufacture of basic iron and steel	166	23	1,947	5,116
C242	Manufacture of basic precious and other non-ferrous metals	S	S	S	S
C251	Manufacture of structural metal products, tanks, reservoirs and steam generators	155	26	495	1,675
C259	Manufacture of other fabricated metal products; metal working service activities	-	-	-	204
C281	Manufacture of general purpose machinery	3,298	825	1,972	35,698
C282	Manufacture of special purpose machinery	-	-	-	1
C293	Manufacture of parts and accessories for motor vehicles	-	-	-	14
C310	Manufacture of furniture	-	-	-	671
C329	Other manufacturing, n.e.c.	345	152	239	4,500
C331	Repair of fabricated metal products, machinery and equipment	81	19	-	1,330
VI – Western Visayas		126,305	20,318	717,598	2,730,457
C101	Processing and preserving of meat	4,208	208	670	38,315
C102	Processing and preserving of fish, crustaceans and mollusks	4,973	1,462	3,883	24,629
C103	Processing and preserving of fruits and vegetables	S	S	S	S
C104	Manufacture of vegetable and animal oils and fats	1,565	314	1,952	3,758
C105	Manufacture of dairy products	-	-	-	106
C106	Manufacture of grain mill products, starches and starch products	13,856	914	3,487	22,502
C107	Manufacture of other food products	27,184	5,904	332,174	609,651
C108	Manufacture of prepared animal feeds	17,424	1,091	46,918	209,695
C110	Manufacture of beverages	35,578	4,638	265,092	1,475,117
C131	Spinning, weaving and finishing of textiles	40	27	65	1,200
C139	Manufacture of other textiles	-	-	67	65
C141	Manufacture of wearing apparel, except fur apparel	174	27	625	4,354

Table 5.3 Number of Establishments and General Administrative and Other Operating Expenses by Type for Manufacturing Establishments by Region and Industry Group: Philippines, 2018

(Values are in thousand PhP, except number of establishments. Details may not add up to total due to rounding and/or suppression.)

Continued

2009 PSIC Code	Region / Industry Description	General Administrative and Other Operating Expenses			
		Electricity	Water	Industrial Service Done by Others	Non-Industrial Service Done by Others
		(6)	(7)	(8)	(9)
C142	Custom tailoring and dressmaking	83	-	75	1,861
C161	Sawmilling and planing of wood	128	-	886	480
C162	Manufacture of products of wood, cork, straw and plaiting materials	834	222	462	4,474
C181	Printing and service activities related to printing	3,569	453	3,503	21,377
C192	Manufacture of refined petroleum products	S	S	S	S
C201	Manufacture of basic chemicals	2,068	2,310	28,614	213,498
C202	Manufacture of other chemical products, n.e.c.	S	S	S	S
C210	Manufacture of pharmaceuticals, medicinal chemical and botanical products	650	161	2,278	2,062
C221	Manufacture of rubber products	-	-	-	912
C222	Manufacture of plastics products	2,476	923	2,611	5,687
C231	Manufacture of glass and glass products	-	-	-	-
C239	Manufacture of non-metallic mineral products, n.e.c.	4,677	910	13,715	34,334
C241	Manufacture of basic iron and steel	282	35	1,099	8,780
C243	Casting of metals	2,245	4	442	1,493
C251	Manufacture of structural metal products, tanks, reservoirs and steam generators	211	61	34	4,454
C259	Manufacture of other fabricated metal products; metal working service activities	818	42	66	1,301
C265	Manufacture of measuring, testing, navigating and control equipment; watches and clocks	S	S	S	S
C267	Manufacture of optical instruments and photographic equipment	S	S	S	S
C282	Manufacture of special purpose machinery	34	15	34	768
C293	Manufacture of parts and accessories for motor vehicles	-	-	-	305
C310	Manufacture of furniture	1,089	233	1,966	10,104
C321	Manufacture of jewelry, bijouterie and related articles	-	-	-	188
C329	Other manufacturing, n.e.c.	236	37	1,330	22,567
C331	Repair of fabricated metal products, machinery and equipment	1,718	326	5,325	3,527
VII – Central Visayas		775,964	84,610	1,867,735	15,531,821
C101	Processing and preserving of meat	32,157	1,952	189,211	347,852

Table 5.3 Number of Establishments and General Administrative and Other Operating Expenses by Type for Manufacturing Establishments by Region and Industry Group: Philippines, 2018

(Values are in thousand PhP, except number of establishments. Details may not add up to total due to rounding and/or suppression.)

Continued

2009 PSIC Code	Region / Industry Description	General Administrative and Other Operating Expenses			
		Electricity	Water	Industrial Service Done by Others	Non-Industrial Service Done by Others
		(6)	(7)	(8)	(9)
C102	Processing and preserving of fish, crustaceans and mollusks	18,336	1,174	27,578	206,256
C103	Processing and preserving of fruits and vegetables	5,965	726	22,482	226,900
C104	Manufacture of vegetable and animal oils and fats	4,096	179	23,839	87,847
C105	Manufacture of dairy products	253	63	559	777
C106	Manufacture of grain mill products, starches and starch products	16,281	2,771	18,227	63,728
C107	Manufacture of other food products	24,382	1,665	108,875	456,401
C108	Manufacture of prepared animal feeds	33,742	1,502	152,889	740,417
C110	Manufacture of beverages	54,015	3,680	489,398	1,726,582
C131	Spinning, weaving and finishing of textiles	111	18	94	7,465
C139	Manufacture of other textiles	2,776	214	859	26,625
C141	Manufacture of wearing apparel, except fur apparel	23,413	2,648	28,256	178,947
C142	Custom tailoring and dressmaking	22	11	-	1,029
C151	Tanning and dressing of leather; manufacture of luggage and handbags	S	S	S	S
C152	Manufacture of footwear	6,391	137	118	17,864
C161	Sawmilling and 753lanning of wood	4,740	8	5,920	137,478
C162	Manufacture of products of wood, cork, straw and plaiting materials	823	42	14,399	18,675
C170	Manufacture of paper and paper products	7,726	2,324	10,051	128,054
C181	Printing and service activities related to printing	8,781	2,691	7,060	77,405
C201	Manufacture of basic chemicals	13,603	622	48,260	432,632
C202	Manufacture of other chemical products, n.e.c.	13,187	2,806	12,064	183,697
C210	Manufacture of pharmaceuticals, medicinal chemical and botanical products	2,642	80	132	388,633
C221	Manufacture of rubber products	3,964	178	9,644	68,133
C222	Manufacture of plastics products	28,394	6,182	22,944	105,035
C231	Manufacture of glass and glass products	9,171	2,580	10,270	75,681
C239	Manufacture of non-metallic mineral products, n.e.c.	12,082	2,061	115,486	6,284,862
C241	Manufacture of basic iron and steel	43,940	3,461	19,809	828,942
C242	Manufacture of basic precious and other non-ferrous metals	S	S	S	S
C243	Casting of metals	3,017	387	3,313	34,685

Table 5.3 Number of Establishments and General Administrative and Other Operating Expenses by Type for Manufacturing Establishments by Region and Industry Group: Philippines, 2018

(Values are in thousand PhP, except number of establishments. Details may not add up to total due to rounding and/or suppression.)

Continued

2009 PSIC Code	Region / Industry Description	General Administrative and Other Operating Expenses			
		Electricity	Water	Industrial Service Done by Others	Non-Industrial Service Done by Others
		(6)	(7)	(8)	(9)
C251	Manufacture of structural metal products, tanks, reservoirs and steam generators	1,488	482	3,304	16,773
C252	Manufacture of weapons and ammunition	S	S	S	S
C259	Manufacture of other fabricated metal products; metal working service activities	38,514	2,033	27,726	348,891
C261	Manufacture of electronic components	124,920	24,736	270,596	559,777
C262	Manufacture of computers and peripheral equipment and accessories	S	S	S	S
C263	Manufacture of communication equipment	S	S	S	S
C264	Manufacture of consumer electronics	4,508	297	17,595	101,062
C265	Manufacture of measuring, testing, navigating and control equipment; watches and clocks	8,995	103	10,444	13,136
C267	Manufacture of optical instruments and photographic equipment	9,662	1,218	25,644	93,836
C271	Manufacture of electric motors, generators, transformers and electricity distribution and control apparatus	7,863	269	777	64,227
C273	Manufacture of wiring and wiring devices	S	S	S	S
C274	Manufacture of electric lighting equipment	628	53	17	7,816
C275	Manufacture of domestic appliances	S	S	S	S
C279	Manufacture of other electrical equipment	S	S	S	S
C281	Manufacture of general purpose machinery	6,742	344	6,371	63,778
C282	Manufacture of special purpose machinery	-	97	750	12,465
C291	Manufacture of motor vehicles	664	31	1,257	58,956
C293	Manufacture of parts and accessories for motor vehicles	116,028	2,039	856	148,962
C301	Building of ships and boats	2,166	114	37,876	102,711
C309	Manufacture of transport equipment, n.e.c.	2,181	172	5,360	97,798
C310	Manufacture of furniture	24,105	4,442	75,212	537,222
C321	Manufacture of jewelry, bijouterie and related articles	3,877	1,507	12,579	44,602
C322	Manufacture of musical instruments	S	S	S	S
C323	Manufacture of sports goods	S	S	S	S
C324	Manufacture of games and toys	S	S	S	S

Table 5.3 Number of Establishments and General Administrative and Other Operating Expenses by Type for Manufacturing Establishments by Region and Industry Group: Philippines, 2018

(Values are in thousand PhP, except number of establishments. Details may not add up to total due to rounding and/or suppression.)

Continued

2009 PSIC Code	Region / Industry Description	General Administrative and Other Operating Expenses			
		Electricity	Water	Industrial Service Done by Others	Non-Industrial Service Done by Others
		(6)	(7)	(8)	(9)
C325	Manufacture of medical and dental instruments and supplies	18,621	850	3,012	159,977
C329	Other manufacturing, n.e.c.	1,735	396	4,047	42,295
C331	Repair of fabricated metal products, machinery and equipment	9,164	1,826	4,819	35,069
	VIII – Eastern Visayas	47,696	16,222	109,791	1,345,054
C101	Processing and preserving of meat	S	S	S	S
C102	Processing and preserving of fish, crustaceans and mollusks	-	-	-	1,402
C103	Processing and preserving of fruits and vegetables	23	16	36	548
C104	Manufacture of vegetable and animal oils and fats	2,219	2,791	190	35,404
C105	Manufacture of dairy products	S	S	S	S
C106	Manufacture of grain mill products, starches and starch products	138	40	816	4,239
C107	Manufacture of other food products	18,465	5,631	19,060	181,089
C110	Manufacture of beverages	6,817	5,249	68,966	76,376
C131	Spinning, weaving and finishing of textiles	11	7	-	547
C139	Manufacture of other textiles	S	S	S	S
C141	Manufacture of wearing apparel, except fur apparel	-	-	-	-
C142	Custom tailoring and dressmaking	-	-	-	438
C162	Manufacture of products of wood, cork, straw and plaiting materials	106	9	-	44
C170	Manufacture of paper and paper products	5,813	1,133	3,003	77,767
C181	Printing and service activities related to printing	1,420	110	11,171	5,982
C201	Manufacture of basic chemicals	1,527	170	3,241	14,196
C210	Manufacture of pharmaceuticals, medicinal chemical and botanical products	S	S	S	S
C222	Manufacture of plastics products	1,750	750	293	1,286
C231	Manufacture of glass and glass products	190	43	-	435
C239	Manufacture of non-metallic mineral products, n.e.c.	113	4	-	203
C241	Manufacture of basic iron and steel	-	-	-	-
C242	Manufacture of basic precious and other non-ferrous metals	S	S	S	S
C243	Casting of metals	S	S	S	S

Table 5.3 Number of Establishments and General Administrative and Other Operating Expenses by Type for Manufacturing Establishments by Region and Industry Group: Philippines, 2018

(Values are in thousand PhP, except number of establishments. Details may not add up to total due to rounding and/or suppression.)

Continued

2009 PSIC Code	Region / Industry Description	General Administrative and Other Operating Expenses			
		Electricity	Water	Industrial Service Done by Others	Non-Industrial Service Done by Others
		(6)	(7)	(8)	(9)
C251	Manufacture of structural metal products, tanks, reservoirs and steam generators	-	-	-	22
C259	Manufacture of other fabricated metal products; metal working service activities	-	-	-	57
C273	Manufacture of wiring and wiring devices	S	S	S	S
C282	Manufacture of special purpose machinery	S	S	S	S
C310	Manufacture of furniture	-	-	-	-
C321	Manufacture of jewelry, bijouterie and related articles	-	-	-	-
C329	Other manufacturing, n.e.c.	59	8	589	839
C331	Repair of fabricated metal products, machinery and equipment	320	80	899	2,305
IX – Zamboanga Peninsula		209,314	28,872	97,696	1,700,231
C101	Processing and preserving of meat	4,723	9	402	3,670
C102	Processing and preserving of fish, crustaceans and mollusks	116,261	7,318	57,503	1,290,788
C104	Manufacture of vegetable and animal oils and fats	7,680	1,032	3,179	71,302
C105	Manufacture of dairy products	-	-	22	17
C106	Manufacture of grain mill products, starches and starch products	3,765	424	3,368	4,612
C107	Manufacture of other food products	62,551	16,356	8,017	161,677
C108	Manufacture of prepared animal feeds	S	S	S	S
C110	Manufacture of beverages	2,903	1,393	8,227	86,878
C139	Manufacture of other textiles	S	S	S	S
C142	Custom tailoring and dressmaking	81	51	-	1,347
C161	Sawmilling and planing of wood	14	5	-	2
C162	Manufacture of products of wood, cork, straw and plaiting materials	S	S	S	S
C181	Printing and service activities related to printing	441	120	145	8,121
C221	Manufacture of rubber products	136	11	10	6,842
C222	Manufacture of plastics products	917	599	1,380	1,914
C231	Manufacture of glass and glass products	-	-	-	16
C239	Manufacture of non-metallic mineral products, n.e.c.	97	38	-	639
C241	Manufacture of basic iron and steel	24	4	130	1,111
C251	Manufacture of structural metal products, tanks, reservoirs and steam generators	367	89	22	713

Table 5.3 Number of Establishments and General Administrative and Other Operating Expenses by Type for Manufacturing Establishments by Region and Industry Group: Philippines, 2018

(Values are in thousand PhP, except number of establishments. Details may not add up to total due to rounding and/or suppression.)

Continued

2009 PSIC Code	Region / Industry Description	General Administrative and Other Operating Expenses			
		Electricity	Water	Industrial Service Done by Others	Non-Industrial Service Done by Others
		(6)	(7)	(8)	(9)
C259	Manufacture of other fabricated metal products; metal working service activities	3,339	287	1,697	34,203
C310	Manufacture of furniture	633	129	812	3,770
C321	Manufacture of jewelry, bijouterie and related articles	S	S	S	S
C329	Other manufacturing, n.e.c.	-	-	-	119
C331	Repair of fabricated metal products, machinery and equipment	2,228	108	249	1,390
	X – Northern Mindanao	216,865	49,771	1,474,495	3,009,457
C101	Processing and preserving of meat	1,578	219	377	3,102
C102	Processing and preserving of fish, crustaceans and mollusks	S	S	S	S
C103	Processing and preserving of fruits and vegetables	9,210	354	28,397	188,596
C104	Manufacture of vegetable and animal oils and fats	29,370	926	47,935	219,323
C105	Manufacture of dairy products	-	-	1,308	2,480
C106	Manufacture of grain mill products, starches and starch products	6,074	923	1,101,505	589,185
C107	Manufacture of other food products	22,173	3,885	51,351	83,905
C108	Manufacture of prepared animal feeds	-	-	-	-
C110	Manufacture of beverages	17,296	1,188	138,775	777,951
C131	Spinning, weaving and finishing of textiles	-	-	-	-
C139	Manufacture of other textiles	-	-	-	226
C141	Manufacture of wearing apparel, except fur apparel	1,590	4	158	7,649
C142	Custom tailoring and dressmaking	945	311	53	3,104
C152	Manufacture of footwear	330	141	1,579	11,880
C161	Sawmilling and planing of wood	56,033	24,014	913	6,569
C162	Manufacture of products of wood, cork, straw and plaiting materials	2,150	2	174	11,561
C170	Manufacture of paper and paper products	5,245	1,224	13,900	93,282
C181	Printing and service activities related to printing	2,957	108	2,338	4,054
C192	Manufacture of refined petroleum products	-	-	-	396
C201	Manufacture of basic chemicals	21,842	4,339	28,544	480,681
C202	Manufacture of other chemical products, n.e.c.	4,808	8	1,982	116,128
C210	Manufacture of pharmaceuticals, medicinal chemical and botanical products	S	S	S	S

Table 5.3 Number of Establishments and General Administrative and Other Operating Expenses by Type for Manufacturing Establishments by Region and Industry Group: Philippines, 2018

(Values are in thousand PhP, except number of establishments. Details may not add up to total due to rounding and/or suppression.)

Continued

2009 PSIC Code	Region / Industry Description	General Administrative and Other Operating Expenses			
		Electricity	Water	Industrial Service Done by Others	Non-Industrial Service Done by Others
		(6)	(7)	(8)	(9)
C221	Manufacture of rubber products	S	S	S	S
C222	Manufacture of plastics products	20,791	8,723	8,644	244,202
C231	Manufacture of glass and glass products	14	7	15	548
C239	Manufacture of non-metallic mineral products, n.e.c.	1,503	1,265	36,975	36,384
C241	Manufacture of basic iron and steel	1,052	210	1,623	45,596
C243	Casting of metals	-	-	-	-
C251	Manufacture of structural metal products, tanks, reservoirs and steam generators	1,975	318	1,668	21,847
C259	Manufacture of other fabricated metal products; metal working service activities	168	168	-	975
C264	Manufacture of consumer electronics	S	S	S	S
C271	Manufacture of electric motors, generators, transformers and electricity distribution and control apparatus	S	S	S	S
C281	Manufacture of general purpose machinery	S	S	S	S
C282	Manufacture of special purpose machinery	S	S	S	S
C291	Manufacture of motor vehicles	239	-	-	935
C293	Manufacture of parts and accessories for motor vehicles	35	34	5	71
C310	Manufacture of furniture	1,324	265	1,253	3,545
C321	Manufacture of jewelry, bijouterie and related articles	S	S	S	S
C324	Manufacture of games and toys	S	S	S	S
C329	Other manufacturing, n.e.c.	S	S	S	S
C331	Repair of fabricated metal products, machinery and equipment	4,201	1,005	1,646	14,758
XI – Davao Region		394,581	97,306	1,479,672	4,611,591
C101	Processing and preserving of meat	9,896	4,483	9,870	36,241
C102	Processing and preserving of fish, crustaceans and mollusks	429	143	1,125	7,944
C103	Processing and preserving of fruits and vegetables	8,512	2,298	10,735	106,489
C104	Manufacture of vegetable and animal oils and fats	19,229	4,398	166,926	442,920
C105	Manufacture of dairy products	-	-	-	163
C106	Manufacture of grain mill products, starches and starch products	5,186	1,526	1,638	40,800
C107	Manufacture of other food products	180,331	43,629	37,710	608,002

Table 5.3 Number of Establishments and General Administrative and Other Operating Expenses by Type for Manufacturing Establishments by Region and Industry Group: Philippines, 2018

(Values are in thousand PhP, except number of establishments. Details may not add up to total due to rounding and/or suppression.)

Continued

2009 PSIC Code	Region / Industry Description	General Administrative and Other Operating Expenses			
		Electricity	Water	Industrial Service Done by Others	Non-Industrial Service Done by Others
		(6)	(7)	(8)	(9)
C108	Manufacture of prepared animal feeds	13,804	2,259	439,190	1,162,993
C110	Manufacture of beverages	56,917	14,486	39,204	926,412
C120	Manufacture of tobacco products	S	S	S	S
C139	Manufacture of other textiles	5,633	1,187	1,045	6,356
C141	Manufacture of wearing apparel, except fur apparel	521	130	324	6,442
C142	Custom tailoring and dressmaking	33	20	1,450	11,204
C152	Manufacture of footwear	135	26	-	271
C161	Sawmilling and 759lanning of wood	280	30	180	1,717
C162	Manufacture of products of wood, cork, straw and plaiting materials	17,509	3,489	1,214	46,005
C170	Manufacture of paper and paper products	7,128	2,177	13,649	158,210
C181	Printing and service activities related to printing	3,938	352	333	40,094
C192	Manufacture of refined petroleum products	S	S	S	S
C201	Manufacture of basic chemicals	311	58	3,071	16,202
C202	Manufacture of other chemical products, n.e.c.	5,643	1,913	103,535	250,422
C210	Manufacture of pharmaceuticals, medicinal chemical and botanical products	2,458	299	405,314	29,010
C221	Manufacture of rubber products	364	92	50	1,325
C222	Manufacture of plastics products	27,335	4,670	75,848	294,794
C231	Manufacture of glass and glass products	443	163	-	1,304
C239	Manufacture of non-metallic mineral products, n.e.c.	7,601	4,656	136,508	214,527
C241	Manufacture of basic iron and steel	9,184	2,629	1,447	19,778
C242	Manufacture of basic precious and other non-ferrous metals	216	-	829	6,903
C243	Casting of metals	S	S	S	S
C251	Manufacture of structural metal products, tanks, reservoirs and steam generators	1,908	323	3,294	34,252
C252	Manufacture of weapons and ammunition	S	S	S	S
C259	Manufacture of other fabricated metal products; metal working service activities	1,126	139	2,213	15,706
C265	Manufacture of measuring, testing, navigating and control equipment; watches and clocks	S	S	S	S
C271	Manufacture of electric motors, generators, transformers and electricity distribution and control apparatus	S	S	S	S

Table 5.3 Number of Establishments and General Administrative and Other Operating Expenses by Type for Manufacturing Establishments by Region and Industry Group: Philippines, 2018

(Values are in thousand PhP, except number of establishments. Details may not add up to total due to rounding and/or suppression.)

Continued

2009 PSIC Code	Region / Industry Description	General Administrative and Other Operating Expenses			
		Electricity	Water	Industrial Service Done by Others	Non-Industrial Service Done by Others
		(6)	(7)	(8)	(9)
C275	Manufacture of domestic appliances	-	-	-	902
C281	Manufacture of general purpose machinery	30	19	13	1,847
C282	Manufacture of special purpose machinery	185	26	1,142	10,163
C291	Manufacture of motor vehicles	S	S	S	S
C293	Manufacture of parts and accessories for motor vehicles	19	3	-	100
C301	Building of ships and boats	S	S	S	S
C310	Manufacture of furniture	2,829	392	3,412	16,645
C321	Manufacture of jewelry, bijouterie and related articles	2,297	574	155	10,245
C329	Other manufacturing, n.e.c.	385	204	766	4,453
C331	Repair of fabricated metal products, machinery and equipment	1,861	388	5,024	16,167
XII – SOCCSKSARGEN		82,484	11,792	122,054	1,113,418
C101	Processing and preserving of meat	1,695	381	183	5,578
C102	Processing and preserving of fish, crustaceans and mollusks	8,683	928	29,897	514,690
C103	Processing and preserving of fruits and vegetables	S	S	S	S
C104	Manufacture of vegetable and animal oils and fats	3,324	243	28,393	283,381
C105	Manufacture of dairy products	60	24	-	120
C106	Manufacture of grain mill products, starches and starch products	29,714	4,688	3,144	21,243
C107	Manufacture of other food products	5,277	1,215	2,653	41,069
C108	Manufacture of prepared animal feeds	1,053	117	2,388	9,546
C110	Manufacture of beverages	55	14	6,201	9,997
C131	Spinning, weaving and finishing of textiles	20	5	-	226
C139	Manufacture of other textiles	70	2	-	16
C141	Manufacture of wearing apparel, except fur apparel	237	17	852	978
C142	Custom tailoring and dressmaking	32	8	109	1,885
C161	Sawmilling and planing of wood	368	8	-	415
C162	Manufacture of products of wood, cork, straw and plaiting materials	-	-	-	4,296
C170	Manufacture of paper and paper products	368	12	661	13,511
C181	Printing and service activities related to printing	3,232	605	2,827	13,781
C192	Manufacture of refined petroleum products	S	S	S	S
C201	Manufacture of basic chemicals	791	193	965	6,310

Table 5.3 Number of Establishments and General Administrative and Other Operating Expenses by Type for Manufacturing Establishments by Region and Industry Group: Philippines, 2018

(Values are in thousand PhP, except number of establishments. Details may not add up to total due to rounding and/or suppression.)

Continued

2009 PSIC Code	Region / Industry Description	General Administrative and Other Operating Expenses			
		Electricity	Water	Industrial Service Done by Others	Non-Industrial Service Done by Others
		(6)	(7)	(8)	(9)
C202	Manufacture of other chemical products, n.e.c.	S	S	S	S
C221	Manufacture of rubber products	S	S	S	S
C222	Manufacture of plastics products	S	S	S	S
C231	Manufacture of glass and glass products	S	S	S	S
C239	Manufacture of non-metallic mineral products, n.e.c.	899	285	1,270	275
C241	Manufacture of basic iron and steel	154	6	1,868	1,682
C243	Casting of metals	S	S	S	S
C251	Manufacture of structural metal products, tanks, reservoirs and steam generators	12,689	572	12,757	59,894
C259	Manufacture of other fabricated metal products; metal working service activities	2,160	342	1,050	64,411
C301	Building of ships and boats	S	S	S	S
C310	Manufacture of furniture	415	153	952	6,038
C323	Manufacture of sports goods	S	S	S	S
C331	Repair of fabricated metal products, machinery and equipment	6,018	1,536	20,713	33,096
	XIII – Caraga	42,429	8,818	28,412	574,349
C101	Processing and preserving of meat	161	-	1,566	1,570
C102	Processing and preserving of fish, crustaceans and mollusks	S	S	S	S
C103	Processing and preserving of fruits and vegetables	S	S	S	S
C104	Manufacture of vegetable and animal oils and fats	9,928	5,648	2,688	57,196
C106	Manufacture of grain mill products, starches and starch products	20,159	123	591	1,786
C107	Manufacture of other food products	6,572	1,594	10,205	54,893
C108	Manufacture of prepared animal feeds	-	-	-	-
C110	Manufacture of beverages	8	5	15	1,019
C139	Manufacture of other textiles	-	-	-	11
C141	Manufacture of wearing apparel, except fur apparel	-	-	-	354
C142	Custom tailoring and dressmaking	-	-	-	41
C161	Sawmilling and planing of wood	1,637	9	601	2,074
C162	Manufacture of products of wood, cork, straw and plaiting materials	1,483	85	2,176	62,621
C181	Printing and service activities related to printing	571	1,134	228	5,823
C201	Manufacture of basic chemicals	S	S	S	S

Table 5.3 Number of Establishments and General Administrative and Other Operating Expenses by Type for Manufacturing Establishments by Region and Industry Group: Philippines, 2018

(Values are in thousand PhP, except number of establishments. Details may not add up to total due to rounding and/or suppression.)

Continued

2009 PSIC Code	Region / Industry Description	General Administrative and Other Operating Expenses			
		Electricity	Water	Industrial Service Done by Others	Non-Industrial Service Done by Others
		(6)	(7)	(8)	(9)
C202	Manufacture of other chemical products, n.e.c.	834	-	555	34,049
C231	Manufacture of glass and glass products	S	S	S	S
C239	Manufacture of non-metallic mineral products, n.e.c.	371	30	2,591	27,614
C241	Manufacture of basic iron and steel	-	-	-	134
C242	Manufacture of basic precious and other non-ferrous metals	S	S	S	S
C259	Manufacture of other fabricated metal products; metal working service activities	255	24	506	379
C275	Manufacture of domestic appliances	-	-	9	47
C301	Building of ships and boats	S	S	S	S
C309	Manufacture of transport equipment, n.e.c.	-	-	-	11
C310	Manufacture of furniture	71	9	-	943
C321	Manufacture of jewelry, bijouterie and related articles	33	22	-	221
C324	Manufacture of games and toys	-	-	-	134
C329	Other manufacturing, n.e.c.	80	49	213	1,211
C331	Repair of fabricated metal products, machinery and equipment	79	-	44	3,419
	Autonomous Region in Muslim Mindanao	2,896	912	2,747	260,707
C104	Manufacture of vegetable and animal oils and fats	S	S	S	S
C106	Manufacture of grain mill products, starches and starch products	-	-	805	230,397
C107	Manufacture of other food products	1,538	442	1,667	14,545
C108	Manufacture of prepared animal feeds	-	-	-	-
C110	Manufacture of beverages	-	99	-	-
C142	Custom tailoring and dressmaking	-	-	-	100
C181	Printing and service activities related to printing	-	-	-	-
C221	Manufacture of rubber products	S	S	S	S
C239	Manufacture of non-metallic mineral products, n.e.c.	-	-	-	-
C251	Manufacture of structural metal products, tanks, reservoirs and steam generators	-	-	-	-
C310	Manufacture of furniture	174	74	275	125

Table 5.3 Number of Establishments and General Administrative and Other Operating Expenses by Type for Manufacturing Establishments by Region and Industry Group: Philippines, 2018

(Values are in thousand PhP, except number of establishments. Details may not add up to total due to rounding and/or suppression.)

Continued

2009 PSIC Code	Region / Industry Description	General Administrative and Other Operating Expenses			
		Other Taxes and Licenses	Royalty Fee	Franchise Fee	Research and Development Expense
		(10)	(11)	(12)	(13)
	Philippines	20,881,867	18,547,062	88,215	3,692,393
C101	Processing and preserving of meat	221,680	561,185	3,668	8,035
C102	Processing and preserving of fish, crustaceans and mollusks	187,102	1,193,101	-	3,352
C103	Processing and preserving of fruits and vegetables	117,367	602	-	271,208
C104	Manufacture of vegetable and animal oils and fats	510,108	19,978	-	921
C105	Manufacture of dairy products	372,054	1,051,987	-	911
C106	Manufacture of grain mill products, starches and starch products	366,577	9,539	-	4,491
C107	Manufacture of other food products	2,137,651	379,432	2,391	96,351
C108	Manufacture of prepared animal feeds	923,626	62,066	-	7,489
C110	Manufacture of beverages	1,913,630	2,361,741	2,581	106,572
C120	Manufacture of tobacco products	274,993	2,462,591	-	53,627
C131	Spinning, weaving and finishing of textiles	36,503	-	-	581
C139	Manufacture of other textiles	52,810	17,621	-	128
C141	Manufacture of wearing apparel, except fur apparel	201,572	343,896	-	2,428
C142	Custom tailoring and dressmaking	11,312	58	-	-
C143	Manufacture of knitted and crocheted apparel	12,988	-	-	-
C151	Tanning and dressing of leather; manufacture of luggage and handbags	19,258	51,913	-	236
C152	Manufacture of footwear	24,595	9,550	-	-
C161	Sawmilling and 763lanning of wood	2,518	-	-	20
C162	Manufacture of products of wood, cork, straw and plaiting materials	53,848	68,922	-	49
C170	Manufacture of paper and paper products	503,332	48,655	-	1,940
C181	Printing and service activities related to printing	210,428	17,955	761	71,412
C182	Reproduction of recorded media	244	-	-	-
C192	Manufacture of refined petroleum products	6,932	470,848	-	341
C199	Manufacture of other fuel products	7,312	23,382	-	-
C201	Manufacture of basic chemicals	393,252	18,802	-	7,738
C202	Manufacture of other chemical products, n.e.c.	3,115,300	3,199,196	-	43,515
C203	Manufacture of man-made fibers	S	S	S	S
C210	Manufacture of pharmaceuticals, medicinal chemical and botanical products	441,047	4,719	-	20,697
C221	Manufacture of rubber products	47,082	83,428	-	99
C222	Manufacture of plastics products	496,906	145,433	13	12,199

Table 5.3 Number of Establishments and General Administrative and Other Operating Expenses by Type for Manufacturing Establishments by Region and Industry Group: Philippines, 2018

(Values are in thousand PhP, except number of establishments. Details may not add up to total due to rounding and/or suppression.)

Continued

2009 PSIC Code	Region / Industry Description	General Administrative and Other Operating Expenses			
		Other Taxes and Licenses	Royalty Fee	Franchise Fee	Research and Development Expense
		(10)	(11)	(12)	(13)
C231	Manufacture of glass and glass products	122,785	-	-	-
C239	Manufacture of non-metallic mineral products, n.e.c.	3,712,225	2,853	-	2,976
C241	Manufacture of basic iron and steel	337,544	-	-	65
C242	Manufacture of basic precious and other non-ferrous metals	215,580	-	12	-
C243	Casting of metals	24,939	13,045	-	678
C251	Manufacture of structural metal products, tanks, reservoirs and steam generators	245,043	-	-	4,101
C252	Manufacture of weapons and ammunition	2,753	-	-	-
C259	Manufacture of other fabricated metal products; metal working service activities	341,642	70,325	249	10,433
C261	Manufacture of electronic components	718,779	1,023,225	-	42,354
C262	Manufacture of computers and peripheral equipment and accessories	525,586	54,887	-	-
C263	Manufacture of communication equipment	14,017	-	-	-
C264	Manufacture of consumer electronics	19,635	565,774	-	-
C265	Manufacture of measuring, testing, navigating and control equipment; watches and clocks	3,071	-	-	355
C267	Manufacture of optical instruments and photographic equipment	23,449	651	-	-
C271	Manufacture of electric motors, generators, transformers and electricity distribution and control apparatus	26,823	1,145	-	4,772
C272	Manufacture of batteries and accumulators	59,417	-	-	-
C273	Manufacture of wiring and wiring devices	123,215	-	-	5,905
C274	Manufacture of electric lighting equipment	6,994	5,041	-	717
C275	Manufacture of domestic appliances	65,550	-	-	8,995
C279	Manufacture of other electrical equipment	13,482	-	-	803,875
C281	Manufacture of general purpose machinery	192,311	57,252	-	2,305
C282	Manufacture of special purpose machinery	75,595	10,777	-	1,110
C291	Manufacture of motor vehicles	319,650	64,609	-	-

Table 5.3 Number of Establishments and General Administrative and Other Operating Expenses by Type for Manufacturing Establishments by Region and Industry Group: Philippines, 2018

(Values are in thousand PhP, except number of establishments. Details may not add up to total due to rounding and/or suppression.)

Continued

2009 PSIC Code	Region / Industry Description	General Administrative and Other Operating Expenses			
		Other Taxes and Licenses	Royalty Fee	Franchise Fee	Research and Development Expense
		(10)	(11)	(12)	(13)
C292	Manufacture of bodies (coachwork) for motor vehicles; manufacture of trailers and semi-trailers	17,819	-	-	478
C293	Manufacture of parts and accessories for motor vehicles	225,039	3,048,265	53,949	10,655
C301	Building of ships and boats	8,104	-	-	10,970
C302	Manufacture of railway locomotive and rolling stock	S	S	S	S
C303	Manufacture of air and spacecraft and related machinery	3,193	-	-	2,047,493
C309	Manufacture of transport equipment, n.e.c.	290,759	889,665	-	81
C310	Manufacture of furniture	154,230	40,198	3,926	3,649
C321	Manufacture of jewelry, bijouterie and related articles	4,715	120	-	-
C322	Manufacture of musical instruments	138	69	-	-
C323	Manufacture of sports goods	7,913	-	-	4,901
C324	Manufacture of games and toys	9,501	-	-	-
C325	Manufacture of medical and dental instruments and supplies	18,914	68,017	20,665	3,285
C329	Other manufacturing, n.e.c.	28,379	24,544	-	393
C331	Repair of fabricated metal products, machinery and equipment	258,454	-	-	7,506
C332	Installation of industrial machinery and equipment	652	-	-	-
	National Capital Region	5,711,382	6,009,112	-	285,124
C101	Processing and preserving of meat	26,672	-	-	6,769
C102	Processing and preserving of fish, crustaceans and mollusks	44,385	738,381	-	1,091
C103	Processing and preserving of fruits and vegetables	33,973	602	-	3,470
C104	Manufacture of vegetable and animal oils and fats	112,232	-	-	135
C105	Manufacture of dairy products	80,874	494,435	-	911
C106	Manufacture of grain mill products, starches and starch products	193,960	-	-	1,182
C107	Manufacture of other food products	652,269	74,978	-	24,048
C108	Manufacture of prepared animal feeds	41,994	-	-	-
C110	Manufacture of beverages	399,943	2,304,000	-	91,038
C120	Manufacture of tobacco products	196,192	1,693,612	-	49,416
C131	Spinning, weaving and finishing of textiles	11,315	-	-	-
C139	Manufacture of other textiles	41,076	17,240	-	-
C141	Manufacture of wearing apparel, except fur apparel	151,470	248,453	-	-

Table 5.3 Number of Establishments and General Administrative and Other Operating Expenses by Type for Manufacturing Establishments by Region and Industry Group: Philippines, 2018

(Values are in thousand PhP, except number of establishments. Details may not add up to total due to rounding and/or suppression.)

Continued

2009 PSIC Code	Region / Industry Description	General Administrative and Other Operating Expenses			
		Other Taxes and Licenses	Royalty Fee	Franchise Fee	Research and Development Expense
		(10)	(11)	(12)	(13)
C142	Custom tailoring and dressmaking	5,616	-	-	-
C143	Manufacture of knitted and crocheted apparel	8,863	-	-	-
C151	Tanning and dressing of leather; manufacture of luggage and handbags	12,625	51,913	-	236
C152	Manufacture of footwear	16,433	744	-	-
C161	Sawmilling and planing of wood	1,356	-	-	-
C162	Manufacture of products of wood, cork, straw and plaiting materials	8,971	3	-	-
C170	Manufacture of paper and paper products	249,050	10,894	-	249
C181	Printing and service activities related to printing	153,216	17,696	-	70,709
C192	Manufacture of refined petroleum products	1,242	-	-	341
C199	Manufacture of other fuel products	S	S	S	S
C201	Manufacture of basic chemicals	163,634	11,400	-	1,658
C202	Manufacture of other chemical products, n.e.c.	1,232,369	205,968	-	2,160
C203	Manufacture of man-made fibers	S	S	S	S
C210	Manufacture of pharmaceuticals, medicinal chemical and botanical products	318,012	-	-	13,992
C221	Manufacture of rubber products	21,204	180	-	99
C222	Manufacture of plastics products	260,359	34,360	-	2,965
C231	Manufacture of glass and glass products	49,926	-	-	-
C239	Manufacture of non-metallic mineral products, n.e.c.	85,462	2,853	-	-
C241	Manufacture of basic iron and steel	154,561	-	-	-
C242	Manufacture of basic precious and other non-ferrous metals	34,559	-	-	-
C243	Casting of metals	4,322	-	-	-
C251	Manufacture of structural metal products, tanks, reservoirs and steam generators	168,038	-	-	112
C252	Manufacture of weapons and ammunition	1,281	-	-	-
C259	Manufacture of other fabricated metal products; metal working service activities	186,436	2,140	-	6,380
C261	Manufacture of electronic components	19,100	-	-	-
C262	Manufacture of computers and peripheral equipment and accessories	S	S	S	S
C264	Manufacture of consumer electronics	10,086	71	-	-

Table 5.3 Number of Establishments and General Administrative and Other Operating Expenses by Type for Manufacturing Establishments by Region and Industry Group: Philippines, 2018

(Values are in thousand PhP, except number of establishments. Details may not add up to total due to rounding and/or suppression.)

Continued

2009 PSIC Code	Region / Industry Description	General Administrative and Other Operating Expenses			
		Other Taxes and Licenses	Royalty Fee	Franchise Fee	Research and Development Expense
		(10)	(11)	(12)	(13)
C265	Manufacture of measuring, testing, navigating and control equipment; watches and clocks	2,529	-	-	-
C267	Manufacture of optical instruments and photographic equipment	S	S	S	S
C271	Manufacture of electric motors, generators, transformers and electricity distribution and control apparatus	4,651	-	-	3,859
C272	Manufacture of batteries and accumulators	S	S	S	S
C273	Manufacture of wiring and wiring devices	51,432	-	-	579
C274	Manufacture of electric lighting equipment	2,185	-	-	-
C275	Manufacture of domestic appliances	48,945	-	-	426
C279	Manufacture of other electrical equipment	4,883	-	-	-
C281	Manufacture of general purpose machinery	43,871	24,316	-	2,305
C282	Manufacture of special purpose machinery	3,198	1,497	-	594
C291	Manufacture of motor vehicles	980	-	-	-
C292	Manufacture of bodies (coachwork) for motor vehicles; manufacture of trailers and semi-trailers	8,117	-	-	-
C293	Manufacture of parts and accessories for motor vehicles	14,382	-	-	-
C301	Building of ships and boats	789	-	-	-
C303	Manufacture of air and spacecraft and related machinery	S	S	S	S
C309	Manufacture of transport equipment, n.e.c.	39,499	-	-	-
C310	Manufacture of furniture	102,737	25,381	-	-
C321	Manufacture of jewelry, bijouterie and related articles	677	-	-	-
C322	Manufacture of musical instruments	S	S	S	S
C323	Manufacture of sports goods	5,344	-	-	37
C324	Manufacture of games and toys	923	-	-	-
C325	Manufacture of medical and dental instruments and supplies	3,258	-	-	45
C329	Other manufacturing, n.e.c.	15,605	24,544	-	292
C331	Repair of fabricated metal products, machinery and equipment	194,533	-	-	25
C332	Installation of industrial machinery and equipment	550	-	-	-

Table 5.3 Number of Establishments and General Administrative and Other Operating Expenses by Type for Manufacturing Establishments by Region and Industry Group: Philippines, 2018

(Values are in thousand PhP, except number of establishments. Details may not add up to total due to rounding and/or suppression.)

Continued

2009 PSIC Code	Region / Industry Description	General Administrative and Other Operating Expenses			
		Other Taxes and Licenses	Royalty Fee	Franchise Fee	Research and Development Expense
		(10)	(11)	(12)	(13)
	Cordillera Administrative Region	32,261	-	-	921
C101	Processing and preserving of meat	-	-	-	-
C102	Processing and preserving of fish, crustaceans and mollusks	-	-	-	-
C103	Processing and preserving of fruits and vegetables	-	-	-	-
C105	Manufacture of dairy products	S	S	S	S
C106	Manufacture of grain mill products, starches and starch products	127	-	-	-
C107	Manufacture of other food products	3,057	-	-	340
C110	Manufacture of beverages	210	-	-	-
C131	Spinning, weaving and finishing of textiles	-	-	-	581
C139	Manufacture of other textiles	-	-	-	-
C141	Manufacture of wearing apparel, except fur apparel	S	S	S	S
C142	Custom tailoring and dressmaking	71	-	-	-
C162	Manufacture of products of wood, cork, straw and plaiting materials	-	-	-	-
C181	Printing and service activities related to printing	-	-	-	-
C201	Manufacture of basic chemicals	-	-	-	-
C221	Manufacture of rubber products	-	-	-	-
C222	Manufacture of plastics products	S	S	S	S
C231	Manufacture of glass and glass products	S	S	S	S
C239	Manufacture of non-metallic mineral products, n.e.c.	23	-	-	-
C241	Manufacture of basic iron and steel	-	-	-	-
C251	Manufacture of structural metal products, tanks, reservoirs and steam generators	-	-	-	-
C259	Manufacture of other fabricated metal products; metal working service activities	-	-	-	-
C261	Manufacture of electronic components	S	S	S	S
C303	Manufacture of air and spacecraft and related machinery	S	S	S	S
C310	Manufacture of furniture	-	-	-	-
C321	Manufacture of jewelry, bijouterie and related articles	S	S	S	S
	I – Ilocos Region	86,692	8,552	-	-
C101	Processing and preserving of meat	2,402	-	-	-

Table 5.3 Number of Establishments and General Administrative and Other Operating Expenses by Type for Manufacturing Establishments by Region and Industry Group: Philippines, 2018

(Values are in thousand PhP, except number of establishments. Details may not add up to total due to rounding and/or suppression.)

Continued

2009 PSIC Code	Region / Industry Description	General Administrative and Other Operating Expenses			
		Other Taxes and Licenses	Royalty Fee	Franchise Fee	Research and Development Expense
		(10)	(11)	(12)	(13)
C102	Processing and preserving of fish, crustaceans and mollusks	2,315	8,532	-	-
C103	Processing and preserving of fruits and vegetables	-	-	-	-
C105	Manufacture of dairy products	S	S	S	S
C106	Manufacture of grain mill products, starches and starch products	2,123	-	-	-
C107	Manufacture of other food products	19,713	-	-	-
C108	Manufacture of prepared animal feeds	-	-	-	-
C110	Manufacture of beverages	4,954	-	-	-
C120	Manufacture of tobacco products	S	S	S	S
C131	Spinning, weaving and finishing of textiles	1	-	-	-
C141	Manufacture of wearing apparel, except fur apparel	-	-	-	-
C142	Custom tailoring and dressmaking	123	-	-	-
C152	Manufacture of footwear	-	-	-	-
C162	Manufacture of products of wood, cork, straw and plaiting materials	-	-	-	-
C170	Manufacture of paper and paper products	12,419	-	-	-
C181	Printing and service activities related to printing	314	-	-	-
C201	Manufacture of basic chemicals	2,911	20	-	-
C210	Manufacture of pharmaceuticals, medicinal chemical and botanical products	S	S	S	S
C221	Manufacture of rubber products	-	-	-	-
C231	Manufacture of glass and glass products	-	-	-	-
C239	Manufacture of non-metallic mineral products, n.e.c.	38,048	-	-	-
C241	Manufacture of basic iron and steel	45	-	-	-
C251	Manufacture of structural metal products, tanks, reservoirs and steam generators	957	-	-	-
C259	Manufacture of other fabricated metal products; metal working service activities	-	-	-	-
C273	Manufacture of wiring and wiring devices	S	S	S	S
C282	Manufacture of special purpose machinery	S	S	S	S
C292	Manufacture of bodies (coachwork) for motor vehicles; manufacture of trailers and semi-trailers	-	-	-	-

Table 5.3 Number of Establishments and General Administrative and Other Operating Expenses by Type for Manufacturing Establishments by Region and Industry Group: Philippines, 2018

(Values are in thousand PhP, except number of establishments. Details may not add up to total due to rounding and/or suppression.)

Continued

2009 PSIC Code	Region / Industry Description	General Administrative and Other Operating Expenses			
		Other Taxes and Licenses	Royalty Fee	Franchise Fee	Research and Development Expense
		(10)	(11)	(12)	(13)
C293	Manufacture of parts and accessories for motor vehicles	-	-	-	-
C309	Manufacture of transport equipment, n.e.c.	-	-	-	-
C321	Manufacture of jewelry, bijouterie and related articles	S	S	S	S
C324	Manufacture of games and toys	S	S	S	S
C329	Other manufacturing, n.e.c.	138	-	-	-
C331	Repair of fabricated metal products, machinery and equipment	169	-	-	-
II – Cagayan Valley		46,213	384	-	67
C101	Processing and preserving of meat	-	-	-	-
C102	Processing and preserving of fish, crustaceans and mollusks	-	-	-	-
C103	Processing and preserving of fruits and vegetables	37	-	-	-
C104	Manufacture of vegetable and animal oils and fats	S	S	S	S
C105	Manufacture of dairy products	56	-	-	-
C106	Manufacture of grain mill products, starches and starch products	16,243	-	-	-
C107	Manufacture of other food products	949	-	-	-
C108	Manufacture of prepared animal feeds	668	-	-	67
C110	Manufacture of beverages	1,845	-	-	-
C120	Manufacture of tobacco products	16,610	-	-	-
C131	Spinning, weaving and finishing of textiles	-	-	-	-
C139	Manufacture of other textiles	-	-	-	-
C142	Custom tailoring and dressmaking	127	-	-	-
C151	Tanning and dressing of leather; manufacture of luggage and handbags	-	-	-	-
C162	Manufacture of products of wood, cork, straw and plaiting materials	-	-	-	-
C181	Printing and service activities related to printing	1,325	-	-	-
C182	Reproduction of recorded media	-	-	-	-
C199	Manufacture of other fuel products	S	S	S	S
C201	Manufacture of basic chemicals	S	S	S	S
C222	Manufacture of plastics products	-	-	-	-
C239	Manufacture of non-metallic mineral products, n.e.c.	1,979	-	-	-
C241	Manufacture of basic iron and steel	-	-	-	-

Table 5.3 Number of Establishments and General Administrative and Other Operating Expenses by Type for Manufacturing Establishments by Region and Industry Group: Philippines, 2018

(Values are in thousand PhP, except number of establishments. Details may not add up to total due to rounding and/or suppression.)

Continued

2009 PSIC Code	Region / Industry Description	General Administrative and Other Operating Expenses			
		Other Taxes and Licenses	Royalty Fee	Franchise Fee	Research and Development Expense
		(10)	(11)	(12)	(13)
C251	Manufacture of structural metal products, tanks, reservoirs and steam generators	628	-	-	-
C252	Manufacture of weapons and ammunition	S	S	S	S
C259	Manufacture of other fabricated metal products; metal working service activities	-	-	-	-
C279	Manufacture of other electrical equipment	-	-	-	-
C282	Manufacture of special purpose machinery	979	384	-	-
C310	Manufacture of furniture	39	-	-	-
C321	Manufacture of jewelry, bijouterie and related articles	-	-	-	-
C329	Other manufacturing, n.e.c.	S	S	S	S
C331	Repair of fabricated metal products, machinery and equipment	358	-	-	-
III – Central Luzon		3,733,869	332,581	4,711	92,670
C101	Processing and preserving of meat	57,396	-	785	117
C102	Processing and preserving of fish, crustaceans and mollusks	16,967	-	-	-
C103	Processing and preserving of fruits and vegetables	20,392	-	-	13,950
C104	Manufacture of vegetable and animal oils and fats	346	-	-	-
C105	Manufacture of dairy products	1,347	-	-	-
C106	Manufacture of grain mill products, starches and starch products	12,448	-	-	-
C107	Manufacture of other food products	464,215	184,702	-	37,825
C108	Manufacture of prepared animal feeds	96,252	62,066	-	5,160
C110	Manufacture of beverages	223,641	-	-	896
C120	Manufacture of tobacco products	S	S	S	S
C131	Spinning, weaving and finishing of textiles	19,874	-	-	-
C139	Manufacture of other textiles	7,451	-	-	-
C141	Manufacture of wearing apparel, except fur apparel	11,189	-	-	48
C142	Custom tailoring and dressmaking	2,214	-	-	-
C143	Manufacture of knitted and crocheted apparel	702	-	-	-
C151	Tanning and dressing of leather; manufacture of luggage and handbags	5,362	-	-	-
C152	Manufacture of footwear	3,383	-	-	-
C161	Sawmilling and 771lanning of wood	S	S	S	S

Table 5.3 Number of Establishments and General Administrative and Other Operating Expenses by Type for Manufacturing Establishments by Region and Industry Group: Philippines, 2018

(Values are in thousand PhP, except number of establishments. Details may not add up to total due to rounding and/or suppression.)

Continued

2009 PSIC Code	Region / Industry Description	General Administrative and Other Operating Expenses			
		Other Taxes and Licenses	Royalty Fee	Franchise Fee	Research and Development Expense
		(10)	(11)	(12)	(13)
C162	Manufacture of products of wood, cork, straw and plaiting materials	2,306	1	-	-
C170	Manufacture of paper and paper products	128,346	2,677	-	97
C181	Printing and service activities related to printing	12,365	-	-	100
C192	Manufacture of refined petroleum products	422	-	-	-
C201	Manufacture of basic chemicals	26,613	417	-	-
C202	Manufacture of other chemical products, n.e.c.	50,445	-	-	214
C210	Manufacture of pharmaceuticals, medicinal chemical and botanical products	14,897	4,719	-	4,014
C221	Manufacture of rubber products	6,183	35,629	-	-
C222	Manufacture of plastics products	66,406	-	-	1,068
C231	Manufacture of glass and glass products	1,676	-	-	-
C239	Manufacture of non-metallic mineral products, n.e.c.	1,557,595	-	-	-
C241	Manufacture of basic iron and steel	58,880	-	-	-
C242	Manufacture of basic precious and other non-ferrous metals	364	-	-	-
C243	Casting of metals	5,307	-	-	-
C251	Manufacture of structural metal products, tanks, reservoirs and steam generators	9,357	-	-	-
C259	Manufacture of other fabricated metal products; metal working service activities	14,872	-	-	-
C261	Manufacture of electronic components	62,345	-	-	7,457
C262	Manufacture of computers and peripheral equipment and accessories	506,633	40,270	-	-
C263	Manufacture of communication equipment	S	S	S	S
C264	Manufacture of consumer electronics	302	-	-	-
C265	Manufacture of measuring, testing, navigating and control equipment; watches and clocks	102	-	-	-
C271	Manufacture of electric motors, generators, transformers and electricity distribution and control apparatus	645	19	-	-
C272	Manufacture of batteries and accumulators	S	S	S	S
C273	Manufacture of wiring and wiring devices	33,044	-	-	-

Table 5.3 Number of Establishments and General Administrative and Other Operating Expenses by Type for Manufacturing Establishments by Region and Industry Group: Philippines, 2018

(Values are in thousand PhP, except number of establishments. Details may not add up to total due to rounding and/or suppression.)

Continued

2009 PSIC Code	Region / Industry Description	General Administrative and Other Operating Expenses			
		Other Taxes and Licenses	Royalty Fee	Franchise Fee	Research and Development Expense
		(10)	(11)	(12)	(13)
C274	Manufacture of electric lighting equipment	1,767	-	-	717
C275	Manufacture of domestic appliances	6,115	-	-	-
C279	Manufacture of other electrical equipment	4,167	-	-	-
C281	Manufacture of general purpose machinery	998	-	-	-
C282	Manufacture of special purpose machinery	948	124	-	-
C291	Manufacture of motor vehicles	225	-	-	-
C292	Manufacture of bodies (coachwork) for motor vehicles; manufacture of trailers and semi-trailers	S	S	S	S
C293	Manufacture of parts and accessories for motor vehicles	96,340	-	-	-
C301	Building of ships and boats	S	S	S	S
C303	Manufacture of air and spacecraft and related machinery	126	-	-	-
C309	Manufacture of transport equipment, n.e.c.	120	-	-	-
C310	Manufacture of furniture	12,804	1,958	3,926	452
C321	Manufacture of jewelry, bijouterie and related articles	447	-	-	-
C322	Manufacture of musical instruments	S	S	S	S
C323	Manufacture of sports goods	6	-	-	-
C324	Manufacture of games and toys	65	-	-	-
C325	Manufacture of medical and dental instruments and supplies	8,901	-	-	3,240
C329	Other manufacturing, n.e.c.	2,046	-	-	-
C331	Repair of fabricated metal products, machinery and equipment	21,124	-	-	6,345
C332	Installation of industrial machinery and equipment	S	S	S	S
	IVA – CALABARZON	6,584,563	11,549,461	77,934	3,050,134
C101	Processing and preserving of meat	70,219	561,183	2,883	33
C102	Processing and preserving of fish, crustaceans and mollusks	19,195	277,799	-	563
C103	Processing and preserving of fruits and vegetables	34,531	-	-	11,661
C104	Manufacture of vegetable and animal oils and fats	42,903	-	-	155
C105	Manufacture of dairy products	288,782	557,551	-	-
C106	Manufacture of grain mill products, starches and starch products	55,204	-	-	3,309
C107	Manufacture of other food products	519,447	73,287	163	33,399

Table 5.3 Number of Establishments and General Administrative and Other Operating Expenses by Type for Manufacturing Establishments by Region and Industry Group: Philippines, 2018

(Values are in thousand PhP, except number of establishments. Details may not add up to total due to rounding and/or suppression.)

Continued

2009 PSIC Code	Region / Industry Description	General Administrative and Other Operating Expenses			
		Other Taxes and Licenses	Royalty Fee	Franchise Fee	Research and Development Expense
		(10)	(11)	(12)	(13)
C108	Manufacture of prepared animal feeds	19,444	-	-	415
C110	Manufacture of beverages	1,051,069	57,527	-	9,016
C120	Manufacture of tobacco products	43,405	768,979	-	4,211
C131	Spinning, weaving and finishing of textiles	5,254	-	-	-
C139	Manufacture of other textiles	2,160	-	-	-
C141	Manufacture of wearing apparel, except fur apparel	35,756	95,443	-	2,380
C142	Custom tailoring and dressmaking	743	-	-	-
C143	Manufacture of knitted and crocheted apparel	3,423	-	-	-
C151	Tanning and dressing of leather; manufacture of luggage and handbags	509	-	-	-
C152	Manufacture of footwear	1,850	8,807	-	-
C161	Sawmilling and planing of wood	S	S	S	S
C162	Manufacture of products of wood, cork, straw and plaiting materials	23,287	68,919	-	49
C170	Manufacture of paper and paper products	79,789	35,064	-	965
C181	Printing and service activities related to printing	20,152	-	-	603
C182	Reproduction of recorded media	S	S	S	S
C192	Manufacture of refined petroleum products	S	S	S	S
C199	Manufacture of other fuel products	S	S	S	S
C201	Manufacture of basic chemicals	78,964	5,492	-	4,312
C202	Manufacture of other chemical products, n.e.c.	1,795,243	2,707,019	-	41,140
C210	Manufacture of pharmaceuticals, medicinal chemical and botanical products	90,520	-	-	2,691
C221	Manufacture of rubber products	12,370	45,565	-	-
C222	Manufacture of plastics products	126,400	111,073	13	8,062
C231	Manufacture of glass and glass products	66,633	-	-	-
C239	Manufacture of non-metallic mineral products, n.e.c.	127,941	-	-	1,570
C241	Manufacture of basic iron and steel	91,108	-	-	-
C242	Manufacture of basic precious and other non-ferrous metals	3,359	-	12	-
C243	Casting of metals	14,801	13,045	-	678
C251	Manufacture of structural metal products, tanks, reservoirs and steam generators	58,008	-	-	3,990
C252	Manufacture of weapons and ammunition	S	S	S	S

Table 5.3 Number of Establishments and General Administrative and Other Operating Expenses by Type for Manufacturing Establishments by Region and Industry Group: Philippines, 2018

(Values are in thousand PhP, except number of establishments. Details may not add up to total due to rounding and/or suppression.)

Continued

2009 PSIC Code	Region / Industry Description	General Administrative and Other Operating Expenses			
		Other Taxes and Licenses	Royalty Fee	Franchise Fee	Research and Development Expense
		(10)	(11)	(12)	(13)
C259	Manufacture of other fabricated metal products; metal working service activities	107,486	26,649	249	4,054
C261	Manufacture of electronic components	609,978	1,023,225	-	34,897
C262	Manufacture of computers and peripheral equipment and accessories	18,604	12,643	-	-
C263	Manufacture of communication equipment	13,863	-	-	-
C264	Manufacture of consumer electronics	8,491	565,703	-	-
C265	Manufacture of measuring, testing, navigating and control equipment; watches and clocks	113	-	-	-
C267	Manufacture of optical instruments and photographic equipment	16,767	651	-	-
C271	Manufacture of electric motors, generators, transformers and electricity distribution and control apparatus	21,263	1,127	-	913
C272	Manufacture of batteries and accumulators	S	S	S	S
C273	Manufacture of wiring and wiring devices	38,371	-	-	5,326
C274	Manufacture of electric lighting equipment	2,900	5,041	-	-
C275	Manufacture of domestic appliances	10,154	-	-	8,569
C279	Manufacture of other electrical equipment	3,369	-	-	803,875
C281	Manufacture of general purpose machinery	145,890	32,653	-	-
C282	Manufacture of special purpose machinery	69,722	8,772	-	516
C291	Manufacture of motor vehicles	314,843	64,609	-	-
C292	Manufacture of bodies (coachwork) for motor vehicles; manufacture of trailers and semi-trailers	9,683	-	-	478
C293	Manufacture of parts and accessories for motor vehicles	102,974	3,048,265	53,949	9,155
C301	Building of ships and boats	-	-	-	-
C302	Manufacture of railway locomotive and rolling stock	S	S	S	S
C303	Manufacture of air and spacecraft and related machinery	S	S	S	S
C309	Manufacture of transport equipment, n.e.c.	250,420	889,665	-	81
C310	Manufacture of furniture	13,229	12,859	-	70
C321	Manufacture of jewelry, bijouterie and related articles	798	-	-	-

Table 5.3 Number of Establishments and General Administrative and Other Operating Expenses by Type for Manufacturing Establishments by Region and Industry Group: Philippines, 2018

(Values are in thousand PhP, except number of establishments. Details may not add up to total due to rounding and/or suppression.)

Continued

2009 PSIC Code	Region / Industry Description	General Administrative and Other Operating Expenses			
		Other Taxes and Licenses	Royalty Fee	Franchise Fee	Research and Development Expense
		(10)	(11)	(12)	(13)
C322	Manufacture of musical instruments	S	S	S	S
C323	Manufacture of sports goods	2,561	-	-	4,864
C324	Manufacture of games and toys	7,721	-	-	-
C325	Manufacture of medical and dental instruments and supplies	4,382	-	20,665	-
C329	Other manufacturing, n.e.c.	6,718	-	-	-
C331	Repair of fabricated metal products, machinery and equipment	14,193	-	-	640
C332	Installation of industrial machinery and equipment	S	S	S	S
	MIMAROPA	40,582	128	-	-
C101	Processing and preserving of meat	445	-	-	-
C102	Processing and preserving of fish, crustaceans and mollusks	S	S	S	S
C103	Processing and preserving of fruits and vegetables	S	S	S	S
C104	Manufacture of vegetable and animal oils and fats	9,257	-	-	-
C105	Manufacture of dairy products	18	-	-	-
C106	Manufacture of grain mill products, starches and starch products	5,601	-	-	-
C107	Manufacture of other food products	8,475	128	-	-
C110	Manufacture of beverages	384	-	-	-
C131	Spinning, weaving and finishing of textiles	1	-	-	-
C141	Manufacture of wearing apparel, except fur apparel	-	-	-	-
C142	Custom tailoring and dressmaking	401	-	-	-
C151	Tanning and dressing of leather; manufacture of luggage and handbags	-	-	-	-
C161	Sawmilling and planing of wood	-	-	-	-
C162	Manufacture of products of wood, cork, straw and plaiting materials	25	-	-	-
C181	Printing and service activities related to printing	170	-	-	-
C201	Manufacture of basic chemicals	-	-	-	-
C202	Manufacture of other chemical products, n.e.c.	S	S	S	S
C210	Manufacture of pharmaceuticals, medicinal chemical and botanical products	S	S	S	S
C222	Manufacture of plastics products	-	-	-	-
C239	Manufacture of non-metallic mineral products, n.e.c.	117	-	-	-
C241	Manufacture of basic iron and steel	-	-	-	-

Table 5.3 Number of Establishments and General Administrative and Other Operating Expenses by Type for Manufacturing Establishments by Region and Industry Group: Philippines, 2018

(Values are in thousand PhP, except number of establishments. Details may not add up to total due to rounding and/or suppression.)

Continued

2009 PSIC Code	Region / Industry Description	General Administrative and Other Operating Expenses			
		Other Taxes and Licenses	Royalty Fee	Franchise Fee	Research and Development Expense
		(10)	(11)	(12)	(13)
C242	Manufacture of basic precious and other non-ferrous metals	S	S	S	S
C259	Manufacture of other fabricated metal products; metal working service activities	53	-	-	-
C282	Manufacture of special purpose machinery	S	S	S	S
C310	Manufacture of furniture	-	-	-	-
C331	Repair of fabricated metal products, machinery and equipment	128	-	-	-
V – Bicol Region		94,503	4,310	-	2,558
C101	Processing and preserving of meat	621	2	-	43
C102	Processing and preserving of fish, crustaceans and mollusks	58	-	-	922
C103	Processing and preserving of fruits and vegetables	-	-	-	-
C104	Manufacture of vegetable and animal oils and fats	3,820	-	-	537
C105	Manufacture of dairy products	37	-	-	-
C106	Manufacture of grain mill products, starches and starch products	1,808	-	-	-
C107	Manufacture of other food products	6,528	4,308	-	-
C108	Manufacture of prepared animal feeds	1,312	-	-	-
C110	Manufacture of beverages	5,035	-	-	-
C120	Manufacture of tobacco products	S	S	S	S
C131	Spinning, weaving and finishing of textiles	-	-	-	-
C139	Manufacture of other textiles	1,127	-	-	120
C141	Manufacture of wearing apparel, except fur apparel	699	-	-	-
C142	Custom tailoring and dressmaking	204	-	-	-
C151	Tanning and dressing of leather; manufacture of luggage and handbags	3	-	-	-
C152	Manufacture of footwear	60	-	-	-
C162	Manufacture of products of wood, cork, straw and plaiting materials	647	-	-	-
C170	Manufacture of paper and paper products	3,408	-	-	-
C181	Printing and service activities related to printing	2,610	-	-	-
C201	Manufacture of basic chemicals	-	-	-	-
C210	Manufacture of pharmaceuticals, medicinal chemical and botanical products	-	-	-	-

Table 5.3 Number of Establishments and General Administrative and Other Operating Expenses by Type for Manufacturing Establishments by Region and Industry Group: Philippines, 2018

(Values are in thousand PhP, except number of establishments. Details may not add up to total due to rounding and/or suppression.)

Continued

2009 PSIC Code	Region / Industry Description	General Administrative and Other Operating Expenses			
		Other Taxes and Licenses	Royalty Fee	Franchise Fee	Research and Development Expense
		(10)	(11)	(12)	(13)
C231	Manufacture of glass and glass products	S	S	S	S
C239	Manufacture of non-metallic mineral products, n.e.c.	19,719	-	-	937
C241	Manufacture of basic iron and steel	3,395	-	-	-
C242	Manufacture of basic precious and other non-ferrous metals	S	S	S	S
C251	Manufacture of structural metal products, tanks, reservoirs and steam generators	699	-	-	-
C259	Manufacture of other fabricated metal products; metal working service activities	26	-	-	-
C281	Manufacture of general purpose machinery	951	-	-	-
C282	Manufacture of special purpose machinery	-	-	-	-
C293	Manufacture of parts and accessories for motor vehicles	-	-	-	-
C310	Manufacture of furniture	-	-	-	-
C329	Other manufacturing, n.e.c.	140	-	-	-
C331	Repair of fabricated metal products, machinery and equipment	410	-	-	-
	VI – Western Visayas	487,043	165	103	184
C101	Processing and preserving of meat	1,770	-	-	10
C102	Processing and preserving of fish, crustaceans and mollusks	1,713	-	-	-
C103	Processing and preserving of fruits and vegetables	S	S	S	S
C104	Manufacture of vegetable and animal oils and fats	180	-	-	-
C105	Manufacture of dairy products	119	-	-	-
C106	Manufacture of grain mill products, starches and starch products	770	-	-	-
C107	Manufacture of other food products	278,544	-	-	174
C108	Manufacture of prepared animal feeds	27,216	-	-	-
C110	Manufacture of beverages	85,786	165	103	-
C131	Spinning, weaving and finishing of textiles	1	-	-	-
C139	Manufacture of other textiles	-	-	-	-
C141	Manufacture of wearing apparel, except fur apparel	267	-	-	-
C142	Custom tailoring and dressmaking	309	-	-	-
C161	Sawmilling and 778lanning of wood	75	-	-	-

Table 5.3 Number of Establishments and General Administrative and Other Operating Expenses by Type for Manufacturing Establishments by Region and Industry Group: Philippines, 2018

(Values are in thousand PhP, except number of establishments. Details may not add up to total due to rounding and/or suppression.)

Continued

2009 PSIC Code	Region / Industry Description	General Administrative and Other Operating Expenses			
		Other Taxes and Licenses	Royalty Fee	Franchise Fee	Research and Development Expense
		(10)	(11)	(12)	(13)
C162	Manufacture of products of wood, cork, straw and plaiting materials	245	-	-	-
C181	Printing and service activities related to printing	780	-	-	-
C192	Manufacture of refined petroleum products	S	S	S	S
C201	Manufacture of basic chemicals	80,234	-	-	-
C202	Manufacture of other chemical products, n.e.c.	S	S	S	S
C210	Manufacture of pharmaceuticals, medicinal chemical and botanical products	626	-	-	-
C221	Manufacture of rubber products	33	-	-	-
C222	Manufacture of plastics products	308	-	-	-
C231	Manufacture of glass and glass products	39	-	-	-
C239	Manufacture of non-metallic mineral products, n.e.c.	4,719	-	-	-
C241	Manufacture of basic iron and steel	1,292	-	-	-
C243	Casting of metals	-	-	-	-
C251	Manufacture of structural metal products, tanks, reservoirs and steam generators	-	-	-	-
C259	Manufacture of other fabricated metal products; metal working service activities	454	-	-	-
C265	Manufacture of measuring, testing, navigating and control equipment; watches and clocks	S	S	S	S
C267	Manufacture of optical instruments and photographic equipment	S	S	S	S
C282	Manufacture of special purpose machinery	8	-	-	-
C293	Manufacture of parts and accessories for motor vehicles	-	-	-	-
C310	Manufacture of furniture	1,161	-	-	-
C321	Manufacture of jewelry, bijouterie and related articles	-	-	-	-
C329	Other manufacturing, n.e.c.	28	-	-	-
C331	Repair of fabricated metal products, machinery and equipment	159	-	-	-
VII – Central Visayas		2,277,593	124,049	2,988	14,787
C101	Processing and preserving of meat	33,631	-	-	1,064
C102	Processing and preserving of fish, crustaceans and mollusks	10,628	24	-	150

Table 5.3 Number of Establishments and General Administrative and Other Operating Expenses by Type for Manufacturing Establishments by Region and Industry Group: Philippines, 2018

(Values are in thousand PhP, except number of establishments. Details may not add up to total due to rounding and/or suppression.)

Continued

2009 PSIC Code	Region / Industry Description	General Administrative and Other Operating Expenses			
		Other Taxes and Licenses	Royalty Fee	Franchise Fee	Research and Development Expense
		(10)	(11)	(12)	(13)
C103	Processing and preserving of fruits and vegetables	11,377	-	-	4,190
C104	Manufacture of vegetable and animal oils and fats	56,277	-	-	24
C105	Manufacture of dairy products	736	-	-	-
C106	Manufacture of grain mill products, starches and starch products	8,931	-	-	-
C107	Manufacture of other food products	43,153	10,015	2,228	235
C108	Manufacture of prepared animal feeds	40,085	-	-	-
C110	Manufacture of beverages	74,539	48	-	3,552
C131	Spinning, weaving and finishing of textiles	10	-	-	-
C139	Manufacture of other textiles	729	-	-	8
C141	Manufacture of wearing apparel, except fur apparel	812	-	-	-
C142	Custom tailoring and dressmaking	55	-	-	-
C151	Tanning and dressing of leather; manufacture of luggage and handbags	S	S	S	S
C152	Manufacture of footwear	799	-	-	-
C161	Sawmilling and 780lanning of wood	71	-	-	-
C162	Manufacture of products of wood, cork, straw and plaiting materials	5,570	-	-	-
C170	Manufacture of paper and paper products	7,275	-	-	-
C181	Printing and service activities related to printing	1,369	259	761	-
C201	Manufacture of basic chemicals	21,257	-	-	-
C202	Manufacture of other chemical products, n.e.c.	2,246	-	-	-
C210	Manufacture of pharmaceuticals, medicinal chemical and botanical products	16,508	-	-	-
C221	Manufacture of rubber products	6,827	2,054	-	-
C222	Manufacture of plastics products	2,930	-	-	-
C231	Manufacture of glass and glass products	4,097	-	-	-
C239	Manufacture of non-metallic mineral products, n.e.c.	1,832,617	-	-	470
C241	Manufacture of basic iron and steel	19,312	-	-	65
C242	Manufacture of basic precious and other non-ferrous metals	S	S	S	S
C243	Casting of metals	379	-	-	-
C251	Manufacture of structural metal products, tanks, reservoirs and steam generators	1,683	-	-	-

Table 5.3 Number of Establishments and General Administrative and Other Operating Expenses by Type for Manufacturing Establishments by Region and Industry Group: Philippines, 2018

(Values are in thousand PhP, except number of establishments. Details may not add up to total due to rounding and/or suppression.)

Continued

2009 PSIC Code	Region / Industry Description	General Administrative and Other Operating Expenses			
		Other Taxes and Licenses	Royalty Fee	Franchise Fee	Research and Development Expense
		(10)	(11)	(12)	(13)
C252	Manufacture of weapons and ammunition	S	S	S	S
C259	Manufacture of other fabricated metal products; metal working service activities	9,907	41,537	-	-
C261	Manufacture of electronic components	629	-	-	-
C262	Manufacture of computers and peripheral equipment and accessories	S	S	S	S
C263	Manufacture of communication equipment	S	S	S	S
C264	Manufacture of consumer electronics	667	-	-	-
C265	Manufacture of measuring, testing, navigating and control equipment; watches and clocks	226	-	-	355
C267	Manufacture of optical instruments and photographic equipment	6,309	-	-	-
C271	Manufacture of electric motors, generators, transformers and electricity distribution and control apparatus	264	-	-	-
C273	Manufacture of wiring and wiring devices	S	S	S	S
C274	Manufacture of electric lighting equipment	142	-	-	-
C275	Manufacture of domestic appliances	S	S	S	S
C279	Manufacture of other electrical equipment	S	S	S	S
C281	Manufacture of general purpose machinery	379	-	-	-
C282	Manufacture of special purpose machinery	7	-	-	-
C291	Manufacture of motor vehicles	3,601	-	-	-
C293	Manufacture of parts and accessories for motor vehicles	11,306	-	-	1,500
C301	Building of ships and boats	6,224	-	-	-
C309	Manufacture of transport equipment, n.e.c.	719	-	-	-
C310	Manufacture of furniture	18,621	-	-	3,075
C321	Manufacture of jewelry, bijouterie and related articles	1,627	120	-	-
C322	Manufacture of musical instruments	S	S	S	S
C323	Manufacture of sports goods	S	S	S	S
C324	Manufacture of games and toys	S	S	S	S
C325	Manufacture of medical and dental instruments and supplies	2,372	68,017	-	-
C329	Other manufacturing, n.e.c.	2,538	-	-	101

Table 5.3 Number of Establishments and General Administrative and Other Operating Expenses by Type for Manufacturing Establishments by Region and Industry Group: Philippines, 2018

(Values are in thousand PhP, except number of establishments. Details may not add up to total due to rounding and/or suppression.)

Continued

2009 PSIC Code	Region / Industry Description	General Administrative and Other Operating Expenses			
		Other Taxes and Licenses	Royalty Fee	Franchise Fee	Research and Development Expense
		(10)	(11)	(12)	(13)
C331	Repair of fabricated metal products, machinery and equipment	3,178	-	-	-
	VIII – Eastern Visayas	76,611	-	2,478	-
C101	Processing and preserving of meat	S	S	S	S
C102	Processing and preserving of fish, crustaceans and mollusks	-	-	-	-
C103	Processing and preserving of fruits and vegetables	7	-	-	-
C104	Manufacture of vegetable and animal oils and fats	7,604	-	-	-
C105	Manufacture of dairy products	S	S	S	S
C106	Manufacture of grain mill products, starches and starch products	269	-	-	-
C107	Manufacture of other food products	27,237	-	-	-
C110	Manufacture of beverages	13,155	-	2,478	-
C131	Spinning, weaving and finishing of textiles	26	-	-	-
C139	Manufacture of other textiles	S	S	S	S
C141	Manufacture of wearing apparel, except fur apparel	-	-	-	-
C142	Custom tailoring and dressmaking	309	-	-	-
C162	Manufacture of products of wood, cork, straw and plaiting materials	-	-	-	-
C170	Manufacture of paper and paper products	5,295	-	-	-
C181	Printing and service activities related to printing	1,194	-	-	-
C201	Manufacture of basic chemicals	3,176	-	-	-
C210	Manufacture of pharmaceuticals, medicinal chemical and botanical products	S	S	S	S
C222	Manufacture of plastics products	141	-	-	-
C231	Manufacture of glass and glass products	166	-	-	-
C239	Manufacture of non-metallic mineral products, n.e.c.	-	-	-	-
C241	Manufacture of basic iron and steel	-	-	-	-
C242	Manufacture of basic precious and other non-ferrous metals	S	S	S	S
C243	Casting of metals	S	S	S	S
C251	Manufacture of structural metal products, tanks, reservoirs and steam generators	-	-	-	-

Table 5.3 Number of Establishments and General Administrative and Other Operating Expenses by Type for Manufacturing Establishments by Region and Industry Group: Philippines, 2018

(Values are in thousand PhP, except number of establishments. Details may not add up to total due to rounding and/or suppression.)

Continued

2009 PSIC Code	Region / Industry Description	General Administrative and Other Operating Expenses			
		Other Taxes and Licenses	Royalty Fee	Franchise Fee	Research and Development Expense
		(10)	(11)	(12)	(13)
C259	Manufacture of other fabricated metal products; metal working service activities	-	-	-	-
C273	Manufacture of wiring and wiring devices	S	S	S	S
C282	Manufacture of special purpose machinery	S	S	S	S
C310	Manufacture of furniture	392	-	-	-
C321	Manufacture of jewelry, bijouterie and related articles	-	-	-	-
C329	Other manufacturing, n.e.c.	249	-	-	-
C331	Repair of fabricated metal products, machinery and equipment	543	-	-	-
	IX – Zamboanga Peninsula	113,733	168,364	-	-
C101	Processing and preserving of meat	20,812	-	-	-
C102	Processing and preserving of fish, crustaceans and mollusks	34,770	168,364	-	-
C104	Manufacture of vegetable and animal oils and fats	38,146	-	-	-
C105	Manufacture of dairy products	-	-	-	-
C106	Manufacture of grain mill products, starches and starch products	1,491	-	-	-
C107	Manufacture of other food products	6,716	-	-	-
C108	Manufacture of prepared animal feeds	S	S	S	S
C110	Manufacture of beverages	44	-	-	-
C139	Manufacture of other textiles	S	S	S	S
C142	Custom tailoring and dressmaking	6	-	-	-
C161	Sawmilling and planing of wood	-	-	-	-
C162	Manufacture of products of wood, cork, straw and plaiting materials	S	S	S	S
C181	Printing and service activities related to printing	-	-	-	-
C221	Manufacture of rubber products	210	-	-	-
C222	Manufacture of plastics products	597	-	-	-
C231	Manufacture of glass and glass products	7	-	-	-
C239	Manufacture of non-metallic mineral products, n.e.c.	-	-	-	-
C241	Manufacture of basic iron and steel	45	-	-	-
C251	Manufacture of structural metal products, tanks, reservoirs and steam generators	242	-	-	-
C259	Manufacture of other fabricated metal products; metal working service activities	9,093	-	-	-

Table 5.3 Number of Establishments and General Administrative and Other Operating Expenses by Type for Manufacturing Establishments by Region and Industry Group: Philippines, 2018

(Values are in thousand PhP, except number of establishments. Details may not add up to total due to rounding and/or suppression.)

Continued

2009 PSIC Code	Region / Industry Description	General Administrative and Other Operating Expenses			
		Other Taxes and Licenses	Royalty Fee	Franchise Fee	Research and Development Expense
		(10)	(11)	(12)	(13)
C310	Manufacture of furniture	53	-	-	-
C321	Manufacture of jewelry, bijouterie and related articles	S	S	S	S
C329	Other manufacturing, n.e.c.	-	-	-	-
C331	Repair of fabricated metal products, machinery and equipment	60	-	-	-
	X – Northern Mindanao	820,408	21,315	-	238,021
C101	Processing and preserving of meat	3,614	-	-	-
C102	Processing and preserving of fish, crustaceans and mollusks	S	S	S	S
C103	Processing and preserving of fruits and vegetables	15,973	-	-	235,693
C104	Manufacture of vegetable and animal oils and fats	84,679	-	-	-
C105	Manufacture of dairy products	41	-	-	-
C106	Manufacture of grain mill products, starches and starch products	37,415	9,539	-	-
C107	Manufacture of other food products	6,394	-	-	-
C108	Manufacture of prepared animal feeds	611,091	-	-	-
C110	Manufacture of beverages	9,129	-	-	-
C131	Spinning, weaving and finishing of textiles	-	-	-	-
C139	Manufacture of other textiles	-	-	-	-
C141	Manufacture of wearing apparel, except fur apparel	968	-	-	-
C142	Custom tailoring and dressmaking	676	58	-	-
C152	Manufacture of footwear	1,764	-	-	-
C161	Sawmilling and 784lanning of wood	264	-	-	-
C162	Manufacture of products of wood, cork, straw and plaiting materials	2,088	-	-	-
C170	Manufacture of paper and paper products	4,364	20	-	65
C181	Printing and service activities related to printing	1,502	-	-	-
C192	Manufacture of refined petroleum products	-	-	-	-
C201	Manufacture of basic chemicals	14,227	1,474	-	1,768
C202	Manufacture of other chemical products, n.e.c.	6,152	9,941	-	-
C210	Manufacture of pharmaceuticals, medicinal chemical and botanical products	S	S	S	S
C221	Manufacture of rubber products	S	S	S	S
C222	Manufacture of plastics products	2,562	-	-	-

Table 5.3 Number of Establishments and General Administrative and Other Operating Expenses by Type for Manufacturing Establishments by Region and Industry Group: Philippines, 2018

(Values are in thousand PhP, except number of establishments. Details may not add up to total due to rounding and/or suppression.)

Continued

2009 PSIC Code	Region / Industry Description	General Administrative and Other Operating Expenses			
		Other Taxes and Licenses	Royalty Fee	Franchise Fee	Research and Development Expense
		(10)	(11)	(12)	(13)
C231	Manufacture of glass and glass products	-	-	-	-
C239	Manufacture of non-metallic mineral products, n.e.c.	6,786	-	-	-
C241	Manufacture of basic iron and steel	7,226	-	-	-
C243	Casting of metals	-	-	-	-
C251	Manufacture of structural metal products, tanks, reservoirs and steam generators	1,001	-	-	-
C259	Manufacture of other fabricated metal products; metal working service activities	9	-	-	-
C264	Manufacture of consumer electronics	S	S	S	S
C271	Manufacture of electric motors, generators, transformers and electricity distribution and control apparatus	S	S	S	S
C281	Manufacture of general purpose machinery	S	S	S	S
C282	Manufacture of special purpose machinery	S	S	S	S
C291	Manufacture of motor vehicles	-	-	-	-
C293	Manufacture of parts and accessories for motor vehicles	1	-	-	-
C310	Manufacture of furniture	794	-	-	-
C321	Manufacture of jewelry, bijouterie and related articles	S	S	S	S
C324	Manufacture of games and toys	S	S	S	S
C329	Other manufacturing, n.e.c.	S	S	S	S
C331	Repair of fabricated metal products, machinery and equipment	747	-	-	496
	XI – Davao Region	460,411	308,662	-	6,155
C101	Processing and preserving of meat	1,747	-	-	-
C102	Processing and preserving of fish, crustaceans and mollusks	-	-	-	-
C103	Processing and preserving of fruits and vegetables	1,012	-	-	2,245
C104	Manufacture of vegetable and animal oils and fats	95,866	-	-	70
C105	Manufacture of dairy products	-	-	-	-
C106	Manufacture of grain mill products, starches and starch products	4,356	-	-	-
C107	Manufacture of other food products	82,538	32,014	-	-
C108	Manufacture of prepared animal feeds	81,777	-	-	1,847
C110	Manufacture of beverages	43,634	-	-	1,326

Table 5.3 Number of Establishments and General Administrative and Other Operating Expenses by Type for Manufacturing Establishments by Region and Industry Group: Philippines, 2018

(Values are in thousand PhP, except number of establishments. Details may not add up to total due to rounding and/or suppression.)

Continued

2009 PSIC Code	Region / Industry Description	General Administrative and Other Operating Expenses			
		Other Taxes and Licenses	Royalty Fee	Franchise Fee	Research and Development Expense
		(10)	(11)	(12)	(13)
C120	Manufacture of tobacco products	S	S	S	S
C139	Manufacture of other textiles	266	380	-	-
C141	Manufacture of wearing apparel, except fur apparel	206	-	-	-
C142	Custom tailoring and dressmaking	458	-	-	-
C152	Manufacture of footwear	307	-	-	-
C161	Sawmilling and 786lanning of wood	-	-	-	-
C162	Manufacture of products of wood, cork, straw and plaiting materials	6,505	-	-	-
C170	Manufacture of paper and paper products	13,386	-	-	563
C181	Printing and service activities related to printing	10,525	-	-	-
C192	Manufacture of refined petroleum products	S	S	S	S
C201	Manufacture of basic chemicals	270	-	-	-
C202	Manufacture of other chemical products, n.e.c.	28,660	276,268	-	-
C210	Manufacture of pharmaceuticals, medicinal chemical and botanical products	456	-	-	-
C221	Manufacture of rubber products	256	-	-	-
C222	Manufacture of plastics products	37,056	-	-	105
C231	Manufacture of glass and glass products	176	-	-	-
C239	Manufacture of non-metallic mineral products, n.e.c.	35,979	-	-	-
C241	Manufacture of basic iron and steel	1,373	-	-	-
C242	Manufacture of basic precious and other non-ferrous metals	145	-	-	-
C243	Casting of metals	S	S	S	S
C251	Manufacture of structural metal products, tanks, reservoirs and steam generators	4,288	-	-	-
C252	Manufacture of weapons and ammunition	S	S	S	S
C259	Manufacture of other fabricated metal products; metal working service activities	2,034	-	-	-
C265	Manufacture of measuring, testing, navigating and control equipment; watches and clocks	S	S	S	S
C271	Manufacture of electric motors, generators, transformers and electricity distribution and control apparatus	S	S	S	S
C275	Manufacture of domestic appliances	15	-	-	-

Table 5.3 Number of Establishments and General Administrative and Other Operating Expenses by Type for Manufacturing Establishments by Region and Industry Group: Philippines, 2018

(Values are in thousand PhP, except number of establishments. Details may not add up to total due to rounding and/or suppression.)

Continued

2009 PSIC Code	Region / Industry Description	General Administrative and Other Operating Expenses			
		Other Taxes and Licenses	Royalty Fee	Franchise Fee	Research and Development Expense
		(10)	(11)	(12)	(13)
C281	Manufacture of general purpose machinery	7	-	-	-
C282	Manufacture of special purpose machinery	150	-	-	-
C291	Manufacture of motor vehicles	S	S	S	S
C293	Manufacture of parts and accessories for motor vehicles	36	-	-	-
C301	Building of ships and boats	S	S	S	S
C310	Manufacture of furniture	1,421	-	-	-
C321	Manufacture of jewelry, bijouterie and related articles	1,149	-	-	-
C329	Other manufacturing, n.e.c.	826	-	-	-
C331	Repair of fabricated metal products, machinery and equipment	3,060	-	-	-
	XII – SOCCSKSARGEN	141,815	19,978	-	398
C101	Processing and preserving of meat	2,350	-	-	-
C102	Processing and preserving of fish, crustaceans and mollusks	55,256	-	-	16
C103	Processing and preserving of fruits and vegetables	S	S	S	S
C104	Manufacture of vegetable and animal oils and fats	26,244	19,978	-	-
C105	Manufacture of dairy products	-	-	-	-
C106	Manufacture of grain mill products, starches and starch products	2,938	-	-	-
C107	Manufacture of other food products	12,709	-	-	329
C108	Manufacture of prepared animal feeds	3,787	-	-	-
C110	Manufacture of beverages	261	-	-	-
C131	Spinning, weaving and finishing of textiles	21	-	-	-
C139	Manufacture of other textiles	-	-	-	-
C141	Manufacture of wearing apparel, except fur apparel	-	-	-	-
C142	Custom tailoring and dressmaking	-	-	-	-
C161	Sawmilling and planing of wood	49	-	-	-
C162	Manufacture of products of wood, cork, straw and plaiting materials	-	-	-	-
C170	Manufacture of paper and paper products	-	-	-	-
C181	Printing and service activities related to printing	4,699	-	-	-
C192	Manufacture of refined petroleum products	S	S	S	S
C201	Manufacture of basic chemicals	1,226	-	-	-

Table 5.3 Number of Establishments and General Administrative and Other Operating Expenses by Type for Manufacturing Establishments by Region and Industry Group: Philippines, 2018

(Values are in thousand PhP, except number of establishments. Details may not add up to total due to rounding and/or suppression.)

Continued

2009 PSIC Code	Region / Industry Description	General Administrative and Other Operating Expenses			
		Other Taxes and Licenses	Royalty Fee	Franchise Fee	Research and Development Expense
		(10)	(11)	(12)	(13)
C202	Manufacture of other chemical products, n.e.c.	S	S	S	S
C221	Manufacture of rubber products	S	S	S	S
C222	Manufacture of plastics products	S	S	S	S
C231	Manufacture of glass and glass products	S	S	S	S
C239	Manufacture of non-metallic mineral products, n.e.c.	12	-	-	-
C241	Manufacture of basic iron and steel	306	-	-	-
C243	Casting of metals	S	S	S	S
C251	Manufacture of structural metal products, tanks, reservoirs and steam generators	142	-	-	-
C259	Manufacture of other fabricated metal products; metal working service activities	10,752	-	-	-
C301	Building of ships and boats	S	S	S	S
C310	Manufacture of furniture	1,197	-	-	53
C323	Manufacture of sports goods	S	S	S	S
C331	Repair of fabricated metal products, machinery and equipment	19,101	-	-	-
	XIII – Caraga	141,268	-	-	630
C101	Processing and preserving of meat	-	-	-	-
C102	Processing and preserving of fish, crustaceans and mollusks	S	S	S	S
C103	Processing and preserving of fruits and vegetables	S	S	S	S
C104	Manufacture of vegetable and animal oils and fats	22,460	-	-	-
C106	Manufacture of grain mill products, starches and starch products	440	-	-	-
C107	Manufacture of other food products	5,281	-	-	-
C108	Manufacture of prepared animal feeds	-	-	-	-
C110	Manufacture of beverages	-	-	-	-
C139	Manufacture of other textiles	-	-	-	-
C141	Manufacture of wearing apparel, except fur apparel	-	-	-	-
C142	Custom tailoring and dressmaking	-	-	-	-
C161	Sawmilling and planing of wood	95	-	-	20
C162	Manufacture of products of wood, cork, straw and plaiting materials	2,764	-	-	-
C181	Printing and service activities related to printing	206	-	-	-
C201	Manufacture of basic chemicals	S	S	S	S

Table 5.3 Number of Establishments and General Administrative and Other Operating Expenses by Type for Manufacturing Establishments by Region and Industry Group: Philippines, 2018

(Values are in thousand PhP, except number of establishments. Details may not add up to total due to rounding and/or suppression.)

Continued

2009 PSIC Code	Region / Industry Description	General Administrative and Other Operating Expenses			
		Other Taxes and Licenses	Royalty Fee	Franchise Fee	Research and Development Expense
		(10)	(11)	(12)	(13)
C202	Manufacture of other chemical products, n.e.c.	11	-	-	-
C231	Manufacture of glass and glass products	S	S	S	S
C239	Manufacture of non-metallic mineral products, n.e.c.	1,229	-	-	-
C241	Manufacture of basic iron and steel	-	-	-	-
C242	Manufacture of basic precious and other non-ferrous metals	S	S	S	S
C259	Manufacture of other fabricated metal products; metal working service activities	519	-	-	-
C275	Manufacture of domestic appliances	-	-	-	-
C301	Building of ships and boats	S	S	S	S
C309	Manufacture of transport equipment, n.e.c.	-	-	-	-
C310	Manufacture of furniture	1,781	-	-	-
C321	Manufacture of jewelry, bijouterie and related articles	17	-	-	-
C324	Manufacture of games and toys	-	-	-	-
C329	Other manufacturing, n.e.c.	72	-	-	-
C331	Repair of fabricated metal products, machinery and equipment	692	-	-	-
	Autonomous Region in Muslim Mindanao	32,921	-	-	743
C104	Manufacture of vegetable and animal oils and fats	S	S	S	S
C106	Manufacture of grain mill products, starches and starch products	22,453	-	-	-
C107	Manufacture of other food products	424	-	-	-
C108	Manufacture of prepared animal feeds	-	-	-	-
C110	Manufacture of beverages	-	-	-	743
C142	Custom tailoring and dressmaking	-	-	-	-
C181	Printing and service activities related to printing	-	-	-	-
C221	Manufacture of rubber products	S	S	S	S
C239	Manufacture of non-metallic mineral products, n.e.c.	-	-	-	-
C251	Manufacture of structural metal products, tanks, reservoirs and steam generators	-	-	-	-
C310	Manufacture of furniture	-	-	-	-

Table 5.3 Number of Establishments and General Administrative and Other Operating Expenses by Type for Manufacturing Establishments by Region and Industry Group: Philippines, 2018

(Values are in thousand PhP, except number of establishments. Details may not add up to total due to rounding and/or suppression.)

Continued

2009 PSIC Code	Region / Industry Description	General Administrative and Other Operating Expenses				
		Environmental Protection Expense	Other Depreciation Expense	Other Amortization Expense	Foreign Exchange Losses	Charitable Donations and Grants
		(14)	(15)	(16)	(17)	(18)
	Philippines	1,884,513	29,645,430	5,087,343	17,330,061	1,307,390
C101	Processing and preserving of meat	559,536	486,741	44,418	6,860	14,374
C102	Processing and preserving of fish, crustaceans and mollusks	1,654	265,937	32,325	66,526	4,335
C103	Processing and preserving of fruits and vegetables	547	410,142	19,410	450	48,421
C104	Manufacture of vegetable and animal oils and fats	1,591	328,501	30,134	441,263	6,093
C105	Manufacture of dairy products	1,127	299,337	5,347	4,821	15,749
C106	Manufacture of grain mill products, starches and starch products	1,037	695,083	8,740	5,132	40,093
C107	Manufacture of other food products	18,742	1,931,380	73,902	26,208	234,793
C108	Manufacture of prepared animal feeds	1,409	763,195	60,596	11,519	44,445
C110	Manufacture of beverages	5,439	8,489,843	3,538,635	31,934	309,542
C120	Manufacture of tobacco products	1,288	260,870	185,714	81,351	80,749
C131	Spinning, weaving and finishing of textiles	1,791	40,061	1,265	2,053	84
C139	Manufacture of other textiles	389	106,607	409	70,562	1,515
C141	Manufacture of wearing apparel, except fur apparel	1,007	248,620	55,595	175,841	31,553
C142	Custom tailoring and dressmaking	74	21,128	-	-	929
C143	Manufacture of knitted and crocheted apparel	-	10,494	62	18,238	1,477
C151	Tanning and dressing of leather; manufacture of luggage and handbags	20	32,740	4,339	263,215	1,430
C152	Manufacture of footwear	2,312	48,851	3,311	20,807	507
C161	Sawmilling and planing of wood	220	22,961	1,099	227	12
C162	Manufacture of products of wood, cork, straw and plaiting materials	6,385	123,962	185	14,589	4,525
C170	Manufacture of paper and paper products	3,757	378,713	39,729	130,975	24,648
C181	Printing and service activities related to printing	281	411,489	5,248	7,264	20,184
C182	Reproduction of recorded media	-	2,103	-	-	-
C192	Manufacture of refined petroleum products	62	468,934	195	176,788	250
C199	Manufacture of other fuel products	-	14,166	2,708	2,371	-
C201	Manufacture of basic chemicals	6,445	1,110,881	10,047	346,077	13,350
C202	Manufacture of other chemical products, n.e.c.	6,953	599,263	39,980	758,802	21,982
C203	Manufacture of man-made fibers	S	S	S	S	S
C210	Manufacture of pharmaceuticals, medicinal chemical and botanical products	632,401	1,505,564	80,880	19,694	205,683
C221	Manufacture of rubber products	923	75,786	1,876	126,238	1,822

Table 5.3 Number of Establishments and General Administrative and Other Operating Expenses by Type for Manufacturing Establishments by Region and Industry Group: Philippines, 2018

(Values are in thousand PhP, except number of establishments. Details may not add up to total due to rounding and/or suppression.)

Continued

2009 PSIC Code	Region / Industry Description	General Administrative and Other Operating Expenses				
		Environmental Protection Expense	Other Depreciation Expense	Other Amortization Expense	Foreign Exchange Losses	Charitable Donations and Grants
		(14)	(15)	(16)	(17)	(18)
C222	Manufacture of plastics products	11,825	621,828	27,235	140,203	16,532
C231	Manufacture of glass and glass products	1,261	39,256	433	164,388	459
C239	Manufacture of non-metallic mineral products, n.e.c.	49,343	706,142	81,995	155,511	33,193
C241	Manufacture of basic iron and steel	687	377,155	7,421	266,948	57,735
C242	Manufacture of basic precious and other non-ferrous metals	23,849	72,760	788	8,236,764	3,295
C243	Casting of metals	119	52,519	626	9,560	1,795
C251	Manufacture of structural metal products, tanks, reservoirs and steam generators	457	240,924	5,621	23,489	3,306
C252	Manufacture of weapons and ammunition	539	6,322	-	-	59
C259	Manufacture of other fabricated metal products; metal working service activities	4,330	379,930	17,807	304,642	9,808
C261	Manufacture of electronic components	486,811	1,245,841	46,864	1,304,748	4,086
C262	Manufacture of computers and peripheral equipment and accessories	-	3,436,559	10,360	83,365	328
C263	Manufacture of communication equipment	-	43,538	5	67,230	114
C264	Manufacture of consumer electronics	4,878	169,328	8,980	72,938	158
C265	Manufacture of measuring, testing, navigating and control equipment; watches and clocks	-	23,352	71	44,658	868
C267	Manufacture of optical instruments and photographic equipment	5,984	63,221	957	151,413	190
C271	Manufacture of electric motors, generators, transformers and electricity distribution and control apparatus	3,411	69,479	3,352	147,018	2,816
C272	Manufacture of batteries and accumulators	-	14,829	-	-	-
C273	Manufacture of wiring and wiring devices	53	78,949	2,813	63,001	1,923
C274	Manufacture of electric lighting equipment	39	45,665	295	3,229	914
C275	Manufacture of domestic appliances	-	53,990	147	13,389	1,256
C279	Manufacture of other electrical equipment	816	31,525	165	17,769	186
C281	Manufacture of general purpose machinery	5,077	369,208	45,459	380,046	3,153
C282	Manufacture of special purpose machinery	811	175,597	7,079	218,858	2,215
C291	Manufacture of motor vehicles	300	167,164	8,553	148,141	532

Table 5.3 Number of Establishments and General Administrative and Other Operating Expenses by Type for Manufacturing Establishments by Region and Industry Group: Philippines, 2018

(Values are in thousand PhP, except number of establishments. Details may not add up to total due to rounding and/or suppression.)

Continued

2009 PSIC Code	Region / Industry Description	General Administrative and Other Operating Expenses				
		Environmental Protection Expense	Other Depreciation Expense	Other Amortization Expense	Foreign Exchange Losses	Charitable Donations and Grants
		(14)	(15)	(16)	(17)	(18)
C292	Manufacture of bodies (coachwork) for motor vehicles; manufacture of trailers and semi-trailers	514	41,508	1,177	2,521	340
C293	Manufacture of parts and accessories for motor vehicles	8,263	649,365	26,253	1,438,507	2,592
C301	Building of ships and boats	9	136,461	6	13,358	15,652
C302	Manufacture of railway locomotive and rolling stock	S	S	S	S	S
C303	Manufacture of air and spacecraft and related machinery	94	33,937	440,378	11,745	2
C309	Manufacture of transport equipment, n.e.c.	12,436	408,889	25,348	730,857	1,806
C310	Manufacture of furniture	4,652	120,693	22,299	39,409	1,637
C321	Manufacture of jewelry, bijouterie and related articles	556	17,452	13	-	214
C322	Manufacture of musical instruments	-	968	-	-	-
C323	Manufacture of sports goods	8	9,547	-	6,642	-
C324	Manufacture of games and toys	-	8,820	27,973	4,102	634
C325	Manufacture of medical and dental instruments and supplies	348	266,221	6,632	175,471	1,125
C329	Other manufacturing, n.e.c.	148	26,893	513	15,656	1,909
C331	Repair of fabricated metal products, machinery and equipment	1,503	284,096	13,579	64,620	7,986
C332	Installation of industrial machinery and equipment	-	474	-	60	30
	National Capital Region	24,296	4,938,708	2,875,130	656,528	801,112
C101	Processing and preserving of meat	94	164,366	5,423	2,852	2,388
C102	Processing and preserving of fish, crustaceans and mollusks	-	59,984	16,282	-	34
C103	Processing and preserving of fruits and vegetables	15	135,485	2,739	-	47,109
C104	Manufacture of vegetable and animal oils and fats	294	136,336	3,650	156,206	829
C105	Manufacture of dairy products	138	109,372	5,325	4,821	15,675
C106	Manufacture of grain mill products, starches and starch products	-	393,828	-	518	1,927
C107	Manufacture of other food products	10,620	504,156	36,494	3,950	42,258
C108	Manufacture of prepared animal feeds	-	162,953	-	-	-
C110	Manufacture of beverages	-	511,205	2,576,120	31,000	304,445
C120	Manufacture of tobacco products	1,288	164,213	126,918	29,005	43,727
C131	Spinning, weaving and finishing of textiles	100	4,286	-	-	-
C139	Manufacture of other textiles	-	32,891	394	-	340
C141	Manufacture of wearing apparel, except fur apparel	-	109,076	4,418	5,982	28,247

Table 5.3 Number of Establishments and General Administrative and Other Operating Expenses by Type for Manufacturing Establishments by Region and Industry Group: Philippines, 2018

(Values are in thousand PhP, except number of establishments. Details may not add up to total due to rounding and/or suppression.)

Continued

2009 PSIC Code	Region / Industry Description	General Administrative and Other Operating Expenses				
		Environmental Protection Expense	Other Depreciation Expense	Other Amortization Expense	Foreign Exchange Losses	Charitable Donations and Grants
		(14)	(15)	(16)	(17)	(18)
C142	Custom tailoring and dressmaking	-	12,483	-	-	768
C143	Manufacture of knitted and crocheted apparel	-	4,856	-	242	1,384
C151	Tanning and dressing of leather; manufacture of luggage and handbags	-	5,232	-	-	67
C152	Manufacture of footwear	-	14,260	196	-	288
C161	Sawmilling and planing of wood	-	863	-	-	-
C162	Manufacture of products of wood, cork, straw and plaiting materials	-	5,710	-	19	36
C170	Manufacture of paper and paper products	551	153,988	15,773	3,591	11,594
C181	Printing and service activities related to printing	14	292,256	5,212	4,140	15,726
C192	Manufacture of refined petroleum products	-	16	-	-	-
C199	Manufacture of other fuel products	S	S	S	S	S
C201	Manufacture of basic chemicals	-	124,250	3,550	2,183	9,133
C202	Manufacture of other chemical products, n.e.c.	4,213	219,411	24,324	138,316	13,214
C203	Manufacture of man-made fibers	S	S	S	S	S
C210	Manufacture of pharmaceuticals, medicinal chemical and botanical products	-	564,931	2,349	13,695	193,744
C221	Manufacture of rubber products	-	26,951	297	233	66
C222	Manufacture of plastics products	5,531	202,040	9,877	1,555	4,594
C231	Manufacture of glass and glass products	-	23,269	86	11,010	377
C239	Manufacture of non-metallic mineral products, n.e.c.	65	55,979	3,153	1,488	6,598
C241	Manufacture of basic iron and steel	20	68,599	40	24,227	38,435
C242	Manufacture of basic precious and other non-ferrous metals	-	13,350	-	2,387	556
C243	Casting of metals	-	5,550	1	-	1,299
C251	Manufacture of structural metal products, tanks, reservoirs and steam generators	59	66,743	223	15,280	1,943
C252	Manufacture of weapons and ammunition	-	5,559	-	-	43
C259	Manufacture of other fabricated metal products; metal working service activities	250	78,231	7,345	6,980	6,507
C261	Manufacture of electronic components	749	88,284	-	19,603	460
C262	Manufacture of computers and peripheral equipment and accessories	S	S	S	S	S
C264	Manufacture of consumer electronics	-	5,430	470	721	-

Table 5.3 Number of Establishments and General Administrative and Other Operating Expenses by Type for Manufacturing Establishments by Region and Industry Group: Philippines, 2018

(Values are in thousand PhP, except number of establishments. Details may not add up to total due to rounding and/or suppression.)

Continued

2009 PSIC Code	Region / Industry Description	General Administrative and Other Operating Expenses				
		Environmental Protection Expense	Other Depreciation Expense	Other Amortization Expense	Foreign Exchange Losses	Charitable Donations and Grants
		(14)	(15)	(16)	(17)	(18)
C265	Manufacture of measuring, testing, navigating and control equipment; watches and clocks	-	1,873	-	-	101
C267	Manufacture of optical instruments and photographic equipment	S	S	S	S	S
C271	Manufacture of electric motors, generators, transformers and electricity distribution and control apparatus	-	7,144	-	10	373
C272	Manufacture of batteries and accumulators	S	S	S	S	S
C273	Manufacture of wiring and wiring devices	-	7,943	376	-	867
C274	Manufacture of electric lighting equipment	-	8,102	289	-	160
C275	Manufacture of domestic appliances	-	34,330	147	13,141	1,032
C279	Manufacture of other electrical equipment	128	1,156	-	-	3
C281	Manufacture of general purpose machinery	-	52,846	1,747	29,557	579
C282	Manufacture of special purpose machinery	-	9,933	75	1,254	136
C291	Manufacture of motor vehicles	-	2,242	-	-	121
C292	Manufacture of bodies (coachwork) for motor vehicles; manufacture of trailers and semi-trailers	-	5,918	570	567	18
C293	Manufacture of parts and accessories for motor vehicles	-	23,453	251	39,446	-
C301	Building of ships and boats	9	2,849	-	-	220
C303	Manufacture of air and spacecraft and related machinery	S	S	S	S	S
C309	Manufacture of transport equipment, n.e.c.	-	43,698	2,167	73,825	-
C310	Manufacture of furniture	-	57,057	15,541	-	386
C321	Manufacture of jewelry, bijouterie and related articles	-	1,948	-	-	-
C322	Manufacture of musical instruments	S	S	S	S	S
C323	Manufacture of sports goods	-	1,626	-	-	-
C324	Manufacture of games and toys	-	1,459	-	-	-
C325	Manufacture of medical and dental instruments and supplies	-	11,543	280	656	506
C329	Other manufacturing, n.e.c.	45	12,151	-	2,012	315
C331	Repair of fabricated metal products, machinery and equipment	113	116,933	2,796	13,579	2,454
C332	Installation of industrial machinery and equipment	-	474	-	-	30

Table 5.3 Number of Establishments and General Administrative and Other Operating Expenses by Type for Manufacturing Establishments by Region and Industry Group: Philippines, 2018

(Values are in thousand PhP, except number of establishments. Details may not add up to total due to rounding and/or suppression.)

Continued

2009 PSIC Code	Region / Industry Description	General Administrative and Other Operating Expenses				
		Environmental Protection Expense	Other Depreciation Expense	Other Amortization Expense	Foreign Exchange Losses	Charitable Donations and Grants
		(14)	(15)	(16)	(17)	(18)
	Cordillera Administrative Region	5,042	55,520	22	2,971	3,529
C101	Processing and preserving of meat	-	-	-	-	-
C102	Processing and preserving of fish, crustaceans and mollusks	-	-	-	-	-
C103	Processing and preserving of fruits and vegetables	-	9,433	-	-	-
C105	Manufacture of dairy products	S	S	S	S	S
C106	Manufacture of grain mill products, starches and starch products	-	-	-	-	-
C107	Manufacture of other food products	-	7,319	-	-	240
C110	Manufacture of beverages	80	5,094	-	-	-
C131	Spinning, weaving and finishing of textiles	-	543	-	-	-
C139	Manufacture of other textiles	-	6	-	-	-
C141	Manufacture of wearing apparel, except fur apparel	S	S	S	S	S
C142	Custom tailoring and dressmaking	-	435	-	-	10
C162	Manufacture of products of wood, cork, straw and plaiting materials	-	224	-	-	-
C181	Printing and service activities related to printing	-	2,403	-	-	46
C201	Manufacture of basic chemicals	-	-	-	-	-
C221	Manufacture of rubber products	-	-	-	-	-
C222	Manufacture of plastics products	S	S	S	S	S
C231	Manufacture of glass and glass products	S	S	S	S	S
C239	Manufacture of non-metallic mineral products, n.e.c.	4,858	4,457	-	-	3,223
C241	Manufacture of basic iron and steel	-	-	-	-	-
C251	Manufacture of structural metal products, tanks, reservoirs and steam generators	-	-	-	-	-
C259	Manufacture of other fabricated metal products; metal working service activities	-	-	-	-	-
C261	Manufacture of electronic components	S	S	S	S	S
C303	Manufacture of air and spacecraft and related machinery	S	S	S	S	S
C310	Manufacture of furniture	10	4,515	-	-	10
C321	Manufacture of jewelry, bijouterie and related articles	S	S	S	S	S
	I – Ilocos Region	346	272,776	20,776	-	5,777
C101	Processing and preserving of meat	3	1,034	-	-	180

Table 5.3 Number of Establishments and General Administrative and Other Operating Expenses by Type for Manufacturing Establishments by Region and Industry Group: Philippines, 2018

(Values are in thousand PhP, except number of establishments. Details may not add up to total due to rounding and/or suppression.)

Continued

2009 PSIC Code	Region / Industry Description	General Administrative and Other Operating Expenses				
		Environmental Protection Expense	Other Depreciation Expense	Other Amortization Expense	Foreign Exchange Losses	Charitable Donations and Grants
		(14)	(15)	(16)	(17)	(18)
C102	Processing and preserving of fish, crustaceans and mollusks	-	2,288	-	-	-
C103	Processing and preserving of fruits and vegetables	-	626	-	-	30
C105	Manufacture of dairy products	S	S	S	S	S
C106	Manufacture of grain mill products, starches and starch products	-	10,195	-	-	171
C107	Manufacture of other food products	252	9,009	64	-	518
C108	Manufacture of prepared animal feeds	-	224	-	-	50
C110	Manufacture of beverages	-	29,963	-	-	-
C120	Manufacture of tobacco products	S	S	S	S	S
C131	Spinning, weaving and finishing of textiles	-	1	-	-	3
C141	Manufacture of wearing apparel, except fur apparel	-	-	-	-	-
C142	Custom tailoring and dressmaking	-	430	-	-	-
C152	Manufacture of footwear	-	-	-	-	-
C162	Manufacture of products of wood, cork, straw and plaiting materials	-	64	-	-	-
C170	Manufacture of paper and paper products	-	25,758	3,914	-	4,231
C181	Printing and service activities related to printing	-	486	-	-	67
C201	Manufacture of basic chemicals	61	27,326	-	-	443
C210	Manufacture of pharmaceuticals, medicinal chemical and botanical products	S	S	S	S	S
C221	Manufacture of rubber products	-	-	-	-	-
C231	Manufacture of glass and glass products	-	-	-	-	-
C239	Manufacture of non-metallic mineral products, n.e.c.	-	160,856	16,798	-	-
C241	Manufacture of basic iron and steel	-	341	-	-	27
C251	Manufacture of structural metal products, tanks, reservoirs and steam generators	-	1,346	-	-	26
C259	Manufacture of other fabricated metal products; metal working service activities	-	252	-	-	-
C273	Manufacture of wiring and wiring devices	S	S	S	S	S
C282	Manufacture of special purpose machinery	S	S	S	S	S
C292	Manufacture of bodies (coachwork) for motor vehicles; manufacture of trailers and semi-trailers	-	205	-	-	-

Table 5.3 Number of Establishments and General Administrative and Other Operating Expenses by Type for Manufacturing Establishments by Region and Industry Group: Philippines, 2018

(Values are in thousand PhP, except number of establishments. Details may not add up to total due to rounding and/or suppression.)

Continued

2009 PSIC Code	Region / Industry Description	General Administrative and Other Operating Expenses				
		Environmental Protection Expense	Other Depreciation Expense	Other Amortization Expense	Foreign Exchange Losses	Charitable Donations and Grants
		(14)	(15)	(16)	(17)	(18)
C293	Manufacture of parts and accessories for motor vehicles	-	-	-	-	-
C309	Manufacture of transport equipment, n.e.c.	-	-	-	-	-
C321	Manufacture of jewelry, bijouterie and related articles	S	S	S	S	S
C324	Manufacture of games and toys	S	S	S	S	S
C329	Other manufacturing, n.e.c.	-	102	-	-	-
C331	Repair of fabricated metal products, machinery and equipment	-	580	-	-	-
II – Cagayan Valley		121	203,818	2,773	39,747	2,795
C101	Processing and preserving of meat	39	2,821	-	-	72
C102	Processing and preserving of fish, crustaceans and mollusks	-	-	-	-	-
C103	Processing and preserving of fruits and vegetables	-	51	-	-	-
C104	Manufacture of vegetable and animal oils and fats	S	S	S	S	S
C105	Manufacture of dairy products	-	49	18	-	4
C106	Manufacture of grain mill products, starches and starch products	-	80,531	-	-	181
C107	Manufacture of other food products	-	7,146	48	-	51
C108	Manufacture of prepared animal feeds	-	8,419	-	-	8
C110	Manufacture of beverages	83	67,852	-	721	112
C120	Manufacture of tobacco products	-	10,304	-	38,911	1,564
C131	Spinning, weaving and finishing of textiles	-	-	-	-	-
C139	Manufacture of other textiles	-	-	-	-	-
C142	Custom tailoring and dressmaking	-	204	-	-	-
C151	Tanning and dressing of leather; manufacture of luggage and handbags	-	-	-	-	-
C162	Manufacture of products of wood, cork, straw and plaiting materials	-	6	-	-	-
C181	Printing and service activities related to printing	-	4,521	-	-	124
C182	Reproduction of recorded media	-	-	-	-	-
C199	Manufacture of other fuel products	S	S	S	S	S
C201	Manufacture of basic chemicals	S	S	S	S	S
C222	Manufacture of plastics products	-	108	-	-	-
C239	Manufacture of non-metallic mineral products, n.e.c.	-	5,139	-	-	14
C241	Manufacture of basic iron and steel	-	38	-	-	-

Table 5.3 Number of Establishments and General Administrative and Other Operating Expenses by Type for Manufacturing Establishments by Region and Industry Group: Philippines, 2018

(Values are in thousand PhP, except number of establishments. Details may not add up to total due to rounding and/or suppression.)

Continued

2009 PSIC Code	Region / Industry Description	General Administrative and Other Operating Expenses				
		Environmental Protection Expense	Other Depreciation Expense	Other Amortization Expense	Foreign Exchange Losses	Charitable Donations and Grants
		(14)	(15)	(16)	(17)	(18)
C251	Manufacture of structural metal products, tanks, reservoirs and steam generators	-	78	-	-	-
C252	Manufacture of weapons and ammunition	S	S	S	S	S
C259	Manufacture of other fabricated metal products; metal working service activities	-	370	-	-	71
C279	Manufacture of other electrical equipment	-	-	-	-	-
C282	Manufacture of special purpose machinery	-	883	-	-	547
C310	Manufacture of furniture	-	1,448	-	-	25
C321	Manufacture of jewelry, bijouterie and related articles	-	-	-	-	-
C329	Other manufacturing, n.e.c.	S	S	S	S	S
C331	Repair of fabricated metal products, machinery and equipment	-	22	-	-	21
III – Central Luzon		51,506	2,067,738	161,776	1,126,342	56,265
C101	Processing and preserving of meat	35	72,355	360	33	5,480
C102	Processing and preserving of fish, crustaceans and mollusks	1,399	3,784	-	-	1,613
C103	Processing and preserving of fruits and vegetables	97	102,259	6,596	-	97
C104	Manufacture of vegetable and animal oils and fats	-	1,728	-	-	-
C105	Manufacture of dairy products	384	128,496	-	-	27
C106	Manufacture of grain mill products, starches and starch products	-	45,202	255	-	57
C107	Manufacture of other food products	120	140,945	3,004	6,804	1,843
C108	Manufacture of prepared animal feeds	1,214	120,321	-	11,519	9,770
C110	Manufacture of beverages	971	285,515	66,698	-	-
C120	Manufacture of tobacco products	S	S	S	S	S
C131	Spinning, weaving and finishing of textiles	1,596	6,801	1,257	2,053	77
C139	Manufacture of other textiles	22	24,879	-	69,572	362
C141	Manufacture of wearing apparel, except fur apparel	15	20,801	1,734	1,943	336
C142	Custom tailoring and dressmaking	-	1,297	-	-	-
C143	Manufacture of knitted and crocheted apparel	-	614	3	4,980	57
C151	Tanning and dressing of leather; manufacture of luggage and handbags	20	15,899	236	16,441	1,359
C152	Manufacture of footwear	-	13,569	2,899	20,745	213

Table 5.3 Number of Establishments and General Administrative and Other Operating Expenses by Type for Manufacturing Establishments by Region and Industry Group: Philippines, 2018

(Values are in thousand PhP, except number of establishments. Details may not add up to total due to rounding and/or suppression.)

Continued

2009 PSIC Code	Region / Industry Description	General Administrative and Other Operating Expenses				
		Environmental Protection Expense	Other Depreciation Expense	Other Amortization Expense	Foreign Exchange Losses	Charitable Donations and Grants
		(14)	(15)	(16)	(17)	(18)
C161	Sawmilling and planing of wood	S	S	S	S	S
C162	Manufacture of products of wood, cork, straw and plaiting materials	-	4,381	92	-	230
C170	Manufacture of paper and paper products	-	46,111	14,313	6,967	2,249
C181	Printing and service activities related to printing	-	22,852	-	-	128
C192	Manufacture of refined petroleum products	62	1,360	-	-	-
C201	Manufacture of basic chemicals	403	40,190	-	97,049	1,133
C202	Manufacture of other chemical products, n.e.c.	-	65,685	387	22,952	608
C210	Manufacture of pharmaceuticals, medicinal chemical and botanical products	1,017	31,062	-	-	638
C221	Manufacture of rubber products	-	11,657	415	-	930
C222	Manufacture of plastics products	4,512	92,420	6,465	521	1,283
C231	Manufacture of glass and glass products	187	3,898	304	6,972	59
C239	Manufacture of non-metallic mineral products, n.e.c.	24,559	149,018	29,889	7,258	2,293
C241	Manufacture of basic iron and steel	-	95,244	2,948	47,684	214
C242	Manufacture of basic precious and other non-ferrous metals	3,419	819	145	4,385	462
C243	Casting of metals	-	1,848	-	-	-
C251	Manufacture of structural metal products, tanks, reservoirs and steam generators	-	5,783	316	5,000	54
C259	Manufacture of other fabricated metal products; metal working service activities	1,406	20,885	210	140,928	108
C261	Manufacture of electronic components	4,127	140,883	674	276,982	2
C262	Manufacture of computers and peripheral equipment and accessories	-	9,296	2,612	-	-
C263	Manufacture of communication equipment	S	S	S	S	S
C264	Manufacture of consumer electronics	-	115	-	-	12
C265	Manufacture of measuring, testing, navigating and control equipment; watches and clocks	-	4,637	41	-	-
C271	Manufacture of electric motors, generators, transformers and electricity distribution and control apparatus	2,937	7,632	11	203	105
C272	Manufacture of batteries and accumulators	S	S	S	S	S

Table 5.3 Number of Establishments and General Administrative and Other Operating Expenses by Type for Manufacturing Establishments by Region and Industry Group: Philippines, 2018

(Values are in thousand PhP, except number of establishments. Details may not add up to total due to rounding and/or suppression.)

Continued

2009 PSIC Code	Region / Industry Description	General Administrative and Other Operating Expenses				
		Environmental Protection Expense	Other Depreciation Expense	Other Amortization Expense	Foreign Exchange Losses	Charitable Donations and Grants
		(14)	(15)	(16)	(17)	(18)
C273	Manufacture of wiring and wiring devices	-	17,296	-	2,922	410
C274	Manufacture of electric lighting equipment	22	2,391	6	-	367
C275	Manufacture of domestic appliances	-	3,334	-	-	-
C279	Manufacture of other electrical equipment	-	6,359	-	1,186	-
C281	Manufacture of general purpose machinery	1,500	2,241	7,659	1,200	2,500
C282	Manufacture of special purpose machinery	-	3,956	-	-	-
C291	Manufacture of motor vehicles	-	527	-	-	51
C292	Manufacture of bodies (coachwork) for motor vehicles; manufacture of trailers and semi-trailers	S	S	S	S	S
C293	Manufacture of parts and accessories for motor vehicles	-	29,764	1,257	315,577	151
C301	Building of ships and boats	S	S	S	S	S
C303	Manufacture of air and spacecraft and related machinery	-	1,133	-	2,073	2
C309	Manufacture of transport equipment, n.e.c.	-	121	-	-	-
C310	Manufacture of furniture	94	7,066	1,657	-	17
C321	Manufacture of jewelry, bijouterie and related articles	-	93	-	-	-
C322	Manufacture of musical instruments	S	S	S	S	S
C323	Manufacture of sports goods	-	4,450	-	488	-
C324	Manufacture of games and toys	-	667	1,221	952	606
C325	Manufacture of medical and dental instruments and supplies	98	16,100	848	6,919	24
C329	Other manufacturing, n.e.c.	-	300	-	5,200	53
C331	Repair of fabricated metal products, machinery and equipment	1,292	99,803	6,774	38,834	2,414
C332	Installation of industrial machinery and equipment	S	S	S	S	S
IVA – CALABARZON		1,718,039	17,685,587	913,113	5,979,861	259,943
C101	Processing and preserving of meat	558,930	131,594	26,481	3,208	2,604
C102	Processing and preserving of fish, crustaceans and mollusks	135	24,266	10,045	172	61
C103	Processing and preserving of fruits and vegetables	370	132,489	6,594	-	97
C104	Manufacture of vegetable and animal oils and fats	-	27,438	-	19,585	3,952
C105	Manufacture of dairy products	605	59,668	-	-	10

Table 5.3 Number of Establishments and General Administrative and Other Operating Expenses by Type for Manufacturing Establishments by Region and Industry Group: Philippines, 2018

(Values are in thousand PhP, except number of establishments. Details may not add up to total due to rounding and/or suppression.)

Continued

2009 PSIC Code	Region / Industry Description	General Administrative and Other Operating Expenses				
		Environmental Protection Expense	Other Depreciation Expense	Other Amortization Expense	Foreign Exchange Losses	Charitable Donations and Grants
		(14)	(15)	(16)	(17)	(18)
C106	Manufacture of grain mill products, starches and starch products	-	31,225	-	-	2,400
C107	Manufacture of other food products	5,261	881,061	17,791	14,413	149,906
C108	Manufacture of prepared animal feeds	44	40,697	2,132	-	1,289
C110	Manufacture of beverages	-	6,644,430	14,462	175	2,815
C120	Manufacture of tobacco products	-	69,931	58,796	13,435	19,558
C131	Spinning, weaving and finishing of textiles	-	28,311	-	-	-
C139	Manufacture of other textiles	145	40,328	-	279	384
C141	Manufacture of wearing apparel, except fur apparel	852	58,897	48,274	21,279	2,578
C142	Custom tailoring and dressmaking	41	633	-	-	50
C143	Manufacture of knitted and crocheted apparel	-	5,024	59	13,016	36
C151	Tanning and dressing of leather; manufacture of luggage and handbags	-	10,672	4,102	245,470	4
C152	Manufacture of footwear	2,307	18,167	211	-	5
C161	Sawmilling and 801lanning of wood	S	S	S	S	S
C162	Manufacture of products of wood, cork, straw and plaiting materials	-	41,226	93	14,569	3,524
C170	Manufacture of paper and paper products	2,336	87,081	1,432	68,631	918
C181	Printing and service activities related to printing	264	53,459	-	3,063	2,729
C182	Reproduction of recorded media	S	S	S	S	S
C192	Manufacture of refined petroleum products	S	S	S	S	S
C199	Manufacture of other fuel products	S	S	S	S	S
C201	Manufacture of basic chemicals	4,406	84,012	64	198,290	432
C202	Manufacture of other chemical products, n.e.c.	442	238,120	12,436	515,106	7,735
C210	Manufacture of pharmaceuticals, medicinal chemical and botanical products	631,381	894,894	43,403	5,999	9,987
C221	Manufacture of rubber products	859	30,484	1,164	92,746	709
C222	Manufacture of plastics products	1,178	279,813	10,105	133,591	4,859
C231	Manufacture of glass and glass products	-	10,055	43	126,067	23
C239	Manufacture of non-metallic mineral products, n.e.c.	-	166,836	1,131	125,208	5,220
C241	Manufacture of basic iron and steel	85	169,847	2,456	149,055	18,748
C242	Manufacture of basic precious and other non-ferrous metals	430	8,270	615	-	-
C243	Casting of metals	-	28,067	148	9,560	427
C251	Manufacture of structural metal products, tanks, reservoirs and steam generators	398	142,873	4,414	3,084	189

Table 5.3 Number of Establishments and General Administrative and Other Operating Expenses by Type for Manufacturing Establishments by Region and Industry Group: Philippines, 2018

(Values are in thousand PhP, except number of establishments. Details may not add up to total due to rounding and/or suppression.)

Continued

2009 PSIC Code	Region / Industry Description	General Administrative and Other Operating Expenses				
		Environmental Protection Expense	Other Depreciation Expense	Other Amortization Expense	Foreign Exchange Losses	Charitable Donations and Grants
		(14)	(15)	(16)	(17)	(18)
C252	Manufacture of weapons and ammunition	S	S	S	S	S
C259	Manufacture of other fabricated metal products; metal working service activities	918	165,453	7,729	138,923	2,283
C261	Manufacture of electronic components	481,590	889,496	44,078	869,972	3,624
C262	Manufacture of computers and peripheral equipment and accessories	-	3,411,768	5,304	82,814	328
C263	Manufacture of communication equipment	-	7,785	5	11,103	93
C264	Manufacture of consumer electronics	684	146,365	7,218	21,799	146
C265	Manufacture of measuring, testing, navigating and control equipment; watches and clocks	-	8,932	30	43,719	2
C267	Manufacture of optical instruments and photographic equipment	3,143	49,367	208	124,204	46
C271	Manufacture of electric motors, generators, transformers and electricity distribution and control apparatus	443	50,069	2,474	146,079	2,294
C272	Manufacture of batteries and accumulators	S	S	S	S	S
C273	Manufacture of wiring and wiring devices	53	52,942	2,436	16,552	393
C274	Manufacture of electric lighting equipment	16	33,140	-	3,199	387
C275	Manufacture of domestic appliances	-	10,746	-	-	216
C279	Manufacture of other electrical equipment	608	22,975	165	16,582	183
C281	Manufacture of general purpose machinery	1,539	303,702	35,755	318,698	49
C282	Manufacture of special purpose machinery	778	146,523	7,004	217,595	1,501
C291	Manufacture of motor vehicles	300	162,705	8,553	142,602	361
C292	Manufacture of bodies (coachwork) for motor vehicles; manufacture of trailers and semi-trailers	514	34,838	115	1,954	322
C293	Manufacture of parts and accessories for motor vehicles	6,825	593,691	24,745	1,068,679	2,441
C301	Building of ships and boats	-	108	-	-	-
C302	Manufacture of railway locomotive and rolling stock	S	S	S	S	S
C303	Manufacture of air and spacecraft and related machinery	S	S	S	S	S

Table 5.3 Number of Establishments and General Administrative and Other Operating Expenses by Type for Manufacturing Establishments by Region and Industry Group: Philippines, 2018

(Values are in thousand PhP, except number of establishments. Details may not add up to total due to rounding and/or suppression.)

Continued

2009 PSIC Code	Region / Industry Description	General Administrative and Other Operating Expenses				
		Environmental Protection Expense	Other Depreciation Expense	Other Amortization Expense	Foreign Exchange Losses	Charitable Donations and Grants
		(14)	(15)	(16)	(17)	(18)
C309	Manufacture of transport equipment, n.e.c.	10,090	356,736	23,125	639,384	1,762
C310	Manufacture of furniture	-	27,042	543	24	338
C321	Manufacture of jewelry, bijouterie and related articles	-	3,462	-	-	141
C322	Manufacture of musical instruments	S	S	S	S	S
C323	Manufacture of sports goods	8	2,888	-	3,458	-
C324	Manufacture of games and toys	-	5,565	26,752	3,150	-
C325	Manufacture of medical and dental instruments and supplies	-	228,627	5,505	134,301	347
C329	Other manufacturing, n.e.c.	-	6,630	513	342	-
C331	Repair of fabricated metal products, machinery and equipment	61	36,462	3,834	12,207	1,189
C332	Installation of industrial machinery and equipment	S	S	S	S	S
	MIMAROPA	116	32,513	10	989,181	254
C101	Processing and preserving of meat	-	-	-	-	-
C102	Processing and preserving of fish, crustaceans and mollusks	S	S	S	S	S
C103	Processing and preserving of fruits and vegetables	S	S	S	S	S
C104	Manufacture of vegetable and animal oils and fats	-	2,725	-	-	-
C105	Manufacture of dairy products	-	-	-	-	-
C106	Manufacture of grain mill products, starches and starch products	75	2,006	-	622	-
C107	Manufacture of other food products	-	5,927	-	-	139
C110	Manufacture of beverages	-	8,709	-	-	-
C131	Spinning, weaving and finishing of textiles	-	4	-	-	2
C141	Manufacture of wearing apparel, except fur apparel	-	-	-	-	-
C142	Custom tailoring and dressmaking	33	2,140	-	-	-
C151	Tanning and dressing of leather; manufacture of luggage and handbags	-	68	-	-	-
C161	Sawmilling and planing of wood	-	-	-	-	-
C162	Manufacture of products of wood, cork, straw and plaiting materials	-	89	-	-	-
C181	Printing and service activities related to printing	-	743	-	-	-
C201	Manufacture of basic chemicals	-	-	-	-	-
C202	Manufacture of other chemical products, n.e.c.	S	S	S	S	S

Table 5.3 Number of Establishments and General Administrative and Other Operating Expenses by Type for Manufacturing Establishments by Region and Industry Group: Philippines, 2018

(Values are in thousand PhP, except number of establishments. Details may not add up to total due to rounding and/or suppression.)

Continued

2009 PSIC Code	Region / Industry Description	General Administrative and Other Operating Expenses				
		Environmental Protection Expense	Other Depreciation Expense	Other Amortization Expense	Foreign Exchange Losses	Charitable Donations and Grants
		(14)	(15)	(16)	(17)	(18)
C210	Manufacture of pharmaceuticals, medicinal chemical and botanical products	S	S	S	S	S
C222	Manufacture of plastics products	-	815	-	-	-
C239	Manufacture of non-metallic mineral products, n.e.c.	9	320	-	-	-
C241	Manufacture of basic iron and steel	-	2	-	-	-
C242	Manufacture of basic precious and other non-ferrous metals	S	S	S	S	S
C259	Manufacture of other fabricated metal products; metal working service activities	-	564	-	-	-
C282	Manufacture of special purpose machinery	S	S	S	S	S
C310	Manufacture of furniture	-	-	-	-	-
C331	Repair of fabricated metal products, machinery and equipment	-	-	-	-	-
V – Bicol Region		4,067	86,725	31,407	61,622	10,655
C101	Processing and preserving of meat	179	803	9	-	-
C102	Processing and preserving of fish, crustaceans and mollusks	-	1,288	1,884	-	-
C103	Processing and preserving of fruits and vegetables	-	54	2	-	-
C104	Manufacture of vegetable and animal oils and fats	31	354	-	-	258
C105	Manufacture of dairy products	-	167	-	-	-
C106	Manufacture of grain mill products, starches and starch products	-	6,078	-	-	10
C107	Manufacture of other food products	355	11,270	15	-	117
C108	Manufacture of prepared animal feeds	-	6,531	-	-	306
C110	Manufacture of beverages	297	22,092	27,075	-	620
C120	Manufacture of tobacco products	S	S	S	S	S
C131	Spinning, weaving and finishing of textiles	-	11	-	-	-
C139	Manufacture of other textiles	18	7,003	15	-	142
C141	Manufacture of wearing apparel, except fur apparel	-	1,294	-	-	-
C142	Custom tailoring and dressmaking	-	634	-	-	-
C151	Tanning and dressing of leather; manufacture of luggage and handbags	-	-	-	-	-
C152	Manufacture of footwear	-	22	-	-	-
C162	Manufacture of products of wood, cork, straw and plaiting materials	84	781	-	-	522

Table 5.3 Number of Establishments and General Administrative and Other Operating Expenses by Type for Manufacturing Establishments by Region and Industry Group: Philippines, 2018

(Values are in thousand PhP, except number of establishments. Details may not add up to total due to rounding and/or suppression.)

Continued

2009 PSIC Code	Region / Industry Description	General Administrative and Other Operating Expenses				
		Environmental Protection Expense	Other Depreciation Expense	Other Amortization Expense	Foreign Exchange Losses	Charitable Donations and Grants
		(14)	(15)	(16)	(17)	(18)
C170	Manufacture of paper and paper products	804	3,269	-	43,450	36
C181	Printing and service activities related to printing	-	3,704	-	-	-
C201	Manufacture of basic chemicals	-	-	-	-	-
C210	Manufacture of pharmaceuticals, medicinal chemical and botanical products	-	-	-	-	-
C231	Manufacture of glass and glass products	S	S	S	S	S
C239	Manufacture of non-metallic mineral products, n.e.c.	2,291	5,185	-	-	7,373
C241	Manufacture of basic iron and steel	8	1,032	1,977	-	51
C242	Manufacture of basic precious and other non-ferrous metals	S	S	S	S	S
C251	Manufacture of structural metal products, tanks, reservoirs and steam generators	-	2,204	332	-	53
C259	Manufacture of other fabricated metal products; metal working service activities	-	225	-	-	-
C281	Manufacture of general purpose machinery	-	3,466	98	-	-
C282	Manufacture of special purpose machinery	-	1,256	-	-	-
C293	Manufacture of parts and accessories for motor vehicles	-	-	-	-	-
C310	Manufacture of furniture	-	644	-	-	-
C329	Other manufacturing, n.e.c.	-	342	-	-	-
C331	Repair of fabricated metal products, machinery and equipment	-	685	-	-	-
	VI – Western Visayas	6,553	659,692	409,378	3,926	34,391
C101	Processing and preserving of meat	161	39,467	9,191	7	237
C102	Processing and preserving of fish, crustaceans and mollusks	-	6,184	7	2,443	77
C103	Processing and preserving of fruits and vegetables	S	S	S	S	S
C104	Manufacture of vegetable and animal oils and fats	-	1,205	-	-	-
C105	Manufacture of dairy products	-	87	-	-	-
C106	Manufacture of grain mill products, starches and starch products	57	4,302	113	-	-
C107	Manufacture of other food products	758	208,613	163	716	31,222
C108	Manufacture of prepared animal feeds	-	36,372	-	-	222
C110	Manufacture of beverages	3,993	305,225	397,934	-	658

Table 5.3 Number of Establishments and General Administrative and Other Operating Expenses by Type for Manufacturing Establishments by Region and Industry Group: Philippines, 2018

(Values are in thousand PhP, except number of establishments. Details may not add up to total due to rounding and/or suppression.)

Continued

2009 PSIC Code	Region / Industry Description	General Administrative and Other Operating Expenses				
		Environmental Protection Expense	Other Depreciation Expense	Other Amortization Expense	Foreign Exchange Losses	Charitable Donations and Grants
		(14)	(15)	(16)	(17)	(18)
C131	Spinning, weaving and finishing of textiles	-	8	-	-	-
C139	Manufacture of other textiles	-	-	-	-	19
C141	Manufacture of wearing apparel, except fur apparel	-	826	81	-	50
C142	Custom tailoring and dressmaking	-	551	-	-	-
C161	Sawmilling and 806lanning of wood	-	445	-	-	-
C162	Manufacture of products of wood, cork, straw and plaiting materials	-	1,885	-	-	87
C181	Printing and service activities related to printing	3	12,101	-	-	34
C192	Manufacture of refined petroleum products	S	S	S	S	S
C201	Manufacture of basic chemicals	20	23,641	-	761	3
C202	Manufacture of other chemical products, n.e.c.	S	S	S	S	S
C210	Manufacture of pharmaceuticals, medicinal chemical and botanical products	-	134	-	-	21
C221	Manufacture of rubber products	-	13	-	-	-
C222	Manufacture of plastics products	-	815	-	-	-
C231	Manufacture of glass and glass products	-	4	-	-	-
C239	Manufacture of non-metallic mineral products, n.e.c.	1,560	12,842	1,888	-	184
C241	Manufacture of basic iron and steel	-	973	-	-	15
C243	Casting of metals	-	-	-	-	24
C251	Manufacture of structural metal products, tanks, reservoirs and steam generators	-	569	-	-	-
C259	Manufacture of other fabricated metal products; metal working service activities	-	232	-	-	164
C265	Manufacture of measuring, testing, navigating and control equipment; watches and clocks	S	S	S	S	S
C267	Manufacture of optical instruments and photographic equipment	S	S	S	S	S
C282	Manufacture of special purpose machinery	-	352	-	-	-
C293	Manufacture of parts and accessories for motor vehicles	-	-	-	-	-
C310	Manufacture of furniture	-	1,589	-	-	9
C321	Manufacture of jewelry, bijouterie and related articles	-	-	-	-	-
C329	Other manufacturing, n.e.c.	-	67	-	-	1,359

Table 5.3 Number of Establishments and General Administrative and Other Operating Expenses by Type for Manufacturing Establishments by Region and Industry Group: Philippines, 2018

(Values are in thousand PhP, except number of establishments. Details may not add up to total due to rounding and/or suppression.)

Continued

2009 PSIC Code	Region / Industry Description	General Administrative and Other Operating Expenses				
		Environmental Protection Expense	Other Depreciation Expense	Other Amortization Expense	Foreign Exchange Losses	Charitable Donations and Grants
		(14)	(15)	(16)	(17)	(18)
C331	Repair of fabricated metal products, machinery and equipment	-	94	-	-	-
	VII – Central Visayas	31,944	1,342,676	377,526	929,637	33,685
C101	Processing and preserving of meat	-	46,837	2,695	-	2,709
C102	Processing and preserving of fish, crustaceans and mollusks	-	27,679	18	61,083	549
C103	Processing and preserving of fruits and vegetables	66	22,861	2,266	-	-
C104	Manufacture of vegetable and animal oils and fats	1,042	3,051	354	51,379	610
C105	Manufacture of dairy products	-	551	4	-	34
C106	Manufacture of grain mill products, starches and starch products	-	10,527	-	-	124
C107	Manufacture of other food products	545	31,465	8,005	159	1,244
C108	Manufacture of prepared animal feeds	105	53,177	5	-	7,012
C110	Manufacture of beverages	14	447,934	303,195	39	60
C131	Spinning, weaving and finishing of textiles	96	32	8	-	2
C139	Manufacture of other textiles	5	627	-	207	239
C141	Manufacture of wearing apparel, except fur apparel	140	55,817	1,066	145,367	339
C142	Custom tailoring and dressmaking	-	-	-	-	-
C151	Tanning and dressing of leather; manufacture of luggage and handbags	S	S	S	S	S
C152	Manufacture of footwear	5	2,306	5	62	-
C161	Sawmilling and planing of wood	-	15,103	1,099	227	-
C162	Manufacture of products of wood, cork, straw and plaiting materials	-	5,464	-	-	116
C170	Manufacture of paper and paper products	-	12,229	1,590	6,287	1,654
C181	Printing and service activities related to printing	-	8,360	13	-	205
C201	Manufacture of basic chemicals	-	29,553	6,433	43,298	88
C202	Manufacture of other chemical products, n.e.c.	812	11,301	1,553	24,138	245
C210	Manufacture of pharmaceuticals, medicinal chemical and botanical products	-	498	35,128	-	1,188
C221	Manufacture of rubber products	-	5,683	-	33,259	-
C222	Manufacture of plastics products	591	10,826	680	1,262	126
C231	Manufacture of glass and glass products	1,073	1,507	-	20,340	-
C239	Manufacture of non-metallic mineral products, n.e.c.	6,564	64,639	70	7,450	747

Table 5.3 Number of Establishments and General Administrative and Other Operating Expenses by Type for Manufacturing Establishments by Region and Industry Group: Philippines, 2018

(Values are in thousand PhP, except number of establishments. Details may not add up to total due to rounding and/or suppression.)

Continued

2009 PSIC Code	Region / Industry Description	General Administrative and Other Operating Expenses				
		Environmental Protection Expense	Other Depreciation Expense	Other Amortization Expense	Foreign Exchange Losses	Charitable Donations and Grants
		(14)	(15)	(16)	(17)	(18)
C241	Manufacture of basic iron and steel	77	27,877	-	45,982	127
C242	Manufacture of basic precious and other non-ferrous metals	S	S	S	S	S
C243	Casting of metals	119	2,389	477	-	43
C251	Manufacture of structural metal products, tanks, reservoirs and steam generators	-	18,174	336	125	7
C252	Manufacture of weapons and ammunition	S	S	S	S	S
C259	Manufacture of other fabricated metal products; metal working service activities	1,755	95,046	705	5,331	433
C261	Manufacture of electronic components	344	124,108	2,112	138,128	-
C262	Manufacture of computers and peripheral equipment and accessories	S	S	S	S	S
C263	Manufacture of communication equipment	S	S	S	S	S
C264	Manufacture of consumer electronics	4,194	14,794	1,291	50,418	-
C265	Manufacture of measuring, testing, navigating and control equipment; watches and clocks	-	7,015	-	939	759
C267	Manufacture of optical instruments and photographic equipment	2,842	12,684	517	26,986	144
C271	Manufacture of electric motors, generators, transformers and electricity distribution and control apparatus	32	4,564	867	726	44
C273	Manufacture of wiring and wiring devices	S	S	S	S	S
C274	Manufacture of electric lighting equipment	-	2,032	-	30	-
C275	Manufacture of domestic appliances	S	S	S	S	S
C279	Manufacture of other electrical equipment	S	S	S	S	S
C281	Manufacture of general purpose machinery	2,038	5,935	175	29,520	25
C282	Manufacture of special purpose machinery	2	6,337	-	9	-
C291	Manufacture of motor vehicles	-	997	-	5,540	-
C293	Manufacture of parts and accessories for motor vehicles	1,438	2,430	-	14,805	-
C301	Building of ships and boats	-	30,264	6	13,358	13,460
C309	Manufacture of transport equipment, n.e.c.	2,346	8,334	57	17,648	44
C310	Manufacture of furniture	4,136	16,459	4,238	39,385	677
C321	Manufacture of jewelry, bijouterie and related articles	556	10,191	13	-	73

Table 5.3 Number of Establishments and General Administrative and Other Operating Expenses by Type for Manufacturing Establishments by Region and Industry Group: Philippines, 2018

(Values are in thousand PhP, except number of establishments. Details may not add up to total due to rounding and/or suppression.)

Continued

2009 PSIC Code	Region / Industry Description	General Administrative and Other Operating Expenses				
		Environmental Protection Expense	Other Depreciation Expense	Other Amortization Expense	Foreign Exchange Losses	Charitable Donations and Grants
		(14)	(15)	(16)	(17)	(18)
C322	Manufacture of musical instruments	S	S	S	S	S
C323	Manufacture of sports goods	S	S	S	S	S
C324	Manufacture of games and toys	S	S	S	S	S
C325	Manufacture of medical and dental instruments and supplies	250	9,951	-	33,595	248
C329	Other manufacturing, n.e.c.	104	6,831	-	8,102	125
C331	Repair of fabricated metal products, machinery and equipment	37	6,508	100	-	122
	VIII – Eastern Visayas	683	127,226	164,855	5,533,795	4,174
C101	Processing and preserving of meat	S	S	S	S	S
C102	Processing and preserving of fish, crustaceans and mollusks	-	1,545	-	-	49
C103	Processing and preserving of fruits and vegetables	-	14	-	-	-
C104	Manufacture of vegetable and animal oils and fats	-	3,332	-	-	101
C105	Manufacture of dairy products	S	S	S	S	S
C106	Manufacture of grain mill products, starches and starch products	-	5,211	7,362	-	10
C107	Manufacture of other food products	584	25,128	6,952	-	392
C110	Manufacture of beverages	-	39,446	149,378	-	750
C131	Spinning, weaving and finishing of textiles	-	56	-	-	-
C139	Manufacture of other textiles	S	S	S	S	S
C141	Manufacture of wearing apparel, except fur apparel	-	-	-	-	-
C142	Custom tailoring and dressmaking	-	-	-	-	-
C162	Manufacture of products of wood, cork, straw and plaiting materials	-	-	-	-	-
C170	Manufacture of paper and paper products	-	8,584	966	-	1,349
C181	Printing and service activities related to printing	-	952	-	-	228
C201	Manufacture of basic chemicals	-	1,817	-	1,095	5
C210	Manufacture of pharmaceuticals, medicinal chemical and botanical products	S	S	S	S	S
C222	Manufacture of plastics products	-	427	-	-	-
C231	Manufacture of glass and glass products	-	-	-	-	-
C239	Manufacture of non-metallic mineral products, n.e.c.	-	975	-	-	-
C241	Manufacture of basic iron and steel	-	-	-	-	-
C242	Manufacture of basic precious and other non-ferrous metals	S	S	S	S	S

Table 5.3 Number of Establishments and General Administrative and Other Operating Expenses by Type for Manufacturing Establishments by Region and Industry Group: Philippines, 2018

(Values are in thousand PhP, except number of establishments. Details may not add up to total due to rounding and/or suppression.)

Continued

2009 PSIC Code	Region / Industry Description	General Administrative and Other Operating Expenses				
		Environmental Protection Expense	Other Depreciation Expense	Other Amortization Expense	Foreign Exchange Losses	Charitable Donations and Grants
		(14)	(15)	(16)	(17)	(18)
C243	Casting of metals	S	S	S	S	S
C251	Manufacture of structural metal products, tanks, reservoirs and steam generators	-	26	-	-	-
C259	Manufacture of other fabricated metal products; metal working service activities	-	-	-	-	-
C273	Manufacture of wiring and wiring devices	S	S	S	S	S
C282	Manufacture of special purpose machinery	S	S	S	S	S
C310	Manufacture of furniture	-	-	196	-	-
C321	Manufacture of jewelry, bijouterie and related articles	-	-	-	-	-
C329	Other manufacturing, n.e.c.	-	80	-	-	56
C331	Repair of fabricated metal products, machinery and equipment	-	884	-	-	-
	IX – Zamboanga Peninsula	184	131,095	4,729	35,911	2,687
C101	Processing and preserving of meat	-	3,290	-	-	4
C102	Processing and preserving of fish, crustaceans and mollusks	120	93,902	4,090	-	1,913
C104	Manufacture of vegetable and animal oils and fats	-	4,695	-	35,364	40
C105	Manufacture of dairy products	-	-	-	-	-
C106	Manufacture of grain mill products, starches and starch products	-	2,093	-	-	264
C107	Manufacture of other food products	-	3,510	-	-	211
C108	Manufacture of prepared animal feeds	S	S	S	S	S
C110	Manufacture of beverages	-	396	-	-	83
C139	Manufacture of other textiles	S	S	S	S	S
C142	Custom tailoring and dressmaking	-	458	-	-	-
C161	Sawmilling and planing of wood	-	-	-	-	-
C162	Manufacture of products of wood, cork, straw and plaiting materials	S	S	S	S	S
C181	Printing and service activities related to printing	-	1,293	-	-	-
C221	Manufacture of rubber products	64	747	-	-	117
C222	Manufacture of plastics products	-	2,254	-	-	2
C231	Manufacture of glass and glass products	-	-	-	-	-
C239	Manufacture of non-metallic mineral products, n.e.c.	-	901	-	-	7
C241	Manufacture of basic iron and steel	-	146	-	-	20

Table 5.3 Number of Establishments and General Administrative and Other Operating Expenses by Type for Manufacturing Establishments by Region and Industry Group: Philippines, 2018

(Values are in thousand PhP, except number of establishments. Details may not add up to total due to rounding and/or suppression.)

Continued

2009 PSIC Code	Region / Industry Description	General Administrative and Other Operating Expenses				
		Environmental Protection Expense	Other Depreciation Expense	Other Amortization Expense	Foreign Exchange Losses	Charitable Donations and Grants
		(14)	(15)	(16)	(17)	(18)
C251	Manufacture of structural metal products, tanks, reservoirs and steam generators	-	240	-	-	-
C259	Manufacture of other fabricated metal products; metal working service activities	-	3,681	516	547	20
C310	Manufacture of furniture	-	277	123	-	7
C321	Manufacture of jewelry, bijouterie and related articles	S	S	S	S	S
C329	Other manufacturing, n.e.c.	-	-	-	-	-
C331	Repair of fabricated metal products, machinery and equipment	-	3,217	-	-	-
	X – Northern Mindanao	3,204	1,111,211	97,251	54,382	44,254
C101	Processing and preserving of meat	-	13,675	260	760	564
C102	Processing and preserving of fish, crustaceans and mollusks	S	S	S	S	S
C103	Processing and preserving of fruits and vegetables	-	162	-	-	867
C104	Manufacture of vegetable and animal oils and fats	-	51,492	24,612	17,113	-
C105	Manufacture of dairy products	-	-	-	-	-
C106	Manufacture of grain mill products, starches and starch products	891	60,280	-	3,992	34,836
C107	Manufacture of other food products	56	28,478	467	-	5,352
C108	Manufacture of prepared animal feeds	-	57,840	57,695	-	-
C110	Manufacture of beverages	-	65,402	3,737	-	-
C131	Spinning, weaving and finishing of textiles	-	-	-	-	-
C139	Manufacture of other textiles	-	-	-	-	-
C141	Manufacture of wearing apparel, except fur apparel	-	367	-	-	-
C142	Custom tailoring and dressmaking	-	358	-	-	102
C152	Manufacture of footwear	-	439	-	-	-
C161	Sawmilling and planing of wood	-	2,596	-	-	-
C162	Manufacture of products of wood, cork, straw and plaiting materials	139	158	-	-	9
C170	Manufacture of paper and paper products	66	6,746	944	62	1,903
C181	Printing and service activities related to printing	-	1,487	-	-	-
C192	Manufacture of refined petroleum products	-	-	-	-	-
C201	Manufacture of basic chemicals	1,555	773,194	-	2,341	154
C202	Manufacture of other chemical products, n.e.c.	-	2,835	1,280	29,045	-

Table 5.3 Number of Establishments and General Administrative and Other Operating Expenses by Type for Manufacturing Establishments by Region and Industry Group: Philippines, 2018

(Values are in thousand PhP, except number of establishments. Details may not add up to total due to rounding and/or suppression.)

Continued

2009 PSIC Code	Region / Industry Description	General Administrative and Other Operating Expenses				
		Environmental Protection Expense	Other Depreciation Expense	Other Amortization Expense	Foreign Exchange Losses	Charitable Donations and Grants
		(14)	(15)	(16)	(17)	(18)
C210	Manufacture of pharmaceuticals, medicinal chemical and botanical products	S	S	S	S	S
C221	Manufacture of rubber products	S	S	S	S	S
C222	Manufacture of plastics products	-	4,938	64	-	6
C231	Manufacture of glass and glass products	-	-	-	-	-
C239	Manufacture of non-metallic mineral products, n.e.c.	-	22,777	8,166	-	33
C241	Manufacture of basic iron and steel	497	11,130	-	-	100
C243	Casting of metals	-	302	-	-	-
C251	Manufacture of structural metal products, tanks, reservoirs and steam generators	-	365	-	-	75
C259	Manufacture of other fabricated metal products; metal working service activities	-	98	-	-	-
C264	Manufacture of consumer electronics	S	S	S	S	S
C271	Manufacture of electric motors, generators, transformers and electricity distribution and control apparatus	S	S	S	S	S
C281	Manufacture of general purpose machinery	S	S	S	S	S
C282	Manufacture of special purpose machinery	S	S	S	S	S
C291	Manufacture of motor vehicles	-	694	-	-	-
C293	Manufacture of parts and accessories for motor vehicles	-	-	-	-	-
C310	Manufacture of furniture	-	397	-	-	-
C321	Manufacture of jewelry, bijouterie and related articles	S	S	S	S	S
C324	Manufacture of games and toys	S	S	S	S	S
C329	Other manufacturing, n.e.c.	S	S	S	S	S
C331	Repair of fabricated metal products, machinery and equipment	-	1,208	-	-	148
XI – Davao Region		2,307	678,611	24,562	196,249	34,409
C101	Processing and preserving of meat	-	7,136	-	-	103
C102	Processing and preserving of fish, crustaceans and mollusks	-	16,747	-	-	-
C103	Processing and preserving of fruits and vegetables	-	6,470	1,214	450	220
C104	Manufacture of vegetable and animal oils and fats	225	51,616	30	161,087	96
C105	Manufacture of dairy products	-	8	-	-	-

Table 5.3 Number of Establishments and General Administrative and Other Operating Expenses by Type for Manufacturing Establishments by Region and Industry Group: Philippines, 2018

(Values are in thousand PhP, except number of establishments. Details may not add up to total due to rounding and/or suppression.)

Continued

2009 PSIC Code	Region / Industry Description	General Administrative and Other Operating Expenses				
		Environmental Protection Expense	Other Depreciation Expense	Other Amortization Expense	Foreign Exchange Losses	Charitable Donations and Grants
		(14)	(15)	(16)	(17)	(18)
C106	Manufacture of grain mill products, starches and starch products	15	2,735	-	-	10
C107	Manufacture of other food products	101	48,103	898	167	1,073
C108	Manufacture of prepared animal feeds	46	271,199	764	-	25,671
C110	Manufacture of beverages	-	55,009	35	-	-
C120	Manufacture of tobacco products	S	S	S	S	S
C139	Manufacture of other textiles	200	361	-	504	30
C141	Manufacture of wearing apparel, except fur apparel	-	1,332	-	-	-
C142	Custom tailoring and dressmaking	-	377	-	-	-
C152	Manufacture of footwear	-	87	-	-	-
C161	Sawmilling and planing of wood	220	-	-	-	1
C162	Manufacture of products of wood, cork, straw and plaiting materials	-	17,481	-	-	-
C170	Manufacture of paper and paper products	-	34,345	758	1,986	714
C181	Printing and service activities related to printing	-	2,746	-	-	407
C192	Manufacture of refined petroleum products	S	S	S	S	S
C201	Manufacture of basic chemicals	-	4,290	-	1,047	147
C202	Manufacture of other chemical products, n.e.c.	1,487	53,211	-	29,245	-
C210	Manufacture of pharmaceuticals, medicinal chemical and botanical products	-	11,689	-	-	-
C221	Manufacture of rubber products	-	90	-	-	-
C222	Manufacture of plastics products	14	24,383	44	1,638	5,663
C231	Manufacture of glass and glass products	-	468	-	-	-
C239	Manufacture of non-metallic mineral products, n.e.c.	-	45,125	20,744	124	-
C241	Manufacture of basic iron and steel	-	1,319	-	-	-
C242	Manufacture of basic precious and other non-ferrous metals	-	632	-	-	128
C243	Casting of metals	S	S	S	S	S
C251	Manufacture of structural metal products, tanks, reservoirs and steam generators	-	2,521	-	-	106
C252	Manufacture of weapons and ammunition	S	S	S	S	S
C259	Manufacture of other fabricated metal products; metal working service activities	-	499	-	-	-
C265	Manufacture of measuring, testing, navigating and control equipment; watches and clocks	S	S	S	S	S

Table 5.3 Number of Establishments and General Administrative and Other Operating Expenses by Type for Manufacturing Establishments by Region and Industry Group: Philippines, 2018

(Values are in thousand PhP, except number of establishments. Details may not add up to total due to rounding and/or suppression.)

Continued

2009 PSIC Code	Region / Industry Description	General Administrative and Other Operating Expenses				
		Environmental Protection Expense	Other Depreciation Expense	Other Amortization Expense	Foreign Exchange Losses	Charitable Donations and Grants
		(14)	(15)	(16)	(17)	(18)
C271	Manufacture of electric motors, generators, transformers and electricity distribution and control apparatus	S	S	S	S	S
C275	Manufacture of domestic appliances	-	-	-	-	8
C281	Manufacture of general purpose machinery	-	9	-	-	-
C282	Manufacture of special purpose machinery	-	6,291	-	-	-
C291	Manufacture of motor vehicles	S	S	S	S	S
C293	Manufacture of parts and accessories for motor vehicles	-	28	-	-	-
C301	Building of ships and boats	S	S	S	S	S
C310	Manufacture of furniture	-	3,529	-	-	-
C321	Manufacture of jewelry, bijouterie and related articles	-	1,745	-	-	-
C329	Other manufacturing, n.e.c.	-	-	-	-	-
C331	Repair of fabricated metal products, machinery and equipment	-	6,581	75	-	32
	XII – SOCCSKSARGEN	365	101,987	337	14,712	5,416
C101	Processing and preserving of meat	-	2,210	-	-	-
C102	Processing and preserving of fish, crustaceans and mollusks	-	27,350	-	2,177	38
C103	Processing and preserving of fruits and vegetables	S	S	S	S	S
C104	Manufacture of vegetable and animal oils and fats	-	25,173	225	529	116
C105	Manufacture of dairy products	-	-	-	-	-
C106	Manufacture of grain mill products, starches and starch products	-	10,351	-	-	42
C107	Manufacture of other food products	90	6,707	-	-	64
C108	Manufacture of prepared animal feeds	-	5,171	-	-	118
C110	Manufacture of beverages	-	2,065	-	-	-
C131	Spinning, weaving and finishing of textiles	-	8	-	-	-
C139	Manufacture of other textiles	-	15	-	-	-
C141	Manufacture of wearing apparel, except fur apparel	-	-	-	-	2
C142	Custom tailoring and dressmaking	-	470	-	-	-
C161	Sawmilling and planing of wood	-	68	-	-	2
C162	Manufacture of products of wood, cork, straw and plaiting materials	-	-	-	-	-
C170	Manufacture of paper and paper products	-	602	40	-	-

Table 5.3 Number of Establishments and General Administrative and Other Operating Expenses by Type for Manufacturing Establishments by Region and Industry Group: Philippines, 2018

(Values are in thousand PhP, except number of establishments. Details may not add up to total due to rounding and/or suppression.)

Continued

2009 PSIC Code	Region / Industry Description	General Administrative and Other Operating Expenses				
		Environmental Protection Expense	Other Depreciation Expense	Other Amortization Expense	Foreign Exchange Losses	Charitable Donations and Grants
		(14)	(15)	(16)	(17)	(18)
C181	Printing and service activities related to printing	-	2,858	-	61	429
C192	Manufacture of refined petroleum products	S	S	S	S	S
C201	Manufacture of basic chemicals	-	2,538	-	13	1,813
C202	Manufacture of other chemical products, n.e.c.	S	S	S	S	S
C221	Manufacture of rubber products	S	S	S	S	S
C222	Manufacture of plastics products	S	S	S	S	S
C231	Manufacture of glass and glass products	S	S	S	S	S
C239	Manufacture of non-metallic mineral products, n.e.c.	-	413	-	-	-
C241	Manufacture of basic iron and steel	-	608	-	-	-
C243	Casting of metals	S	S	S	S	S
C251	Manufacture of structural metal products, tanks, reservoirs and steam generators	-	1	-	-	854
C259	Manufacture of other fabricated metal products; metal working service activities	-	7,440	72	11,932	220
C301	Building of ships and boats	S	S	S	S	S
C310	Manufacture of furniture	275	140	-	-	108
C323	Manufacture of sports goods	S	S	S	S	S
C331	Repair of fabricated metal products, machinery and equipment	-	6,344	-	-	1,606
	XIII – Caraga	35,738	128,091	1,757	1,705,197	7,861
C101	Processing and preserving of meat	-	1,154	-	-	32
C102	Processing and preserving of fish, crustaceans and mollusks	S	S	S	S	S
C103	Processing and preserving of fruits and vegetables	S	S	S	S	S
C104	Manufacture of vegetable and animal oils and fats	-	16,338	1,264	-	89
C106	Manufacture of grain mill products, starches and starch products	-	14,736	-	-	-
C107	Manufacture of other food products	-	8,946	-	-	42
C108	Manufacture of prepared animal feeds	-	-	-	-	-
C110	Manufacture of beverages	-	743	-	-	-
C139	Manufacture of other textiles	-	446	-	-	-
C141	Manufacture of wearing apparel, except fur apparel	-	-	-	-	-
C142	Custom tailoring and dressmaking	-	-	-	-	-
C161	Sawmilling and planing of wood	-	3,551	-	-	9

Table 5.3 Number of Establishments and General Administrative and Other Operating Expenses by Type for Manufacturing Establishments by Region and Industry Group: Philippines, 2018

(Values are in thousand PhP, except number of establishments. Details may not add up to total due to rounding and/or suppression.)

Continued

2009 PSIC Code	Region / Industry Description	General Administrative and Other Operating Expenses				
		Environmental Protection Expense	Other Depreciation Expense	Other Amortization Expense	Foreign Exchange Losses	Charitable Donations and Grants
		(14)	(15)	(16)	(17)	(18)
C162	Manufacture of products of wood, cork, straw and plaiting materials	6,163	36,839	-	-	-
C181	Printing and service activities related to printing	-	448	23	-	61
C201	Manufacture of basic chemicals	S	S	S	S	S
C202	Manufacture of other chemical products, n.e.c.	-	8,386	-	-	68
C231	Manufacture of glass and glass products	S	S	S	S	S
C239	Manufacture of non-metallic mineral products, n.e.c.	9,438	11,241	156	13,983	7,500
C241	Manufacture of basic iron and steel	-	-	-	-	-
C242	Manufacture of basic precious and other non-ferrous metals	S	S	S	S	S
C259	Manufacture of other fabricated metal products; metal working service activities	-	6,954	1,230	-	-
C275	Manufacture of domestic appliances	-	7	-	-	-
C301	Building of ships and boats	S	S	S	S	S
C309	Manufacture of transport equipment, n.e.c.	-	-	-	-	-
C310	Manufacture of furniture	137	172	-	-	60
C321	Manufacture of jewelry, bijouterie and related articles	-	2	-	-	-
C324	Manufacture of games and toys	-	-	-	-	-
C329	Other manufacturing, n.e.c.	-	390	-	-	-
C331	Repair of fabricated metal products, machinery and equipment	-	4,773	-	-	-
	Autonomous Region in Muslim Mindanao	-	20,675	1,009	-	182
C104	Manufacture of vegetable and animal oils and fats	S	S	S	S	S
C106	Manufacture of grain mill products, starches and starch products	-	15,783	1,009	-	60
C107	Manufacture of other food products	-	643	-	-	121
C108	Manufacture of prepared animal feeds	-	-	-	-	-
C110	Manufacture of beverages	-	-	-	-	-
C142	Custom tailoring and dressmaking	-	72	-	-	-
C181	Printing and service activities related to printing	-	821	-	-	-
C221	Manufacture of rubber products	S	S	S	S	S
C239	Manufacture of non-metallic mineral products, n.e.c.	-	23	-	-	-
C251	Manufacture of structural metal products, tanks, reservoirs and steam generators	-	-	-	-	-
C310	Manufacture of furniture	-	360	-	-	-

Table 5.3 Number of Establishments and General Administrative and Other Operating Expenses by Type for Manufacturing Establishments by Region and Industry Group: Philippines, 2018

(Values are in thousand PhP, except number of establishments. Details may not add up to total due to rounding and/or suppression.)

Continued

2009 PSIC Code	Region / Industry Description	General Administrative and Other Operating Expenses				
		Bad and Doubtful Debts	Loss from Sale of Assets	Loss Resulting from the Change in the Fair Value of Assets, Inventories	Loss from Sale of Investment Assets and Marketable Securities	Other Expense
		(19)	(20)	(21)	(22)	(23)
	Philippines	2,129,417	766,887	1,526,699	314,050	31,997,325
C101	Processing and preserving of meat	613,013	176	117,847	12,615	90,560
C102	Processing and preserving of fish, crustaceans and mollusks	22,391	-	23,950	258	270,643
C103	Processing and preserving of fruits and vegetables	8,021	48,345	23,299	-	2,546,804
C104	Manufacture of vegetable and animal oils and fats	39,755	-	119,634	-	406,011
C105	Manufacture of dairy products	7,884	4,475	1,292	-	214,423
C106	Manufacture of grain mill products, starches and starch products	68,918	250	3,840	-	710,160
C107	Manufacture of other food products	255,045	4,817	171,425	-	913,220
C108	Manufacture of prepared animal feeds	41,444	4,180	456	9,941	1,734,013
C110	Manufacture of beverages	322,947	1,687	20,744	-	9,666,041
C120	Manufacture of tobacco products	21,946	-	10,034	-	2,704,579
C131	Spinning, weaving and finishing of textiles	172	1,684	-	-	17,530
C139	Manufacture of other textiles	4,849	678	377	-	35,972
C141	Manufacture of wearing apparel, except fur apparel	42,454	4,527	219	-	249,669
C142	Custom tailoring and dressmaking	222	200	161	-	8,973
C143	Manufacture of knitted and crocheted apparel	-	703	163	-	2,896
C151	Tanning and dressing of leather; manufacture of luggage and handbags	-	-	-	-	13,761
C152	Manufacture of footwear	10,112	-	2,329	-	40,181
C161	Sawmilling and planing of wood	100	-	-	-	10,490
C162	Manufacture of products of wood, cork, straw and plaiting materials	5,814	-	-	248	48,843
C170	Manufacture of paper and paper products	27,532	45,983	43,241	196	195,483
C181	Printing and service activities related to printing	35,509	176	5,173	-	156,361
C182	Reproduction of recorded media	-	-	-	-	-
C192	Manufacture of refined petroleum products	1,556	-	708	-	95,204
C199	Manufacture of other fuel products	2,346	-	-	-	5,376
C201	Manufacture of basic chemicals	19,808	12,499	38,361	49	1,382,110
C202	Manufacture of other chemical products, n.e.c.	77,731	32,765	66,006	459	402,211
C203	Manufacture of man-made fibers	S	S	S	S	S
C210	Manufacture of pharmaceuticals, medicinal chemical and botanical products	85,358	1,317	612,222	-	581,899
C221	Manufacture of rubber products	1,081	1,552	33,268	-	89,078

Table 5.3 Number of Establishments and General Administrative and Other Operating Expenses by Type for Manufacturing Establishments by Region and Industry Group: Philippines, 2018

(Values are in thousand PhP, except number of establishments. Details may not add up to total due to rounding and/or suppression.)

Continued

2009 PSIC Code	Region / Industry Description	General Administrative and Other Operating Expenses				
		Bad and Doubtful Debts	Loss from Sale of Assets	Loss Resulting from the Change in the Fair Value of Assets, Inventories	Loss from Sale of Investment Assets and Marketable Securities	Other Expense
		(19)	(20)	(21)	(22)	(23)
C222	Manufacture of plastics products	34,802	4,192	5,909	77	202,870
C231	Manufacture of glass and glass products	23	-	-	147	486,692
C239	Manufacture of non-metallic mineral products, n.e.c.	39,819	7,456	1,026	22,644	1,784,393
C241	Manufacture of basic iron and steel	51,392	56,258	9,081	4	264,554
C242	Manufacture of basic precious and other non-ferrous metals	36,584	-	-	-	240,063
C243	Casting of metals	165	-	6,141	-	74,491
C251	Manufacture of structural metal products, tanks, reservoirs and steam generators	2,629	1,338	-	-	104,670
C252	Manufacture of weapons and ammunition	1,136	-	-	-	2,394
C259	Manufacture of other fabricated metal products; metal working service activities	63,888	14,688	9,782	1,354	346,791
C261	Manufacture of electronic components	37,523	269,872	52,415	265,639	2,219,868
C262	Manufacture of computers and peripheral equipment and accessories	64	25,155	-	-	92,927
C263	Manufacture of communication equipment	-	13,634	-	-	29,419
C264	Manufacture of consumer electronics	13,227	8,907	7,312	-	22,662
C265	Manufacture of measuring, testing, navigating and control equipment; watches and clocks	1,726	-	-	-	2,480
C267	Manufacture of optical instruments and photographic equipment	1,763	12,796	2,447	-	34,927
C271	Manufacture of electric motors, generators, transformers and electricity distribution and control apparatus	16,367	4,193	7,224	93	59,005
C272	Manufacture of batteries and accumulators	904	-	-	-	16,151
C273	Manufacture of wiring and wiring devices	41,229	2,145	13,458	-	39,521
C274	Manufacture of electric lighting equipment	-	440	-	-	42,744
C275	Manufacture of domestic appliances	1,617	-	125	8	9,902
C279	Manufacture of other electrical equipment	2,888	632	-	-	126,074
C281	Manufacture of general purpose machinery	8,625	1,974	1,590	-	226,932
C282	Manufacture of special purpose machinery	2,240	1,027	-	209	52,716
C291	Manufacture of motor vehicles	18,874	1,428	-	-	52,889

Table 5.3 Number of Establishments and General Administrative and Other Operating Expenses by Type for Manufacturing Establishments by Region and Industry Group: Philippines, 2018

(Values are in thousand PhP, except number of establishments. Details may not add up to total due to rounding and/or suppression.)

Continued

2009 PSIC Code	Region / Industry Description	General Administrative and Other Operating Expenses				
		Bad and Doubtful Debts	Loss from Sale of Assets	Loss Resulting from the Change in the Fair Value of Assets, Inventories	Loss from Sale of Investment Assets and Marketable Securities	Other Expense
		(19)	(20)	(21)	(22)	(23)
C292	Manufacture of bodies (coachwork) for motor vehicles; manufacture of trailers and semi-trailers	-	-	-	-	11,905
C293	Manufacture of parts and accessories for motor vehicles	4,811	110,826	9,642	-	474,461
C301	Building of ships and boats	131	28,050	-	-	954,354
C302	Manufacture of railway locomotive and rolling stock	S	S	S	S	S
C303	Manufacture of air and spacecraft and related machinery	-	-	-	-	58,117
C309	Manufacture of transport equipment, n.e.c.	1,598	1,667	92,833	-	578,683
C310	Manufacture of furniture	8,687	932	534	-	59,095
C321	Manufacture of jewelry, bijouterie and related articles	-	23	2,546	23	6,809
C322	Manufacture of musical instruments	-	-	-	-	45
C323	Manufacture of sports goods	-	64	2,273	13	2,969
C324	Manufacture of games and toys	351	-	1,168	-	62,565
C325	Manufacture of medical and dental instruments and supplies	1,743	23,841	104	-	483,415
C329	Other manufacturing, n.e.c.	15,076	52	4,804	-	18,941
C331	Repair of fabricated metal products, machinery and equipment	3,530	9,281	1,536	74	157,768
C332	Installation of industrial machinery and equipment	-	-	-	-	131
	National Capital Region	516,474	15,594	485,869	13,133	10,509,838
C101	Processing and preserving of meat	20,045	132	19,710	12,615	46,591
C102	Processing and preserving of fish, crustaceans and mollusks	3,717	-	2,932	-	7,682
C103	Processing and preserving of fruits and vegetables	5,040	-	102	-	793,383
C104	Manufacture of vegetable and animal oils and fats	-	-	109,852	-	162,974
C105	Manufacture of dairy products	7,667	873	1,292	-	206,480
C106	Manufacture of grain mill products, starches and starch products	11,872	-	3,784	-	-
C107	Manufacture of other food products	185,431	-	18,038	-	-
C108	Manufacture of prepared animal feeds	-	-	-	-	591,838
C110	Manufacture of beverages	38,605	-	3,907	-	4,655,535
C120	Manufacture of tobacco products	11,660	-	-	-	2,116,155
C131	Spinning, weaving and finishing of textiles	-	-	-	-	11,043
C139	Manufacture of other textiles	359	678	377	-	19,080
C141	Manufacture of wearing apparel, except fur apparel	6,494	-	-	-	54,450
C142	Custom tailoring and dressmaking	-	-	-	-	1,203

Table 5.3 Number of Establishments and General Administrative and Other Operating Expenses by Type for Manufacturing Establishments by Region and Industry Group: Philippines, 2018

(Values are in thousand PhP, except number of establishments. Details may not add up to total due to rounding and/or suppression.)

Continued

2009 PSIC Code	Region / Industry Description	General Administrative and Other Operating Expenses				
		Bad and Doubtful Debts	Loss from Sale of Assets	Loss Resulting from the Change in the Fair Value of Assets, Inventories	Loss from Sale of Investment Assets and Marketable Securities	Other Expense
		(19)	(20)	(21)	(22)	(23)
C143	Manufacture of knitted and crocheted apparel	-	703	-	-	-
C151	Tanning and dressing of leather; manufacture of luggage and handbags	-	-	-	-	6,039
C152	Manufacture of footwear	-	-	-	-	17,753
C161	Sawmilling and planing of wood	-	-	-	-	73
C162	Manufacture of products of wood, cork, straw and plaiting materials	-	-	-	-	2,217
C170	Manufacture of paper and paper products	18,207	-	32,145	-	127,009
C181	Printing and service activities related to printing	17,551	-	-	-	95,009
C192	Manufacture of refined petroleum products	-	-	-	-	1813
C199	Manufacture of other fuel products	S	S	S	S	S
C201	Manufacture of basic chemicals	1,830	2,766	12,672	-	27,673
C202	Manufacture of other chemical products, n.e.c.	6,350	708	41,101	403	71,689
C203	Manufacture of man-made fibers	S	S	S	S	S
C210	Manufacture of pharmaceuticals, medicinal chemical and botanical products	73,093	-	206,456	-	499,333
C221	Manufacture of rubber products	-	-	-	-	14,980
C222	Manufacture of plastics products	388	-	-	-	-
C231	Manufacture of glass and glass products	-	-	-	-	30,715
C239	Manufacture of non-metallic mineral products, n.e.c.	4,158	-	-	-	26,203
C241	Manufacture of basic iron and steel	25,973	-	-	-	12,612
C242	Manufacture of basic precious and other non-ferrous metals	36,584	-	-	-	77,931
C243	Casting of metals	165	-	-	-	12,034
C251	Manufacture of structural metal products, tanks, reservoirs and steam generators	60	251	-	-	57,510
C252	Manufacture of weapons and ammunition	768	-	-	-	2,356
C259	Manufacture of other fabricated metal products; metal working service activities	12,760	-	-	-	111,148
C261	Manufacture of electronic components	2,998	-	26,131	-	222,868
C262	Manufacture of computers and peripheral equipment and accessories	S	S	S	S	S
C264	Manufacture of consumer electronics	-	-	-	-	-

Table 5.3 Number of Establishments and General Administrative and Other Operating Expenses by Type for Manufacturing Establishments by Region and Industry Group: Philippines, 2018

(Values are in thousand PhP, except number of establishments. Details may not add up to total due to rounding and/or suppression.)

Continued

2009 PSIC Code	Region / Industry Description	General Administrative and Other Operating Expenses				
		Bad and Doubtful Debts	Loss from Sale of Assets	Loss Resulting from the Change in the Fair Value of Assets, Inventories	Loss from Sale of Investment Assets and Marketable Securities	Other Expense
		(19)	(20)	(21)	(22)	(23)
C265	Manufacture of measuring, testing, navigating and control equipment; watches and clocks	-	-	-	-	562
C267	Manufacture of optical instruments and photographic equipment	S	S	S	S	S
C271	Manufacture of electric motors, generators, transformers and electricity distribution and control apparatus	36	64	491	93	3,182
C272	Manufacture of batteries and accumulators	S	S	S	S	S
C273	Manufacture of wiring and wiring devices	3,619	-	-	-	8,590
C274	Manufacture of electric lighting equipment	-	-	-	-	3,827
C275	Manufacture of domestic appliances	-	-	125	8	4,665
C279	Manufacture of other electrical equipment	-	-	-	-	50
C281	Manufacture of general purpose machinery	1,654	50	-	-	99,813
C282	Manufacture of special purpose machinery	65	139	-	-	6,487
C291	Manufacture of motor vehicles	-	-	-	-	383
C292	Manufacture of bodies (coachwork) for motor vehicles; manufacture of trailers and semi-trailers	-	-	-	-	7,162
C293	Manufacture of parts and accessories for motor vehicles	-	-	-	-	5,255
C301	Building of ships and boats	131	-	-	-	1,273
C303	Manufacture of air and spacecraft and related machinery	S	S	S	S	S
C309	Manufacture of transport equipment, n.e.c.	-	124	-	-	196,792
C310	Manufacture of furniture	-	-	-	-	21,143
C321	Manufacture of jewelry, bijouterie and related articles	-	-	-	-	921
C322	Manufacture of musical instruments	S	S	S	S	S
C323	Manufacture of sports goods	-	-	312	13	2,785
C324	Manufacture of games and toys	-	-	-	-	2
C325	Manufacture of medical and dental instruments and supplies	121	-	104	-	6,599
C329	Other manufacturing, n.e.c.	14,285	-	4,804	-	9,413
C331	Repair of fabricated metal products, machinery and equipment	2,379	9,106	1,536	-	33,120
C332	Installation of industrial machinery and equipment	-	-	-	-	131

Table 5.3 Number of Establishments and General Administrative and Other Operating Expenses by Type for Manufacturing Establishments by Region and Industry Group: Philippines, 2018

(Values are in thousand PhP, except number of establishments. Details may not add up to total due to rounding and/or suppression.)

Continued

2009 PSIC Code	Region / Industry Description	General Administrative and Other Operating Expenses				
		Bad and Doubtful Debts	Loss from Sale of Assets	Loss Resulting from the Change in the Fair Value of Assets, Inventories	Loss from Sale of Investment Assets and Marketable Securities	Other Expense
		(19)	(20)	(21)	(22)	(23)
	Cordillera Administrative Region	-	407	100	-	70,293
C101	Processing and preserving of meat	-	-	-	-	-
C102	Processing and preserving of fish, crustaceans and mollusks	-	-	-	-	1
C103	Processing and preserving of fruits and vegetables	-	-	-	-	5
C105	Manufacture of dairy products	S	S	S	S	S
C106	Manufacture of grain mill products, starches and starch products	-	-	-	-	-
C107	Manufacture of other food products	-	-	-	-	364
C110	Manufacture of beverages	-	-	-	-	-
C131	Spinning, weaving and finishing of textiles	-	-	-	-	1,734
C139	Manufacture of other textiles	-	-	-	-	801
C141	Manufacture of wearing apparel, except fur apparel	S	S	S	S	S
C142	Custom tailoring and dressmaking	-	200	100	-	199
C162	Manufacture of products of wood, cork, straw and plaiting materials	-	-	-	-	2
C181	Printing and service activities related to printing	-	-	-	-	-
C201	Manufacture of basic chemicals	-	-	-	-	146
C221	Manufacture of rubber products	-	-	-	-	-
C222	Manufacture of plastics products	S	S	S	S	S
C231	Manufacture of glass and glass products	S	S	S	S	S
C239	Manufacture of non-metallic mineral products, n.e.c.	-	-	-	-	7,506
C241	Manufacture of basic iron and steel	-	-	-	-	-
C251	Manufacture of structural metal products, tanks, reservoirs and steam generators	-	-	-	-	-
C259	Manufacture of other fabricated metal products; metal working service activities	-	-	-	-	1
C261	Manufacture of electronic components	S	S	S	S	S
C303	Manufacture of air and spacecraft and related machinery	S	S	S	S	S
C310	Manufacture of furniture	-	-	-	-	-
C321	Manufacture of jewelry, bijouterie and related articles	S	S	S	S	S
	I – Ilocos Region	3,048	612	3,492	-	107,199
C101	Processing and preserving of meat	256	-	-	-	397

Table 5.3 Number of Establishments and General Administrative and Other Operating Expenses by Type for Manufacturing Establishments by Region and Industry Group: Philippines, 2018

(Values are in thousand PhP, except number of establishments. Details may not add up to total due to rounding and/or suppression.)

Continued

2009 PSIC Code	Region / Industry Description	General Administrative and Other Operating Expenses				
		Bad and Doubtful Debts	Loss from Sale of Assets	Loss Resulting from the Change in the Fair Value of Assets, Inventories	Loss from Sale of Investment Assets and Marketable Securities	Other Expense
		(19)	(20)	(21)	(22)	(23)
C102	Processing and preserving of fish, crustaceans and mollusks	-	-	-	-	181
C103	Processing and preserving of fruits and vegetables	271	159	85	-	2,259
C105	Manufacture of dairy products	S	S	S	S	S
C106	Manufacture of grain mill products, starches and starch products	990	-	-	-	4,787
C107	Manufacture of other food products	-	408	408	-	28,122
C108	Manufacture of prepared animal feeds	-	-	-	-	229
C110	Manufacture of beverages	-	-	2,923	-	12,418
C120	Manufacture of tobacco products	S	S	S	S	S
C131	Spinning, weaving and finishing of textiles	-	-	-	-	1
C141	Manufacture of wearing apparel, except fur apparel	-	-	-	-	-
C142	Custom tailoring and dressmaking	-	-	-	-	11
C152	Manufacture of footwear	-	-	-	-	53
C162	Manufacture of products of wood, cork, straw and plaiting materials	-	-	-	-	-
C170	Manufacture of paper and paper products	1,439	-	-	-	-
C181	Printing and service activities related to printing	-	-	-	-	4,990
C201	Manufacture of basic chemicals	-	-	-	-	4,851
C210	Manufacture of pharmaceuticals, medicinal chemical and botanical products	S	S	S	S	S
C221	Manufacture of rubber products	-	-	-	-	-
C231	Manufacture of glass and glass products	-	-	-	-	1
C239	Manufacture of non-metallic mineral products, n.e.c.	-	-	-	-	47,328
C241	Manufacture of basic iron and steel	-	-	-	-	52
C251	Manufacture of structural metal products, tanks, reservoirs and steam generators	-	-	-	-	82
C259	Manufacture of other fabricated metal products; metal working service activities	-	-	-	-	-
C273	Manufacture of wiring and wiring devices	S	S	S	S	S
C282	Manufacture of special purpose machinery	S	S	S	S	S
C292	Manufacture of bodies (coachwork) for motor vehicles; manufacture of trailers and semi-trailers	-	-	-	-	157

Table 5.3 Number of Establishments and General Administrative and Other Operating Expenses by Type for Manufacturing Establishments by Region and Industry Group: Philippines, 2018

(Values are in thousand PhP, except number of establishments. Details may not add up to total due to rounding and/or suppression.)

Continued

2009 PSIC Code	Region / Industry Description	General Administrative and Other Operating Expenses				
		Bad and Doubtful Debts	Loss from Sale of Assets	Loss Resulting from the Change in the Fair Value of Assets, Inventories	Loss from Sale of Investment Assets and Marketable Securities	Other Expense
		(19)	(20)	(21)	(22)	(23)
C293	Manufacture of parts and accessories for motor vehicles	-	-	-	-	-
C309	Manufacture of transport equipment, n.e.c.	-	45	75	-	1
C321	Manufacture of jewelry, bijouterie and related articles	S	S	S	S	S
C324	Manufacture of games and toys	S	S	S	S	S
C329	Other manufacturing, n.e.c.	-	-	-	-	65
C331	Repair of fabricated metal products, machinery and equipment	-	-	-	-	1,079
	II – Cagayan Valley	8,748	-	12,003	-	188,749
C101	Processing and preserving of meat	-	-	-	-	2,063
C102	Processing and preserving of fish, crustaceans and mollusks	-	-	-	-	-
C103	Processing and preserving of fruits and vegetables	-	-	-	-	40
C104	Manufacture of vegetable and animal oils and fats	S	S	S	S	S
C105	Manufacture of dairy products	-	-	-	-	12
C106	Manufacture of grain mill products, starches and starch products	-	-	-	-	110,785
C107	Manufacture of other food products	1,530	-	967	-	1,076
C108	Manufacture of prepared animal feeds	-	-	-	-	6,360
C110	Manufacture of beverages	-	-	1,001	-	62,381
C120	Manufacture of tobacco products	6,458	-	10,034	-	1384
C131	Spinning, weaving and finishing of textiles	-	-	-	-	-
C139	Manufacture of other textiles	-	-	-	-	-
C142	Custom tailoring and dressmaking	-	-	-	-	143
C151	Tanning and dressing of leather; manufacture of luggage and handbags	-	-	-	-	-
C162	Manufacture of products of wood, cork, straw and plaiting materials	-	-	-	-	1
C181	Printing and service activities related to printing	761	-	-	-	1,016
C182	Reproduction of recorded media	-	-	-	-	-
C199	Manufacture of other fuel products	S	S	S	S	S
C201	Manufacture of basic chemicals	S	S	S	S	S
C222	Manufacture of plastics products	-	-	-	-	-
C239	Manufacture of non-metallic mineral products, n.e.c.	-	-	-	-	969
C241	Manufacture of basic iron and steel	-	-	-	-	37

Table 5.3 Number of Establishments and General Administrative and Other Operating Expenses by Type for Manufacturing Establishments by Region and Industry Group: Philippines, 2018

(Values are in thousand PhP, except number of establishments. Details may not add up to total due to rounding and/or suppression.)

Continued

2009 PSIC Code	Region / Industry Description	General Administrative and Other Operating Expenses				
		Bad and Doubtful Debts	Loss from Sale of Assets	Loss Resulting from the Change in the Fair Value of Assets, Inventories	Loss from Sale of Investment Assets and Marketable Securities	Other Expense
		(19)	(20)	(21)	(22)	(23)
C251	Manufacture of structural metal products, tanks, reservoirs and steam generators	-	-	-	-	1
C252	Manufacture of weapons and ammunition	S	S	S	S	S
C259	Manufacture of other fabricated metal products; metal working service activities	-	-	-	-	1
C279	Manufacture of other electrical equipment	-	-	-	-	302
C282	Manufacture of special purpose machinery	-	-	-	-	1,539
C310	Manufacture of furniture	-	-	-	-	-
C321	Manufacture of jewelry, bijouterie and related articles	-	-	-	-	-
C329	Other manufacturing, n.e.c.	S	S	S	S	S
C331	Repair of fabricated metal products, machinery and equipment	-	-	-	-	61
	III – Central Luzon	292,200	70,279	55,717	24,080	3,926,223
C101	Processing and preserving of meat	31,537	-	46	-	1,206
C102	Processing and preserving of fish, crustaceans and mollusks	511	-	-	58	8,980
C103	Processing and preserving of fruits and vegetables	873	-	10,209	-	56,791
C104	Manufacture of vegetable and animal oils and fats	-	-	-	-	72
C105	Manufacture of dairy products	125	3,602	-	-	-
C106	Manufacture of grain mill products, starches and starch products	33,691	-	-	-	2,801
C107	Manufacture of other food products	1,405	-	3,123	-	109,616
C108	Manufacture of prepared animal feeds	17,361	4,180	390	1,223	33,199
C110	Manufacture of beverages	106,764	-	777	-	1,791,011
C120	Manufacture of tobacco products	S	S	S	S	S
C131	Spinning, weaving and finishing of textiles	-	102	-	-	1,006
C139	Manufacture of other textiles	675	-	-	-	12,941
C141	Manufacture of wearing apparel, except fur apparel	-	219	219	-	115,459
C142	Custom tailoring and dressmaking	-	-	-	-	-
C143	Manufacture of knitted and crocheted apparel	-	-	-	-	777
C151	Tanning and dressing of leather; manufacture of luggage and handbags	-	-	-	-	7,009
C152	Manufacture of footwear	10,112	-	2,329	-	5,013

Table 5.3 Number of Establishments and General Administrative and Other Operating Expenses by Type for Manufacturing Establishments by Region and Industry Group: Philippines, 2018

(Values are in thousand PhP, except number of establishments. Details may not add up to total due to rounding and/or suppression.)

Continued

2009 PSIC Code	Region / Industry Description	General Administrative and Other Operating Expenses				
		Bad and Doubtful Debts	Loss from Sale of Assets	Loss Resulting from the Change in the Fair Value of Assets, Inventories	Loss from Sale of Investment Assets and Marketable Securities	Other Expense
		(19)	(20)	(21)	(22)	(23)
C161	Sawmilling and planing of wood	S	S	S	S	S
C162	Manufacture of products of wood, cork, straw and plaiting materials	2	-	-	-	3,395
C170	Manufacture of paper and paper products	707	7,019	-	-	5,703
C181	Printing and service activities related to printing	5	-	-	-	1,859
C192	Manufacture of refined petroleum products	618	-	708	-	193
C201	Manufacture of basic chemicals	683	8,444	663	-	42,813
C202	Manufacture of other chemical products, n.e.c.	11,358	11,384	-	-	12,902
C210	Manufacture of pharmaceuticals, medicinal chemical and botanical products	130	-	-	-	6,716
C221	Manufacture of rubber products	-	512	31,168	-	18,443
C222	Manufacture of plastics products	3,359	-	-	-	53,610
C231	Manufacture of glass and glass products	-	-	-	147	891
C239	Manufacture of non-metallic mineral products, n.e.c.	9,240	155	-	22,630	316,774
C241	Manufacture of basic iron and steel	13,138	-	5,718	-	137,431
C242	Manufacture of basic precious and other non-ferrous metals	-	-	-	-	6,382
C243	Casting of metals	-	-	-	-	1,195
C251	Manufacture of structural metal products, tanks, reservoirs and steam generators	2,300	-	-	-	10,262
C259	Manufacture of other fabricated metal products; metal working service activities	-	-	-	-	-
C261	Manufacture of electronic components	878	-	344	-	156,129
C262	Manufacture of computers and peripheral equipment and accessories	-	-	-	-	41,626
C263	Manufacture of communication equipment	S	S	S	S	S
C264	Manufacture of consumer electronics	-	-	-	-	26
C265	Manufacture of measuring, testing, navigating and control equipment; watches and clocks	1,726	-	-	-	342
C271	Manufacture of electric motors, generators, transformers and electricity distribution and control apparatus	4,611	-	-	-	1,723
C272	Manufacture of batteries and accumulators	S	S	S	S	S

Table 5.3 Number of Establishments and General Administrative and Other Operating Expenses by Type for Manufacturing Establishments by Region and Industry Group: Philippines, 2018

(Values are in thousand PhP, except number of establishments. Details may not add up to total due to rounding and/or suppression.)

Continued

2009 PSIC Code	Region / Industry Description	General Administrative and Other Operating Expenses				
		Bad and Doubtful Debts	Loss from Sale of Assets	Loss Resulting from the Change in the Fair Value of Assets, Inventories	Loss from Sale of Investment Assets and Marketable Securities	Other Expense
		(19)	(20)	(21)	(22)	(23)
C273	Manufacture of wiring and wiring devices	36,559	-	-	-	173
C274	Manufacture of electric lighting equipment	-	-	-	-	-
C275	Manufacture of domestic appliances	-	-	-	-	46
C279	Manufacture of other electrical equipment	-	-	-	-	1
C281	Manufacture of general purpose machinery	-	-	-	-	11,262
C282	Manufacture of special purpose machinery	-	-	-	-	1,857
C291	Manufacture of motor vehicles	711	-	-	-	198
C292	Manufacture of bodies (coachwork) for motor vehicles; manufacture of trailers and semi-trailers	S	S	S	S	S
C293	Manufacture of parts and accessories for motor vehicles	-	2,798	-	-	1,921
C301	Building of ships and boats	S	S	S	S	S
C303	Manufacture of air and spacecraft and related machinery	-	-	-	-	6,348
C309	Manufacture of transport equipment, n.e.c.	150	-	-	-	278
C310	Manufacture of furniture	-	-	-	-	6,443
C321	Manufacture of jewelry, bijouterie and related articles	-	23	23	23	267
C322	Manufacture of musical instruments	S	S	S	S	S
C323	Manufacture of sports goods	-	-	-	-	1
C324	Manufacture of games and toys	351	-	-	-	-
C325	Manufacture of medical and dental instruments and supplies	-	3,564	-	-	8,574
C329	Other manufacturing, n.e.c.	302	52	-	-	4,123
C331	Repair of fabricated metal products, machinery and equipment	967	176	-	-	74,215
C332	Installation of industrial machinery and equipment	S	S	S	S	S
	IVA – CALABARZON	1,116,827	559,894	753,119	269,021	9,956,454
C101	Processing and preserving of meat	556,822	-	98,091	-	-
C102	Processing and preserving of fish, crustaceans and mollusks	6,727	-	-	-	761
C103	Processing and preserving of fruits and vegetables	873	47,848	7,516	-	6,549
C104	Manufacture of vegetable and animal oils and fats	2,161	-	-	-	87,039
C105	Manufacture of dairy products	-	-	-	-	-

Table 5.3 Number of Establishments and General Administrative and Other Operating Expenses by Type for Manufacturing Establishments by Region and Industry Group: Philippines, 2018

(Values are in thousand PhP, except number of establishments. Details may not add up to total due to rounding and/or suppression.)

Continued

2009 PSIC Code	Region / Industry Description	General Administrative and Other Operating Expenses				
		Bad and Doubtful Debts	Loss from Sale of Assets	Loss Resulting from the Change in the Fair Value of Assets, Inventories	Loss from Sale of Investment Assets and Marketable Securities	Other Expense
		(19)	(20)	(21)	(22)	(23)
C106	Manufacture of grain mill products, starches and starch products	-	-	-	-	36,732
C107	Manufacture of other food products	47,389	4,307	13,015	-	284,159
C108	Manufacture of prepared animal feeds	23,714	-	66	1,152	19,557
C110	Manufacture of beverages	144,491	-	7,085	-	2,446,114
C120	Manufacture of tobacco products	3,379	-	-	-	588,123
C131	Spinning, weaving and finishing of textiles	-	1,582	-	-	3,262
C139	Manufacture of other textiles	2,315	-	-	-	1,335
C141	Manufacture of wearing apparel, except fur apparel	35,714	-	-	-	48,159
C142	Custom tailoring and dressmaking	164	-	-	-	6184
C143	Manufacture of knitted and crocheted apparel	-	-	163	-	1,458
C151	Tanning and dressing of leather; manufacture of luggage and handbags	-	-	-	-	478
C152	Manufacture of footwear	-	-	-	-	17,468
C161	Sawmilling and planing of wood	S	S	S	S	S
C162	Manufacture of products of wood, cork, straw and plaiting materials	5,800	-	-	201	30,630
C170	Manufacture of paper and paper products	1,200	-	9,423	196	21,761
C181	Printing and service activities related to printing	8,110	13	5,173	-	7,285
C182	Reproduction of recorded media	S	S	S	S	S
C192	Manufacture of refined petroleum products	S	S	S	S	S
C199	Manufacture of other fuel products	S	S	S	S	S
C201	Manufacture of basic chemicals	1,642	1,290	5,696	49	1,264,578
C202	Manufacture of other chemical products, n.e.c.	57,094	20,673	22,996	56	221,357
C210	Manufacture of pharmaceuticals, medicinal chemical and botanical products	12,136	1,317	405,766	-	71,094
C221	Manufacture of rubber products	1,081	1,039	-	-	3,513
C222	Manufacture of plastics products	27,824	3,884	5,391	77	131,207
C231	Manufacture of glass and glass products	23	-	-	-	450,829
C239	Manufacture of non-metallic mineral products, n.e.c.	13,631	5,319	1,026	14	768,755
C241	Manufacture of basic iron and steel	11,835	-	-	-	67,305
C242	Manufacture of basic precious and other non-ferrous metals	-	-	-	-	5,575
C243	Casting of metals	-	-	6,141	-	60,628

Table 5.3 Number of Establishments and General Administrative and Other Operating Expenses by Type for Manufacturing Establishments by Region and Industry Group: Philippines, 2018

(Values are in thousand PhP, except number of establishments. Details may not add up to total due to rounding and/or suppression.)

Continued

2009 PSIC Code	Region / Industry Description	General Administrative and Other Operating Expenses				
		Bad and Doubtful Debts	Loss from Sale of Assets	Loss Resulting from the Change in the Fair Value of Assets, Inventories	Loss from Sale of Investment Assets and Marketable Securities	Other Expense
		(19)	(20)	(21)	(22)	(23)
C251	Manufacture of structural metal products, tanks, reservoirs and steam generators	-	51	-	-	29,763
C252	Manufacture of weapons and ammunition	S	S	S	S	S
C259	Manufacture of other fabricated metal products; metal working service activities	48,665	14,688	9,272	1,354	132,807
C261	Manufacture of electronic components	33,648	269,872	25,941	265,639	1,768,933
C262	Manufacture of computers and peripheral equipment and accessories	-	25,155	-	-	52,984
C263	Manufacture of communication equipment	-	-	-	-	10,574
C264	Manufacture of consumer electronics	13,227	8,607	7,312	-	18,131
C265	Manufacture of measuring, testing, navigating and control equipment; watches and clocks	-	-	-	-	-
C267	Manufacture of optical instruments and photographic equipment	-	12,796	-	-	28,662
C271	Manufacture of electric motors, generators, transformers and electricity distribution and control apparatus	8,350	4,129	2,471	-	12,523
C272	Manufacture of batteries and accumulators	S	S	S	S	S
C273	Manufacture of wiring and wiring devices	1,051	2,145	13,458	-	29,630
C274	Manufacture of electric lighting equipment	-	440	-	-	38,780
C275	Manufacture of domestic appliances	1,617	-	-	-	4,267
C279	Manufacture of other electrical equipment	2,854	632	-	-	125,717
C281	Manufacture of general purpose machinery	6,971	1,924	1,590	-	107,925
C282	Manufacture of special purpose machinery	2,174	888	-	209	39,389
C291	Manufacture of motor vehicles	18,163	1,428	-	-	40,630
C292	Manufacture of bodies (coachwork) for motor vehicles; manufacture of trailers and semi-trailers	-	-	-	-	4,331
C293	Manufacture of parts and accessories for motor vehicles	4,138	108,028	9,642	-	361,315
C301	Building of ships and boats	-	-	-	-	14,458
C302	Manufacture of railway locomotive and rolling stock	S	S	S	S	S
C303	Manufacture of air and spacecraft and related machinery	S	S	S	S	S

Table 5.3 Number of Establishments and General Administrative and Other Operating Expenses by Type for Manufacturing Establishments by Region and Industry Group: Philippines, 2018

(Values are in thousand PhP, except number of establishments. Details may not add up to total due to rounding and/or suppression.)

Continued

2009 PSIC Code	Region / Industry Description	General Administrative and Other Operating Expenses				
		Bad and Doubtful Debts	Loss from Sale of Assets	Loss Resulting from the Change in the Fair Value of Assets, Inventories	Loss from Sale of Investment Assets and Marketable Securities	Other Expense
		(19)	(20)	(21)	(22)	(23)
C309	Manufacture of transport equipment, n.e.c.	1,448	1,497	92,757	-	381,614
C310	Manufacture of furniture	7,838	-	-	-	20,461
C321	Manufacture of jewelry, bijouterie and related articles	-	-	-	-	-
C322	Manufacture of musical instruments	S	S	S	S	S
C323	Manufacture of sports goods	-	64	1,961	-	-
C324	Manufacture of games and toys	-	-	1,168	-	1,344
C325	Manufacture of medical and dental instruments and supplies	1,622	20,277	-	-	468,243
C329	Other manufacturing, n.e.c.	-	-	-	-	-
C331	Repair of fabricated metal products, machinery and equipment	-	-	-	74	33,676
C332	Installation of industrial machinery and equipment	S	S	S	S	S
	MIMAROPA	1,138	148	-	-	82,781
C101	Processing and preserving of meat	-	-	-	-	-
C102	Processing and preserving of fish, crustaceans and mollusks	S	S	S	S	S
C103	Processing and preserving of fruits and vegetables	S	S	S	S	S
C104	Manufacture of vegetable and animal oils and fats	-	-	-	-	3,281
C105	Manufacture of dairy products	-	-	-	-	-
C106	Manufacture of grain mill products, starches and starch products	-	-	-	-	34,461
C107	Manufacture of other food products	-	-	-	-	5,297
C110	Manufacture of beverages	-	-	-	-	172
C131	Spinning, weaving and finishing of textiles	-	-	-	-	-
C141	Manufacture of wearing apparel, except fur apparel	-	-	-	-	-
C142	Custom tailoring and dressmaking	-	-	-	-	16
C151	Tanning and dressing of leather; manufacture of luggage and handbags	-	-	-	-	-
C161	Sawmilling and 830lanning of wood	-	-	-	-	50
C162	Manufacture of products of wood, cork, straw and plaiting materials	-	-	-	-	222
C181	Printing and service activities related to printing	-	-	-	-	1,081
C201	Manufacture of basic chemicals	-	-	-	-	-
C202	Manufacture of other chemical products, n.e.c.	S	S	S	S	S

Table 5.3 Number of Establishments and General Administrative and Other Operating Expenses by Type for Manufacturing Establishments by Region and Industry Group: Philippines, 2018

(Values are in thousand PhP, except number of establishments. Details may not add up to total due to rounding and/or suppression.)

Continued

2009 PSIC Code	Region / Industry Description	General Administrative and Other Operating Expenses				
		Bad and Doubtful Debts	Loss from Sale of Assets	Loss Resulting from the Change in the Fair Value of Assets, Inventories	Loss from Sale of Investment Assets and Marketable Securities	Other Expense
		(19)	(20)	(21)	(22)	(23)
C210	Manufacture of pharmaceuticals, medicinal chemical and botanical products	S	S	S	S	S
C222	Manufacture of plastics products	-	-	-	-	243
C239	Manufacture of non-metallic mineral products, n.e.c.	300	148	-	-	-
C241	Manufacture of basic iron and steel	-	-	-	-	-
C242	Manufacture of basic precious and other non-ferrous metals	S	S	S	S	S
C259	Manufacture of other fabricated metal products; metal working service activities	-	-	-	-	-
C282	Manufacture of special purpose machinery	S	S	S	S	S
C310	Manufacture of furniture	838	-	-	-	1,342
C331	Repair of fabricated metal products, machinery and equipment	-	-	-	-	15
	V – Bicol Region	2,921	18,964	1,734	47	177,597
C101	Processing and preserving of meat	100	-	-	-	-
C102	Processing and preserving of fish, crustaceans and mollusks	-	-	-	-	458
C103	Processing and preserving of fruits and vegetables	-	-	-	-	5
C104	Manufacture of vegetable and animal oils and fats	-	-	-	-	3,452
C105	Manufacture of dairy products	-	-	-	-	156
C106	Manufacture of grain mill products, starches and starch products	-	-	-	-	-
C107	Manufacture of other food products	453	-	-	-	4,884
C108	Manufacture of prepared animal feeds	-	-	-	-	721
C110	Manufacture of beverages	-	-	-	-	75,933
C120	Manufacture of tobacco products	S	S	S	S	S
C131	Spinning, weaving and finishing of textiles	-	-	-	-	-
C139	Manufacture of other textiles	700	-	-	-	1707
C141	Manufacture of wearing apparel, except fur apparel	-	-	-	-	198
C142	Custom tailoring and dressmaking	-	-	61	-	248
C151	Tanning and dressing of leather; manufacture of luggage and handbags	-	-	-	-	-
C152	Manufacture of footwear	-	-	-	-	-
C162	Manufacture of products of wood, cork, straw and plaiting materials	-	-	-	47	2,349
C170	Manufacture of paper and paper products	468	18,964	1,673	-	12,399

Table 5.3 Number of Establishments and General Administrative and Other Operating Expenses by Type for Manufacturing Establishments by Region and Industry Group: Philippines, 2018

(Values are in thousand PhP, except number of establishments. Details may not add up to total due to rounding and/or suppression.)

Continued

2009 PSIC Code	Region / Industry Description	General Administrative and Other Operating Expenses				
		Bad and Doubtful Debts	Loss from Sale of Assets	Loss Resulting from the Change in the Fair Value of Assets, Inventories	Loss from Sale of Investment Assets and Marketable Securities	Other Expense
		(19)	(20)	(21)	(22)	(23)
C181	Printing and service activities related to printing	674	-	-	-	1,462
C201	Manufacture of basic chemicals	7	-	-	-	1,332
C210	Manufacture of pharmaceuticals, medicinal chemical and botanical products	-	-	-	-	321
C231	Manufacture of glass and glass products	S	S	S	S	S
C239	Manufacture of non-metallic mineral products, n.e.c.	-	-	-	-	23235
C241	Manufacture of basic iron and steel	-	-	-	-	518
C242	Manufacture of basic precious and other non-ferrous metals	S	S	S	S	S
C251	Manufacture of structural metal products, tanks, reservoirs and steam generators	267	-	-	-	1,850
C259	Manufacture of other fabricated metal products; metal working service activities	-	-	-	-	-
C281	Manufacture of general purpose machinery	-	-	-	-	1
C282	Manufacture of special purpose machinery	-	-	-	-	-
C293	Manufacture of parts and accessories for motor vehicles	-	-	-	-	7
C310	Manufacture of furniture	-	-	-	-	485
C329	Other manufacturing, n.e.c.	252	-	-	-	-
C331	Repair of fabricated metal products, machinery and equipment	-	-	-	-	34
VI – Western Visayas		37,540	1,687	140,796	200	630,662
C101	Processing and preserving of meat	-	-	-	-	5,022
C102	Processing and preserving of fish, crustaceans and mollusks	21	-	-	200	4,709
C103	Processing and preserving of fruits and vegetables	S	S	S	S	S
C104	Manufacture of vegetable and animal oils and fats	-	-	-	-	1,330
C105	Manufacture of dairy products	-	-	-	-	-
C106	Manufacture of grain mill products, starches and starch products	-	-	-	-	11,369
C107	Manufacture of other food products	14,941	-	121,466	-	314,912
C108	Manufacture of prepared animal feeds	-	-	-	-	17,357
C110	Manufacture of beverages	14,663	1,687	-	-	259,393
C131	Spinning, weaving and finishing of textiles	-	-	-	-	7

Table 5.3 Number of Establishments and General Administrative and Other Operating Expenses by Type for Manufacturing Establishments by Region and Industry Group: Philippines, 2018

(Values are in thousand PhP, except number of establishments. Details may not add up to total due to rounding and/or suppression.)

Continued

2009 PSIC Code	Region / Industry Description	General Administrative and Other Operating Expenses				
		Bad and Doubtful Debts	Loss from Sale of Assets	Loss Resulting from the Change in the Fair Value of Assets, Inventories	Loss from Sale of Investment Assets and Marketable Securities	Other Expense
		(19)	(20)	(21)	(22)	(23)
C139	Manufacture of other textiles	-	-	-	-	-
C141	Manufacture of wearing apparel, except fur apparel	-	-	-	-	469
C142	Custom tailoring and dressmaking	-	-	-	-	26
C161	Sawmilling and 833lanning of wood	-	-	-	-	159
C162	Manufacture of products of wood, cork, straw and plaiting materials	-	-	-	-	2
C181	Printing and service activities related to printing	-	-	-	-	731
C192	Manufacture of refined petroleum products	S	S	S	S	S
C201	Manufacture of basic chemicals	7,585	-	19,330	-	9,869
C202	Manufacture of other chemical products, n.e.c.	S	S	S	S	S
C210	Manufacture of pharmaceuticals, medicinal chemical and botanical products	-	-	-	-	99
C221	Manufacture of rubber products	-	-	-	-	-
C222	Manufacture of plastics products	-	-	-	-	-
C231	Manufacture of glass and glass products	-	-	-	-	-
C239	Manufacture of non-metallic mineral products, n.e.c.	65	-	-	-	1,020
C241	Manufacture of basic iron and steel	-	-	-	-	16
C243	Casting of metals	-	-	-	-	-
C251	Manufacture of structural metal products, tanks, reservoirs and steam generators	-	-	-	-	1,129
C259	Manufacture of other fabricated metal products; metal working service activities	-	-	-	-	940
C265	Manufacture of measuring, testing, navigating and control equipment; watches and clocks	S	S	S	S	S
C267	Manufacture of optical instruments and photographic equipment	S	S	S	S	S
C282	Manufacture of special purpose machinery	-	-	-	-	37
C293	Manufacture of parts and accessories for motor vehicles	-	-	-	-	-
C310	Manufacture of furniture	-	-	-	-	603
C321	Manufacture of jewelry, bijouterie and related articles	-	-	-	-	18
C329	Other manufacturing, n.e.c.	-	-	-	-	517
C331	Repair of fabricated metal products, machinery and equipment	-	-	-	-	799

Table 5.3 Number of Establishments and General Administrative and Other Operating Expenses by Type for Manufacturing Establishments by Region and Industry Group: Philippines, 2018

(Values are in thousand PhP, except number of establishments. Details may not add up to total due to rounding and/or suppression.)

Continued

2009 PSIC Code	Region / Industry Description	General Administrative and Other Operating Expenses				
		Bad and Doubtful Debts	Loss from Sale of Assets	Loss Resulting from the Change in the Fair Value of Assets, Inventories	Loss from Sale of Investment Assets and Marketable Securities	Other Expense
		(19)	(20)	(21)	(22)	(23)
	VII – Central Visayas	39,329	98,569	34,672	-	1,808,519
C101	Processing and preserving of meat	885	-	-	-	12,337
C102	Processing and preserving of fish, crustaceans and mollusks	6,331	-	179	-	144,256
C103	Processing and preserving of fruits and vegetables	-	-	3,507	-	12,953
C104	Manufacture of vegetable and animal oils and fats	-	-	-	-	15,743
C105	Manufacture of dairy products	-	-	-	-	1,112
C106	Manufacture of grain mill products, starches and starch products	6,544	-	-	-	1,402
C107	Manufacture of other food products	-	102	14,408	-	47,273
C108	Manufacture of prepared animal feeds	369	-	-	-	294,230
C110	Manufacture of beverages	1,761	-	3,177	-	97,139
C131	Spinning, weaving and finishing of textiles	172	-	-	-	475
C139	Manufacture of other textiles	-	-	-	-	-
C141	Manufacture of wearing apparel, except fur apparel	212	4,308	-	-	25,961
C142	Custom tailoring and dressmaking	-	-	-	-	123
C151	Tanning and dressing of leather; manufacture of luggage and handbags	S	S	S	S	S
C152	Manufacture of footwear	-	-	-	-	-
C161	Sawmilling and planing of wood	-	-	-	-	1,550
C162	Manufacture of products of wood, cork, straw and plaiting materials	-	-	-	-	1,820
C170	Manufacture of paper and paper products	560	20,000	-	-	1,413
C181	Printing and service activities related to printing	1,923	163	-	-	33,651
C201	Manufacture of basic chemicals	164	-	-	-	12,348
C202	Manufacture of other chemical products, n.e.c.	1,139	-	-	-	21,310
C210	Manufacture of pharmaceuticals, medicinal chemical and botanical products	-	-	-	-	4,142
C221	Manufacture of rubber products	-	-	2,100	-	49,895
C222	Manufacture of plastics products	172	-	-	-	1,356
C231	Manufacture of glass and glass products	-	-	-	-	4,105
C239	Manufacture of non-metallic mineral products, n.e.c.	12,426	1,834	-	-	560,635
C241	Manufacture of basic iron and steel	446	56,258	1,031	-	41,232
C242	Manufacture of basic precious and other non-ferrous metals	S	S	S	S	S
C243	Casting of metals	-	-	-	-	300

Table 5.3 Number of Establishments and General Administrative and Other Operating Expenses by Type for Manufacturing Establishments by Region and Industry Group: Philippines, 2018

(Values are in thousand PhP, except number of establishments. Details may not add up to total due to rounding and/or suppression.)

Continued

2009 PSIC Code	Region / Industry Description	General Administrative and Other Operating Expenses				
		Bad and Doubtful Debts	Loss from Sale of Assets	Loss Resulting from the Change in the Fair Value of Assets, Inventories	Loss from Sale of Investment Assets and Marketable Securities	Other Expense
		(19)	(20)	(21)	(22)	(23)
C251	Manufacture of structural metal products, tanks, reservoirs and steam generators	2	1,037	-	-	832
C252	Manufacture of weapons and ammunition	S	S	S	S	S
C259	Manufacture of other fabricated metal products; metal working service activities	15	-	510	-	6,478
C261	Manufacture of electronic components	-	-	-	-	64,717
C262	Manufacture of computers and peripheral equipment and accessories	S	S	S	S	S
C263	Manufacture of communication equipment	S	S	S	S	S
C264	Manufacture of consumer electronics	-	300	-	-	3,734
C265	Manufacture of measuring, testing, navigating and control equipment; watches and clocks	-	-	-	-	1,560
C267	Manufacture of optical instruments and photographic equipment	1,763	-	2,447	-	-
C271	Manufacture of electric motors, generators, transformers and electricity distribution and control apparatus	3,371	-	4,262	-	41,574
C273	Manufacture of wiring and wiring devices	S	S	S	S	S
C274	Manufacture of electric lighting equipment	-	-	-	-	136
C275	Manufacture of domestic appliances	S	S	S	S	S
C279	Manufacture of other electrical equipment	S	S	S	S	S
C281	Manufacture of general purpose machinery	-	-	-	-	5,770
C282	Manufacture of special purpose machinery	-	-	-	-	794
C291	Manufacture of motor vehicles	-	-	-	-	11,669
C293	Manufacture of parts and accessories for motor vehicles	673	-	-	-	105,952
C301	Building of ships and boats	-	-	-	-	104,235
C309	Manufacture of transport equipment, n.e.c.	-	-	-	-	-
C310	Manufacture of furniture	-	932	527	-	5,654
C321	Manufacture of jewelry, bijouterie and related articles	-	-	2,523	-	-
C322	Manufacture of musical instruments	S	S	S	S	S
C323	Manufacture of sports goods	S	S	S	S	S
C324	Manufacture of games and toys	S	S	S	S	S

Table 5.3 Number of Establishments and General Administrative and Other Operating Expenses by Type for Manufacturing Establishments by Region and Industry Group: Philippines, 2018

(Values are in thousand PhP, except number of establishments. Details may not add up to total due to rounding and/or suppression.)

Continued

2009 PSIC Code	Region / Industry Description	General Administrative and Other Operating Expenses				
		Bad and Doubtful Debts	Loss from Sale of Assets	Loss Resulting from the Change in the Fair Value of Assets, Inventories	Loss from Sale of Investment Assets and Marketable Securities	Other Expense
		(19)	(20)	(21)	(22)	(23)
C325	Manufacture of medical and dental instruments and supplies	-	-	-	-	-
C329	Other manufacturing, n.e.c.	-	-	-	-	3,813
C331	Repair of fabricated metal products, machinery and equipment	-	-	-	-	6,868
VIII – Eastern Visayas		592	-	57	-	45,002
C101	Processing and preserving of meat	S	S	S	S	S
C102	Processing and preserving of fish, crustaceans and mollusks	-	-	-	-	3
C103	Processing and preserving of fruits and vegetables	-	-	-	-	326
C104	Manufacture of vegetable and animal oils and fats	-	-	-	-	5,407
C105	Manufacture of dairy products	S	S	S	S	S
C106	Manufacture of grain mill products, starches and starch products	-	-	57	-	891
C107	Manufacture of other food products	-	-	-	-	11,822
C110	Manufacture of beverages	-	-	-	-	21,439
C131	Spinning, weaving and finishing of textiles	-	-	-	-	1
C139	Manufacture of other textiles	S	S	S	S	S
C141	Manufacture of wearing apparel, except fur apparel	-	-	-	-	-
C142	Custom tailoring and dressmaking	-	-	-	-	-
C162	Manufacture of products of wood, cork, straw and plaiting materials	-	-	-	-	-
C170	Manufacture of paper and paper products	355	-	-	-	202
C181	Printing and service activities related to printing	-	-	-	-	1,223
C201	Manufacture of basic chemicals	-	-	-	-	2,196
C210	Manufacture of pharmaceuticals, medicinal chemical and botanical products	S	S	S	S	S
C222	Manufacture of plastics products	-	-	-	-	11
C231	Manufacture of glass and glass products	-	-	-	-	-
C239	Manufacture of non-metallic mineral products, n.e.c.	-	-	-	-	-
C241	Manufacture of basic iron and steel	-	-	-	-	-
C242	Manufacture of basic precious and other non-ferrous metals	S	S	S	S	S
C243	Casting of metals	S	S	S	S	S

Table 5.3 Number of Establishments and General Administrative and Other Operating Expenses by Type for Manufacturing Establishments by Region and Industry Group: Philippines, 2018

(Values are in thousand PhP, except number of establishments. Details may not add up to total due to rounding and/or suppression.)

Continued

2009 PSIC Code	Region / Industry Description	General Administrative and Other Operating Expenses				
		Bad and Doubtful Debts	Loss from Sale of Assets	Loss Resulting from the Change in the Fair Value of Assets, Inventories	Loss from Sale of Investment Assets and Marketable Securities	Other Expense
		(19)	(20)	(21)	(22)	(23)
C251	Manufacture of structural metal products, tanks, reservoirs and steam generators	-	-	-	-	1
C259	Manufacture of other fabricated metal products; metal working service activities	-	-	-	-	1
C273	Manufacture of wiring and wiring devices	S	S	S	S	S
C282	Manufacture of special purpose machinery	S	S	S	S	S
C310	Manufacture of furniture	-	-	-	-	-
C321	Manufacture of jewelry, bijouterie and related articles	-	-	-	-	-
C329	Other manufacturing, n.e.c.	237	-	-	-	46
C331	Repair of fabricated metal products, machinery and equipment	-	-	-	-	1,274
	IX – Zamboanga Peninsula	2,067	-	-	-	59,144
C101	Processing and preserving of meat	-	-	-	-	522
C102	Processing and preserving of fish, crustaceans and mollusks	848	-	-	-	26,082
C104	Manufacture of vegetable and animal oils and fats	-	-	-	-	11,293
C105	Manufacture of dairy products	-	-	-	-	25
C106	Manufacture of grain mill products, starches and starch products	-	-	-	-	4,221
C107	Manufacture of other food products	-	-	-	-	11,712
C108	Manufacture of prepared animal feeds	S	S	S	S	S
C110	Manufacture of beverages	-	-	-	-	766
C139	Manufacture of other textiles	S	S	S	S	S
C142	Custom tailoring and dressmaking	-	-	-	-	50
C161	Sawmilling and 837lanning of wood	-	-	-	-	16
C162	Manufacture of products of wood, cork, straw and plaiting materials	S	S	S	S	S
C181	Printing and service activities related to printing	-	-	-	-	228
C221	Manufacture of rubber products	-	-	-	-	2,227
C222	Manufacture of plastics products	-	-	-	-	-
C231	Manufacture of glass and glass products	-	-	-	-	1
C239	Manufacture of non-metallic mineral products, n.e.c.	-	-	-	-	91
C241	Manufacture of basic iron and steel	-	-	-	-	29
C251	Manufacture of structural metal products, tanks, reservoirs and steam generators	-	-	-	-	43

Table 5.3 Number of Establishments and General Administrative and Other Operating Expenses by Type for Manufacturing Establishments by Region and Industry Group: Philippines, 2018

(Values are in thousand PhP, except number of establishments. Details may not add up to total due to rounding and/or suppression.)

Continued

2009 PSIC Code	Region / Industry Description	General Administrative and Other Operating Expenses				
		Bad and Doubtful Debts	Loss from Sale of Assets	Loss Resulting from the Change in the Fair Value of Assets, Inventories	Loss from Sale of Investment Assets and Marketable Securities	Other Expense
		(19)	(20)	(21)	(22)	(23)
C259	Manufacture of other fabricated metal products; metal working service activities	1,219	-	-	-	834
C310	Manufacture of furniture	-	-	-	-	363
C321	Manufacture of jewelry, bijouterie and related articles	S	S	S	S	S
C329	Other manufacturing, n.e.c.	-	-	-	-	-
C331	Repair of fabricated metal products, machinery and equipment	-	-	-	-	34
	X – Northern Mindanao	34,065	294	5,010	7,570	3,099,513
C101	Processing and preserving of meat	3,368	44	-	-	13,837
C102	Processing and preserving of fish, crustaceans and mollusks	S	S	S	S	S
C103	Processing and preserving of fruits and vegetables	1	-	-	-	1,671,665
C104	Manufacture of vegetable and animal oils and fats	-	-	-	-	41,949
C105	Manufacture of dairy products	-	-	-	-	6,681
C106	Manufacture of grain mill products, starches and starch products	14,069	250	-	-	505,433
C107	Manufacture of other food products	824	-	-	-	-
C108	Manufacture of prepared animal feeds	-	-	-	7,567	725,374
C110	Manufacture of beverages	878	-	769	-	-
C131	Spinning, weaving and finishing of textiles	-	-	-	-	-
C139	Manufacture of other textiles	-	-	-	-	-
C141	Manufacture of wearing apparel, except fur apparel	-	-	-	-	3,722
C142	Custom tailoring and dressmaking	58	-	-	-	271
C152	Manufacture of footwear	-	-	-	-	-
C161	Sawmilling and planing of wood	-	-	-	-	7,433
C162	Manufacture of products of wood, cork, straw and plaiting materials	-	-	-	-	455
C170	Manufacture of paper and paper products	4,392	-	-	-	26,104
C181	Printing and service activities related to printing	22	-	-	-	1,497
C192	Manufacture of refined petroleum products	-	-	-	-	14
C201	Manufacture of basic chemicals	7,896	-	-	-	13,111
C202	Manufacture of other chemical products, n.e.c.	1,789	-	1,909	-	65,855
C210	Manufacture of pharmaceuticals, medicinal chemical and botanical products	S	S	S	S	S

Table 5.3 Number of Establishments and General Administrative and Other Operating Expenses by Type for Manufacturing Establishments by Region and Industry Group: Philippines, 2018

(Values are in thousand PhP, except number of establishments. Details may not add up to total due to rounding and/or suppression.)

Continued

2009 PSIC Code	Region / Industry Description	General Administrative and Other Operating Expenses				
		Bad and Doubtful Debts	Loss from Sale of Assets	Loss Resulting from the Change in the Fair Value of Assets, Inventories	Loss from Sale of Investment Assets and Marketable Securities	Other Expense
		(19)	(20)	(21)	(22)	(23)
C221	Manufacture of rubber products	S	S	S	S	S
C222	Manufacture of plastics products	759	-	-	-	7,381
C231	Manufacture of glass and glass products	-	-	-	-	1
C239	Manufacture of non-metallic mineral products, n.e.c.	-	-	-	-	2,995
C241	Manufacture of basic iron and steel	-	-	2,332	4	-
C243	Casting of metals	-	-	-	-	-
C251	Manufacture of structural metal products, tanks, reservoirs and steam generators	-	-	-	-	745
C259	Manufacture of other fabricated metal products; metal working service activities	-	-	-	-	-
C264	Manufacture of consumer electronics	S	S	S	S	S
C271	Manufacture of electric motors, generators, transformers and electricity distribution and control apparatus	S	S	S	S	S
C281	Manufacture of general purpose machinery	S	S	S	S	S
C282	Manufacture of special purpose machinery	S	S	S	S	S
C291	Manufacture of motor vehicles	-	-	-	-	7
C293	Manufacture of parts and accessories for motor vehicles	-	-	-	-	-
C310	Manufacture of furniture	10	-	-	-	468
C321	Manufacture of jewelry, bijouterie and related articles	S	S	S	S	S
C324	Manufacture of games and toys	S	S	S	S	S
C329	Other manufacturing, n.e.c.	S	S	S	S	S
C331	Repair of fabricated metal products, machinery and equipment	-	-	-	-	-
XI – Davao Region		56,696	101	3,502	-	407,280
C101	Processing and preserving of meat	-	-	-	-	7,468
C102	Processing and preserving of fish, crustaceans and mollusks	-	-	-	-	600
C103	Processing and preserving of fruits and vegetables	700	-	1,879	-	2,710
C104	Manufacture of vegetable and animal oils and fats	28,288	-	-	-	12,069
C105	Manufacture of dairy products	-	-	-	-	-
C106	Manufacture of grain mill products, starches and starch products	1,687	-	-	-	1,260
C107	Manufacture of other food products	377	-	-	-	30,731

Table 5.3 Number of Establishments and General Administrative and Other Operating Expenses by Type for Manufacturing Establishments by Region and Industry Group: Philippines, 2018

(Values are in thousand PhP, except number of establishments. Details may not add up to total due to rounding and/or suppression.)

Continued

2009 PSIC Code	Region / Industry Description	General Administrative and Other Operating Expenses				
		Bad and Doubtful Debts	Loss from Sale of Assets	Loss Resulting from the Change in the Fair Value of Assets, Inventories	Loss from Sale of Investment Assets and Marketable Securities	Other Expense
		(19)	(20)	(21)	(22)	(23)
C108	Manufacture of prepared animal feeds	-	-	-	-	45442
C110	Manufacture of beverages	15,784	-	1,105	-	243,303
C120	Manufacture of tobacco products	S	S	S	S	S
C139	Manufacture of other textiles	800	-	-	-	-
C141	Manufacture of wearing apparel, except fur apparel	-	-	-	-	1,001
C142	Custom tailoring and dressmaking	-	-	-	-	93
C152	Manufacture of footwear	-	-	-	-	2
C161	Sawmilling and planing of wood	80	-	-	-	-
C162	Manufacture of products of wood, cork, straw and plaiting materials	12	-	-	-	3,382
C170	Manufacture of paper and paper products	203	-	-	-	895
C181	Printing and service activities related to printing	6,464	-	-	-	3,440
C192	Manufacture of refined petroleum products	S	S	S	S	S
C201	Manufacture of basic chemicals	-	-	-	-	2,020
C202	Manufacture of other chemical products, n.e.c.	-	-	-	-	8,845
C210	Manufacture of pharmaceuticals, medicinal chemical and botanical products	-	-	-	-	-
C221	Manufacture of rubber products	-	-	-	-	23
C222	Manufacture of plastics products	2,300	101	518	-	8,591
C231	Manufacture of glass and glass products	-	-	-	-	152
C239	Manufacture of non-metallic mineral products, n.e.c.	-	-	-	-	25,634
C241	Manufacture of basic iron and steel	-	-	-	-	5,314
C242	Manufacture of basic precious and other non-ferrous metals	-	-	-	-	108
C243	Casting of metals	S	S	S	S	S
C251	Manufacture of structural metal products, tanks, reservoirs and steam generators	-	-	-	-	631
C252	Manufacture of weapons and ammunition	S	S	S	S	S
C259	Manufacture of other fabricated metal products; metal working service activities	-	-	-	-	62
C265	Manufacture of measuring, testing, navigating and control equipment; watches and clocks	S	S	S	S	S
C271	Manufacture of electric motors, generators, transformers and electricity distribution and control apparatus	S	S	S	S	S

Table 5.3 Number of Establishments and General Administrative and Other Operating Expenses by Type for Manufacturing Establishments by Region and Industry Group: Philippines, 2018

(Values are in thousand PhP, except number of establishments. Details may not add up to total due to rounding and/or suppression.)

Continued

2009 PSIC Code	Region / Industry Description	General Administrative and Other Operating Expenses				
		Bad and Doubtful Debts	Loss from Sale of Assets	Loss Resulting from the Change in the Fair Value of Assets, Inventories	Loss from Sale of Investment Assets and Marketable Securities	Other Expense
		(19)	(20)	(21)	(22)	(23)
C275	Manufacture of domestic appliances	-	-	-	-	924
C281	Manufacture of general purpose machinery	-	-	-	-	39
C282	Manufacture of special purpose machinery	-	-	-	-	156
C291	Manufacture of motor vehicles	S	S	S	S	S
C293	Manufacture of parts and accessories for motor vehicles	-	-	-	-	9
C301	Building of ships and boats	S	S	S	S	S
C310	Manufacture of furniture	-	-	-	-	591
C321	Manufacture of jewelry, bijouterie and related articles	-	-	-	-	1
C329	Other manufacturing, n.e.c.	-	-	-	-	608
C331	Repair of fabricated metal products, machinery and equipment	-	-	-	-	894
	XII – SOCCSKSARGEN	16,523	338	30,627	-	295,688
C101	Processing and preserving of meat	-	-	-	-	1,314
C102	Processing and preserving of fish, crustaceans and mollusks	4,237	-	20,839	-	76,104
C103	Processing and preserving of fruits and vegetables	S	S	S	S	S
C104	Manufacture of vegetable and animal oils and fats	9,306	-	9,782	-	47,940
C105	Manufacture of dairy products	-	-	-	-	-
C106	Manufacture of grain mill products, starches and starch products	65	-	-	-	-
C107	Manufacture of other food products	2,696	-	-	-	61,053
C108	Manufacture of prepared animal feeds	-	-	-	-	93
C110	Manufacture of beverages	-	-	-	-	445
C131	Spinning, weaving and finishing of textiles	-	-	-	-	-
C139	Manufacture of other textiles	-	-	-	-	4
C141	Manufacture of wearing apparel, except fur apparel	34	-	-	-	-
C142	Custom tailoring and dressmaking	-	-	-	-	270
C161	Sawmilling and planing of wood	-	-	-	-	1
C162	Manufacture of products of wood, cork, straw and plaiting materials	-	-	-	-	2,973
C170	Manufacture of paper and paper products	-	-	-	-	-
C181	Printing and service activities related to printing	-	-	-	-	1,953
C192	Manufacture of refined petroleum products	S	S	S	S	S
C201	Manufacture of basic chemicals	-	-	-	-	506

Table 5.3 Number of Establishments and General Administrative and Other Operating Expenses by Type for Manufacturing Establishments by Region and Industry Group: Philippines, 2018

(Values are in thousand PhP, except number of establishments. Details may not add up to total due to rounding and/or suppression.)

Continued

2009 PSIC Code	Region / Industry Description	General Administrative and Other Operating Expenses				
		Bad and Doubtful Debts	Loss from Sale of Assets	Loss Resulting from the Change in the Fair Value of Assets, Inventories	Loss from Sale of Investment Assets and Marketable Securities	Other Expense
		(19)	(20)	(21)	(22)	(23)
C202	Manufacture of other chemical products, n.e.c.	S	S	S	S	S
C221	Manufacture of rubber products	S	S	S	S	S
C222	Manufacture of plastics products	S	S	S	S	S
C231	Manufacture of glass and glass products	S	S	S	S	S
C239	Manufacture of non-metallic mineral products, n.e.c.	-	-	-	-	108
C241	Manufacture of basic iron and steel	-	-	-	-	5
C243	Casting of metals	S	S	S	S	S
C251	Manufacture of structural metal products, tanks, reservoirs and steam generators	-	-	-	-	1,823
C259	Manufacture of other fabricated metal products; metal working service activities	-	-	-	-	94,518
C301	Building of ships and boats	S	S	S	S	S
C310	Manufacture of furniture	-	-	7	-	298
C323	Manufacture of sports goods	S	S	S	S	S
C331	Repair of fabricated metal products, machinery and equipment	185	-	-	-	5,636
	XIII – Caraga	1,250	-	-	-	84,732
C101	Processing and preserving of meat	-	-	-	-	381
C102	Processing and preserving of fish, crustaceans and mollusks	S	S	S	S	S
C103	Processing and preserving of fruits and vegetables	S	S	S	S	S
C104	Manufacture of vegetable and animal oils and fats	-	-	-	-	9,750
C106	Manufacture of grain mill products, starches and starch products	-	-	-	-	78
C107	Manufacture of other food products	-	-	-	-	3,521
C108	Manufacture of prepared animal feeds	-	-	-	-	-
C110	Manufacture of beverages	-	-	-	-	-
C139	Manufacture of other textiles	-	-	-	-	33
C141	Manufacture of wearing apparel, except fur apparel	-	-	-	-	250
C142	Custom tailoring and dressmaking	-	-	-	-	1
C161	Sawmilling and planing of wood	20	-	-	-	1208
C162	Manufacture of products of wood, cork, straw and plaiting materials	-	-	-	-	798
C181	Printing and service activities related to printing	-	-	-	-	935
C201	Manufacture of basic chemicals	S	S	S	S	S

Table 5.3 Number of Establishments and General Administrative and Other Operating Expenses by Type for Manufacturing Establishments by Region and Industry Group: Philippines, 2018

(Values are in thousand PhP, except number of establishments. Details may not add up to total due to rounding and/or suppression.)

Concluded

2009 PSIC Code	Region / Industry Description	General Administrative and Other Operating Expenses				
		Bad and Doubtful Debts	Loss from Sale of Assets	Loss Resulting from the Change in the Fair Value of Assets, Inventories	Loss from Sale of Investment Assets and Marketable Securities	Other Expense
		(19)	(20)	(21)	(22)	(23)
C202	Manufacture of other chemical products, n.e.c.	-	-	-	-	-
C231	Manufacture of glass and glass products	S	S	S	S	S
C239	Manufacture of non-metallic mineral products, n.e.c.	-	-	-	-	3,136
C241	Manufacture of basic iron and steel	-	-	-	-	-
C242	Manufacture of basic precious and other non-ferrous metals	S	S	S	S	S
C259	Manufacture of other fabricated metal products; metal working service activities	1,230	-	-	-	6
C275	Manufacture of domestic appliances	-	-	-	-	-
C301	Building of ships and boats	S	S	S	S	S
C309	Manufacture of transport equipment, n.e.c.	-	-	-	-	-
C310	Manufacture of furniture	-	-	-	-	112
C321	Manufacture of jewelry, bijouterie and related articles	-	-	-	-	-
C324	Manufacture of games and toys	-	-	-	-	25
C329	Other manufacturing, n.e.c.	-	-	-	-	211
C331	Repair of fabricated metal products, machinery and equipment	-	-	-	-	56
	Autonomous Region in Muslim Mindanao	-	-	-	-	7,005
C104	Manufacture of vegetable and animal oils and fats	S	S	S	S	S
C106	Manufacture of grain mill products, starches and starch products	-	-	-	-	2,154
C107	Manufacture of other food products	-	-	-	-	-
C108	Manufacture of prepared animal feeds	-	-	-	-	-
C110	Manufacture of beverages	-	-	-	-	-
C142	Custom tailoring and dressmaking	-	-	-	-	140
C181	Printing and service activities related to printing	-	-	-	-	-
C221	Manufacture of rubber products	S	S	S	S	S
C239	Manufacture of non-metallic mineral products, n.e.c.	-	-	-	-	-
C251	Manufacture of structural metal products, tanks, reservoirs and steam generators	-	-	-	-	-
C310	Manufacture of furniture	-	-	-	-	1,133

Notes: "-" – zero value

S – suppressed

Source: Philippine Statistics Authority, 2018 Census of Philippine Business and Industry

Table 5.4 Number of Establishments and Expenses for Industrial Service Done by Others by Type for Manufacturing Establishments by Region and Industry Group: Philippines, 2018

(Values are in thousand PhP, except number of establishments. Details may not add up to total due to rounding and/or suppression.)

2009 PSIC Code	Region / Industry Description	Number of Establishments	Expense for Industrial Service Done by Others		
			Total	Contract and Commission Work	Industrial Repair, Maintenance and Installation Work
		(1)	(2)	(3)	(4)
Philippines		28,968	228,704,815	169,086,106	59,618,709
C101	Processing and preserving of meat	299	5,000,286	3,896,074	1,104,211
C102	Processing and preserving of fish, crustaceans and mollusks	278	5,223,529	4,348,508	875,022
C103	Processing and preserving of fruits and vegetables	169	2,312,229	1,530,793	781,436
C104	Manufacture of vegetable and animal oils and fats	140	2,570,370	1,340,616	1,229,754
C105	Manufacture of dairy products	99	1,102,971	665,512	437,458
C106	Manufacture of grain mill products, starches and starch products	1,701	2,702,723	1,905,875	796,847
C107	Manufacture of other food products	9,084	10,985,432	6,443,524	4,541,908
C108	Manufacture of prepared animal feeds	199	3,358,689	2,136,278	1,222,411
C110	Manufacture of beverages	3,986	10,028,512	7,167,135	2,861,378
C120	Manufacture of tobacco products	17	595,964	13,061	582,903
C131	Spinning, weaving and finishing of textiles	125	371,799	244,465	127,335
C139	Manufacture of other textiles	236	408,528	337,433	71,096
C141	Manufacture of wearing apparel, except fur apparel	880	3,443,213	3,088,531	354,682
C142	Custom tailoring and dressmaking	790	19,106	6,949	12,156
C143	Manufacture of knitted and crocheted apparel	40	287,566	240,557	47,009
C151	Tanning and dressing of leather; manufacture of luggage and handbags	107	358,170	27,147	331,024
C152	Manufacture of footwear	140	107,322	75,293	32,028
C161	Sawmilling and planing of wood	59	39,344	17,816	21,528
C162	Manufacture of products of wood, cork, straw and plaiting materials	333	484,987	96,063	388,924
C170	Manufacture of paper and paper products	330	2,407,761	1,268,991	1,138,771
C181	Printing and service activities related to printing	2,566	1,347,704	743,602	604,102
C182	Reproduction of recorded media	4	41,263	-	41,264
C192	Manufacture of refined petroleum products	15	1,686,228	823,285	862,942
C199	Manufacture of other fuel products	3	83,009	76,991	6,019
C201	Manufacture of basic chemicals	190	2,164,105	692,944	1,471,161
C202	Manufacture of other chemical products, n.e.c.	357	7,943,949	6,468,133	1,475,815
C203	Manufacture of man-made fibers	S	S	S	S
C210	Manufacture of pharmaceuticals, medicinal chemical and botanical products	117	18,636,701	17,095,247	1,541,453
C221	Manufacture of rubber products	134	1,179,647	409,648	769,999
C222	Manufacture of plastics products	834	3,246,140	1,822,212	1,423,927

Continued

Table 5.4 Number of Establishments and Expenses for Industrial Service Done by Others by Type for Manufacturing Establishments by Region and Industry Group: Philippines, 2018*(Values are in thousand PhP, except number of establishments. Details may not add up to total due to rounding and/or suppression.)**Continued*

2009 PSIC Code	Region / Industry Description	Number of Establishments	Expense for Industrial Service Done by Others		
			Total	Contract and Commission Work	Industrial Repair, Maintenance and Installation Work
		(1)	(2)	(3)	(4)
C231	Manufacture of glass and glass products	104	569,107	140,872	428,236
C239	Manufacture of non-metallic mineral products, n.e.c.	846	11,279,039	7,829,710	3,449,328
C241	Manufacture of basic iron and steel	319	1,525,052	536,966	988,086
C242	Manufacture of basic precious and other non-ferrous metals	26	6,558,271	1,491,496	5,066,775
C243	Casting of metals	59	470,558	304,692	165,866
C251	Manufacture of structural metal products, tanks, reservoirs and steam generators	469	1,107,836	827,314	280,522
C252	Manufacture of weapons and ammunition	12	37,866	24,908	12,958
C259	Manufacture of other fabricated metal products; metal working service activities	859	2,580,238	1,790,245	789,994
C261	Manufacture of electronic components	138	25,794,056	11,979,882	13,814,174
C262	Manufacture of computers and peripheral equipment and accessories	32	653,982	123,369	530,613
C263	Manufacture of communication equipment	13	193,037	107,247	85,790
C264	Manufacture of consumer electronics	27	780,842	587,958	192,885
C265	Manufacture of measuring, testing, navigating and control equipment; watches and clocks	25	18,981	3,178	15,803
C267	Manufacture of optical instruments and photographic equipment	24	664,147	599,003	65,145
C271	Manufacture of electric motors, generators, transformers and electricity distribution and control apparatus	84	500,901	352,103	148,798
C272	Manufacture of batteries and accumulators	6	1,429,196	767,168	662,028
C273	Manufacture of wiring and wiring devices	53	652,583	415,550	237,033
C274	Manufacture of electric lighting equipment	34	131,834	24,633	107,201
C275	Manufacture of domestic appliances	36	164,192	120,659	43,532
C279	Manufacture of other electrical equipment	35	3,241,064	2,565,715	675,349
C281	Manufacture of general purpose machinery	102	2,110,220	1,491,313	618,907
C282	Manufacture of special purpose machinery	162	1,307,564	886,944	420,619
C291	Manufacture of motor vehicles	40	640,890	385,074	255,815
C292	Manufacture of bodies (coachwork) for motor vehicles; manufacture of trailers and semi-trailers	24	189,062	161,160	27,901

Table 5.4 Number of Establishments and Expenses for Industrial Service Done by Others by Type for Manufacturing Establishments by Region and Industry Group: Philippines, 2018*(Values are in thousand PhP, except number of establishments. Details may not add up to total due to rounding and/or suppression.)**Continued*

2009 PSIC Code	Region / Industry Description	Number of Establishments	Expense for Industrial Service Done by Others		
			Total	Contract and Commission Work	Industrial Repair, Maintenance and Installation Work
		(1)	(2)	(3)	(4)
C293	Manufacture of parts and accessories for motor vehicles	119	4,500,948	2,825,485	1,675,463
C301	Building of ships and boats	29	56,496,595	55,747,066	749,528
C302	Manufacture of railway locomotive and rolling stock	S	S	S	S
C303	Manufacture of air and spacecraft and related machinery	8	491,680	2,000	489,680
C309	Manufacture of transport equipment, n.e.c.	67	990,074	664,504	325,570
C310	Manufacture of furniture	852	1,673,976	1,276,940	397,036
C321	Manufacture of jewelry, bijouterie and related articles	99	126,904	109,151	17,752
C322	Manufacture of musical instruments	4	693	-	692
C323	Manufacture of sports goods	17	475,417	450,012	25,405
C324	Manufacture of games and toys	28	117,801	104,444	13,357
C325	Manufacture of medical and dental instruments and supplies	56	2,385,574	1,377,660	1,007,915
C329	Other manufacturing, n.e.c.	204	510,938	451,931	59,007
C331	Repair of fabricated metal products, machinery and equipment	712	10,192,261	9,576,947	615,313
C332	Installation of industrial machinery and equipment	6	2,619	125	2,494
National Capital Region		4,636	49,862,611	39,032,753	10,829,858
C101	Processing and preserving of meat	34	956,732	718,672	238,059
C102	Processing and preserving of fish, crustaceans and mollusks	29	217,933	168,381	49,551
C103	Processing and preserving of fruits and vegetables	36	510,808	326,290	184,517
C104	Manufacture of vegetable and animal oils and fats	19	624,802	104,017	520,784
C105	Manufacture of dairy products	26	888,732	643,149	245,583
C106	Manufacture of grain mill products, starches and starch products	15	696,887	455,174	241,712
C107	Manufacture of other food products	1,002	2,926,047	2,054,264	871,782
C108	Manufacture of prepared animal feeds	14	881,337	692,556	188,781
C110	Manufacture of beverages	204	2,271,411	1,083,096	1,188,314
C120	Manufacture of tobacco products	5	439,090	5,310	433,781
C131	Spinning, weaving and finishing of textiles	33	44,878	32,702	12,177
C139	Manufacture of other textiles	93	221,204	187,598	33,606
C141	Manufacture of wearing apparel, except fur apparel	325	1,178,544	1,071,209	107,335
C142	Custom tailoring and dressmaking	80	2,446	181	2,264
C143	Manufacture of knitted and crocheted apparel	21	194,806	186,689	8,116

Table 5.4 Number of Establishments and Expenses for Industrial Service Done by Others by Type for Manufacturing Establishments by Region and Industry Group: Philippines, 2018

(Values are in thousand PhP, except number of establishments. Details may not add up to total due to rounding and/or suppression.)

Continued

2009 PSIC Code	Region / Industry Description	Number of Establishments	Expense for Industrial Service Done by Others		
			Total	Contract and Commission Work	Industrial Repair, Maintenance and Installation Work
		(1)	(2)	(3)	(4)
C151	Tanning and dressing of leather; manufacture of luggage and handbags	31	12,962	5,766	7,196
C152	Manufacture of footwear	61	26,962	15,361	11,601
C161	Sawmilling and 847lanning of wood	5	761	-	761
C162	Manufacture of products of wood, cork, straw and plaiting materials	29	23,929	19,099	4,830
C170	Manufacture of paper and paper products	154	1,234,952	682,860	552,092
C181	Printing and service activities related to printing	656	977,972	598,835	379,136
C192	Manufacture of refined petroleum products	4	15,786	10,881	4,906
C199	Manufacture of other fuel products	S	S	S	S
C201	Manufacture of basic chemicals	43	283,689	149,279	134,410
C202	Manufacture of other chemical products, n.e.c.	166	4,589,291	3,897,700	691,591
C203	Manufacture of man-made fibers	S	S	S	S
C210	Manufacture of pharmaceuticals, medicinal chemical and botanical products	29	17,096,326	16,065,339	1,030,987
C221	Manufacture of rubber products	53	277,544	231,775	45,768
C222	Manufacture of plastics products	350	1,079,024	454,149	624,875
C231	Manufacture of glass and glass products	31	277,646	105,133	172,513
C239	Manufacture of non-metallic mineral products, n.e.c.	65	1,158,398	990,822	167,576
C241	Manufacture of basic iron and steel	82	327,597	100,718	226,878
C242	Manufacture of basic precious and other non-ferrous metals	4	96,294	1,166	95,129
C243	Casting of metals	18	39,035	8,672	30,363
C251	Manufacture of structural metal products, tanks, reservoirs and steam generators	141	341,486	272,481	69,005
C252	Manufacture of weapons and ammunition	4	36,601	24,355	12,247
C259	Manufacture of other fabricated metal products; metal working service activities	168	649,521	432,266	217,255
C261	Manufacture of electronic components	9	1,385,587	141,293	1,244,294
C262	Manufacture of computers and peripheral equipment and accessories	S	S	S	S
C264	Manufacture of consumer electronics	8	8,030	7,167	864
C265	Manufacture of measuring, testing, navigating and control equipment; watches and clocks	8	2,741	451	2,289

Table 5.4 Number of Establishments and Expenses for Industrial Service Done by Others by Type for Manufacturing Establishments by Region and Industry Group: Philippines, 2018

(Values are in thousand PhP, except number of establishments. Details may not add up to total due to rounding and/or suppression.)

Continued

2009 PSIC Code	Region / Industry Description	Number of Establishments	Expense for Industrial Service Done by Others		
			Total	Contract and Commission Work	Industrial Repair, Maintenance and Installation Work
		(1)	(2)	(3)	(4)
C267	Manufacture of optical instruments and photographic equipment	S	S	S	S
C271	Manufacture of electric motors, generators, transformers and electricity distribution and control apparatus	17	7,020	1,424	5,596
C272	Manufacture of batteries and accumulators	S	S	S	S
C273	Manufacture of wiring and wiring devices	21	140,871	52,130	88,742
C274	Manufacture of electric lighting equipment	9	4,951	191	4,759
C275	Manufacture of domestic appliances	12	62,502	29,290	33,212
C279	Manufacture of other electrical equipment	6	719	-	719
C281	Manufacture of general purpose machinery	34	240,090	146,652	93,439
C282	Manufacture of special purpose machinery	30	25,061	15,040	10,021
C291	Manufacture of motor vehicles	9	4,949	3,227	1,722
C292	Manufacture of bodies (coachwork) for motor vehicles; manufacture of trailers and semi-trailers	11	28,318	12,068	16,249
C293	Manufacture of parts and accessories for motor vehicles	15	92,565	85,218	7,347
C301	Building of ships and boats	5	4,042	146	3,895
C303	Manufacture of air and spacecraft and related machinery	S	S	S	S
C309	Manufacture of transport equipment, n.e.c.	10	30,403	2,010	28,393
C310	Manufacture of furniture	154	1,323,829	1,112,437	211,392
C321	Manufacture of jewelry, bijouterie and related articles	11	6,082	4,696	1,386
C322	Manufacture of musical instruments	S	S	S	S
C323	Manufacture of sports goods	3	217,107	203,297	13,810
C324	Manufacture of games and toys	8	15,229	12,081	3,147
C325	Manufacture of medical and dental instruments and supplies	11	7,853	1,705	6,148
C329	Other manufacturing, n.e.c.	42	111,749	94,228	17,521
C331	Repair of fabricated metal products, machinery and equipment	161	5,529,247	5,306,992	222,256
C332	Installation of industrial machinery and equipment	4	1,014	125	889
	Cordillera Administrative Region	685	1,006,112	20,702	985,411
C101	Processing and preserving of meat	6	-	-	-
C102	Processing and preserving of fish, crustaceans and mollusks	8	783	-	783

Table 5.4 Number of Establishments and Expenses for Industrial Service Done by Others by Type for Manufacturing Establishments by Region and Industry Group: Philippines, 2018

(Values are in thousand PhP, except number of establishments. Details may not add up to total due to rounding and/or suppression.)

Continued

2009 PSIC Code	Region / Industry Description	Number of Establishments	Expense for Industrial Service Done by Others		
			Total	Contract and Commission Work	Industrial Repair, Maintenance and Installation Work
		(1)	(2)	(3)	(4)
C103	Processing and preserving of fruits and vegetables	6	53,754	5,258	48,495
C105	Manufacture of dairy products	S	S	S	S
C106	Manufacture of grain mill products, starches and starch products	100	574	-	574
C107	Manufacture of other food products	140	22,410	7,492	14,918
C110	Manufacture of beverages	190	18,747	-	18,747
C131	Spinning, weaving and finishing of textiles	13	51	-	51
C139	Manufacture of other textiles	6	7,391	-	7,392
C141	Manufacture of wearing apparel, except fur apparel	S	S	S	S
C142	Custom tailoring and dressmaking	43	3,324	-	3,324
C162	Manufacture of products of wood, cork, straw and plaiting materials	6	405	241	164
C181	Printing and service activities related to printing	75	3,164	2,475	689
C201	Manufacture of basic chemicals	3	639	-	639
C221	Manufacture of rubber products	5	2	-	2
C222	Manufacture of plastics products	S	S	S	S
C231	Manufacture of glass and glass products	S	S	S	S
C239	Manufacture of non-metallic mineral products, n.e.c.	23	1,454	1,150	305
C241	Manufacture of basic iron and steel	5	-	-	-
C251	Manufacture of structural metal products, tanks, reservoirs and steam generators	10	459	-	459
C259	Manufacture of other fabricated metal products; metal working service activities	19	2,590	-	2,590
C261	Manufacture of electronic components	S	S	S	S
C303	Manufacture of air and spacecraft and related machinery	S	S	S	S
C310	Manufacture of furniture	17	1,258	100	1,158
C321	Manufacture of jewelry, bijouterie and related articles	S	S	S	S
I – Ilocos Region		953	1,762,785	1,423,272	339,514
C101	Processing and preserving of meat	12	326,742	319,121	7,621
C102	Processing and preserving of fish, crustaceans and mollusks	33	157,028	156,318	711
C103	Processing and preserving of fruits and vegetables	3	5,780	-	5,780
C105	Manufacture of dairy products	S	S	S	S
C106	Manufacture of grain mill products, starches and starch products	71	9,886	114	9,773
C107	Manufacture of other food products	347	86,357	63,235	23,122

Table 5.4 Number of Establishments and Expenses for Industrial Service Done by Others by Type for Manufacturing Establishments by Region and Industry Group: Philippines, 2018

(Values are in thousand PhP, except number of establishments. Details may not add up to total due to rounding and/or suppression.)

Continued

2009 PSIC Code	Region / Industry Description	Number of Establishments	Expense for Industrial Service Done by Others		
			Total	Contract and Commission Work	Industrial Repair, Maintenance and Installation Work
		(1)	(2)	(3)	(4)
C108	Manufacture of prepared animal feeds	3	15	-	15
C110	Manufacture of beverages	140	285,372	254,898	30,474
C120	Manufacture of tobacco products	S	S	S	S
C131	Spinning, weaving and finishing of textiles	5	77	58	20
C141	Manufacture of wearing apparel, except fur apparel	5	28	-	28
C142	Custom tailoring and dressmaking	42	363	116	247
C152	Manufacture of footwear	6	-	-	-
C162	Manufacture of products of wood, cork, straw and plaiting materials	13	-	-	-
C170	Manufacture of paper and paper products	9	18,560	-	18,560
C181	Printing and service activities related to printing	112	3,572	-	3,572
C201	Manufacture of basic chemicals	6	7,441	1,018	6,424
C210	Manufacture of pharmaceuticals, medicinal chemical and botanical products	S	S	S	S
C221	Manufacture of rubber products	5	19	-	19
C231	Manufacture of glass and glass products	4	-	-	-
C239	Manufacture of non-metallic mineral products, n.e.c.	45	846,525	619,924	226,601
C241	Manufacture of basic iron and steel	11	6,058	4,971	1,087
C251	Manufacture of structural metal products, tanks, reservoirs and steam generators	15	5,290	2,462	2,828
C259	Manufacture of other fabricated metal products; metal working service activities	16	865	805	60
C273	Manufacture of wiring and wiring devices	S	S	S	S
C282	Manufacture of special purpose machinery	S	S	S	S
C292	Manufacture of bodies (coachwork) for motor vehicles; manufacture of trailers and semi-trailers	3	8	-	8
C293	Manufacture of parts and accessories for motor vehicles	3	-	-	-
C309	Manufacture of transport equipment, n.e.c.	13	-	-	-
C321	Manufacture of jewelry, bijouterie and related articles	S	S	S	S
C324	Manufacture of games and toys	S	S	S	S
C329	Other manufacturing, n.e.c.	7	212	-	212
C331	Repair of fabricated metal products, machinery and equipment	17	992	-	992

Table 5.4 Number of Establishments and Expenses for Industrial Service Done by Others by Type for Manufacturing Establishments by Region and Industry Group: Philippines, 2018

(Values are in thousand PhP, except number of establishments. Details may not add up to total due to rounding and/or suppression.)

Continued

2009 PSIC Code	Region / Industry Description	Number of Establishments	Expense for Industrial Service Done by Others		
			Total	Contract and Commission Work	Industrial Repair, Maintenance and Installation Work
		(1)	(2)	(3)	(4)
II – Cagayan Valley		1,133	481,000	267,754	213,246
C101	Processing and preserving of meat	6	16,335	4,775	11,560
C102	Processing and preserving of fish, crustaceans and mollusks	4	-	-	-
C103	Processing and preserving of fruits and vegetables	8	287	288	-
C104	Manufacture of vegetable and animal oils and fats	S	S	S	S
C105	Manufacture of dairy products	4	86	-	86
C106	Manufacture of grain mill products, starches and starch products	175	160,818	21,676	139,143
C107	Manufacture of other food products	382	7,499	1,935	5,564
C108	Manufacture of prepared animal feeds	7	62,808	31,023	31,784
C110	Manufacture of beverages	227	107,364	95,949	11,415
C120	Manufacture of tobacco products	3	5,517	5,448	69
C131	Spinning, weaving and finishing of textiles	3	34	-	34
C139	Manufacture of other textiles	4	-	-	-
C142	Custom tailoring and dressmaking	34	377	-	377
C151	Tanning and dressing of leather; manufacture of luggage and handbags	3	60	30	30
C162	Manufacture of products of wood, cork, straw and plaiting materials	8	-	-	-
C181	Printing and service activities related to printing	122	8,076	2,545	5,531
C182	Reproduction of recorded media	3	30	-	30
C199	Manufacture of other fuel products	S	S	S	S
C201	Manufacture of basic chemicals	S	S	S	S
C222	Manufacture of plastics products	6	142	-	142
C239	Manufacture of non-metallic mineral products, n.e.c.	25	748	144	604
C241	Manufacture of basic iron and steel	9	36	-	36
C251	Manufacture of structural metal products, tanks, reservoirs and steam generators	12	1,192	130	1,062
C252	Manufacture of weapons and ammunition	S	S	S	S
C259	Manufacture of other fabricated metal products; metal working service activities	32	232	-	232
C279	Manufacture of other electrical equipment	3	-	-	-
C282	Manufacture of special purpose machinery	3	1,260	-	1,260
C310	Manufacture of furniture	21	1,108	-	1,108
C321	Manufacture of jewelry, bijouterie and related articles	5	-	-	-

Table 5.4 Number of Establishments and Expenses for Industrial Service Done by Others by Type for Manufacturing Establishments by Region and Industry Group: Philippines, 2018

(Values are in thousand PhP, except number of establishments. Details may not add up to total due to rounding and/or suppression.)

Continued

2009 PSIC Code	Region / Industry Description	Number of Establishments	Expense for Industrial Service Done by Others		
			Total	Contract and Commission Work	Industrial Repair, Maintenance and Installation Work
		(1)	(2)	(3)	(4)
C329	Other manufacturing, n.e.c.	S	S	S	S
C331	Repair of fabricated metal products, machinery and equipment	17	169	74	95
III – Central Luzon		3,388	75,124,660	66,602,580	8,522,080
C101	Processing and preserving of meat	74	1,619,554	1,440,556	178,998
C102	Processing and preserving of fish, crustaceans and mollusks	27	29,212	5,299	23,913
C103	Processing and preserving of fruits and vegetables	31	430,151	380,066	50,086
C104	Manufacture of vegetable and animal oils and fats	4	5,058	-	5,058
C105	Manufacture of dairy products	12	90,511	22,021	68,491
C106	Manufacture of grain mill products, starches and starch products	235	129,072	80,490	48,582
C107	Manufacture of other food products	1,054	1,034,202	127,088	907,114
C108	Manufacture of prepared animal feeds	54	895,824	651,196	244,628
C110	Manufacture of beverages	360	985,713	436,278	549,434
C120	Manufacture of tobacco products	S	S	S	S
C131	Spinning, weaving and finishing of textiles	20	68,997	43,886	25,110
C139	Manufacture of other textiles	40	123,279	116,951	6,328
C141	Manufacture of wearing apparel, except fur apparel	149	129,766	90,721	39,045
C142	Custom tailoring and dressmaking	60	2,035	1,832	203
C143	Manufacture of knitted and crocheted apparel	3	50,369	44,541	5,828
C151	Tanning and dressing of leather; manufacture of luggage and handbags	41	19,290	13,745	5,544
C152	Manufacture of footwear	10	8,865	855	8,010
C161	Sawmilling and planing of wood	S	S	S	S
C162	Manufacture of products of wood, cork, straw and plaiting materials	63	6,375	3,969	2,406
C170	Manufacture of paper and paper products	35	344,546	251,464	93,083
C181	Printing and service activities related to printing	163	12,245	5,628	6,616
C192	Manufacture of refined petroleum products	3	369,140	1,394	367,745
C201	Manufacture of basic chemicals	21	99,636	28,134	71,502
C202	Manufacture of other chemical products, n.e.c.	35	90,863	48,571	42,292
C210	Manufacture of pharmaceuticals, medicinal chemical and botanical products	22	210,437	143,516	66,922
C221	Manufacture of rubber products	14	608,216	17,525	590,692
C222	Manufacture of plastics products	115	264,529	143,290	121,240

Table 5.4 Number of Establishments and Expenses for Industrial Service Done by Others by Type for Manufacturing Establishments by Region and Industry Group: Philippines, 2018*(Values are in thousand PhP, except number of establishments. Details may not add up to total due to rounding and/or suppression.)**Continued*

2009 PSIC Code	Region / Industry Description	Number of Establishments	Expense for Industrial Service Done by Others		
			Total	Contract and Commission Work	Industrial Repair, Maintenance and Installation Work
		(1)	(2)	(3)	(4)
C231	Manufacture of glass and glass products	14	19,011	12,628	6,383
C239	Manufacture of non-metallic mineral products, n.e.c.	134	3,514,386	2,552,070	962,316
C241	Manufacture of basic iron and steel	44	218,382	120,910	97,473
C242	Manufacture of basic precious and other non-ferrous metals	4	4,859	-	4,859
C243	Casting of metals	7	11,323	53	11,270
C251	Manufacture of structural metal products, tanks, reservoirs and steam generators	60	128,988	102,671	26,317
C259	Manufacture of other fabricated metal products; metal working service activities	85	155,306	107,775	47,531
C261	Manufacture of electronic components	14	2,046,517	343,227	1,703,291
C262	Manufacture of computers and peripheral equipment and accessories	5	93,132	7,185	85,947
C263	Manufacture of communication equipment	S	S	S	S
C264	Manufacture of consumer electronics	3	273	167	106
C265	Manufacture of measuring, testing, navigating and control equipment; watches and clocks	3	602	-	603
C271	Manufacture of electric motors, generators, transformers and electricity distribution and control apparatus	10	34,136	21,462	12,674
C272	Manufacture of batteries and accumulators	S	S	S	S
C273	Manufacture of wiring and wiring devices	10	118,363	28,262	90,102
C274	Manufacture of electric lighting equipment	7	3,795	87	3,708
C275	Manufacture of domestic appliances	4	-	-	-
C279	Manufacture of other electrical equipment	10	14,662	3,248	11,414
C281	Manufacture of general purpose machinery	13	366,947	105,296	261,651
C282	Manufacture of special purpose machinery	15	14,188	4,347	9,842
C291	Manufacture of motor vehicles	4	4,623	-	4,622
C292	Manufacture of bodies (coachwork) for motor vehicles; manufacture of trailers and semi-trailers	S	S	S	S
C293	Manufacture of parts and accessories for motor vehicles	9	256,384	-	256,385
C301	Building of ships and boats	S	S	S	S

Table 5.4 Number of Establishments and Expenses for Industrial Service Done by Others by Type for Manufacturing Establishments by Region and Industry Group: Philippines, 2018*(Values are in thousand PhP, except number of establishments. Details may not add up to total due to rounding and/or suppression.)**Continued*

2009 PSIC Code	Region / Industry Description	Number of Establishments	Expense for Industrial Service Done by Others		
			Total	Contract and Commission Work	Industrial Repair, Maintenance and Installation Work
		(1)	(2)	(3)	(4)
C303	Manufacture of air and spacecraft and related machinery	5	12,841	2,000	10,840
C309	Manufacture of transport equipment, n.e.c.	13	3,232	3,172	60
C310	Manufacture of furniture	121	45,424	9,503	35,922
C321	Manufacture of jewelry, bijouterie and related articles	15	4,318	-	4,318
C322	Manufacture of musical instruments	S	S	S	S
C323	Manufacture of sports goods	3	165,767	157,352	8,415
C324	Manufacture of games and toys	8	2,431	1,945	485
C325	Manufacture of medical and dental instruments and supplies	9	446,200	164,213	281,988
C329	Other manufacturing, n.e.c.	42	210,537	197,543	12,994
C331	Repair of fabricated metal products, machinery and equipment	62	3,770,411	3,592,835	177,576
C332	Installation of industrial machinery and equipment	S	S	S	S
IVA – CALABARZON		4,035	64,685,376	40,146,687	24,538,689
C101	Processing and preserving of meat	41	1,462,107	958,658	503,449
C102	Processing and preserving of fish, crustaceans and mollusks	12	108,109	82,941	25,168
C103	Processing and preserving of fruits and vegetables	19	302,742	252,650	50,093
C104	Manufacture of vegetable and animal oils and fats	31	539,107	392,316	146,791
C105	Manufacture of dairy products	12	119,970	59	119,910
C106	Manufacture of grain mill products, starches and starch products	90	61,086	9,758	51,329
C107	Manufacture of other food products	877	4,384,143	3,068,827	1,315,316
C108	Manufacture of prepared animal feeds	69	210,064	136,228	73,836
C110	Manufacture of beverages	291	4,376,527	3,911,043	465,484
C120	Manufacture of tobacco products	3	145,582	2,304	143,278
C131	Spinning, weaving and finishing of textiles	10	256,447	166,785	89,662
C139	Manufacture of other textiles	33	33,819	20,981	12,837
C141	Manufacture of wearing apparel, except fur apparel	244	878,809	735,321	143,488
C142	Custom tailoring and dressmaking	90	3,084	2,679	405
C143	Manufacture of knitted and crocheted apparel	16	42,391	9,327	33,064
C151	Tanning and dressing of leather; manufacture of luggage and handbags	24	325,279	7,545	317,734
C152	Manufacture of footwear	34	31,837	22,095	9,742
C161	Sawmilling and planing of wood	S	S	S	S
C162	Manufacture of products of wood, cork, straw and plaiting materials	64	392,986	62,949	330,037

Table 5.4 Number of Establishments and Expenses for Industrial Service Done by Others by Type for Manufacturing Establishments by Region and Industry Group: Philippines, 2018*(Values are in thousand PhP, except number of establishments. Details may not add up to total due to rounding and/or suppression.)**Continued*

2009 PSIC Code	Region / Industry Description	Number of Establishments	Expense for Industrial Service Done by Others		
			Total	Contract and Commission Work	Industrial Repair, Maintenance and Installation Work
		(1)	(2)	(3)	(4)
C170	Manufacture of paper and paper products	76	504,853	252,914	251,939
C181	Printing and service activities related to printing	198	191,473	81,655	109,818
C182	Reproduction of recorded media	S	S	S	S
C192	Manufacture of refined petroleum products	S	S	S	S
C199	Manufacture of other fuel products	S	S	S	S
C201	Manufacture of basic chemicals	31	1,159,257	264,662	894,596
C202	Manufacture of other chemical products, n.e.c.	91	2,890,689	2,278,183	612,506
C210	Manufacture of pharmaceuticals, medicinal chemical and botanical products	34	809,889	400,504	409,385
C221	Manufacture of rubber products	35	258,505	159,997	98,507
C222	Manufacture of plastics products	181	1,655,774	1,119,221	536,553
C231	Manufacture of glass and glass products	18	216,213	21,436	194,778
C239	Manufacture of non-metallic mineral products, n.e.c.	115	3,450,950	2,472,286	978,664
C241	Manufacture of basic iron and steel	59	706,341	191,583	514,758
C242	Manufacture of basic precious and other non-ferrous metals	8	10,201	2,142	8,059
C243	Casting of metals	16	395,034	295,134	99,901
C251	Manufacture of structural metal products, tanks, reservoirs and steam generators	109	589,154	443,664	145,490
C252	Manufacture of weapons and ammunition	S	S	S	S
C259	Manufacture of other fabricated metal products; metal working service activities	245	1,527,610	1,157,230	370,379
C261	Manufacture of electronic components	103	17,679,087	7,874,739	9,804,348
C262	Manufacture of computers and peripheral equipment and accessories	24	531,322	116,179	415,143
C263	Manufacture of communication equipment	10	114,772	107,247	7,525
C264	Manufacture of consumer electronics	12	700,473	558,177	142,296
C265	Manufacture of measuring, testing, navigating and control equipment; watches and clocks	5	3,778	2,245	1,532
C267	Manufacture of optical instruments and photographic equipment	9	431,010	385,643	45,367
C271	Manufacture of electric motors, generators, transformers and electricity distribution and control apparatus	46	454,698	329,166	125,532

Table 5.4 Number of Establishments and Expenses for Industrial Service Done by Others by Type for Manufacturing Establishments by Region and Industry Group: Philippines, 2018*(Values are in thousand PhP, except number of establishments. Details may not add up to total due to rounding and/or suppression.)**Continued*

2009 PSIC Code	Region / Industry Description	Number of Establishments	Expense for Industrial Service Done by Others		
			Total	Contract and Commission Work	Industrial Repair, Maintenance and Installation Work
		(1)	(2)	(3)	(4)
C272	Manufacture of batteries and accumulators	S	S	S	S
C273	Manufacture of wiring and wiring devices	20	391,164	334,008	57,156
C274	Manufacture of electric lighting equipment	15	122,104	24,039	98,064
C275	Manufacture of domestic appliances	12	100,699	91,369	9,329
C279	Manufacture of other electrical equipment	14	3,198,060	2,560,477	637,584
C281	Manufacture of general purpose machinery	41	1,448,808	1,206,705	242,102
C282	Manufacture of special purpose machinery	73	1,241,213	865,036	376,177
C291	Manufacture of motor vehicles	13	627,233	381,361	245,872
C292	Manufacture of bodies (coachwork) for motor vehicles; manufacture of trailers and semi-trailers	10	160,736	149,092	11,644
C293	Manufacture of parts and accessories for motor vehicles	74	4,132,538	2,739,977	1,392,562
C301	Building of ships and boats	5	6,784	2,479	4,305
C302	Manufacture of railway locomotive and rolling stock	S	S	S	S
C303	Manufacture of air and spacecraft and related machinery	S	S	S	S
C309	Manufacture of transport equipment, n.e.c.	21	894,755	628,987	265,768
C310	Manufacture of furniture	150	121,747	65,779	55,968
C321	Manufacture of jewelry, bijouterie and related articles	4	5,427	4,037	1,390
C322	Manufacture of musical instruments	S	S	S	S
C323	Manufacture of sports goods	8	90,308	88,666	1,642
C324	Manufacture of games and toys	6	59,287	53,911	5,376
C325	Manufacture of medical and dental instruments and supplies	21	1,726,870	1,071,449	655,421
C329	Other manufacturing, n.e.c.	17	170,080	156,491	13,588
C331	Repair of fabricated metal products, machinery and equipment	133	639,817	549,354	90,463
C332	Installation of industrial machinery and equipment	S	S	S	S
	MIMAROPA	1,118	1,933,107	349,377	1,583,730
C101	Processing and preserving of meat	3	116	-	116
C102	Processing and preserving of fish, crustaceans and mollusks	S	S	S	S
C103	Processing and preserving of fruits and vegetables	S	S	S	S
C104	Manufacture of vegetable and animal oils and fats	7	44	36	8
C105	Manufacture of dairy products	5	9	-	9

Table 5.4 Number of Establishments and Expenses for Industrial Service Done by Others by Type for Manufacturing Establishments by Region and Industry Group: Philippines, 2018

(Values are in thousand PhP, except number of establishments. Details may not add up to total due to rounding and/or suppression.)

Continued

2009 PSIC Code	Region / Industry Description	Number of Establishments	Expense for Industrial Service Done by Others		
			Total	Contract and Commission Work	Industrial Repair, Maintenance and Installation Work
		(1)	(2)	(3)	(4)
C106	Manufacture of grain mill products, starches and starch products	98	38,842	21,923	16,919
C107	Manufacture of other food products	432	15,064	-	15,064
C110	Manufacture of beverages	289	2,109	124	1,985
C131	Spinning, weaving and finishing of textiles	3	-	-	-
C141	Manufacture of wearing apparel, except fur apparel	8	-	-	-
C142	Custom tailoring and dressmaking	22	-	-	-
C151	Tanning and dressing of leather; manufacture of luggage and handbags	3	59	59	-
C161	Sawmilling and 857lanning of wood	4	74	4	70
C162	Manufacture of products of wood, cork, straw and plaiting materials	13	1,396	1,224	171
C181	Printing and service activities related to printing	123	3,789	-	3,789
C201	Manufacture of basic chemicals	3	-	-	-
C202	Manufacture of other chemical products, n.e.c.	S	S	S	S
C210	Manufacture of pharmaceuticals, medicinal chemical and botanical products	S	S	S	S
C222	Manufacture of plastics products	6	5	-	5
C239	Manufacture of non-metallic mineral products, n.e.c.	37	237	-	237
C241	Manufacture of basic iron and steel	8	27	-	27
C242	Manufacture of basic precious and other non-ferrous metals	S	S	S	S
C259	Manufacture of other fabricated metal products; metal working service activities	19	-	-	-
C282	Manufacture of special purpose machinery	S	S	S	S
C310	Manufacture of furniture	21	71	71	-
C331	Repair of fabricated metal products, machinery and equipment	5	205	-	204
V – Bicol Region		1,339	984,182	838,816	145,367
C101	Processing and preserving of meat	14	14,311	11,025	3,285
C102	Processing and preserving of fish, crustaceans and mollusks	28	970	100	871
C103	Processing and preserving of fruits and vegetables	5	150	-	150
C104	Manufacture of vegetable and animal oils and fats	9	158,157	137,626	20,531
C105	Manufacture of dairy products	6	127	63	65
C106	Manufacture of grain mill products, starches and starch products	67	12,995	2,574	10,421

Table 5.4 Number of Establishments and Expenses for Industrial Service Done by Others by Type for Manufacturing Establishments by Region and Industry Group: Philippines, 2018*(Values are in thousand PhP, except number of establishments. Details may not add up to total due to rounding and/or suppression.)**Continued*

2009 PSIC Code	Region / Industry Description	Number of Establishments	Expense for Industrial Service Done by Others		
			Total	Contract and Commission Work	Industrial Repair, Maintenance and Installation Work
		(1)	(2)	(3)	(4)
C107	Manufacture of other food products	542	45,263	14,151	31,112
C108	Manufacture of prepared animal feeds	4	14,406	-	14,406
C110	Manufacture of beverages	249	7,706	570	7,136
C120	Manufacture of tobacco products	S	S	S	S
C131	Spinning, weaving and finishing of textiles	6	9	-	9
C139	Manufacture of other textiles	10	4,464	520	3,945
C141	Manufacture of wearing apparel, except fur apparel	19	924	-	925
C142	Custom tailoring and dressmaking	55	74	-	74
C151	Tanning and dressing of leather; manufacture of luggage and handbags	3	23	-	23
C152	Manufacture of footwear	4	-	-	-
C162	Manufacture of products of wood, cork, straw and plaiting materials	32	3,692	1,370	2,323
C170	Manufacture of paper and paper products	5	20,185	-	20,185
C181	Printing and service activities related to printing	93	2,491	-	2,491
C201	Manufacture of basic chemicals	3	3,148	-	3,148
C210	Manufacture of pharmaceuticals, medicinal chemical and botanical products	5	-	-	-
C231	Manufacture of glass and glass products	S	S	S	S
C239	Manufacture of non-metallic mineral products, n.e.c.	29	66,775	51,013	15,762
C241	Manufacture of basic iron and steel	12	10,069	5,369	4,700
C242	Manufacture of basic precious and other non-ferrous metals	S	S	S	S
C251	Manufacture of structural metal products, tanks, reservoirs and steam generators	21	990	504	486
C259	Manufacture of other fabricated metal products; metal working service activities	31	753	753	-
C281	Manufacture of general purpose machinery	4	1,972	-	1,972
C282	Manufacture of special purpose machinery	3	-	-	-
C293	Manufacture of parts and accessories for motor vehicles	3	43	-	43
C310	Manufacture of furniture	25	-	-	-
C329	Other manufacturing, n.e.c.	19	1,202	-	1,202
C331	Repair of fabricated metal products, machinery and equipment	29	4,402	4,402	-

Table 5.4 Number of Establishments and Expenses for Industrial Service Done by Others by Type for Manufacturing Establishments by Region and Industry Group: Philippines, 2018

(Values are in thousand PhP, except number of establishments. Details may not add up to total due to rounding and/or suppression.)

Continued

2009 PSIC Code	Region / Industry Description	Number of Establishments	Expense for Industrial Service Done by Others		
			Total	Contract and Commission Work	Industrial Repair, Maintenance and Installation Work
		(1)	(2)	(3)	(4)
VI – Western Visayas		1,425	2,547,840	1,223,074	1,324,766
C101	Processing and preserving of meat	19	12,377	9,853	2,523
C102	Processing and preserving of fish, crustaceans and mollusks	31	10,566	7,590	2,976
C103	Processing and preserving of fruits and vegetables	S	S	S	S
C104	Manufacture of vegetable and animal oils and fats	5	2,798	328	2,471
C105	Manufacture of dairy products	5	-	-	-
C106	Manufacture of grain mill products, starches and starch products	107	42,762	4,023	38,738
C107	Manufacture of other food products	444	1,641,151	751,146	890,005
C108	Manufacture of prepared animal feeds	3	85,192	51,894	33,298
C110	Manufacture of beverages	282	460,406	343,869	116,536
C131	Spinning, weaving and finishing of textiles	14	1,078	1,020	57
C139	Manufacture of other textiles	4	67	-	67
C141	Manufacture of wearing apparel, except fur apparel	17	741	-	741
C142	Custom tailoring and dressmaking	63	639	575	64
C161	Sawmilling and 859lanning of wood	3	906	886	21
C162	Manufacture of products of wood, cork, straw and plaiting materials	14	1,546	41	1,505
C181	Printing and service activities related to printing	145	7,186	61	7,126
C192	Manufacture of refined petroleum products	S	S	S	S
C201	Manufacture of basic chemicals	9	222,231	42,123	180,108
C202	Manufacture of other chemical products, n.e.c.	S	S	S	S
C210	Manufacture of pharmaceuticals, medicinal chemical and botanical products	7	4,799	15	4,784
C221	Manufacture of rubber products	3	-	-	-
C222	Manufacture of plastics products	21	3,427	-	3,427
C231	Manufacture of glass and glass products	4	-	-	-
C239	Manufacture of non-metallic mineral products, n.e.c.	99	19,552	4,204	15,348
C241	Manufacture of basic iron and steel	14	3,109	1,125	1,984
C243	Casting of metals	5	616	-	616
C251	Manufacture of structural metal products, tanks, reservoirs and steam generators	17	1,465	-	1,465
C259	Manufacture of other fabricated metal products; metal working service activities	33	239	94	144

Table 5.4 Number of Establishments and Expenses for Industrial Service Done by Others by Type for Manufacturing Establishments by Region and Industry Group: Philippines, 2018*(Values are in thousand PhP, except number of establishments. Details may not add up to total due to rounding and/or suppression.)**Continued*

2009 PSIC Code	Region / Industry Description	Number of Establishments	Expense for Industrial Service Done by Others		
			Total	Contract and Commission Work	Industrial Repair, Maintenance and Installation Work
		(1)	(2)	(3)	(4)
C265	Manufacture of measuring, testing, navigating and control equipment; watches and clocks	S	S	S	S
C267	Manufacture of optical instruments and photographic equipment	S	S	S	S
C282	Manufacture of special purpose machinery	3	12,738	-	12,738
C293	Manufacture of parts and accessories for motor vehicles	3	24	-	24
C310	Manufacture of furniture	12	2,222	194	2,028
C321	Manufacture of jewelry, bijouterie and related articles	5	163	-	163
C329	Other manufacturing, n.e.c.	11	3,948	16	3,932
C331	Repair of fabricated metal products, machinery and equipment	16	5,637	3,992	1,646
VII – Central Visayas		2,347	12,821,129	8,946,338	3,874,791
C101	Processing and preserving of meat	27	284,799	162,068	122,731
C102	Processing and preserving of fish, crustaceans and mollusks	34	221,665	121,782	99,884
C103	Processing and preserving of fruits and vegetables	21	82,142	8,294	73,847
C104	Manufacture of vegetable and animal oils and fats	14	64,672	14,797	49,874
C105	Manufacture of dairy products	6	1,975	203	1,772
C106	Manufacture of grain mill products, starches and starch products	71	33,061	13,075	19,986
C107	Manufacture of other food products	758	283,306	172,366	110,940
C108	Manufacture of prepared animal feeds	19	406,440	43,576	362,865
C110	Manufacture of beverages	247	825,260	589,994	235,267
C131	Spinning, weaving and finishing of textiles	4	215	-	215
C139	Manufacture of other textiles	13	14,921	11,034	3,887
C141	Manufacture of wearing apparel, except fur apparel	53	1,242,720	1,182,335	60,385
C142	Custom tailoring and dressmaking	50	1,291	14	1,276
C151	Tanning and dressing of leather; manufacture of luggage and handbags	S	S	S	S
C152	Manufacture of footwear	16	34,959	33,564	1,394
C161	Sawmilling and 860lanning of wood	8	15,553	14,721	832
C162	Manufacture of products of wood, cork, straw and plaiting materials	15	28,650	5,033	23,618
C170	Manufacture of paper and paper products	19	51,347	2,987	48,360
C181	Printing and service activities related to printing	268	39,379	7,151	32,229
C201	Manufacture of basic chemicals	18	173,257	62,448	110,808

Table 5.4 Number of Establishments and Expenses for Industrial Service Done by Others by Type for Manufacturing Establishments by Region and Industry Group: Philippines, 2018*(Values are in thousand PhP, except number of establishments. Details may not add up to total due to rounding and/or suppression.)**Continued*

2009 PSIC Code	Region / Industry Description	Number of Establishments	Expense for Industrial Service Done by Others		
			Total	Contract and Commission Work	Industrial Repair, Maintenance and Installation Work
		(1)	(2)	(3)	(4)
C202	Manufacture of other chemical products, n.e.c.	36	83,356	27,534	55,822
C210	Manufacture of pharmaceuticals, medicinal chemical and botanical products	4	455	-	455
C221	Manufacture of rubber products	7	30,305	-	30,305
C222	Manufacture of plastics products	71	103,770	42,134	61,636
C231	Manufacture of glass and glass products	7	54,948	1,566	53,382
C239	Manufacture of non-metallic mineral products, n.e.c.	45	1,069,363	430,988	638,375
C241	Manufacture of basic iron and steel	29	181,903	89,443	92,461
C242	Manufacture of basic precious and other non-ferrous metals	S	S	S	S
C243	Casting of metals	8	20,696	-	20,696
C251	Manufacture of structural metal products, tanks, reservoirs and steam generators	10	4,902	1,809	3,093
C252	Manufacture of weapons and ammunition	S	S	S	S
C259	Manufacture of other fabricated metal products; metal working service activities	50	201,252	76,917	124,335
C261	Manufacture of electronic components	10	4,024,799	3,620,472	404,328
C262	Manufacture of computers and peripheral equipment and accessories	S	S	S	S
C263	Manufacture of communication equipment	S	S	S	S
C264	Manufacture of consumer electronics	3	70,944	21,325	49,619
C265	Manufacture of measuring, testing, navigating and control equipment; watches and clocks	5	11,637	482	11,156
C267	Manufacture of optical instruments and photographic equipment	12	228,543	213,360	15,183
C271	Manufacture of electric motors, generators, transformers and electricity distribution and control apparatus	7	4,358	50	4,307
C273	Manufacture of wiring and wiring devices	S	S	S	S
C274	Manufacture of electric lighting equipment	4	985	316	669
C275	Manufacture of domestic appliances	S	S	S	S
C279	Manufacture of other electrical equipment	S	S	S	S
C281	Manufacture of general purpose machinery	5	51,767	32,659	19,108

Table 5.4 Number of Establishments and Expenses for Industrial Service Done by Others by Type for Manufacturing Establishments by Region and Industry Group: Philippines, 2018

(Values are in thousand PhP, except number of establishments. Details may not add up to total due to rounding and/or suppression.)

Continued

2009 PSIC Code	Region / Industry Description	Number of Establishments	Expense for Industrial Service Done by Others		
			Total	Contract and Commission Work	Industrial Repair, Maintenance and Installation Work
		(1)	(2)	(3)	(4)
C282	Manufacture of special purpose machinery	5	3,314	2,521	793
C291	Manufacture of motor vehicles	10	4,077	487	3,590
C293	Manufacture of parts and accessories for motor vehicles	8	19,387	290	19,097
C301	Building of ships and boats	13	2,051,542	1,515,958	535,584
C309	Manufacture of transport equipment, n.e.c.	3	61,684	30,335	31,349
C310	Manufacture of furniture	173	163,264	87,566	75,699
C321	Manufacture of jewelry, bijouterie and related articles	37	110,647	100,263	10,385
C322	Manufacture of musical instruments	S	S	S	S
C323	Manufacture of sports goods	S	S	S	S
C324	Manufacture of games and toys	S	S	S	S
C325	Manufacture of medical and dental instruments and supplies	15	204,651	140,293	64,358
C329	Other manufacturing, n.e.c.	24	10,535	3,504	7,032
C331	Repair of fabricated metal products, machinery and equipment	66	55,617	18,351	37,267
VIII – Eastern Visayas		1,415	1,013,264	69,068	944,195
C101	Processing and preserving of meat	S	S	S	S
C102	Processing and preserving of fish, crustaceans and mollusks	8	3,680	-	3,680
C103	Processing and preserving of fruits and vegetables	5	36	-	36
C104	Manufacture of vegetable and animal oils and fats	7	21,787	-	21,787
C105	Manufacture of dairy products	S	S	S	S
C106	Manufacture of grain mill products, starches and starch products	100	1,642	402	1,240
C107	Manufacture of other food products	646	81,303	25,062	56,241
C110	Manufacture of beverages	365	70,006	35,856	34,150
C131	Spinning, weaving and finishing of textiles	4	-	-	-
C139	Manufacture of other textiles	S	S	S	S
C141	Manufacture of wearing apparel, except fur apparel	8	3	-	3
C142	Custom tailoring and dressmaking	34	65	-	65
C162	Manufacture of products of wood, cork, straw and plaiting materials	13	35	-	35
C170	Manufacture of paper and paper products	7	9,609	-	9,608
C181	Printing and service activities related to printing	76	11,171	21	11,149
C201	Manufacture of basic chemicals	7	4,523	2,738	1,785

Table 5.4 Number of Establishments and Expenses for Industrial Service Done by Others by Type for Manufacturing Establishments by Region and Industry Group: Philippines, 2018

(Values are in thousand PhP, except number of establishments. Details may not add up to total due to rounding and/or suppression.)

Continued

2009 PSIC Code	Region / Industry Description	Number of Establishments	Expense for Industrial Service Done by Others		
			Total	Contract and Commission Work	Industrial Repair, Maintenance and Installation Work
		(1)	(2)	(3)	(4)
C210	Manufacture of pharmaceuticals, medicinal chemical and botanical products	S	S	S	S
C222	Manufacture of plastics products	9	733	-	733
C231	Manufacture of glass and glass products	6	-	-	-
C239	Manufacture of non-metallic mineral products, n.e.c.	38	643	-	643
C241	Manufacture of basic iron and steel	3	120	-	120
C242	Manufacture of basic precious and other non-ferrous metals	S	S	S	S
C243	Casting of metals	S	S	S	S
C251	Manufacture of structural metal products, tanks, reservoirs and steam generators	5	-	-	-
C259	Manufacture of other fabricated metal products; metal working service activities	38	215	-	215
C273	Manufacture of wiring and wiring devices	S	S	S	S
C282	Manufacture of special purpose machinery	S	S	S	S
C310	Manufacture of furniture	4	-	-	-
C321	Manufacture of jewelry, bijouterie and related articles	5	16	-	16
C329	Other manufacturing, n.e.c.	12	1,212	148	1,064
C331	Repair of fabricated metal products, machinery and equipment	6	6,428	4,838	1,590
IX – Zamboanga Peninsula		1,278	726,389	317,972	408,417
C101	Processing and preserving of meat	12	215,867	215,474	393
C102	Processing and preserving of fish, crustaceans and mollusks	29	407,494	94,912	312,582
C104	Manufacture of vegetable and animal oils and fats	6	15,860	-	15,860
C105	Manufacture of dairy products	4	39	17	22
C106	Manufacture of grain mill products, starches and starch products	133	7,723	1,742	5,980
C107	Manufacture of other food products	649	13,895	-	13,895
C108	Manufacture of prepared animal feeds	S	S	S	S
C110	Manufacture of beverages	151	14,556	-	14,555
C139	Manufacture of other textiles	S	S	S	S
C142	Custom tailoring and dressmaking	37	673	94	579
C161	Sawmilling and 863lanning of wood	4	-	-	-
C162	Manufacture of products of wood, cork, straw and plaiting materials	S	S	S	S

Table 5.4 Number of Establishments and Expenses for Industrial Service Done by Others by Type for Manufacturing Establishments by Region and Industry Group: Philippines, 2018

(Values are in thousand PhP, except number of establishments. Details may not add up to total due to rounding and/or suppression.)

Continued

2009 PSIC Code	Region / Industry Description	Number of Establishments	Expense for Industrial Service Done by Others		
			Total	Contract and Commission Work	Industrial Repair, Maintenance and Installation Work
		(1)	(2)	(3)	(4)
C181	Printing and service activities related to printing	81	1,431	-	1,431
C221	Manufacture of rubber products	5	4,428	350	4,078
C222	Manufacture of plastics products	8	1,437	1,317	119
C231	Manufacture of glass and glass products	4	-	-	-
C239	Manufacture of non-metallic mineral products, n.e.c.	36	4,703	-	4,703
C241	Manufacture of basic iron and steel	5	1,450	648	802
C251	Manufacture of structural metal products, tanks, reservoirs and steam generators	12	22	-	22
C259	Manufacture of other fabricated metal products; metal working service activities	23	13,568	2,061	11,508
C310	Manufacture of furniture	26	1,886	1,224	661
C321	Manufacture of jewelry, bijouterie and related articles	S	S	S	S
C329	Other manufacturing, n.e.c.	4	-	-	-
C331	Repair of fabricated metal products, machinery and equipment	44	8,742	133	8,609
	X – Northern Mindanao	1,124	3,557,494	2,497,857	1,059,637
C101	Processing and preserving of meat	23	41,245	38,238	3,007
C102	Processing and preserving of fish, crustaceans and mollusks	S	S	S	S
C103	Processing and preserving of fruits and vegetables	15	887,012	533,072	353,940
C104	Manufacture of vegetable and animal oils and fats	9	171,530	88,720	82,810
C105	Manufacture of dairy products	6	1,308	-	1,308
C106	Manufacture of grain mill products, starches and starch products	36	1,347,954	1,288,245	59,709
C107	Manufacture of other food products	409	150,698	27,660	123,039
C108	Manufacture of prepared animal feeds	7	626	-	626
C110	Manufacture of beverages	182	309,209	207,157	102,052
C131	Spinning, weaving and finishing of textiles	3	-	-	-
C139	Manufacture of other textiles	5	-	-	-
C141	Manufacture of wearing apparel, except fur apparel	10	182	-	182
C142	Custom tailoring and dressmaking	43	58	53	5
C152	Manufacture of footwear	4	4,699	3,418	1,281
C161	Sawmilling and 864lanning of wood	15	3,002	2,145	857
C162	Manufacture of products of wood, cork, straw and plaiting materials	14	3,070	254	2,816
C170	Manufacture of paper and paper products	6	74,233	18	74,215

Table 5.4 Number of Establishments and Expenses for Industrial Service Done by Others by Type for Manufacturing Establishments by Region and Industry Group: Philippines, 2018*(Values are in thousand PhP, except number of establishments. Details may not add up to total due to rounding and/or suppression.)**Continued*

2009 PSIC Code	Region / Industry Description	Number of Establishments	Expense for Industrial Service Done by Others		
			Total	Contract and Commission Work	Industrial Repair, Maintenance and Installation Work
		(1)	(2)	(3)	(4)
C181	Printing and service activities related to printing	92	9,263	-	9,263
C192	Manufacture of refined petroleum products	3	-	-	-
C201	Manufacture of basic chemicals	11	174,066	112,538	61,529
C202	Manufacture of other chemical products, n.e.c.	4	15,488	4,694	10,795
C210	Manufacture of pharmaceuticals, medicinal chemical and botanical products	S	S	S	S
C221	Manufacture of rubber products	S	S	S	S
C222	Manufacture of plastics products	22	8,644	-	8,644
C231	Manufacture of glass and glass products	3	165	110	55
C239	Manufacture of non-metallic mineral products, n.e.c.	38	283,444	175,243	108,201
C241	Manufacture of basic iron and steel	10	25,890	1,833	24,057
C243	Casting of metals	3	-	-	-
C251	Manufacture of structural metal products, tanks, reservoirs and steam generators	26	3,364	-	3,364
C259	Manufacture of other fabricated metal products; metal working service activities	17	409	-	409
C264	Manufacture of consumer electronics	S	S	S	S
C271	Manufacture of electric motors, generators, transformers and electricity distribution and control apparatus	S	S	S	S
C281	Manufacture of general purpose machinery	S	S	S	S
C282	Manufacture of special purpose machinery	S	S	S	S
C291	Manufacture of motor vehicles	3	8	-	8
C293	Manufacture of parts and accessories for motor vehicles	3	5	-	5
C310	Manufacture of furniture	39	1,719	-	1,718
C321	Manufacture of jewelry, bijouterie and related articles	S	S	S	S
C324	Manufacture of games and toys	S	S	S	S
C329	Other manufacturing, n.e.c.	S	S	S	S
C331	Repair of fabricated metal products, machinery and equipment	49	24,019	471	23,547
XI – Davao Region		1,478	4,005,131	2,603,974	1,401,158
C101	Processing and preserving of meat	13	18,736	90	18,646
C102	Processing and preserving of fish, crustaceans and mollusks	5	12,067	-	12,067

Table 5.4 Number of Establishments and Expenses for Industrial Service Done by Others by Type for Manufacturing Establishments by Region and Industry Group: Philippines, 2018*(Values are in thousand PhP, except number of establishments. Details may not add up to total due to rounding and/or suppression.)**Continued*

2009 PSIC Code	Region / Industry Description	Number of Establishments	Expense for Industrial Service Done by Others		
			Total	Contract and Commission Work	Industrial Repair, Maintenance and Installation Work
		(1)	(2)	(3)	(4)
C103	Processing and preserving of fruits and vegetables	13	39,176	24,853	14,322
C104	Manufacture of vegetable and animal oils and fats	17	574,682	323,876	250,806
C105	Manufacture of dairy products	5	28	-	28
C106	Manufacture of grain mill products, starches and starch products	131	41,791	2,042	39,750
C107	Manufacture of other food products	430	173,848	98,411	75,436
C108	Manufacture of prepared animal feeds	7	780,938	523,229	257,708
C110	Manufacture of beverages	270	283,452	207,977	75,474
C120	Manufacture of tobacco products	S	S	S	S
C139	Manufacture of other textiles	19	3,232	305	2,927
C141	Manufacture of wearing apparel, except fur apparel	23	2,657	2,330	327
C142	Custom tailoring and dressmaking	41	2,123	180	1,943
C152	Manufacture of footwear	5	-	-	-
C161	Sawmilling and planing of wood	3	9,345	60	9,285
C162	Manufacture of products of wood, cork, straw and plaiting materials	31	12,697	811	11,885
C170	Manufacture of paper and paper products	15	127,400	62,583	64,817
C181	Printing and service activities related to printing	123	55,344	36,170	19,175
C192	Manufacture of refined petroleum products	S	S	S	S
C201	Manufacture of basic chemicals	22	5,651	799	4,853
C202	Manufacture of other chemical products, n.e.c.	8	258,763	209,937	48,825
C210	Manufacture of pharmaceuticals, medicinal chemical and botanical products	8	513,573	485,116	28,457
C221	Manufacture of rubber products	4	50	-	50
C222	Manufacture of plastics products	42	128,080	62,084	65,996
C231	Manufacture of glass and glass products	4	819	-	819
C239	Manufacture of non-metallic mineral products, n.e.c.	46	843,350	531,849	311,501
C241	Manufacture of basic iron and steel	11	38,855	17,921	20,934
C242	Manufacture of basic precious and other non-ferrous metals	3	9,240	4,129	5,111
C243	Casting of metals	S	S	S	S
C251	Manufacture of structural metal products, tanks, reservoirs and steam generators	15	13,744	3,237	10,507
C252	Manufacture of weapons and ammunition	S	S	S	S
C259	Manufacture of other fabricated metal products; metal working service activities	10	5,309	482	4,828

Table 5.4 Number of Establishments and Expenses for Industrial Service Done by Others by Type for Manufacturing Establishments by Region and Industry Group: Philippines, 2018

(Values are in thousand PhP, except number of establishments. Details may not add up to total due to rounding and/or suppression.)

Continued

2009 PSIC Code	Region / Industry Description	Number of Establishments	Expense for Industrial Service Done by Others		
			Total	Contract and Commission Work	Industrial Repair, Maintenance and Installation Work
		(1)	(2)	(3)	(4)
C265	Manufacture of measuring, testing, navigating and control equipment; watches and clocks	S	S	S	S
C271	Manufacture of electric motors, generators, transformers and electricity distribution and control apparatus	S	S	S	S
C275	Manufacture of domestic appliances	3	340	-	340
C281	Manufacture of general purpose machinery	4	213	-	213
C282	Manufacture of special purpose machinery	26	9,756	-	9,757
C291	Manufacture of motor vehicles	S	S	S	S
C293	Manufacture of parts and accessories for motor vehicles	3	-	-	-
C301	Building of ships and boats	S	S	S	S
C310	Manufacture of furniture	48	6,915	-	6,914
C321	Manufacture of jewelry, bijouterie and related articles	5	155	155	-
C329	Other manufacturing, n.e.c.	11	1,118	-	1,118
C331	Repair of fabricated metal products, machinery and equipment	44	18,250	4,512	13,738
XII – SOCCSKSARGEN		1,220	4,831,680	4,186,062	645,617
C101	Processing and preserving of meat	6	27,333	15,187	12,146
C102	Processing and preserving of fish, crustaceans and mollusks	24	4,040,985	3,699,078	341,907
C103	Processing and preserving of fruits and vegetables	S	S	S	S
C104	Manufacture of vegetable and animal oils and fats	7	375,099	278,901	96,198
C105	Manufacture of dairy products	3	130	-	130
C106	Manufacture of grain mill products, starches and starch products	180	38,455	2,973	35,482
C107	Manufacture of other food products	390	82,498	30,673	51,825
C108	Manufacture of prepared animal feeds	3	8,961	6,574	2,388
C110	Manufacture of beverages	250	8,692	-	8,693
C131	Spinning, weaving and finishing of textiles	6	13	13	-
C139	Manufacture of other textiles	3	104	-	104
C141	Manufacture of wearing apparel, except fur apparel	13	3,542	2,779	763
C142	Custom tailoring and dressmaking	51	1,571	1,183	388
C161	Sawmilling and planing of wood	7	635	-	635
C162	Manufacture of products of wood, cork, straw and plaiting materials	8	2,778	965	1,813
C170	Manufacture of paper and paper products	4	22,077	16,166	5,911

Table 5.4 Number of Establishments and Expenses for Industrial Service Done by Others by Type for Manufacturing Establishments by Region and Industry Group: Philippines, 2018

(Values are in thousand PhP, except number of establishments. Details may not add up to total due to rounding and/or suppression.)

Continued

2009 PSIC Code	Region / Industry Description	Number of Establishments	Expense for Industrial Service Done by Others		
			Total	Contract and Commission Work	Industrial Repair, Maintenance and Installation Work
		(1)	(2)	(3)	(4)
C181	Printing and service activities related to printing	107	17,223	8,148	9,074
C192	Manufacture of refined petroleum products	S	S	S	S
C201	Manufacture of basic chemicals	10	3,239	2,460	779
C202	Manufacture of other chemical products, n.e.c.	S	S	S	S
C221	Manufacture of rubber products	S	S	S	S
C222	Manufacture of plastics products	S	S	S	S
C231	Manufacture of glass and glass products	S	S	S	S
C239	Manufacture of non-metallic mineral products, n.e.c.	32	1,637	16	1,621
C241	Manufacture of basic iron and steel	12	5,182	2,445	2,737
C243	Casting of metals	S	S	S	S
C251	Manufacture of structural metal products, tanks, reservoirs and steam generators	13	16,562	354	16,208
C259	Manufacture of other fabricated metal products; metal working service activities	42	19,395	9,833	9,562
C301	Building of ships and boats	S	S	S	S
C310	Manufacture of furniture	10	1,413	-	1,413
C323	Manufacture of sports goods	S	S	S	S
C331	Repair of fabricated metal products, machinery and equipment	29	121,113	88,491	32,623
XIII – Caraga		1,050	3,280,258	558,284	2,721,975
C101	Processing and preserving of meat	9	3,846	2,356	1,491
C102	Processing and preserving of fish, crustaceans and mollusks	S	S	S	S
C103	Processing and preserving of fruits and vegetables	S	S	S	S
C104	Manufacture of vegetable and animal oils and fats	5	16,775	-	16,775
C106	Manufacture of grain mill products, starches and starch products	46	2,860	1,664	1,196
C107	Manufacture of other food products	498	34,424	-	34,424
C108	Manufacture of prepared animal feeds	4	-	-	-
C110	Manufacture of beverages	167	1,075	-	1,075
C139	Manufacture of other textiles	3	48	42	5
C141	Manufacture of wearing apparel, except fur apparel	3	110	-	110
C142	Custom tailoring and dressmaking	22	983	41	942
C161	Sawmilling and planing of wood	7	9,067	-	9,067
C162	Manufacture of products of wood, cork, straw and plaiting materials	10	6,900	106	6,793

Table 5.4 Number of Establishments and Expenses for Industrial Service Done by Others by Type for Manufacturing Establishments by Region and Industry Group: Philippines, 2018

(Values are in thousand PhP, except number of establishments. Details may not add up to total due to rounding and/or suppression.)

Concluded

2009 PSIC Code	Region / Industry Description	Number of Establishments	Expense for Industrial Service Done by Others		
			Total	Contract and Commission Work	Industrial Repair, Maintenance and Installation Work
		(1)	(2)	(3)	(4)
C181	Printing and service activities related to printing	86	3,744	913	2,831
C201	Manufacture of basic chemicals	S	S	S	S
C202	Manufacture of other chemical products, n.e.c.	13	12,414	-	12,414
C231	Manufacture of glass and glass products	S	S	S	S
C239	Manufacture of non-metallic mineral products, n.e.c.	35	16,873	-	16,873
C241	Manufacture of basic iron and steel	3	34	-	34
C242	Manufacture of basic precious and other non-ferrous metals	S	S	S	S
C259	Manufacture of other fabricated metal products; metal working service activities	32	2,974	2,030	944
C275	Manufacture of domestic appliances	3	9	-	9
C301	Building of ships and boats	S	S	S	S
C309	Manufacture of transport equipment, n.e.c.	7	-	-	-
C310	Manufacture of furniture	29	2,564	67	2,497
C321	Manufacture of jewelry, bijouterie and related articles	9	-	-	-
C324	Manufacture of games and toys	3	-	-	-
C329	Other manufacturing, n.e.c.	12	213	-	213
C331	Repair of fabricated metal products, machinery and equipment	34	7,212	2,503	4,709
	Autonomous Region in Muslim Mindanao	343	81,797	1,539	80,259
C104	Manufacture of vegetable and animal oils and fats	S	S	S	S
C106	Manufacture of grain mill products, starches and starch products	46	76,312	-	76,313
C107	Manufacture of other food products	83	3,326	1,216	2,109
C108	Manufacture of prepared animal feeds	3	-	-	-
C110	Manufacture of beverages	124	909	322	587
C142	Custom tailoring and dressmaking	22	-	-	-
C181	Printing and service activities related to printing	46	183	-	183
C221	Manufacture of rubber products	S	S	S	S
C239	Manufacture of non-metallic mineral products, n.e.c.	7	-	-	-
C251	Manufacture of structural metal products, tanks, reservoirs and steam generators	5	217	-	217
C310	Manufacture of furniture	5	557	-	557

Notes: "-" – zero value

S – suppressed

Source: Philippine Statistics Authority, 2018 Census of Philippine Business and Industry

Table 5.5 Number of Establishments and Expenses for Non-Industrial Service Done by Others by Type for Manufacturing Establishments by Region and Industry Group: Philippines, 2018

(Values are in thousand PhP, except number of establishments. Details may not add-up to total due to rounding and/or statistical disclosure control.)

2009 PSIC Code	Region / Industry Description	Number of Establishments	Expense for Non-Industrial Service Done by Others		
			Total	Rent Expense for Land	Rental Expense for Buildings, Warehouses and Other Structures
			(1)	(2)	(3)
	Philippines	28,968	336,591,892	14,535,546	34,084,384
C101	Processing and preserving of meat	299	7,467,513	33,766	1,521,762
C102	Processing and preserving of fish, crustaceans and mollusks	278	7,495,958	64,240	553,017
C103	Processing and preserving of fruits and vegetables	169	3,955,086	2,731	810,000
C104	Manufacture of vegetable and animal oils and fats	140	3,992,616	65,895	75,319
C105	Manufacture of dairy products	99	11,331,322	1,056,312	7,118,922
C106	Manufacture of grain mill products, starches and starch products	1,701	4,085,484	79,535	250,664
C107	Manufacture of other food products	9,084	29,370,063	703,113	4,714,814
C108	Manufacture of prepared animal feeds	199	6,479,240	26,942	264,374
C110	Manufacture of beverages	3,986	27,795,013	530,558	2,058,052
C120	Manufacture of tobacco products	17	2,949,617	189,017	178,518
C131	Spinning, weaving and finishing of textiles	125	317,370	24,620	35,979
C139	Manufacture of other textiles	236	616,059	16,495	82,076
C141	Manufacture of wearing apparel, except fur apparel	880	3,741,633	194,902	795,044
C142	Custom tailoring and dressmaking	790	392,100	7,416	122,099
C143	Manufacture of knitted and crocheted apparel	40	731,768	13,752	78,998
C151	Tanning and dressing of leather; manufacture of luggage and handbags	107	912,191	133,217	142,946
C152	Manufacture of footwear	140	563,698	55,186	35,853
C161	Sawmilling and planing of wood	59	164,701	2,572	32,713
C162	Manufacture of products of wood, cork, straw and plaiting materials	333	1,717,923	109,362	171,522
C170	Manufacture of paper and paper products	330	5,620,419	142,641	435,176
C181	Printing and service activities related to printing	2,566	2,474,255	76,668	842,655
C182	Reproduction of recorded media	4	22,047	5,990	362
C192	Manufacture of refined petroleum products	15	10,756,673	748,484	680,297
C199	Manufacture of other fuel products	3	298,260	8,842	6,817
C201	Manufacture of basic chemicals	190	7,408,355	178,409	329,164
C202	Manufacture of other chemical products, n.e.c.	357	46,905,600	508,113	1,109,071
C203	Manufacture of man-made fibers	S	S	S	S
C210	Manufacture of pharmaceuticals, medicinal chemical and botanical products	117	4,218,053	60,047	1,529,325
C221	Manufacture of rubber products	134	3,775,101	123,602	135,122
C222	Manufacture of plastics products	834	6,176,384	261,085	924,578

Continued

Table 5.5 Number of Establishments and Expenses for Non-Industrial Service Done by Others by Type for Manufacturing Establishments by Region and Industry Group: Philippines, 2018

(Values are in thousand PhP, except number of establishments. Details may not add-up to total due to rounding and/or statistical disclosure control.)

Continued

2009 PSIC Code	Region / Industry Description	Number of Establishments	Expense for Non-Industrial Service Done by Others		
			Total	Rent Expense for Land	Rental Expense for Buildings, Warehouses and Other Structures
		(1)	(2)	(3)	(4)
C231	Manufacture of glass and glass products	104	1,432,677	53,215	150,010
C239	Manufacture of non-metallic mineral products, n.e.c.	846	18,344,321	552,540	889,003
C241	Manufacture of basic iron and steel	319	7,977,646	119,251	236,688
C242	Manufacture of basic precious and other non-ferrous metals	26	3,377,803	318,817	50,618
C243	Casting of metals	59	602,757	27,267	79,988
C251	Manufacture of structural metal products, tanks, reservoirs and steam generators	469	2,148,195	81,549	209,822
C252	Manufacture of weapons and ammunition	12	52,994	-	16,467
C259	Manufacture of other fabricated metal products; metal working service activities	859	4,471,954	243,868	582,750
C261	Manufacture of electronic components	138	21,170,947	945,839	2,292,503
C262	Manufacture of computers and peripheral equipment and accessories	32	12,286,658	3,526,737	173,649
C263	Manufacture of communication equipment	13	353,102	10,427	59,223
C264	Manufacture of consumer electronics	27	757,436	33,720	79,049
C265	Manufacture of measuring, testing, navigating and control equipment; watches and clocks	25	181,206	16,226	36,538
C267	Manufacture of optical instruments and photographic equipment	24	623,134	83,311	45,632
C271	Manufacture of electric motors, generators, transformers and electricity distribution and control apparatus	84	950,421	84,771	143,488
C272	Manufacture of batteries and accumulators	6	186,355	35,948	7,262
C273	Manufacture of wiring and wiring devices	53	1,136,126	44,778	148,163
C274	Manufacture of electric lighting equipment	34	616,216	116,923	56,474
C275	Manufacture of domestic appliances	36	1,525,158	2,696	166,383
C279	Manufacture of other electrical equipment	35	6,417,858	376,576	252,949
C281	Manufacture of general purpose machinery	102	5,514,229	232,162	670,101
C282	Manufacture of special purpose machinery	162	1,615,732	129,659	177,893
C291	Manufacture of motor vehicles	40	1,606,920	30,368	305,123
C292	Manufacture of bodies (coachwork) for motor vehicles; manufacture of trailers and semi-trailers	24	167,988	14,829	23,449

Table 5.5 Number of Establishments and Expenses for Non-Industrial Service Done by Others by Type for Manufacturing Establishments by Region and Industry Group: Philippines, 2018

(Values are in thousand PhP, except number of establishments. Details may not add-up to total due to rounding and/or statistical disclosure control.)

Continued

2009 PSIC Code	Region / Industry Description	Number of Establishments	Expense for Non-Industrial Service Done by Others		
			Total	Rent Expense for Land	Rental Expense for Buildings, Warehouses and Other Structures
		(1)	(2)	(3)	(4)
C293	Manufacture of parts and accessories for motor vehicles	119	11,478,625	811,423	521,532
C301	Building of ships and boats	29	4,584,778	141,786	19,537
C302	Manufacture of railway locomotive and rolling stock	S	S	S	S
C303	Manufacture of air and spacecraft and related machinery	8	6,359,931	51,200	76,995
C309	Manufacture of transport equipment, n.e.c.	67	11,391,990	366,139	593,836
C310	Manufacture of furniture	852	2,005,628	105,651	551,807
C321	Manufacture of jewelry, bijouterie and related articles	99	151,821	8,775	51,831
C322	Manufacture of musical instruments	4	12,112	1,092	2,389
C323	Manufacture of sports goods	17	189,264	6,251	31,375
C324	Manufacture of games and toys	28	201,631	21,453	45,475
C325	Manufacture of medical and dental instruments and supplies	56	1,731,794	161,381	69,996
C329	Other manufacturing, n.e.c.	204	420,144	44,629	59,482
C331	Repair of fabricated metal products, machinery and equipment	712	2,749,595	310,776	164,953
C332	Installation of industrial machinery and equipment	6	37,224	-	5,845
	National Capital Region	4,636	90,277,508	1,345,906	8,993,140
C101	Processing and preserving of meat	34	2,655,209	6,408	367,406
C102	Processing and preserving of fish, crustaceans and mollusks	29	3,101,410	13,575	162,540
C103	Processing and preserving of fruits and vegetables	36	1,436,195	-	233,625
C104	Manufacture of vegetable and animal oils and fats	19	1,313,313	25,414	5,261
C105	Manufacture of dairy products	26	1,797,995	39	27,470
C106	Manufacture of grain mill products, starches and starch products	15	2,018,857	49,049	136,406
C107	Manufacture of other food products	1,002	8,773,769	26,654	1,865,212
C108	Manufacture of prepared animal feeds	14	1,577,535	-	89,205
C110	Manufacture of beverages	204	7,773,260	-	991,992
C120	Manufacture of tobacco products	5	2,161,481	128,434	127,306
C131	Spinning, weaving and finishing of textiles	33	54,347	3,321	14,122
C139	Manufacture of other textiles	93	394,117	898	41,907
C141	Manufacture of wearing apparel, except fur apparel	325	1,431,240	11,639	258,480
C142	Custom tailoring and dressmaking	80	252,477	-	26,070
C143	Manufacture of knitted and crocheted apparel	21	558,744	90	8,006
C151	Tanning and dressing of leather; manufacture of luggage and handbags	31	81,988	614	13,431

Table 5.5 Number of Establishments and Expenses for Non-Industrial Service Done by Others by Type for Manufacturing Establishments by Region and Industry Group: Philippines, 2018

(Values are in thousand PhP, except number of establishments. Details may not add-up to total due to rounding and/or statistical disclosure control.)

Continued

2009 PSIC Code	Region / Industry Description	Number of Establishments	Expense for Non-Industrial Service Done by Others		
			Total	Rent Expense for Land	Rental Expense for Buildings, Warehouses and Other Structures
		(1)	(2)	(3)	(4)
C152	Manufacture of footwear	61	126,191	3,576	15,513
C161	Sawmilling and 873lanning of wood	5	9,462	1,353	900
C162	Manufacture of products of wood, cork, straw and plaiting materials	29	60,159	213	20,944
C170	Manufacture of paper and paper products	154	1,923,651	20,831	146,528
C181	Printing and service activities related to printing	656	1,602,109	29,895	596,740
C192	Manufacture of refined petroleum products	4	23,726	-	2,927
C199	Manufacture of other fuel products	S	S	S	S
C201	Manufacture of basic chemicals	43	2,155,071	4,168	79,556
C202	Manufacture of other chemical products, n.e.c.	166	31,091,393	55,780	684,097
C203	Manufacture of man-made fibers	S	S	S	S
C210	Manufacture of pharmaceuticals, medicinal chemical and botanical products	29	2,517,342	1,808	1,274,347
C221	Manufacture of rubber products	53	147,379	7,224	30,357
C222	Manufacture of plastics products	350	1,811,312	54,160	275,494
C231	Manufacture of glass and glass products	31	415,793	25,266	12,803
C239	Manufacture of non-metallic mineral products, n.e.c.	65	680,933	140,723	41,978
C241	Manufacture of basic iron and steel	82	551,202	15,260	24,222
C242	Manufacture of basic precious and other non-ferrous metals	4	270,119	15,421	9,564
C243	Casting of metals	18	62,844	-	12,399
C251	Manufacture of structural metal products, tanks, reservoirs and steam generators	141	685,348	2,665	69,696
C252	Manufacture of weapons and ammunition	4	32,893	-	14,048
C259	Manufacture of other fabricated metal products; metal working service activities	168	985,993	19,115	106,554
C261	Manufacture of electronic components	9	1,821,937	41,765	558,760
C262	Manufacture of computers and peripheral equipment and accessories	S	S	S	S
C264	Manufacture of consumer electronics	8	26,736	5,247	5,013
C265	Manufacture of measuring, testing, navigating and control equipment; watches and clocks	8	15,406	-	1,814
C267	Manufacture of optical instruments and photographic equipment	S	S	S	S

Table 5.5 Number of Establishments and Expenses for Non-Industrial Service Done by Others by Type for Manufacturing Establishments by Region and Industry Group: Philippines, 2018

(Values are in thousand PhP, except number of establishments. Details may not add-up to total due to rounding and/or statistical disclosure control.)

Continued

2009 PSIC Code	Region / Industry Description	Number of Establishments	Expense for Non-Industrial Service Done by Others		
			Total	Rent Expense for Land	Rental Expense for Buildings, Warehouses and Other Structures
		(1)	(2)	(3)	(4)
C271	Manufacture of electric motors, generators, transformers and electricity distribution and control apparatus	17	65,186	720	6,687
C272	Manufacture of batteries and accumulators	S	S	S	S
C273	Manufacture of wiring and wiring devices	21	150,265	18,893	19,239
C274	Manufacture of electric lighting equipment	9	18,827	2,416	829
C275	Manufacture of domestic appliances	12	1,306,325	144	137,451
C279	Manufacture of other electrical equipment	6	12,461	-	787
C281	Manufacture of general purpose machinery	34	1,376,493	5,391	154,518
C282	Manufacture of special purpose machinery	30	102,990	7,672	20,846
C291	Manufacture of motor vehicles	9	16,969	7,032	2,551
C292	Manufacture of bodies (coachwork) for motor vehicles; manufacture of trailers and semi-trailers	11	64,766	3,814	10,595
C293	Manufacture of parts and accessories for motor vehicles	15	1,063,477	136,103	39,924
C301	Building of ships and boats	5	13,699	-	1,133
C303	Manufacture of air and spacecraft and related machinery	S	S	S	S
C309	Manufacture of transport equipment, n.e.c.	10	991,636	207,027	33,983
C310	Manufacture of furniture	154	506,573	17,647	85,740
C321	Manufacture of jewelry, bijouterie and related articles	11	13,540	419	3,017
C322	Manufacture of musical instruments	S	S	S	S
C323	Manufacture of sports goods	3	63,232	2,115	12,176
C324	Manufacture of games and toys	8	18,707	-	1,699
C325	Manufacture of medical and dental instruments and supplies	11	94,962	2,176	14,711
C329	Other manufacturing, n.e.c.	42	77,556	2,246	12,507
C331	Repair of fabricated metal products, machinery and equipment	161	1,649,390	216,614	72,951
C332	Installation of industrial machinery and equipment	4	6,877	-	1,744
	Cordillera Administrative Region	685	1,203,457	78,229	115,582
C101	Processing and preserving of meat	6	104	-	-
C102	Processing and preserving of fish, crustaceans and mollusks	8	306	-	-
C103	Processing and preserving of fruits and vegetables	6	16,481	109	5
C105	Manufacture of dairy products	S	S	S	S

Table 5.5 Number of Establishments and Expenses for Non-Industrial Service Done by Others by Type for Manufacturing Establishments by Region and Industry Group: Philippines, 2018

(Values are in thousand PhP, except number of establishments. Details may not add-up to total due to rounding and/or statistical disclosure control.)

Continued

2009 PSIC Code	Region / Industry Description	Number of Establishments	Expense for Non-Industrial Service Done by Others		
			Total	Rent Expense for Land	Rental Expense for Buildings, Warehouses and Other Structures
		(1)	(2)	(3)	(4)
C106	Manufacture of grain mill products, starches and starch products	100	648	-	-
C107	Manufacture of other food products	140	102,380	1,881	39,912
C110	Manufacture of beverages	190	27,779	-	5,053
C131	Spinning, weaving and finishing of textiles	13	2,969	-	1,016
C139	Manufacture of other textiles	6	7,711	-	7,048
C141	Manufacture of wearing apparel, except fur apparel	S	S	S	S
C142	Custom tailoring and dressmaking	43	6,170	100	2,955
C162	Manufacture of products of wood, cork, straw and plaiting materials	6	220	-	-
C181	Printing and service activities related to printing	75	11,874	-	7,059
C201	Manufacture of basic chemicals	3	117	-	-
C221	Manufacture of rubber products	5	87	-	87
C222	Manufacture of plastics products	S	S	S	S
C231	Manufacture of glass and glass products	S	S	S	S
C239	Manufacture of non-metallic mineral products, n.e.c.	23	23,277	-	-
C241	Manufacture of basic iron and steel	5	476	-	-
C251	Manufacture of structural metal products, tanks, reservoirs and steam generators	10	1,034	55	330
C259	Manufacture of other fabricated metal products; metal working service activities	19	1,324	-	749
C261	Manufacture of electronic components	S	S	S	S
C303	Manufacture of air and spacecraft and related machinery	S	S	S	S
C310	Manufacture of furniture	17	8,245	-	1,430
C321	Manufacture of jewelry, bijouterie and related articles	S	S	S	S
I – Ilocos Region		953	2,701,147	63,769	199,661
C101	Processing and preserving of meat	12	19,936	-	15,335
C102	Processing and preserving of fish, crustaceans and mollusks	33	9,483	3,575	1,056
C103	Processing and preserving of fruits and vegetables	3	9,152	-	-
C105	Manufacture of dairy products	S	S	S	S
C106	Manufacture of grain mill products, starches and starch products	71	6,054	-	168
C107	Manufacture of other food products	347	153,497	15,627	33,297
C108	Manufacture of prepared animal feeds	3	2,262	-	-
C110	Manufacture of beverages	140	703,963	26,959	98,462
C120	Manufacture of tobacco products	S	S	S	S

Table 5.5 Number of Establishments and Expenses for Non-Industrial Service Done by Others by Type for Manufacturing Establishments by Region and Industry Group: Philippines, 2018

(Values are in thousand PhP, except number of establishments. Details may not add-up to total due to rounding and/or statistical disclosure control.)

Continued

2009 PSIC Code	Region / Industry Description	Number of Establishments	Expense for Non-Industrial Service Done by Others		
			Total	Rent Expense for Land	Rental Expense for Buildings, Warehouses and Other Structures
		(1)	(2)	(3)	(4)
C131	Spinning, weaving and finishing of textiles	5	82	-	46
C141	Manufacture of wearing apparel, except fur apparel	5	7	-	-
C142	Custom tailoring and dressmaking	42	3,404	-	2,720
C152	Manufacture of footwear	6	723	113	575
C162	Manufacture of products of wood, cork, straw and plaiting materials	13	457	386	-
C170	Manufacture of paper and paper products	9	304,274	-	-
C181	Printing and service activities related to printing	112	21,002	-	16,708
C201	Manufacture of basic chemicals	6	25,949	14,877	99
C210	Manufacture of pharmaceuticals, medicinal chemical and botanical products	S	S	S	S
C221	Manufacture of rubber products	5	87	-	87
C231	Manufacture of glass and glass products	4	1,396	523	463
C239	Manufacture of non-metallic mineral products, n.e.c.	45	1,394,380	312	25,179
C241	Manufacture of basic iron and steel	11	10,506	125	392
C251	Manufacture of structural metal products, tanks, reservoirs and steam generators	15	16,267	301	2,596
C259	Manufacture of other fabricated metal products; metal working service activities	16	64	-	-
C273	Manufacture of wiring and wiring devices	S	S	S	S
C282	Manufacture of special purpose machinery	S	S	S	S
C292	Manufacture of bodies (coachwork) for motor vehicles; manufacture of trailers and semi-trailers	3	-	-	-
C293	Manufacture of parts and accessories for motor vehicles	3	91	-	-
C309	Manufacture of transport equipment, n.e.c.	13	296	296	-
C321	Manufacture of jewelry, bijouterie and related articles	S	S	S	S
C324	Manufacture of games and toys	S	S	S	S
C329	Other manufacturing, n.e.c.	7	1,911	110	507
C331	Repair of fabricated metal products, machinery and equipment	17	1,743	566	211
II – Cagayan Valley		1,133	1,514,626	33,227	182,692
C101	Processing and preserving of meat	6	6,495	-	-
C102	Processing and preserving of fish, crustaceans and mollusks	4	-	-	-

Table 5.5 Number of Establishments and Expenses for Non-Industrial Service Done by Others by Type for Manufacturing Establishments by Region and Industry Group: Philippines, 2018

(Values are in thousand PhP, except number of establishments. Details may not add-up to total due to rounding and/or statistical disclosure control.)

Continued

2009 PSIC Code	Region / Industry Description	Number of Establishments	Expense for Non-Industrial Service Done by Others		
			Total	Rent Expense for Land	Rental Expense for Buildings, Warehouses and Other Structures
		(1)	(2)	(3)	(4)
C103	Processing and preserving of fruits and vegetables	8	335	59	-
C104	Manufacture of vegetable and animal oils and fats	S	S	S	S
C105	Manufacture of dairy products	4	460	-	-
C106	Manufacture of grain mill products, starches and starch products	175	240,291	1,002	3,514
C107	Manufacture of other food products	382	48,780	2,750	22,180
C108	Manufacture of prepared animal feeds	7	11,733	-	3,214
C110	Manufacture of beverages	227	758,136	18,380	36,693
C120	Manufacture of tobacco products	3	116,543	1,093	11,877
C131	Spinning, weaving and finishing of textiles	3	474	-	328
C139	Manufacture of other textiles	4	1,385	-	1,358
C142	Custom tailoring and dressmaking	34	499	-	256
C151	Tanning and dressing of leather; manufacture of luggage and handbags	3	500	116	181
C162	Manufacture of products of wood, cork, straw and plaiting materials	8	-	-	-
C181	Printing and service activities related to printing	122	8,917	267	2,445
C182	Reproduction of recorded media	3	481	-	362
C199	Manufacture of other fuel products	S	S	S	S
C201	Manufacture of basic chemicals	S	S	S	S
C222	Manufacture of plastics products	6	19	-	-
C239	Manufacture of non-metallic mineral products, n.e.c.	25	2,992	273	98
C241	Manufacture of basic iron and steel	9	624	-	624
C251	Manufacture of structural metal products, tanks, reservoirs and steam generators	12	968	-	809
C252	Manufacture of weapons and ammunition	S	S	S	S
C259	Manufacture of other fabricated metal products; metal working service activities	32	549	-	378
C279	Manufacture of other electrical equipment	3	187,672	-	89,312
C282	Manufacture of special purpose machinery	3	22,194	-	8,423
C310	Manufacture of furniture	21	4,947	-	-
C321	Manufacture of jewelry, bijouterie and related articles	5	16	-	-
C329	Other manufacturing, n.e.c.	S	S	S	S
C331	Repair of fabricated metal products, machinery and equipment	17	728	446	-
III – Central Luzon		3,388	38,812,820	1,234,956	3,366,334

Table 5.5 Number of Establishments and Expenses for Non-Industrial Service Done by Others by Type for Manufacturing Establishments by Region and Industry Group: Philippines, 2018

(Values are in thousand PhP, except number of establishments. Details may not add-up to total due to rounding and/or statistical disclosure control.)

Continued

2009 PSIC Code	Region / Industry Description	Number of Establishments	Expense for Non-Industrial Service Done by Others		
			Total	Rent Expense for Land	Rental Expense for Buildings, Warehouses and Other Structures
		(1)	(2)	(3)	(4)
C101	Processing and preserving of meat	74	912,058	1,959	84,554
C102	Processing and preserving of fish, crustaceans and mollusks	27	155,421	3,148	3,963
C103	Processing and preserving of fruits and vegetables	31	660,259	391	60,407
C104	Manufacture of vegetable and animal oils and fats	4	3,438	12	494
C105	Manufacture of dairy products	12	59,145	17,298	-
C106	Manufacture of grain mill products, starches and starch products	235	194,317	7,526	7,201
C107	Manufacture of other food products	1,054	4,661,103	278,465	351,400
C108	Manufacture of prepared animal feeds	54	1,405,677	19,804	88,024
C110	Manufacture of beverages	360	3,298,632	10,477	223,819
C120	Manufacture of tobacco products	S	S	S	S
C131	Spinning, weaving and finishing of textiles	20	136,661	3,419	7,216
C139	Manufacture of other textiles	40	65,359	7,558	6,068
C141	Manufacture of wearing apparel, except fur apparel	149	400,894	33,015	120,818
C142	Custom tailoring and dressmaking	60	63,133	310	60,779
C143	Manufacture of knitted and crocheted apparel	3	38,260	-	21,326
C151	Tanning and dressing of leather; manufacture of luggage and handbags	41	245,168	83,869	64,548
C152	Manufacture of footwear	10	153,565	9,213	10,466
C161	Sawmilling and planing of wood	S	S	S	S
C162	Manufacture of products of wood, cork, straw and plaiting materials	63	126,772	1,211	32,723
C170	Manufacture of paper and paper products	35	932,776	24,008	83,793
C181	Printing and service activities related to printing	163	33,620	1,273	14,538
C192	Manufacture of refined petroleum products	3	2,950,755	144	666,415
C201	Manufacture of basic chemicals	21	457,429	13,192	22,414
C202	Manufacture of other chemical products, n.e.c.	35	365,125	17,381	156,191
C210	Manufacture of pharmaceuticals, medicinal chemical and botanical products	22	122,786	871	14,877
C221	Manufacture of rubber products	14	2,715,217	58,944	20,639
C222	Manufacture of plastics products	115	546,732	6,616	127,983
C231	Manufacture of glass and glass products	14	136,224	12,061	51,233
C239	Manufacture of non-metallic mineral products, n.e.c.	134	2,995,159	65,423	95,903
C241	Manufacture of basic iron and steel	44	4,639,843	61,672	96,230
C242	Manufacture of basic precious and other non-ferrous metals	4	12,768	288	947

Table 5.5 Number of Establishments and Expenses for Non-Industrial Service Done by Others by Type for Manufacturing Establishments by Region and Industry Group: Philippines, 2018

(Values are in thousand PhP, except number of establishments. Details may not add-up to total due to rounding and/or statistical disclosure control.)

Continued

2009 PSIC Code	Region / Industry Description	Number of Establishments	Expense for Non-Industrial Service Done by Others		
			Total	Rent Expense for Land	Rental Expense for Buildings, Warehouses and Other Structures
		(1)	(2)	(3)	(4)
C243	Casting of metals	7	19,812	557	6,156
C251	Manufacture of structural metal products, tanks, reservoirs and steam generators	60	120,805	6,246	45,662
C259	Manufacture of other fabricated metal products; metal working service activities	85	383,999	13,102	65,526
C261	Manufacture of electronic components	14	1,892,581	156,628	55,351
C262	Manufacture of computers and peripheral equipment and accessories	5	302,572	4,233	10,086
C263	Manufacture of communication equipment	S	S	S	S
C264	Manufacture of consumer electronics	3	4,886	145	2,306
C265	Manufacture of measuring, testing, navigating and control equipment; watches and clocks	3	33,490	-	15,487
C271	Manufacture of electric motors, generators, transformers and electricity distribution and control apparatus	10	42,065	2,623	8,047
C272	Manufacture of batteries and accumulators	S	S	S	S
C273	Manufacture of wiring and wiring devices	10	283,252	12,420	13,228
C274	Manufacture of electric lighting equipment	7	42,897	3,260	15,544
C275	Manufacture of domestic appliances	4	65,254	450	2,243
C279	Manufacture of other electrical equipment	10	79,027	-	13,963
C281	Manufacture of general purpose machinery	13	643,407	136,433	368,712
C282	Manufacture of special purpose machinery	15	28,042	-	3,571
C291	Manufacture of motor vehicles	4	19,564	-	3,109
C292	Manufacture of bodies (coachwork) for motor vehicles; manufacture of trailers and semi-trailers	S	S	S	S
C293	Manufacture of parts and accessories for motor vehicles	9	849,981	18,678	45,916
C301	Building of ships and boats	S	S	S	S
C303	Manufacture of air and spacecraft and related machinery	5	76,747	-	42,433
C309	Manufacture of transport equipment, n.e.c.	13	2,872	60	280
C310	Manufacture of furniture	121	147,209	6,369	47,464
C321	Manufacture of jewelry, bijouterie and related articles	15	17,523	324	6,042
C322	Manufacture of musical instruments	S	S	S	S

Table 5.5 Number of Establishments and Expenses for Non-Industrial Service Done by Others by Type for Manufacturing Establishments by Region and Industry Group: Philippines, 2018

(Values are in thousand PhP, except number of establishments. Details may not add-up to total due to rounding and/or statistical disclosure control.)

Continued

Continued

2009 PSIC Code	Region / Industry Description	Number of Establishments	Expense for Non-Industrial Service Done by Others		
			Total	Rent Expense for Land	Rental Expense for Buildings, Warehouses and Other Structures
		(1)	(2)	(3)	(4)
C323	Manufacture of sports goods	3	49,986	-	751
C324	Manufacture of games and toys	8	86,107	1,136	35,255
C325	Manufacture of medical and dental instruments and supplies	9	164,905	3,460	19,179
C329	Other manufacturing, n.e.c.	42	153,192	24,125	678
C331	Repair of fabricated metal products, machinery and equipment	62	439,162	51,636	37,273
C332	Installation of industrial machinery and equipment	S	S	S	S
	IVA – CALABARZON	4,035	150,245,570	10,055,856	16,179,597
C101	Processing and preserving of meat	41	3,231,283	11,244	988,995
C102	Processing and preserving of fish, crustaceans and mollusks	12	1,001,858	2,814	56,401
C103	Processing and preserving of fruits and vegetables	19	726,967	1,867	53,698
C104	Manufacture of vegetable and animal oils and fats	31	527,491	6,386	12,081
C105	Manufacture of dairy products	12	9,455,989	1,038,698	7,079,052
C106	Manufacture of grain mill products, starches and starch products	90	344,161	660	16,167
C107	Manufacture of other food products	877	10,326,553	167,905	850,439
C108	Manufacture of prepared animal feeds	69	253,660	2,692	11,972
C110	Manufacture of beverages	291	9,060,221	398,364	291,619
C120	Manufacture of tobacco products	3	550,707	59,489	32,475
C131	Spinning, weaving and finishing of textiles	10	103,466	17,814	4,214
C139	Manufacture of other textiles	33	88,287	3,902	21,153
C141	Manufacture of wearing apparel, except fur apparel	244	1,410,516	34,592	305,153
C142	Custom tailoring and dressmaking	90	11,718	172	6,813
C143	Manufacture of knitted and crocheted apparel	16	134,764	13,662	49,665
C151	Tanning and dressing of leather; manufacture of luggage and handbags	24	576,144	46,330	64,786
C152	Manufacture of footwear	34	124,325	39,883	8,032
C161	Sawmilling and 880lanning of wood	S	S	S	S
C162	Manufacture of products of wood, cork, straw and plaiting materials	64	1,149,679	94,480	102,826
C170	Manufacture of paper and paper products	76	1,252,288	52,260	164,123
C181	Printing and service activities related to printing	198	406,015	32,077	36,594
C182	Reproduction of recorded media	S	S	S	S
C192	Manufacture of refined petroleum products	S	S	S	S
C199	Manufacture of other fuel products	S	S	S	S
C201	Manufacture of basic chemicals	31	2,814,855	76,802	100,619

Table 5.5 Number of Establishments and Expenses for Non-Industrial Service Done by Others by Type for Manufacturing Establishments by Region and Industry Group: Philippines, 2018

(Values are in thousand PhP, except number of establishments. Details may not add-up to total due to rounding and/or statistical disclosure control.)

Continued

2009 PSIC Code	Region / Industry Description	Number of Establishments	Expense for Non-Industrial Service Done by Others		
			Total	Rent Expense for Land	Rental Expense for Buildings, Warehouses and Other Structures
		(1)	(2)	(3)	(4)
C202	Manufacture of other chemical products, n.e.c.	91	14,382,603	341,551	183,255
C210	Manufacture of pharmaceuticals, medicinal chemical and botanical products	34	1,125,325	51,304	195,198
C221	Manufacture of rubber products	35	684,443	38,650	78,551
C222	Manufacture of plastics products	181	3,031,819	186,068	457,383
C231	Manufacture of glass and glass products	18	770,508	11,102	78,687
C239	Manufacture of non-metallic mineral products, n.e.c.	115	4,627,213	296,268	241,395
C241	Manufacture of basic iron and steel	59	1,586,505	33,811	81,969
C242	Manufacture of basic precious and other non-ferrous metals	8	122,677	19,300	22,212
C243	Casting of metals	16	463,215	12,762	59,551
C251	Manufacture of structural metal products, tanks, reservoirs and steam generators	109	1,006,445	39,477	77,204
C252	Manufacture of weapons and ammunition	S	S	S	S
C259	Manufacture of other fabricated metal products; metal working service activities	245	2,482,203	153,098	377,803
C261	Manufacture of electronic components	103	15,781,523	644,540	1,589,490
C262	Manufacture of computers and peripheral equipment and accessories	24	11,906,099	3,519,873	162,764
C263	Manufacture of communication equipment	10	205,272	6,984	41,802
C264	Manufacture of consumer electronics	12	537,700	19,188	39,973
C265	Manufacture of measuring, testing, navigating and control equipment; watches and clocks	5	65,607	-	16,632
C267	Manufacture of optical instruments and photographic equipment	9	328,639	24,492	31,189
C271	Manufacture of electric motors, generators, transformers and electricity distribution and control apparatus	46	705,781	76,849	105,011
C272	Manufacture of batteries and accumulators	S	S	S	S
C273	Manufacture of wiring and wiring devices	20	679,155	10,914	114,896
C274	Manufacture of electric lighting equipment	15	530,204	104,782	36,928
C275	Manufacture of domestic appliances	12	122,712	-	14,223
C279	Manufacture of other electrical equipment	14	5,679,260	376,576	92,478

Table 5.5 Number of Establishments and Expenses for Non-Industrial Service Done by Others by Type for Manufacturing Establishments by Region and Industry Group: Philippines, 2018

(Values are in thousand PhP, except number of establishments. Details may not add-up to total due to rounding and/or statistical disclosure control.)

Continued

2009 PSIC Code	Region / Industry Description	Number of Establishments	Expense for Non-Industrial Service Done by Others		
			Total	Rent Expense for Land	Rental Expense for Buildings, Warehouses and Other Structures
		(1)	(2)	(3)	(4)
C281	Manufacture of general purpose machinery	41	3,342,655	77,605	142,651
C282	Manufacture of special purpose machinery	73	1,416,565	120,511	141,507
C291	Manufacture of motor vehicles	13	1,434,668	20,525	253,667
C292	Manufacture of bodies (coachwork) for motor vehicles; manufacture of trailers and semi-trailers	10	102,419	10,692	12,854
C293	Manufacture of parts and accessories for motor vehicles	74	9,172,500	646,233	338,611
C301	Building of ships and boats	5	19,999	-	2,140
C302	Manufacture of railway locomotive and rolling stock	S	S	S	S
C303	Manufacture of air and spacecraft and related machinery	S	S	S	S
C309	Manufacture of transport equipment, n.e.c.	21	9,992,233	134,079	542,575
C310	Manufacture of furniture	150	464,580	22,267	247,308
C321	Manufacture of jewelry, bijouterie and related articles	4	15,586	-	4,432
C322	Manufacture of musical instruments	S	S	S	S
C323	Manufacture of sports goods	8	60,824	2,074	17,297
C324	Manufacture of games and toys	6	39,891	6,466	8,035
C325	Manufacture of medical and dental instruments and supplies	21	1,224,799	126,227	30,697
C329	Other manufacturing, n.e.c.	17	86,422	4,413	18,795
C331	Repair of fabricated metal products, machinery and equipment	133	470,464	32,492	43,626
C332	Installation of industrial machinery and equipment	S	S	S	S
	MIMAROPA	1,118	526,204	116,110	78,223
C101	Processing and preserving of meat	3	3,603	1,137	1,970
C102	Processing and preserving of fish, crustaceans and mollusks	S	S	S	S
C103	Processing and preserving of fruits and vegetables	S	S	S	S
C104	Manufacture of vegetable and animal oils and fats	7	33,335	472	573
C105	Manufacture of dairy products	5	98	-	86
C106	Manufacture of grain mill products, starches and starch products	98	107,295	18,763	1,244
C107	Manufacture of other food products	432	83,875	-	48,212
C110	Manufacture of beverages	289	9,448	-	6,856
C131	Spinning, weaving and finishing of textiles	3	119	7	-
C141	Manufacture of wearing apparel, except fur apparel	8	1,029	-	847
C142	Custom tailoring and dressmaking	22	648	98	-

Table 5.5 Number of Establishments and Expenses for Non-Industrial Service Done by Others by Type for Manufacturing Establishments by Region and Industry Group: Philippines, 2018

(Values are in thousand PhP, except number of establishments. Details may not add-up to total due to rounding and/or statistical disclosure control.)

Continued

2009 PSIC Code	Region / Industry Description	Number of Establishments	Expense for Non-Industrial Service Done by Others		
			Total	Rent Expense for Land	Rental Expense for Buildings, Warehouses and Other Structures
		(1)	(2)	(3)	(4)
C151	Tanning and dressing of leather; manufacture of luggage and handbags	3	59	-	-
C161	Sawmilling and planing of wood	4	372	193	-
C162	Manufacture of products of wood, cork, straw and plaiting materials	13	1,175	-	-
C181	Printing and service activities related to printing	123	16,163	-	12,941
C201	Manufacture of basic chemicals	3	281	-	207
C202	Manufacture of other chemical products, n.e.c.	S	S	S	S
C210	Manufacture of pharmaceuticals, medicinal chemical and botanical products	S	S	S	S
C222	Manufacture of plastics products	6	287	-	-
C239	Manufacture of non-metallic mineral products, n.e.c.	37	586	-	-
C241	Manufacture of basic iron and steel	8	299	254	19
C242	Manufacture of basic precious and other non-ferrous metals	S	S	S	S
C259	Manufacture of other fabricated metal products; metal working service activities	19	567	-	444
C282	Manufacture of special purpose machinery	S	S	S	S
C310	Manufacture of furniture	21	510	-	-
C331	Repair of fabricated metal products, machinery and equipment	5	47	-	-
V – Bicol Region		1,339	1,248,591	45,676	134,031
C101	Processing and preserving of meat	14	9,332	20	1,257
C102	Processing and preserving of fish, crustaceans and mollusks	28	20,496	382	1,089
C103	Processing and preserving of fruits and vegetables	5	295	-	-
C104	Manufacture of vegetable and animal oils and fats	9	138,794	-	33,410
C105	Manufacture of dairy products	6	1,322	43	-
C106	Manufacture of grain mill products, starches and starch products	67	33,658	72	6,283
C107	Manufacture of other food products	542	153,461	11,850	42,818
C108	Manufacture of prepared animal feeds	4	7,386	86	195
C110	Manufacture of beverages	249	167,287	-	11,488
C120	Manufacture of tobacco products	S	S	S	S
C131	Spinning, weaving and finishing of textiles	6	8	-	-
C139	Manufacture of other textiles	10	5,805	-	-
C141	Manufacture of wearing apparel, except fur apparel	19	8,670	-	7,989

Table 5.5 Number of Establishments and Expenses for Non-Industrial Service Done by Others by Type for Manufacturing Establishments by Region and Industry Group: Philippines, 2018

(Values are in thousand PhP, except number of establishments. Details may not add-up to total due to rounding and/or statistical disclosure control.)

Continued

2009 PSIC Code	Region / Industry Description	Number of Establishments	Expense for Non-Industrial Service Done by Others		
			Total	Rent Expense for Land	Rental Expense for Buildings, Warehouses and Other Structures
		(1)	(2)	(3)	(4)
C142	Custom tailoring and dressmaking	55	2,899	1,247	1,325
C151	Tanning and dressing of leather; manufacture of luggage and handbags	3	9	-	-
C152	Manufacture of footwear	4	224	-	209
C162	Manufacture of products of wood, cork, straw and plaiting materials	32	14,319	1,107	-
C170	Manufacture of paper and paper products	5	92,795	3,619	8,931
C181	Printing and service activities related to printing	93	23,491	169	8,030
C201	Manufacture of basic chemicals	3	431	276	-
C210	Manufacture of pharmaceuticals, medicinal chemical and botanical products	5	251	-	-
C231	Manufacture of glass and glass products	S	S	S	S
C239	Manufacture of non-metallic mineral products, n.e.c.	29	132,718	660	1,602
C241	Manufacture of basic iron and steel	12	11,492	-	3,141
C242	Manufacture of basic precious and other non-ferrous metals	S	S	S	S
C251	Manufacture of structural metal products, tanks, reservoirs and steam generators	21	2,070	695	600
C259	Manufacture of other fabricated metal products; metal working service activities	31	1,311	-	1,107
C281	Manufacture of general purpose machinery	4	35,698	-	1,932
C282	Manufacture of special purpose machinery	3	9	8	-
C293	Manufacture of parts and accessories for motor vehicles	3	134	120	-
C310	Manufacture of furniture	25	671	-	-
C329	Other manufacturing, n.e.c.	19	6,726	-	1,821
C331	Repair of fabricated metal products, machinery and equipment	29	1,597	267	-
VI – Western Visayas		1,425	3,651,399	30,962	333,576
C101	Processing and preserving of meat	19	43,662	4,561	1,134
C102	Processing and preserving of fish, crustaceans and mollusks	31	29,829	512	2,296
C103	Processing and preserving of fruits and vegetables	S	S	S	S
C104	Manufacture of vegetable and animal oils and fats	5	3,899	-	35
C105	Manufacture of dairy products	5	205	99	53
C106	Manufacture of grain mill products, starches and starch products	107	25,315	178	702

Table 5.5 Number of Establishments and Expenses for Non-Industrial Service Done by Others by Type for Manufacturing Establishments by Region and Industry Group: Philippines, 2018

(Values are in thousand PhP, except number of establishments. Details may not add-up to total due to rounding and/or statistical disclosure control.)

Continued

2009 PSIC Code	Region / Industry Description	Number of Establishments	Expense for Non-Industrial Service Done by Others		
			Total	Rent Expense for Land	Rental Expense for Buildings, Warehouses and Other Structures
		(1)	(2)	(3)	(4)
C107	Manufacture of other food products	444	1,167,259	17,380	132,461
C108	Manufacture of prepared animal feeds	3	224,270	-	11,582
C110	Manufacture of beverages	282	1,480,073	898	51,884
C131	Spinning, weaving and finishing of textiles	14	2,976	-	-
C139	Manufacture of other textiles	4	564	-	499
C141	Manufacture of wearing apparel, except fur apparel	17	7,574	-	1,356
C142	Custom tailoring and dressmaking	63	10,381	3,272	5,223
C161	Sawmilling and 885lanning of wood	3	516	-	100
C162	Manufacture of products of wood, cork, straw and plaiting materials	14	6,008	-	1,878
C181	Printing and service activities related to printing	145	42,553	-	30,659
C192	Manufacture of refined petroleum products	S	S	S	S
C201	Manufacture of basic chemicals	9	477,844	-	74,135
C202	Manufacture of other chemical products, n.e.c.	S	S	S	S
C210	Manufacture of pharmaceuticals, medicinal chemical and botanical products	7	2,062	-	-
C221	Manufacture of rubber products	3	912	-	866
C222	Manufacture of plastics products	21	8,530	1,069	2,816
C231	Manufacture of glass and glass products	4	386	-	386
C239	Manufacture of non-metallic mineral products, n.e.c.	99	39,580	971	2,222
C241	Manufacture of basic iron and steel	14	10,611	-	1,237
C243	Casting of metals	5	2,033	34	62
C251	Manufacture of structural metal products, tanks, reservoirs and steam generators	17	4,492	-	471
C259	Manufacture of other fabricated metal products; metal working service activities	33	1,420	-	-
C265	Manufacture of measuring, testing, navigating and control equipment; watches and clocks	S	S	S	S
C267	Manufacture of optical instruments and photographic equipment	S	S	S	S
C282	Manufacture of special purpose machinery	3	7,114	-	420
C293	Manufacture of parts and accessories for motor vehicles	3	305	-	-
C310	Manufacture of furniture	12	11,645	695	3,585
C321	Manufacture of jewelry, bijouterie and related articles	5	2,160	-	1,376
C329	Other manufacturing, n.e.c.	11	26,055	240	3,197

Table 5.5 Number of Establishments and Expenses for Non-Industrial Service Done by Others by Type for Manufacturing Establishments by Region and Industry Group: Philippines, 2018

(Values are in thousand PhP, except number of establishments. Details may not add-up to total due to rounding and/or statistical disclosure control.)

Continued

Continued

2009 PSIC Code	Region / Industry Description	Number of Establishments	Expense for Non-Industrial Service Done by Others		
			Total	Rent Expense for Land	Rental Expense for Buildings, Warehouses and Other Structures
		(1)	(2)	(3)	(4)
C331	Repair of fabricated metal products, machinery and equipment	16	7,087	1,052	1,922
VII – Central Visayas		2,347	23,225,635	898,295	1,834,825
C101	Processing and preserving of meat	27	507,041	5,782	54,887
C102	Processing and preserving of fish, crustaceans and mollusks	34	407,727	22,864	7,668
C103	Processing and preserving of fruits and vegetables	21	236,987	287	13,948
C104	Manufacture of vegetable and animal oils and fats	14	321,497	960	845
C105	Manufacture of dairy products	6	12,756	-	11,490
C106	Manufacture of grain mill products, starches and starch products	71	128,728	-	10,974
C107	Manufacture of other food products	758	834,248	49,858	208,619
C108	Manufacture of prepared animal feeds	19	1,227,653	896	15,255
C110	Manufacture of beverages	247	2,138,181	29,294	131,302
C131	Spinning, weaving and finishing of textiles	4	15,334	-	8,444
C139	Manufacture of other textiles	13	38,373	3,512	2,798
C141	Manufacture of wearing apparel, except fur apparel	53	445,127	115,603	79,072
C142	Custom tailoring and dressmaking	50	7,029	227	4,982
C151	Tanning and dressing of leather; manufacture of luggage and handbags	S	S	S	S
C152	Manufacture of footwear	16	146,287	2,160	1,060
C161	Sawmilling and 886lanning of wood	8	137,776	298	31,712
C162	Manufacture of products of wood, cork, straw and plaiting materials	15	80,016	4,051	2,361
C170	Manufacture of paper and paper products	19	275,095	6,480	7,460
C181	Printing and service activities related to printing	268	120,847	-	53,655
C201	Manufacture of basic chemicals	18	804,593	10,669	30,749
C202	Manufacture of other chemical products, n.e.c.	36	215,843	6,063	19,602
C210	Manufacture of pharmaceuticals, medicinal chemical and botanical products	4	401,685	6,065	7,700
C221	Manufacture of rubber products	7	193,912	18,783	2,676
C222	Manufacture of plastics products	71	156,279	9,582	20,372
C231	Manufacture of glass and glass products	7	99,474	3,691	4,438
C239	Manufacture of non-metallic mineral products, n.e.c.	45	7,251,858	37,422	429,493
C241	Manufacture of basic iron and steel	29	1,046,498	7,091	21,941

Table 5.5 Number of Establishments and Expenses for Non-Industrial Service Done by Others by Type for Manufacturing Establishments by Region and Industry Group: Philippines, 2018

(Values are in thousand PhP, except number of establishments. Details may not add-up to total due to rounding and/or statistical disclosure control.)

Continued

2009 PSIC Code	Region / Industry Description	Number of Establishments	Expense for Non-Industrial Service Done by Others		
			Total	Rent Expense for Land	Rental Expense for Buildings, Warehouses and Other Structures
		(1)	(2)	(3)	(4)
C242	Manufacture of basic precious and other non-ferrous metals	S	S	S	S
C243	Casting of metals	8	49,441	11,432	1,820
C251	Manufacture of structural metal products, tanks, reservoirs and steam generators	10	130,424	29,526	2,616
C252	Manufacture of weapons and ammunition	S	S	S	S
C259	Manufacture of other fabricated metal products; metal working service activities	50	447,640	55,685	16,975
C261	Manufacture of electronic components	10	1,094,628	49,672	88,324
C262	Manufacture of computers and peripheral equipment and accessories	S	S	S	S
C263	Manufacture of communication equipment	S	S	S	S
C264	Manufacture of consumer electronics	3	184,880	9,141	31,337
C265	Manufacture of measuring, testing, navigating and control equipment; watches and clocks	5	66,005	16,226	2,407
C267	Manufacture of optical instruments and photographic equipment	12	270,765	54,097	13,428
C271	Manufacture of electric motors, generators, transformers and electricity distribution and control apparatus	7	134,764	4,579	22,276
C273	Manufacture of wiring and wiring devices	S	S	S	S
C274	Manufacture of electric lighting equipment	4	24,287	6,465	3,173
C275	Manufacture of domestic appliances	S	S	S	S
C279	Manufacture of other electrical equipment	S	S	S	S
C281	Manufacture of general purpose machinery	5	85,700	12,734	-
C282	Manufacture of special purpose machinery	5	13,910	1,469	2,261
C291	Manufacture of motor vehicles	10	132,533	1,260	44,919
C293	Manufacture of parts and accessories for motor vehicles	8	391,966	10,290	97,015
C301	Building of ships and boats	13	468,051	125,188	15,866
C309	Manufacture of transport equipment, n.e.c.	3	404,183	24,677	16,322
C310	Manufacture of furniture	173	792,812	58,153	151,729
C321	Manufacture of jewelry, bijouterie and related articles	37	84,616	8,031	21,725
C322	Manufacture of musical instruments	S	S	S	S
C323	Manufacture of sports goods	S	S	S	S

Table 5.5 Number of Establishments and Expenses for Non-Industrial Service Done by Others by Type for Manufacturing Establishments by Region and Industry Group: Philippines, 2018

(Values are in thousand PhP, except number of establishments. Details may not add-up to total due to rounding and/or statistical disclosure control.)

Continued

2009 PSIC Code	Region / Industry Description	Number of Establishments	Expense for Non-Industrial Service Done by Others		
			Total	Rent Expense for Land	Rental Expense for Buildings, Warehouses and Other Structures
		(1)	(2)	(3)	(4)
C324	Manufacture of games and toys	S	S	S	S
C325	Manufacture of medical and dental instruments and supplies	15	247,129	29,518	5,409
C329	Other manufacturing, n.e.c.	24	59,270	11,767	18,132
C331	Repair of fabricated metal products, machinery and equipment	66	60,964	5,310	2,707
VIII – Eastern Visayas		1,415	2,806,209	16,418	308,574
C101	Processing and preserving of meat	S	S	S	S
C102	Processing and preserving of fish, crustaceans and mollusks	8	9,427	-	-
C103	Processing and preserving of fruits and vegetables	5	548	-	519
C104	Manufacture of vegetable and animal oils and fats	7	123,826	1,021	2,306
C105	Manufacture of dairy products	S	S	S	S
C106	Manufacture of grain mill products, starches and starch products	100	4,282	-	32
C107	Manufacture of other food products	646	437,144	8,648	261,894
C110	Manufacture of beverages	365	166,914	-	16,261
C131	Spinning, weaving and finishing of textiles	4	547	-	386
C139	Manufacture of other textiles	S	S	S	S
C141	Manufacture of wearing apparel, except fur apparel	8	-	-	-
C142	Custom tailoring and dressmaking	34	1,179	373	708
C162	Manufacture of products of wood, cork, straw and plaiting materials	13	245	-	201
C170	Manufacture of paper and paper products	7	139,625	330	446
C181	Printing and service activities related to printing	76	11,257	1,445	5,994
C201	Manufacture of basic chemicals	7	76,097	-	9,072
C210	Manufacture of pharmaceuticals, medicinal chemical and botanical products	S	S	S	S
C222	Manufacture of plastics products	9	2,636	-	792
C231	Manufacture of glass and glass products	6	645	-	193
C239	Manufacture of non-metallic mineral products, n.e.c.	38	515	312	-
C241	Manufacture of basic iron and steel	3	1,040	1,040	-
C242	Manufacture of basic precious and other non-ferrous metals	S	S	S	S
C243	Casting of metals	S	S	S	S
C251	Manufacture of structural metal products, tanks, reservoirs and steam generators	5	22	-	-

Table 5.5 Number of Establishments and Expenses for Non-Industrial Service Done by Others by Type for Manufacturing Establishments by Region and Industry Group: Philippines, 2018

(Values are in thousand PhP, except number of establishments. Details may not add-up to total due to rounding and/or statistical disclosure control.)

Continued

2009 PSIC Code	Region / Industry Description	Number of Establishments	Expense for Non-Industrial Service Done by Others		
			Total	Rent Expense for Land	Rental Expense for Buildings, Warehouses and Other Structures
		(1)	(2)	(3)	(4)
C259	Manufacture of other fabricated metal products; metal working service activities	38	436	378	-
C273	Manufacture of wiring and wiring devices	S	S	S	S
C282	Manufacture of special purpose machinery	S	S	S	S
C310	Manufacture of furniture	4	196	-	-
C321	Manufacture of jewelry, bijouterie and related articles	5	92	-	-
C329	Other manufacturing, n.e.c.	12	933	728	-
C331	Repair of fabricated metal products, machinery and equipment	6	7,931	-	299
	IX – Zamboanga Peninsula	1,278	1,974,549	101,677	232,962
C101	Processing and preserving of meat	12	3,670	-	216
C102	Processing and preserving of fish, crustaceans and mollusks	29	1,355,337	241	44,466
C104	Manufacture of vegetable and animal oils and fats	6	85,908	-	4,003
C105	Manufacture of dairy products	4	17	-	-
C106	Manufacture of grain mill products, starches and starch products	133	11,304	-	-
C107	Manufacture of other food products	649	256,099	97,838	118,022
C108	Manufacture of prepared animal feeds	S	S	S	S
C110	Manufacture of beverages	151	121,091	-	46,081
C139	Manufacture of other textiles	S	S	S	S
C142	Custom tailoring and dressmaking	37	4,954	-	2,587
C161	Sawmilling and 889lanning of wood	4	14	12	-
C162	Manufacture of products of wood, cork, straw and plaiting materials	S	S	S	S
C181	Printing and service activities related to printing	81	11,460	-	4,709
C221	Manufacture of rubber products	5	29,697	-	80
C222	Manufacture of plastics products	8	1,975	-	-
C231	Manufacture of glass and glass products	4	353	-	336
C239	Manufacture of non-metallic mineral products, n.e.c.	36	1,179	420	-
C241	Manufacture of basic iron and steel	5	3,005	-	289
C251	Manufacture of structural metal products, tanks, reservoirs and steam generators	12	713	-	275
C259	Manufacture of other fabricated metal products; metal working service activities	23	55,143	1,647	340
C310	Manufacture of furniture	26	3,959	91	847
C321	Manufacture of jewelry, bijouterie and related articles	S	S	S	S

Table 5.5 Number of Establishments and Expenses for Non-Industrial Service Done by Others by Type for Manufacturing Establishments by Region and Industry Group: Philippines, 2018

(Values are in thousand PhP, except number of establishments. Details may not add-up to total due to rounding and/or statistical disclosure control.)

Continued

2009 PSIC Code	Region / Industry Description	Number of Establishments	Expense for Non-Industrial Service Done by Others		
			Total	Rent Expense for Land	Rental Expense for Buildings, Warehouses and Other Structures
		(1)	(2)	(3)	(4)
C329	Other manufacturing, n.e.c.	4	200	82	-
C331	Repair of fabricated metal products, machinery and equipment	44	2,948	1,346	-
X – Northern Mindanao		1,124	5,318,234	121,102	714,019
C101	Processing and preserving of meat	23	3,737	22	184
C102	Processing and preserving of fish, crustaceans and mollusks	S	S	S	S
C103	Processing and preserving of fruits and vegetables	15	745,846	18	438,021
C104	Manufacture of vegetable and animal oils and fats	9	249,000	9,417	3,293
C105	Manufacture of dairy products	6	2,814	135	689
C106	Manufacture of grain mill products, starches and starch products	36	639,957	1,086	59,064
C107	Manufacture of other food products	409	1,116,615	11,138	93,125
C108	Manufacture of prepared animal feeds	7	827	333	222
C110	Manufacture of beverages	182	948,424	15,974	45,589
C131	Spinning, weaving and finishing of textiles	3	58	58	-
C139	Manufacture of other textiles	5	362	226	-
C141	Manufacture of wearing apparel, except fur apparel	10	8,695	-	6,983
C142	Custom tailoring and dressmaking	43	5,877	-	4,482
C152	Manufacture of footwear	4	12,110	240	-
C161	Sawmilling and 890lanning of wood	15	7,853	360	-
C162	Manufacture of products of wood, cork, straw and plaiting materials	14	36,100	6,881	2,414
C170	Manufacture of paper and paper products	6	172,885	782	1,611
C181	Printing and service activities related to printing	92	10,942	-	6,888
C192	Manufacture of refined petroleum products	3	396	-	-
C201	Manufacture of basic chemicals	11	535,457	58,042	7,239
C202	Manufacture of other chemical products, n.e.c.	4	123,925	11,236	4,235
C210	Manufacture of pharmaceuticals, medicinal chemical and botanical products	S	S	S	S
C221	Manufacture of rubber products	S	S	S	S
C222	Manufacture of plastics products	22	251,258	-	16,284
C231	Manufacture of glass and glass products	3	713	96	61
C239	Manufacture of non-metallic mineral products, n.e.c.	38	244,928	2,254	10,646
C241	Manufacture of basic iron and steel	10	70,314	-	1,008
C243	Casting of metals	3	340	340	-

Table 5.5 Number of Establishments and Expenses for Non-Industrial Service Done by Others by Type for Manufacturing Establishments by Region and Industry Group: Philippines, 2018

(Values are in thousand PhP, except number of establishments. Details may not add-up to total due to rounding and/or statistical disclosure control.)

Continued

2009 PSIC Code	Region / Industry Description	Number of Establishments	Expense for Non-Industrial Service Done by Others		
			Total	Rent Expense for Land	Rental Expense for Buildings, Warehouses and Other Structures
		(1)	(2)	(3)	(4)
C251	Manufacture of structural metal products, tanks, reservoirs and steam generators	26	35,088	2,224	993
C259	Manufacture of other fabricated metal products; metal working service activities	17	5,786	-	3,597
C264	Manufacture of consumer electronics	S	S	S	S
C271	Manufacture of electric motors, generators, transformers and electricity distribution and control apparatus	S	S	S	S
C281	Manufacture of general purpose machinery	S	S	S	S
C282	Manufacture of special purpose machinery	S	S	S	S
C291	Manufacture of motor vehicles	3	935	-	876
C293	Manufacture of parts and accessories for motor vehicles	3	71	-	66
C310	Manufacture of furniture	39	5,911	-	-
C321	Manufacture of jewelry, bijouterie and related articles	S	S	S	S
C324	Manufacture of games and toys	S	S	S	S
C329	Other manufacturing, n.e.c.	S	S	S	S
C331	Repair of fabricated metal products, machinery and equipment	49	36,779	240	1,444
XI – Davao Region		1,478	9,264,498	134,227	883,235
C101	Processing and preserving of meat	13	47,598	1,972	2,932
C102	Processing and preserving of fish, crustaceans and mollusks	5	9,469	1,449	-
C103	Processing and preserving of fruits and vegetables	13	115,725	-	6,729
C104	Manufacture of vegetable and animal oils and fats	17	630,284	4,506	10,789
C105	Manufacture of dairy products	5	163	-	83
C106	Manufacture of grain mill products, starches and starch products	131	44,479	1,199	7,193
C107	Manufacture of other food products	430	923,318	7,536	468,813
C108	Manufacture of prepared animal feeds	7	1,745,226	2,083	38,046
C110	Manufacture of beverages	270	1,109,654	23,615	83,045
C120	Manufacture of tobacco products	S	S	S	S
C139	Manufacture of other textiles	19	13,332	400	692
C141	Manufacture of wearing apparel, except fur apparel	23	8,296	-	1,264
C142	Custom tailoring and dressmaking	41	13,011	971	1,773
C152	Manufacture of footwear	5	271	-	-
C161	Sawmilling and 891lanning of wood	3	2,149	-	-

Table 5.5 Number of Establishments and Expenses for Non-Industrial Service Done by Others by Type for Manufacturing Establishments by Region and Industry Group: Philippines, 2018

(Values are in thousand PhP, except number of establishments. Details may not add-up to total due to rounding and/or statistical disclosure control.)

Continued

Continued

2009 PSIC Code	Region / Industry Description	Number of Establishments	Expense for Non-Industrial Service Done by Others		
			Total	Rent Expense for Land	Rental Expense for Buildings, Warehouses and Other Structures
		(1)	(2)	(3)	(4)
C162	Manufacture of products of wood, cork, straw and plaiting materials	31	105,449	119	7,484
C170	Manufacture of paper and paper products	15	490,628	31,692	17,949
C181	Printing and service activities related to printing	123	105,925	-	29,978
C192	Manufacture of refined petroleum products	S	S	S	S
C201	Manufacture of basic chemicals	22	25,336	384	4,311
C202	Manufacture of other chemical products, n.e.c.	8	676,242	45,956	61,405
C210	Manufacture of pharmaceuticals, medicinal chemical and botanical products	8	43,299	-	35,413
C221	Manufacture of rubber products	4	1,972	-	1,526
C222	Manufacture of plastics products	42	343,260	3,590	15,573
C231	Manufacture of glass and glass products	4	4,133	-	207
C239	Manufacture of non-metallic mineral products, n.e.c.	46	881,732	6,998	38,928
C241	Manufacture of basic iron and steel	11	39,915	-	2,167
C242	Manufacture of basic precious and other non-ferrous metals	3	18,973	-	1,844
C243	Casting of metals	S	S	S	S
C251	Manufacture of structural metal products, tanks, reservoirs and steam generators	15	43,975	-	7,356
C252	Manufacture of weapons and ammunition	S	S	S	S
C259	Manufacture of other fabricated metal products; metal working service activities	10	16,264	-	4,380
C265	Manufacture of measuring, testing, navigating and control equipment; watches and clocks	S	S	S	S
C271	Manufacture of electric motors, generators, transformers and electricity distribution and control apparatus	S	S	S	S
C275	Manufacture of domestic appliances	3	2,856	-	1,954
C281	Manufacture of general purpose machinery	4	1,869	-	241
C282	Manufacture of special purpose machinery	26	19,312	-	852
C291	Manufacture of motor vehicles	S	S	S	S
C293	Manufacture of parts and accessories for motor vehicles	3	100	-	-
C301	Building of ships and boats	S	S	S	S
C310	Manufacture of furniture	48	46,101	-	11,999

Table 5.5 Number of Establishments and Expenses for Non-Industrial Service Done by Others by Type for Manufacturing Establishments by Region and Industry Group: Philippines, 2018

(Values are in thousand PhP, except number of establishments. Details may not add-up to total due to rounding and/or statistical disclosure control.)

Continued

2009 PSIC Code	Region / Industry Description	Number of Establishments	Expense for Non-Industrial Service Done by Others		
			Total	Rent Expense for Land	Rental Expense for Buildings, Warehouses and Other Structures
		(1)	(2)	(3)	(4)
C321	Manufacture of jewelry, bijouterie and related articles	5	10,245	-	8,479
C329	Other manufacturing, n.e.c.	11	5,569	208	2,619
C331	Repair of fabricated metal products, machinery and equipment	44	18,602	-	1,797
XII – SOCCSKSARGEN		1,220	2,469,710	60,480	342,723
C101	Processing and preserving of meat	6	22,217	660	2,891
C102	Processing and preserving of fish, crustaceans and mollusks	24	1,391,810	15,679	273,537
C103	Processing and preserving of fruits and vegetables	S	S	S	S
C104	Manufacture of vegetable and animal oils and fats	7	413,746	17,707	-
C105	Manufacture of dairy products	3	120	-	-
C106	Manufacture of grain mill products, starches and starch products	180	45,909	-	-
C107	Manufacture of other food products	390	127,835	1,780	15,184
C108	Manufacture of prepared animal feeds	3	18,025	1,050	2,400
C110	Manufacture of beverages	250	30,486	6,588	17,909
C131	Spinning, weaving and finishing of textiles	6	329	-	205
C139	Manufacture of other textiles	3	592	-	540
C141	Manufacture of wearing apparel, except fur apparel	13	1,613	53	431
C142	Custom tailoring and dressmaking	51	7,539	646	843
C161	Sawmilling and 893lanning of wood	7	446	24	-
C162	Manufacture of products of wood, cork, straw and plaiting materials	8	4,552	33	180
C170	Manufacture of paper and paper products	4	36,400	2,638	4,336
C181	Printing and service activities related to printing	107	33,352	10,694	8,866
C192	Manufacture of refined petroleum products	S	S	S	S
C201	Manufacture of basic chemicals	10	12,146	-	487
C202	Manufacture of other chemical products, n.e.c.	S	S	S	S
C221	Manufacture of rubber products	S	S	S	S
C222	Manufacture of plastics products	S	S	S	S
C231	Manufacture of glass and glass products	S	S	S	S
C239	Manufacture of non-metallic mineral products, n.e.c.	32	2,597	504	-
C241	Manufacture of basic iron and steel	12	4,871	-	3,137
C243	Casting of metals	S	S	S	S
C251	Manufacture of structural metal products, tanks, reservoirs and steam generators	13	100,431	360	1,215

Table 5.5 Number of Establishments and Expenses for Non-Industrial Service Done by Others by Type for Manufacturing Establishments by Region and Industry Group: Philippines, 2018

(Values are in thousand PhP, except number of establishments. Details may not add-up to total due to rounding and/or statistical disclosure control.)

Continued

2009 PSIC Code	Region / Industry Description	Number of Establishments	Expense for Non-Industrial Service Done by Others		
			Total	Rent Expense for Land	Rental Expense for Buildings, Warehouses and Other Structures
		(1)	(2)	(3)	(4)
C259	Manufacture of other fabricated metal products; metal working service activities	42	86,234	616	2,602
C301	Building of ships and boats	S	S	S	S
C310	Manufacture of furniture	10	9,553	19	470
C323	Manufacture of sports goods	S	S	S	S
C331	Repair of fabricated metal products, machinery and equipment	29	45,513	807	943
XIII – Caraga		1,050	1,046,870	198,383	167,286
C101	Processing and preserving of meat	9	1,570	-	-
C102	Processing and preserving of fish, crustaceans and mollusks	S	S	S	S
C103	Processing and preserving of fruits and vegetables	S	S	S	S
C104	Manufacture of vegetable and animal oils and fats	5	112,169	-	1,674
C106	Manufacture of grain mill products, starches and starch products	46	2,504	-	-
C107	Manufacture of other food products	498	176,110	3,802	149,924
C108	Manufacture of prepared animal feeds	4	3	-	-
C110	Manufacture of beverages	167	1,019	9	-
C139	Manufacture of other textiles	3	46	-	-
C141	Manufacture of wearing apparel, except fur apparel	3	354	-	-
C142	Custom tailoring and dressmaking	22	1,080	-	582
C161	Sawmilling and 894lanning of wood	7	2,412	332	-
C162	Manufacture of products of wood, cork, straw and plaiting materials	10	119,072	882	330
C181	Printing and service activities related to printing	86	12,354	575	4,754
C201	Manufacture of basic chemicals	S	S	S	S
C202	Manufacture of other chemical products, n.e.c.	13	47,505	30,000	96
C231	Manufacture of glass and glass products	S	S	S	S
C239	Manufacture of non-metallic mineral products, n.e.c.	35	64,673	-	1,560
C241	Manufacture of basic iron and steel	3	445	-	312
C242	Manufacture of basic precious and other non-ferrous metals	S	S	S	S
C259	Manufacture of other fabricated metal products; metal working service activities	32	3,022	227	2,293
C275	Manufacture of domestic appliances	3	56	-	-
C301	Building of ships and boats	S	S	S	S
C309	Manufacture of transport equipment, n.e.c.	7	771	-	676
C310	Manufacture of furniture	29	2,590	412	1,235

Table 5.5 Number of Establishments and Expenses for Non-Industrial Service Done by Others by Type for Manufacturing Establishments by Region and Industry Group: Philippines, 2018

(Values are in thousand PhP, except number of establishments. Details may not add-up to total due to rounding and/or statistical disclosure control.)

Continued

2009 PSIC Code	Region / Industry Description	Number of Establishments	Expense for Non-Industrial Service Done by Others		
			Total	Rent Expense for Land	Rental Expense for Buildings, Warehouses and Other Structures
		(1)	(2)	(3)	(4)
C321	Manufacture of jewelry, bijouterie and related articles	9	276	-	276
C324	Manufacture of games and toys	3	134	-	-
C329	Other manufacturing, n.e.c.	12	2,034	712	1,077
C331	Repair of fabricated metal products, machinery and equipment	34	6,640	-	1,782
	Autonomous Region in Muslim Mindanao	343	304,866	274	17,925
C104	Manufacture of vegetable and animal oils and fats	S	S	S	S
C106	Manufacture of grain mill products, starches and starch products	46	237,725	-	1,716
C107	Manufacture of other food products	83	28,017	-	13,302
C108	Manufacture of prepared animal feeds	3	-	-	-
C110	Manufacture of beverages	124	446	-	-
C142	Custom tailoring and dressmaking	22	100	-	-
C181	Printing and service activities related to printing	46	2,373	274	2,099
C221	Manufacture of rubber products	S	S	S	S
C239	Manufacture of non-metallic mineral products, n.e.c.	7	-	-	-
C251	Manufacture of structural metal products, tanks, reservoirs and steam generators	5	111	-	-
C310	Manufacture of furniture	5	125	-	-

Table 5.5 Number of Establishments and Expenses for Non-Industrial Service Done by Others by Type for Manufacturing Establishments by Region and Industry Group: Philippines, 2018

(Values are in thousand PhP, except number of establishments. Details may not add-up to total due to rounding and/or statistical disclosure control.)

Continued

2009 PSIC Code	Region / Industry Description	Expense for Non-Industrial Service Done by Others			
		Rental Expense for Machinery and Transport Equipment	Rental Expense for Office Equipment	Other Rental Expense	Communication Expense
		(5)	(6)	(7)	(8)
	Philippines	6,571,860	258,724	2,784,186	6,768,966
C101	Processing and preserving of meat	88,247	13,364	281,927	66,843
C102	Processing and preserving of fish, crustaceans and mollusks	323,846	1,731	417	38,786
C103	Processing and preserving of fruits and vegetables	79,016	2,981	121,784	56,974
C104	Manufacture of vegetable and animal oils and fats	73,489	-	4,140	47,829
C105	Manufacture of dairy products	449,141	5,559	22,343	289,349
C106	Manufacture of grain mill products, starches and starch products	17,030	9,429	23,771	108,842
C107	Manufacture of other food products	606,131	21,839	103,307	794,838
C108	Manufacture of prepared animal feeds	92,973	924	1,487	88,345
C110	Manufacture of beverages	490,018	3,505	122,735	520,836
C120	Manufacture of tobacco products	17,455	159	-	32,267
C131	Spinning, weaving and finishing of textiles	15,658	11	4	10,158
C139	Manufacture of other textiles	1,976	4,160	20,759	19,387
C141	Manufacture of wearing apparel, except fur apparel	20,519	1,812	847	94,030
C142	Custom tailoring and dressmaking	2,297	823	1,341	8,423
C143	Manufacture of knitted and crocheted apparel	768	2,525	40,010	4,500
C151	Tanning and dressing of leather; manufacture of luggage and handbags	14,518	106	964	17,355
C152	Manufacture of footwear	2,451	-	3,631	11,493
C161	Sawmilling and planing of wood	338	97	48	8,128
C162	Manufacture of products of wood, cork, straw and plaiting materials	13,907	79	296	21,439
C170	Manufacture of paper and paper products	123,029	37,739	31,393	101,121
C181	Printing and service activities related to printing	28,480	4,686	1,842	110,552
C182	Reproduction of recorded media	-	108	1,320	109
C192	Manufacture of refined petroleum products	-	-	-	158,505
C199	Manufacture of other fuel products	-	-	1,491	4,566
C201	Manufacture of basic chemicals	246,119	1,804	74,986	85,002
C202	Manufacture of other chemical products, n.e.c.	11,414	1,286	1,191,932	1,592,052
C203	Manufacture of man-made fibers	S	S	S	S
C210	Manufacture of pharmaceuticals, medicinal chemical and botanical products	6,215	39,420	14,621	290,281
C221	Manufacture of rubber products	29,558	10,684	2,759	28,129
C222	Manufacture of plastics products	62,365	4,738	59,495	291,052

Table 5.5 Number of Establishments and Expenses for Non-Industrial Service Done by Others by Type for Manufacturing Establishments by Region and Industry Group: Philippines, 2018

(Values are in thousand PhP, except number of establishments. Details may not add-up to total due to rounding and/or statistical disclosure control.)

Continued

2009 PSIC Code	Region / Industry Description	Expense for Non-Industrial Service Done by Others			
		Rental Expense for Machinery and Transport Equipment	Rental Expense for Office Equipment	Other Rental Expense	Communication Expense
		(5)	(6)	(7)	(8)
C231	Manufacture of glass and glass products	28,387	512	641	123,594
C239	Manufacture of non-metallic mineral products, n.e.c.	402,780	2,037	13,647	95,721
C241	Manufacture of basic iron and steel	26,099	1,448	3,399	78,687
C242	Manufacture of basic precious and other non-ferrous metals	154,030	-	85,071	20,257
C243	Casting of metals	2,306	-	442	19,905
C251	Manufacture of structural metal products, tanks, reservoirs and steam generators	211,067	638	430	63,357
C252	Manufacture of weapons and ammunition	95	35	-	1,154
C259	Manufacture of other fabricated metal products; metal working service activities	64,092	15,657	37,481	145,095
C261	Manufacture of electronic components	711,533	11,117	88,591	378,998
C262	Manufacture of computers and peripheral equipment and accessories	937,831	2,552	64,417	55,618
C263	Manufacture of communication equipment	8,535	140	2,127	8,071
C264	Manufacture of consumer electronics	7,009	5,096	21,873	16,681
C265	Manufacture of measuring, testing, navigating and control equipment; watches and clocks	12,186	933	10	9,925
C267	Manufacture of optical instruments and photographic equipment	39,006	922	738	17,562
C271	Manufacture of electric motors, generators, transformers and electricity distribution and control apparatus	18,573	2,470	3,383	19,157
C272	Manufacture of batteries and accumulators	56	2,201	-	11,513
C273	Manufacture of wiring and wiring devices	5,175	698	-	24,777
C274	Manufacture of electric lighting equipment	8,789	4,864	85	9,391
C275	Manufacture of domestic appliances	890	-	-	10,588
C279	Manufacture of other electrical equipment	28,212	375	-	107,890
C281	Manufacture of general purpose machinery	137,860	1,984	122,185	87,278
C282	Manufacture of special purpose machinery	49,207	43	76,111	48,320
C291	Manufacture of motor vehicles	1,313	-	17,275	20,127
C292	Manufacture of bodies (coachwork) for motor vehicles; manufacture of trailers and semi-trailers	1,507	-	2,109	4,121

Table 5.5 Number of Establishments and Expenses for Non-Industrial Service Done by Others by Type for Manufacturing Establishments by Region and Industry Group: Philippines, 2018

(Values are in thousand PhP, except number of establishments. Details may not add-up to total due to rounding and/or statistical disclosure control.)

Continued

2009 PSIC Code	Region / Industry Description	Expense for Non-Industrial Service Done by Others			
		Rental Expense for Machinery and Transport Equipment	Rental Expense for Office Equipment	Other Rental Expense	Communication Expense
		(5)	(6)	(7)	(8)
C293	Manufacture of parts and accessories for motor vehicles	66,760	2,524	93,637	89,475
C301	Building of ships and boats	177,486	-	40	18,216
C302	Manufacture of railway locomotive and rolling stock	S	S	S	S
C303	Manufacture of air and spacecraft and related machinery	284,342	-	-	40,880
C309	Manufacture of transport equipment, n.e.c.	177,196	-	-	82,564
C310	Manufacture of furniture	31,658	2,283	1,456	63,466
C321	Manufacture of jewelry, bijouterie and related articles	141	143	-	8,135
C322	Manufacture of musical instruments	-	-	382	471
C323	Manufacture of sports goods	7,810	-	-	2,530
C324	Manufacture of games and toys	8,876	-	72	5,751
C325	Manufacture of medical and dental instruments and supplies	59,433	27,898	1,590	75,701
C329	Other manufacturing, n.e.c.	7,073	-	3,947	21,690
C331	Repair of fabricated metal products, machinery and equipment	77,139	1,265	13,133	71,015
C332	Installation of industrial machinery and equipment	450	1,320	265	3,658
	National Capital Region	1,052,629	75,554	268,015	2,584,709
C101	Processing and preserving of meat	5,575	-	2,015	15,522
C102	Processing and preserving of fish, crustaceans and mollusks	-	-	-	1,586
C103	Processing and preserving of fruits and vegetables	663	-	5,359	23,532
C104	Manufacture of vegetable and animal oils and fats	17,101	-	3,852	20,154
C105	Manufacture of dairy products	82,248	-	21,661	24,402
C106	Manufacture of grain mill products, starches and starch products	7,646	-	19,428	21,868
C107	Manufacture of other food products	436,641	11,558	41,836	184,554
C108	Manufacture of prepared animal feeds	15,056	-	-	8,685
C110	Manufacture of beverages	23,910	-	5,192	51,098
C120	Manufacture of tobacco products	357	85	-	21,791
C131	Spinning, weaving and finishing of textiles	1,725	-	-	1,405
C139	Manufacture of other textiles	-	2,141	18,912	11,051
C141	Manufacture of wearing apparel, except fur apparel	3,686	89	-	39,159
C142	Custom tailoring and dressmaking	550	-	1,133	3,930
C143	Manufacture of knitted and crocheted apparel	-	2,525	40,010	1,871
C151	Tanning and dressing of leather; manufacture of luggage and handbags	-	-	-	1,557

Table 5.5 Number of Establishments and Expenses for Non-Industrial Service Done by Others by Type for Manufacturing Establishments by Region and Industry Group: Philippines, 2018

(Values are in thousand PhP, except number of establishments. Details may not add-up to total due to rounding and/or statistical disclosure control.)

Continued

2009 PSIC Code	Region / Industry Description	Expense for Non-Industrial Service Done by Others			
		Rental Expense for Machinery and Transport Equipment	Rental Expense for Office Equipment	Other Rental Expense	Communication Expense
		(5)	(6)	(7)	(8)
C152	Manufacture of footwear	1,207	-	3,336	2,758
C161	Sawmilling and 899lanning of wood	-	97	-	392
C162	Manufacture of products of wood, cork, straw and plaiting materials	30	-	-	4,815
C170	Manufacture of p aper and paper products	6,304	15,397	14,622	48,621
C181	Printing and service activities related to printing	12,050	2,497	189	61,263
C192	Manufacture of refined petroleum products	-	-	-	1,271
C199	Manufacture of other fuel products	S	S	S	S
C201	Manufacture of basic chemicals	-	265	40,951	16,504
C202	Manufacture of other chemical products, n.e.c.	7,035	1,069	2,168	1,413,330
C203	Manufacture of man-made fibers	S	S	S	S
C210	Manufacture of pharmaceuticals, medicinal chemical and botanical products	3,242	37,704	5,358	122,500
C221	Manufacture of rubber products	-	-	-	6,880
C222	Manufacture of plastics products	21,025	-	25,241	145,862
C231	Manufacture of glass and glass products	21,236	-	-	94,292
C239	Manufacture of non-metallic mineral products, n.e.c.	77,682	-	1,023	16,916
C241	Manufacture of basic iron and steel	-	-	155	22,073
C242	Manufacture of basic precious and other non-ferrous metals	-	-	-	6,679
C243	Casting of metals	-	-	-	1,830
C251	Manufacture of structural metal products, tanks, reservoirs and steam generators	171,660	231	19	27,360
C252	Manufacture of weapons and ammunition	-	-	-	770
C259	Manufacture of other fabricated metal products; metal working service activities	30,132	1,033	-	25,503
C261	Manufacture of electronic components	-	-	-	12,532
C262	Manufacture of computers and peripheral equipment and accessories	S	S	S	S
C264	Manufacture of consumer electronics	-	212	-	3,188
C265	Manufacture of measuring, testing, navigating and control equipment; watches and clocks	-	-	-	1,564
C267	Manufacture of optical instruments and photographic equipment	S	S	S	S

Table 5.5 Number of Establishments and Expenses for Non-Industrial Service Done by Others by Type for Manufacturing Establishments by Region and Industry Group: Philippines, 2018

(Values are in thousand PhP, except number of establishments. Details may not add-up to total due to rounding and/or statistical disclosure control.)

Continued

2009 PSIC Code	Region / Industry Description	Expense for Non-Industrial Service Done by Others			
		Rental Expense for Machinery and Transport Equipment	Rental Expense for Office Equipment	Other Rental Expense	Communication Expense
		(5)	(6)	(7)	(8)
C271	Manufacture of electric motors, generators, transformers and electricity distribution and control apparatus	24	-	-	1,252
C272	Manufacture of batteries and accumulators	S	S	S	S
C273	Manufacture of wiring and wiring devices	-	114	-	1,988
C274	Manufacture of electric lighting equipment	-	-	-	1,022
C275	Manufacture of domestic appliances	-	-	-	5,509
C279	Manufacture of other electrical equipment	-	-	-	415
C281	Manufacture of general purpose machinery	5,794	-	-	21,742
C282	Manufacture of special purpose machinery	-	-	-	4,937
C291	Manufacture of motor vehicles	-	-	-	509
C292	Manufacture of bodies (coachwork) for motor vehicles; manufacture of trailers and semi-trailers	-	-	2,109	2,493
C293	Manufacture of parts and accessories for motor vehicles	3,898	-	-	2,819
C301	Building of ships and boats	-	-	-	363
C303	Manufacture of air and spacecraft and related machinery	S	S	S	S
C309	Manufacture of transport equipment, n.e.c.	24,159	-	-	14,557
C310	Manufacture of furniture	28,925	84	250	18,304
C321	Manufacture of jewelry, bijouterie and related articles	-	-	-	1,030
C322	Manufacture of musical instruments	S	S	S	S
C323	Manufacture of sports goods	-	-	-	733
C324	Manufacture of games and toys	-	-	72	527
C325	Manufacture of medical and dental instruments and supplies	-	219	-	3,035
C329	Other manufacturing, n.e.c.	3,863	-	-	7,028
C331	Repair of fabricated metal products, machinery and equipment	39,205	233	12,860	22,214
C332	Installation of industrial machinery and equipment	-	-	265	384
	Cordillera Administrative Region	256,069	843	-	30,112
C101	Processing and preserving of meat	-	-	-	21
C102	Processing and preserving of fish, crustaceans and mollusks	-	-	-	24
C103	Processing and preserving of fruits and vegetables	-	-	-	6,898
C105	Manufacture of dairy products	S	S	S	S

Table 5.5 Number of Establishments and Expenses for Non-Industrial Service Done by Others by Type for Manufacturing Establishments by Region and Industry Group: Philippines, 2018

(Values are in thousand PhP, except number of establishments. Details may not add-up to total due to rounding and/or statistical disclosure control.)

Continued

2009 PSIC Code	Region / Industry Description	Expense for Non-Industrial Service Done by Others			
		Rental Expense for Machinery and Transport Equipment	Rental Expense for Office Equipment	Other Rental Expense	Communication Expense
		(5)	(6)	(7)	(8)
C106	Manufacture of grain mill products, starches and starch products	-	-	-	12
C107	Manufacture of other food products	-	-	-	5,689
C110	Manufacture of beverages	-	20	-	1,906
C131	Spinning, weaving and finishing of textiles	-	-	-	22
C139	Manufacture of other textiles	-	-	-	535
C141	Manufacture of wearing apparel, except fur apparel	S	S	S	S
C142	Custom tailoring and dressmaking	5	823	-	197
C162	Manufacture of products of wood, cork, straw and plaiting materials	-	-	-	-
C181	Printing and service activities related to printing	-	-	-	575
C201	Manufacture of basic chemicals	-	-	-	57
C221	Manufacture of rubber products	-	-	-	-
C222	Manufacture of plastics products	S	S	S	S
C231	Manufacture of glass and glass products	S	S	S	S
C239	Manufacture of non-metallic mineral products, n.e.c.	-	-	-	386
C241	Manufacture of basic iron and steel	-	-	-	334
C251	Manufacture of structural metal products, tanks, reservoirs and steam generators	-	-	-	53
C259	Manufacture of other fabricated metal products; metal working service activities	-	-	-	64
C261	Manufacture of electronic components	S	S	S	S
C303	Manufacture of air and spacecraft and related machinery	S	S	S	S
C310	Manufacture of furniture	840	-	-	50
C321	Manufacture of jewelry, bijouterie and related articles	S	S	S	S
I – Ilocos Region		8,535	2,984	36,782	24,581
C101	Processing and preserving of meat	-	-	-	282
C102	Processing and preserving of fish, crustaceans and mollusks	350	-	13	223
C103	Processing and preserving of fruits and vegetables	119	1,586	-	1,048
C105	Manufacture of dairy products	S	S	S	S
C106	Manufacture of grain mill products, starches and starch products	-	447	-	937
C107	Manufacture of other food products	6,635	-	-	5,833
C108	Manufacture of prepared animal feeds	-	-	-	166
C110	Manufacture of beverages	72	948	30,478	3,691
C120	Manufacture of tobacco products	S	S	S	S

Table 5.5 Number of Establishments and Expenses for Non-Industrial Service Done by Others by Type for Manufacturing Establishments by Region and Industry Group: Philippines, 2018

(Values are in thousand PhP, except number of establishments. Details may not add-up to total due to rounding and/or statistical disclosure control.)

Continued

2009 PSIC Code	Region / Industry Description	Expense for Non-Industrial Service Done by Others			
		Rental Expense for Machinery and Transport Equipment	Rental Expense for Office Equipment	Other Rental Expense	Communication Expense
		(5)	(6)	(7)	(8)
C131	Spinning, weaving and finishing of textiles	5	3	-	-
C141	Manufacture of wearing apparel, except fur apparel	-	-	-	7
C142	Custom tailoring and dressmaking	-	-	-	477
C152	Manufacture of footwear	-	-	-	36
C162	Manufacture of products of wood, cork, straw and plaiting materials	-	-	-	71
C170	Manufacture of paper and paper products	-	-	6,291	5,786
C181	Printing and service activities related to printing	-	-	-	645
C201	Manufacture of basic chemicals	-	-	-	466
C210	Manufacture of pharmaceuticals, medicinal chemical and botanical products	S	S	S	S
C221	Manufacture of rubber products	-	-	-	-
C231	Manufacture of glass and glass products	148	-	-	52
C239	Manufacture of non-metallic mineral products, n.e.c.	-	-	-	3,265
C241	Manufacture of basic iron and steel	-	-	-	193
C251	Manufacture of structural metal products, tanks, reservoirs and steam generators	-	-	-	557
C259	Manufacture of other fabricated metal products; metal working service activities	-	-	-	-
C273	Manufacture of wiring and wiring devices	S	S	S	S
C282	Manufacture of special purpose machinery	S	S	S	S
C292	Manufacture of bodies (coachwork) for motor vehicles; manufacture of trailers and semi-trailers	-	-	-	-
C293	Manufacture of parts and accessories for motor vehicles	-	-	-	43
C309	Manufacture of transport equipment, n.e.c.	-	-	-	-
C321	Manufacture of jewelry, bijouterie and related articles	S	S	S	S
C324	Manufacture of games and toys	S	S	S	S
C329	Other manufacturing, n.e.c.	-	-	-	103
C331	Repair of fabricated metal products, machinery and equipment	-	-	-	336
II – Cagayan Valley		40	325	14,127	64,622
C101	Processing and preserving of meat	-	-	-	146
C102	Processing and preserving of fish, crustaceans and mollusks	-	-	-	-

Table 5.5 Number of Establishments and Expenses for Non-Industrial Service Done by Others by Type for Manufacturing Establishments by Region and Industry Group: Philippines, 2018

(Values are in thousand PhP, except number of establishments. Details may not add-up to total due to rounding and/or statistical disclosure control.)

Continued

2009 PSIC Code	Region / Industry Description	Expense for Non-Industrial Service Done by Others			
		Rental Expense for Machinery and Transport Equipment	Rental Expense for Office Equipment	Other Rental Expense	Communication Expense
		(5)	(6)	(7)	(8)
C103	Processing and preserving of fruits and vegetables	-	-	-	40
C104	Manufacture of vegetable and animal oils and fats	S	S	S	S
C105	Manufacture of dairy products	-	-	-	66
C106	Manufacture of grain mill products, starches and starch products	-	-	-	4,942
C107	Manufacture of other food products	15	-	1,092	1,352
C108	Manufacture of prepared animal feeds	-	-	712	565
C110	Manufacture of beverages	25	325	10,441	7,206
C120	Manufacture of tobacco products	-	-	-	-
C131	Spinning, weaving and finishing of textiles	-	-	-	81
C139	Manufacture of other textiles	-	-	-	21
C142	Custom tailoring and dressmaking	-	-	123	121
C151	Tanning and dressing of leather; manufacture of luggage and handbags	-	-	181	11
C162	Manufacture of products of wood, cork, straw and plaiting materials	-	-	-	-
C181	Printing and service activities related to printing	-	-	-	283
C182	Reproduction of recorded media	-	-	-	109
C199	Manufacture of other fuel products	S	S	S	S
C201	Manufacture of basic chemicals	S	S	S	S
C222	Manufacture of plastics products	-	-	-	19
C239	Manufacture of non-metallic mineral products, n.e.c.	-	-	-	182
C241	Manufacture of basic iron and steel	-	-	-	-
C251	Manufacture of structural metal products, tanks, reservoirs and steam generators	-	-	-	31
C252	Manufacture of weapons and ammunition	S	S	S	S
C259	Manufacture of other fabricated metal products; metal working service activities	-	-	-	23
C279	Manufacture of other electrical equipment	-	-	-	44,743
C282	Manufacture of special purpose machinery	-	-	-	1,762
C310	Manufacture of furniture	-	-	-	243
C321	Manufacture of jewelry, bijouterie and related articles	-	-	-	-
C329	Other manufacturing, n.e.c.	S	S	S	S
C331	Repair of fabricated metal products, machinery and equipment	-	-	-	55
III – Central Luzon		714,771	32,844	117,529	480,382

Table 5.5 Number of Establishments and Expenses for Non-Industrial Service Done by Others by Type for Manufacturing Establishments by Region and Industry Group: Philippines, 2018

(Values are in thousand PhP, except number of establishments. Details may not add-up to total due to rounding and/or statistical disclosure control.)

Continued

2009 PSIC Code	Region / Industry Description	Expense for Non-Industrial Service Done by Others			
		Rental Expense for Machinery and Transport Equipment	Rental Expense for Office Equipment	Other Rental Expense	Communication Expense
		(5)	(6)	(7)	(8)
C101	Processing and preserving of meat	2,180	86	11,985	9,817
C102	Processing and preserving of fish, crustaceans and mollusks	-	1,004	-	3,023
C103	Processing and preserving of fruits and vegetables	-	-	-	6,099
C104	Manufacture of vegetable and animal oils and fats	-	-	-	385
C105	Manufacture of dairy products	24	5,559	682	1,211
C106	Manufacture of grain mill products, starches and starch products	-	-	-	9,878
C107	Manufacture of other food products	23,958	1,332	77	78,431
C108	Manufacture of prepared animal feeds	2,680	907	360	41,281
C110	Manufacture of beverages	253,798	252	8,096	19,986
C120	Manufacture of tobacco products	S	S	S	S
C131	Spinning, weaving and finishing of textiles	13,929	-	-	5,535
C139	Manufacture of other textiles	1,926	2,018	-	3,131
C141	Manufacture of wearing apparel, except fur apparel	4,240	358	228	12,076
C142	Custom tailoring and dressmaking	524	-	-	758
C143	Manufacture of knitted and crocheted apparel	-	-	-	493
C151	Tanning and dressing of leather; manufacture of luggage and handbags	137	-	373	1,876
C152	Manufacture of footwear	197	-	-	4,449
C161	Sawmilling and planing of wood	S	S	S	S
C162	Manufacture of products of wood, cork, straw and plaiting materials	-	79	32	3,745
C170	Manufacture of paper and paper products	13,599	9,182	3,088	12,909
C181	Printing and service activities related to printing	-	-	374	3,289
C192	Manufacture of refined petroleum products	-	-	-	452
C201	Manufacture of basic chemicals	515	206	217	9,266
C202	Manufacture of other chemical products, n.e.c.	753	-	6,037	7,898
C210	Manufacture of pharmaceuticals, medicinal chemical and botanical products	-	-	-	9,391
C221	Manufacture of rubber products	27,876	-	1,067	2,249
C222	Manufacture of plastics products	838	-	452	20,974
C231	Manufacture of glass and glass products	47	-	57	2,780
C239	Manufacture of non-metallic mineral products, n.e.c.	246,053	1,362	6,999	19,381
C241	Manufacture of basic iron and steel	459	221	1,880	13,766

Table 5.5 Number of Establishments and Expenses for Non-Industrial Service Done by Others by Type for Manufacturing Establishments by Region and Industry Group: Philippines, 2018

(Values are in thousand PhP, except number of establishments. Details may not add-up to total due to rounding and/or statistical disclosure control.)

Continued

2009 PSIC Code	Region / Industry Description	Expense for Non-Industrial Service Done by Others			
		Rental Expense for Machinery and Transport Equipment	Rental Expense for Office Equipment	Other Rental Expense	Communication Expense
		(5)	(6)	(7)	(8)
C242	Manufacture of basic precious and other non-ferrous metals	24	-	-	609
C243	Casting of metals	-	-	-	1,781
C251	Manufacture of structural metal products, tanks, reservoirs and steam generators	893	212	9	4,726
C259	Manufacture of other fabricated metal products; metal working service activities	7,801	1,086	7	27,418
C261	Manufacture of electronic components	35,256	4,585	5,444	38,603
C262	Manufacture of computers and peripheral equipment and accessories	150	195	64,417	20,416
C263	Manufacture of communication equipment	S	S	S	S
C264	Manufacture of consumer electronics	-	-	-	139
C265	Manufacture of measuring, testing, navigating and control equipment; watches and clocks	74	146	-	421
C271	Manufacture of electric motors, generators, transformers and electricity distribution and control apparatus	-	-	-	2,380
C272	Manufacture of batteries and accumulators	S	S	S	S
C273	Manufacture of wiring and wiring devices	41	-	-	6,408
C274	Manufacture of electric lighting equipment	-	-	30	1,596
C275	Manufacture of domestic appliances	-	-	-	206
C279	Manufacture of other electrical equipment	-	-	-	1,763
C281	Manufacture of general purpose machinery	-	62	-	2,913
C282	Manufacture of special purpose machinery	-	-	-	2,583
C291	Manufacture of motor vehicles	-	-	-	1,206
C292	Manufacture of bodies (coachwork) for motor vehicles; manufacture of trailers and semi-trailers	S	S	S	S
C293	Manufacture of parts and accessories for motor vehicles	664	-	-	14,193
C301	Building of ships and boats	S	S	S	S
C303	Manufacture of air and spacecraft and related machinery	-	-	-	1,075
C309	Manufacture of transport equipment, n.e.c.	-	-	-	335
C310	Manufacture of furniture	552	325	819	6,332

Table 5.5 Number of Establishments and Expenses for Non-Industrial Service Done by Others by Type for Manufacturing Establishments by Region and Industry Group: Philippines, 2018

(Values are in thousand PhP, except number of establishments. Details may not add-up to total due to rounding and/or statistical disclosure control.)

Continued

2009 PSIC Code	Region / Industry Description	Expense for Non-Industrial Service Done by Others			
		Rental Expense for Machinery and Transport Equipment	Rental Expense for Office Equipment	Other Rental Expense	Communication Expense
		(5)	(6)	(7)	(8)
C321	Manufacture of jewelry, bijouterie and related articles	27	-	-	782
C322	Manufacture of musical instruments	S	S	S	S
C323	Manufacture of sports goods	7,810	-	-	-
C324	Manufacture of games and toys	132	-	-	397
C325	Manufacture of medical and dental instruments and supplies	30,640	701	1,101	3,738
C329	Other manufacturing, n.e.c.	103	-	3,697	5,497
C331	Repair of fabricated metal products, machinery and equipment	3,876	753	-	13,953
C332	Installation of industrial machinery and equipment	S	S	S	S
IVA – CALABARZON		2,852,259	114,110	1,919,385	2,530,158
C101	Processing and preserving of meat	79,434	13,278	191,536	16,774
C102	Processing and preserving of fish, crustaceans and mollusks	49	324	-	3,872
C103	Processing and preserving of fruits and vegetables	1,529	-	-	11,139
C104	Manufacture of vegetable and animal oils and fats	-	-	-	6,484
C105	Manufacture of dairy products	366,869	-	-	263,436
C106	Manufacture of grain mill products, starches and starch products	206	6,540	1,790	10,572
C107	Manufacture of other food products	32,139	4,712	48,112	374,132
C108	Manufacture of prepared animal feeds	8,795	-	247	6,313
C110	Manufacture of beverages	20,602	321	624	374,843
C120	Manufacture of tobacco products	165	74	-	10,380
C131	Spinning, weaving and finishing of textiles	-	-	4	2,603
C139	Manufacture of other textiles	-	-	61	2,402
C141	Manufacture of wearing apparel, except fur apparel	11,174	329	356	30,281
C142	Custom tailoring and dressmaking	379	-	56	316
C143	Manufacture of knitted and crocheted apparel	768	-	-	2,136
C151	Tanning and dressing of leather; manufacture of luggage and handbags	14,381	106	410	12,687
C152	Manufacture of footwear	555	-	258	2,178
C161	Sawmilling and planing of wood	S	S	S	S
C162	Manufacture of products of wood, cork, straw and plaiting materials	10,364	-	-	4,993
C170	Manufacture of paper and paper products	38,869	1,602	1,031	20,623
C181	Printing and service activities related to printing	12,631	134	37	15,388
C182	Reproduction of recorded media	S	S	S	S

Table 5.5 Number of Establishments and Expenses for Non-Industrial Service Done by Others by Type for Manufacturing Establishments by Region and Industry Group: Philippines, 2018

(Values are in thousand PHP, except number of establishments. Details may not add-up to total due to rounding and/or statistical disclosure control.)

Continued

2009 PSIC Code	Region / Industry Description	Expense for Non-Industrial Service Done by Others			
		Rental Expense for Machinery and Transport Equipment	Rental Expense for Office Equipment	Other Rental Expense	Communication Expense
		(5)	(6)	(7)	(8)
C192	Manufacture of refined petroleum products	S	S	S	S
C199	Manufacture of other fuel products	S	S	S	S
C201	Manufacture of basic chemicals	63,504	378	-	32,455
C202	Manufacture of other chemical products, n.e.c.	3,591	217	1,182,994	60,098
C210	Manufacture of pharmaceuticals, medicinal chemical and botanical products	2,421	577	8,928	34,034
C221	Manufacture of rubber products	985	10,684	1,656	14,422
C222	Manufacture of plastics products	40,457	4,042	22,970	102,458
C231	Manufacture of glass and glass products	3,786	482	480	3,544
C239	Manufacture of non-metallic mineral products, n.e.c.	33,626	441	695	25,973
C241	Manufacture of basic iron and steel	18,529	1,224	1,341	27,643
C242	Manufacture of basic precious and other non-ferrous metals	1,924	-	-	5,451
C243	Casting of metals	2,127	-	442	12,914
C251	Manufacture of structural metal products, tanks, reservoirs and steam generators	34,248	187	-	19,484
C252	Manufacture of weapons and ammunition	S	S	S	S
C259	Manufacture of other fabricated metal products; metal working service activities	22,317	13,393	37,457	66,133
C261	Manufacture of electronic components	662,326	6,532	83,147	286,617
C262	Manufacture of computers and peripheral equipment and accessories	937,681	2,358	-	30,019
C263	Manufacture of communication equipment	6,827	130	288	4,658
C264	Manufacture of consumer electronics	7,009	4,884	21,873	7,110
C265	Manufacture of measuring, testing, navigating and control equipment; watches and clocks	11,845	-	10	1,809
C267	Manufacture of optical instruments and photographic equipment	23,288	137	-	10,136
C271	Manufacture of electric motors, generators, transformers and electricity distribution and control apparatus	18,549	2,299	3,383	13,065
C272	Manufacture of batteries and accumulators	S	S	S	S
C273	Manufacture of wiring and wiring devices	3,639	584	-	15,772
C274	Manufacture of electric lighting equipment	8,789	4,745	55	6,080

Table 5.5 Number of Establishments and Expenses for Non-Industrial Service Done by Others by Type for Manufacturing Establishments by Region and Industry Group: Philippines, 2018

(Values are in thousand PhP, except number of establishments. Details may not add-up to total due to rounding and/or statistical disclosure control.)

Continued

2009 PSIC Code	Region / Industry Description	Expense for Non-Industrial Service Done by Others			
		Rental Expense for Machinery and Transport Equipment	Rental Expense for Office Equipment	Other Rental Expense	Communication Expense
		(5)	(6)	(7)	(8)
C275	Manufacture of domestic appliances	881	-	-	3,708
C279	Manufacture of other electrical equipment	10,089	375	-	50,670
C281	Manufacture of general purpose machinery	121,041	1,921	122,185	49,222
C282	Manufacture of special purpose machinery	47,969	43	76,111	35,624
C291	Manufacture of motor vehicles	1,292	-	17,253	15,900
C292	Manufacture of bodies (coachwork) for motor vehicles; manufacture of trailers and semi-trailers	1,507	-	-	1,427
C293	Manufacture of parts and accessories for motor vehicles	55,169	2,450	91,406	67,585
C301	Building of ships and boats	-	-	-	248
C302	Manufacture of railway locomotive and rolling stock	S	S	S	S
C303	Manufacture of air and spacecraft and related machinery	S	S	S	S
C309	Manufacture of transport equipment, n.e.c.	16,059	-	-	58,653
C310	Manufacture of furniture	1,257	57	-	9,225
C321	Manufacture of jewelry, bijouterie and related articles	-	143	-	1,308
C322	Manufacture of musical instruments	S	S	S	S
C323	Manufacture of sports goods	-	-	-	1,486
C324	Manufacture of games and toys	8,744	-	-	3,060
C325	Manufacture of medical and dental instruments and supplies	21,998	26,979	488	58,892
C329	Other manufacturing, n.e.c.	2,730	-	-	3,443
C331	Repair of fabricated metal products, machinery and equipment	27,578	-	-	20,687
C332	Installation of industrial machinery and equipment	S	S	S	S
	MIMAROPA	6,808	31	9,887	8,313
C101	Processing and preserving of meat	-	-	-	177
C102	Processing and preserving of fish, crustaceans and mollusks	S	S	S	S
C103	Processing and preserving of fruits and vegetables	S	S	S	S
C104	Manufacture of vegetable and animal oils and fats	-	-	-	302
C105	Manufacture of dairy products	-	-	-	3
C106	Manufacture of grain mill products, starches and starch products	1,414	28	2,131	1,763
C107	Manufacture of other food products	18	-	7,734	2,481
C110	Manufacture of beverages	-	-	-	950
C131	Spinning, weaving and finishing of textiles	-	-	-	26

Table 5.5 Number of Establishments and Expenses for Non-Industrial Service Done by Others by Type for Manufacturing Establishments by Region and Industry Group: Philippines, 2018

(Values are in thousand PHP, except number of establishments. Details may not add-up to total due to rounding and/or statistical disclosure control.)

Continued

2009 PSIC Code	Region / Industry Description	Expense for Non-Industrial Service Done by Others			
		Rental Expense for Machinery and Transport Equipment	Rental Expense for Office Equipment	Other Rental Expense	Communication Expense
		(5)	(6)	(7)	(8)
C141	Manufacture of wearing apparel, except fur apparel	-	-	-	43
C142	Custom tailoring and dressmaking	-	-	-	258
C151	Tanning and dressing of leather; manufacture of luggage and handbags	-	-	-	30
C161	Sawmilling and planing of wood	-	-	-	24
C162	Manufacture of products of wood, cork, straw and plaiting materials	-	-	-	129
C181	Printing and service activities related to printing	-	-	-	1,036
C201	Manufacture of basic chemicals	-	-	-	6
C202	Manufacture of other chemical products, n.e.c.	S	S	S	S
C210	Manufacture of pharmaceuticals, medicinal chemical and botanical products	S	S	S	S
C222	Manufacture of plastics products	-	-	-	-
C239	Manufacture of non-metallic mineral products, n.e.c.	20	-	-	46
C241	Manufacture of basic iron and steel	-	3	-	-
C242	Manufacture of basic precious and other non-ferrous metals	S	S	S	S
C259	Manufacture of other fabricated metal products; metal working service activities	-	-	-	76
C282	Manufacture of special purpose machinery	S	S	S	S
C310	Manufacture of furniture	-	-	-	510
C331	Repair of fabricated metal products, machinery and equipment	-	-	-	10
V – Bicol Region		91,234	40	752	27,929
C101	Processing and preserving of meat	-	-	-	212
C102	Processing and preserving of fish, crustaceans and mollusks	-	-	36	354
C103	Processing and preserving of fruits and vegetables	-	-	-	-
C104	Manufacture of vegetable and animal oils and fats	12,457	-	-	229
C105	Manufacture of dairy products	-	-	-	47
C106	Manufacture of grain mill products, starches and starch products	-	-	196	4,232
C107	Manufacture of other food products	397	-	102	3,742
C108	Manufacture of prepared animal feeds	-	-	168	-
C110	Manufacture of beverages	-	-	-	1,120
C120	Manufacture of tobacco products	S	S	S	S
C131	Spinning, weaving and finishing of textiles	-	-	-	2

Table 5.5 Number of Establishments and Expenses for Non-Industrial Service Done by Others by Type for Manufacturing Establishments by Region and Industry Group: Philippines, 2018

(Values are in thousand PhP, except number of establishments. Details may not add-up to total due to rounding and/or statistical disclosure control.)

Continued

2009 PSIC Code	Region / Industry Description	Expense for Non-Industrial Service Done by Others			
		Rental Expense for Machinery and Transport Equipment	Rental Expense for Office Equipment	Other Rental Expense	Communication Expense
		(5)	(6)	(7)	(8)
C139	Manufacture of other textiles	-	-	-	445
C141	Manufacture of wearing apparel, except fur apparel	126	-	-	222
C142	Custom tailoring and dressmaking	-	-	-	244
C151	Tanning and dressing of leather; manufacture of luggage and handbags	-	-	-	9
C152	Manufacture of footwear	-	-	-	15
C162	Manufacture of products of wood, cork, straw and plaiting materials	-	-	-	733
C170	Manufacture of paper and paper products	-	-	-	1,440
C181	Printing and service activities related to printing	404	40	-	1,706
C201	Manufacture of basic chemicals	156	-	-	-
C210	Manufacture of pharmaceuticals, medicinal chemical and botanical products	-	-	-	251
C231	Manufacture of glass and glass products	S	S	S	S
C239	Manufacture of non-metallic mineral products, n.e.c.	18	-	-	1,728
C241	Manufacture of basic iron and steel	-	-	-	604
C242	Manufacture of basic precious and other non-ferrous metals	S	S	S	S
C251	Manufacture of structural metal products, tanks, reservoirs and steam generators	-	-	-	88
C259	Manufacture of other fabricated metal products; metal working service activities	-	-	-	12
C281	Manufacture of general purpose machinery	11,025	-	-	8,701
C282	Manufacture of special purpose machinery	-	-	-	1
C293	Manufacture of parts and accessories for motor vehicles	-	-	-	-
C310	Manufacture of furniture	-	-	-	230
C329	Other manufacturing, n.e.c.	193	-	250	468
C331	Repair of fabricated metal products, machinery and equipment	-	-	-	840
VI – Western Visayas		279,824	3,617	5,452	58,017
C101	Processing and preserving of meat	-	-	39	3,922
C102	Processing and preserving of fish, crustaceans and mollusks	-	389	-	996
C103	Processing and preserving of fruits and vegetables	S	S	S	S
C104	Manufacture of vegetable and animal oils and fats	-	-	-	148

Table 5.5 Number of Establishments and Expenses for Non-Industrial Service Done by Others by Type for Manufacturing Establishments by Region and Industry Group: Philippines, 2018

(Values are in thousand PhP, except number of establishments. Details may not add-up to total due to rounding and/or statistical disclosure control.)

Continued

2009 PSIC Code	Region / Industry Description	Expense for Non-Industrial Service Done by Others			
		Rental Expense for Machinery and Transport Equipment	Rental Expense for Office Equipment	Other Rental Expense	Communication Expense
		(5)	(6)	(7)	(8)
C105	Manufacture of dairy products	-	-	-	-
C106	Manufacture of grain mill products, starches and starch products	-	-	-	832
C107	Manufacture of other food products	93,902	3,220	-	23,950
C108	Manufacture of prepared animal feeds	-	-	-	2,928
C110	Manufacture of beverages	28,699	-	3,103	8,675
C131	Spinning, weaving and finishing of textiles	-	8	-	123
C139	Manufacture of other textiles	-	-	-	50
C141	Manufacture of wearing apparel, except fur apparel	-	-	-	1,814
C142	Custom tailoring and dressmaking	-	-	-	331
C161	Sawmilling and planing of wood	-	-	-	50
C162	Manufacture of products of wood, cork, straw and plaiting materials	-	-	-	151
C181	Printing and service activities related to printing	-	-	-	5,168
C192	Manufacture of refined petroleum products	S	S	S	S
C201	Manufacture of basic chemicals	156,481	-	289	1,633
C202	Manufacture of other chemical products, n.e.c.	S	S	S	S
C210	Manufacture of pharmaceuticals, medicinal chemical and botanical products	-	-	-	693
C221	Manufacture of rubber products	-	-	-	30
C222	Manufacture of plastics products	-	-	-	492
C231	Manufacture of glass and glass products	-	-	-	-
C239	Manufacture of non-metallic mineral products, n.e.c.	-	-	1,998	1,256
C241	Manufacture of basic iron and steel	150	-	23	618
C243	Casting of metals	-	-	-	54
C251	Manufacture of structural metal products, tanks, reservoirs and steam generators	-	-	-	397
C259	Manufacture of other fabricated metal products; metal working service activities	-	-	-	335
C265	Manufacture of measuring, testing, navigating and control equipment; watches and clocks	S	S	S	S
C267	Manufacture of optical instruments and photographic equipment	S	S	S	S
C282	Manufacture of special purpose machinery	591	-	-	588
C293	Manufacture of parts and accessories for motor vehicles	-	-	-	-
C310	Manufacture of furniture	-	-	-	308

Table 5.5 Number of Establishments and Expenses for Non-Industrial Service Done by Others by Type for Manufacturing Establishments by Region and Industry Group: Philippines, 2018

(Values are in thousand PhP, except number of establishments. Details may not add-up to total due to rounding and/or statistical disclosure control.)

Continued

2009 PSIC Code	Region / Industry Description	Expense for Non-Industrial Service Done by Others			
		Rental Expense for Machinery and Transport Equipment	Rental Expense for Office Equipment	Other Rental Expense	Communication Expense
		(5)	(6)	(7)	(8)
C321	Manufacture of jewelry, bijouterie and related articles	-	-	-	114
C329	Other manufacturing, n.e.c.	-	-	-	1,360
C331	Repair of fabricated metal products, machinery and equipment	-	-	-	696
VII – Central Visayas		591,013	8,748	129,464	520,633
C101	Processing and preserving of meat	278	-	76,353	12,597
C102	Processing and preserving of fish, crustaceans and mollusks	6,320	-	-	10,019
C103	Processing and preserving of fruits and vegetables	214	-	592	5,432
C104	Manufacture of vegetable and animal oils and fats	-	-	79	4,298
C105	Manufacture of dairy products	-	-	-	78
C106	Manufacture of grain mill products, starches and starch products	4,314	-	-	1,668
C107	Manufacture of other food products	9,311	-	3,057	25,446
C108	Manufacture of prepared animal feeds	66,353	-	-	5,639
C110	Manufacture of beverages	116,096	1,030	33,118	28,608
C131	Spinning, weaving and finishing of textiles	-	-	-	285
C139	Manufacture of other textiles	-	-	537	1,618
C141	Manufacture of wearing apparel, except fur apparel	1,292	1,035	262	8,835
C142	Custom tailoring and dressmaking	-	-	-	443
C151	Tanning and dressing of leather; manufacture of luggage and handbags	S	S	S	S
C152	Manufacture of footwear	492	-	37	1,930
C161	Sawmilling and planing of wood	-	-	-	6,042
C162	Manufacture of products of wood, cork, straw and plaiting materials	-	-	-	2,763
C170	Manufacture of paper and paper products	-	-	2,446	4,439
C181	Printing and service activities related to printing	3,312	2,014	769	10,391
C201	Manufacture of basic chemicals	1,300	884	3,635	15,704
C202	Manufacture of other chemical products, n.e.c.	-	-	733	7,887
C210	Manufacture of pharmaceuticals, medicinal chemical and botanical products	-	-	335	120,030
C221	Manufacture of rubber products	504	-	36	4,168
C222	Manufacture of plastics products	45	-	328	11,866
C231	Manufacture of glass and glass products	601	-	-	22,452
C239	Manufacture of non-metallic mineral products, n.e.c.	9,455	18	1,644	16,090

Table 5.5 Number of Establishments and Expenses for Non-Industrial Service Done by Others by Type for Manufacturing Establishments by Region and Industry Group: Philippines, 2018

(Values are in thousand PhP, except number of establishments. Details may not add-up to total due to rounding and/or statistical disclosure control.)

Continued

2009 PSIC Code	Region / Industry Description	Expense for Non-Industrial Service Done by Others			
		Rental Expense for Machinery and Transport Equipment	Rental Expense for Office Equipment	Other Rental Expense	Communication Expense
		(5)	(6)	(7)	(8)
C241	Manufacture of basic iron and steel	5,105	-	-	8,738
C242	Manufacture of basic precious and other non-ferrous metals	S	S	S	S
C243	Casting of metals	166	-	-	3,114
C251	Manufacture of structural metal products, tanks, reservoirs and steam generators	727	2	-	1,608
C252	Manufacture of weapons and ammunition	S	S	S	S
C259	Manufacture of other fabricated metal products; metal working service activities	1,158	145	17	22,891
C261	Manufacture of electronic components	13,951	-	-	34,830
C262	Manufacture of computers and peripheral equipment and accessories	S	S	S	S
C263	Manufacture of communication equipment	S	S	S	S
C264	Manufacture of consumer electronics	-	-	-	6,244
C265	Manufacture of measuring, testing, navigating and control equipment; watches and clocks	267	786	-	5,913
C267	Manufacture of optical instruments and photographic equipment	15,719	785	738	6,093
C271	Manufacture of electric motors, generators, transformers and electricity distribution and control apparatus	-	171	-	2,171
C273	Manufacture of wiring and wiring devices	S	S	S	S
C274	Manufacture of electric lighting equipment	-	119	-	692
C275	Manufacture of domestic appliances	S	S	S	S
C279	Manufacture of other electrical equipment	S	S	S	S
C281	Manufacture of general purpose machinery	-	-	-	2,578
C282	Manufacture of special purpose machinery	647	-	-	456
C291	Manufacture of motor vehicles	21	-	21	2,248
C293	Manufacture of parts and accessories for motor vehicles	7,030	74	2,230	4,824
C301	Building of ships and boats	161,529	-	-	12,857
C309	Manufacture of transport equipment, n.e.c.	136,978	-	-	9,008
C310	Manufacture of furniture	-	1,622	386	23,622
C321	Manufacture of jewelry, bijouterie and related articles	-	-	-	3,801
C322	Manufacture of musical instruments	S	S	S	S

Table 5.5 Number of Establishments and Expenses for Non-Industrial Service Done by Others by Type for Manufacturing Establishments by Region and Industry Group: Philippines, 2018

(Values are in thousand PhP, except number of establishments. Details may not add-up to total due to rounding and/or statistical disclosure control.)

Continued

2009 PSIC Code	Region / Industry Description	Expense for Non-Industrial Service Done by Others			
		Rental Expense for Machinery and Transport Equipment	Rental Expense for Office Equipment	Other Rental Expense	Communication Expense
		(5)	(6)	(7)	(8)
C323	Manufacture of sports goods	S	S	S	S
C324	Manufacture of games and toys	S	S	S	S
C325	Manufacture of medical and dental instruments and supplies	6,794	-	-	10,036
C329	Other manufacturing, n.e.c.	-	-	-	3,074
C331	Repair of fabricated metal products, machinery and equipment	204	29	272	3,446
	VIII – Eastern Visayas	88,609	200	86,736	21,671
C101	Processing and preserving of meat	S	S	S	S
C102	Processing and preserving of fish, crustaceans and mollusks	80	-	10	202
C103	Processing and preserving of fruits and vegetables	-	-	-	4
C104	Manufacture of vegetable and animal oils and fats	-	-	126	525
C105	Manufacture of dairy products	S	S	S	S
C106	Manufacture of grain mill products, starches and starch products	-	-	-	566
C107	Manufacture of other food products	-	-	-	7,116
C110	Manufacture of beverages	15,104	-	-	3,186
C131	Spinning, weaving and finishing of textiles	-	-	-	39
C139	Manufacture of other textiles	S	S	S	S
C141	Manufacture of wearing apparel, except fur apparel	-	-	-	-
C142	Custom tailoring and dressmaking	-	-	-	98
C162	Manufacture of products of wood, cork, straw and plaiting materials	-	-	-	9
C170	Manufacture of paper and paper products	-	4	1,553	2,141
C181	Printing and service activities related to printing	-	-	35	1,323
C201	Manufacture of basic chemicals	-	-	-	464
C210	Manufacture of pharmaceuticals, medicinal chemical and botanical products	S	S	S	S
C222	Manufacture of plastics products	-	-	-	16
C231	Manufacture of glass and glass products	-	-	-	-
C239	Manufacture of non-metallic mineral products, n.e.c.	-	-	-	11
C241	Manufacture of basic iron and steel	-	-	-	-
C242	Manufacture of basic precious and other non-ferrous metals	S	S	S	S
C243	Casting of metals	S	S	S	S
C251	Manufacture of structural metal products, tanks, reservoirs and steam generators	-	-	-	22

Table 5.5 Number of Establishments and Expenses for Non-Industrial Service Done by Others by Type for Manufacturing Establishments by Region and Industry Group: Philippines, 2018

(Values are in thousand PhP, except number of establishments. Details may not add-up to total due to rounding and/or statistical disclosure control.)

Continued

2009 PSIC Code	Region / Industry Description	Expense for Non-Industrial Service Done by Others			
		Rental Expense for Machinery and Transport Equipment	Rental Expense for Office Equipment	Other Rental Expense	Communication Expense
		(5)	(6)	(7)	(8)
C259	Manufacture of other fabricated metal products; metal working service activities	-	-	-	43
C273	Manufacture of wiring and wiring devices	S	S	S	S
C282	Manufacture of special purpose machinery	S	S	S	S
C310	Manufacture of furniture	-	196	-	-
C321	Manufacture of jewelry, bijouterie and related articles	-	-	-	-
C329	Other manufacturing, n.e.c.	-	-	-	19
C331	Repair of fabricated metal products, machinery and equipment	2,523	-	-	258
	IX – Zamboanga Peninsula	484	-	501	26,678
C101	Processing and preserving of meat	-	-	-	124
C102	Processing and preserving of fish, crustaceans and mollusks	-	-	237	3,945
C104	Manufacture of vegetable and animal oils and fats	-	-	-	2,907
C105	Manufacture of dairy products	-	-	-	6
C106	Manufacture of grain mill products, starches and starch products	-	-	-	1,692
C107	Manufacture of other food products	70	-	-	4,938
C108	Manufacture of prepared animal feeds	S	S	S	S
C110	Manufacture of beverages	-	-	-	6,516
C139	Manufacture of other textiles	S	S	S	S
C142	Custom tailoring and dressmaking	324	-	-	111
C161	Sawmilling and planing of wood	-	-	-	2
C162	Manufacture of products of wood, cork, straw and plaiting materials	S	S	S	S
C181	Printing and service activities related to printing	-	-	-	1,654
C221	Manufacture of rubber products	78	-	-	181
C222	Manufacture of plastics products	-	-	-	1,142
C231	Manufacture of glass and glass products	-	-	-	16
C239	Manufacture of non-metallic mineral products, n.e.c.	-	-	-	236
C241	Manufacture of basic iron and steel	-	-	-	121
C251	Manufacture of structural metal products, tanks, reservoirs and steam generators	-	-	-	119
C259	Manufacture of other fabricated metal products; metal working service activities	4	-	-	340
C310	Manufacture of furniture	8	-	-	459
C321	Manufacture of jewelry, bijouterie and related articles	S	S	S	S

Table 5.5 Number of Establishments and Expenses for Non-Industrial Service Done by Others by Type for Manufacturing Establishments by Region and Industry Group: Philippines, 2018

(Values are in thousand PhP, except number of establishments. Details may not add-up to total due to rounding and/or statistical disclosure control.)

Continued

2009 PSIC Code	Region / Industry Description	Expense for Non-Industrial Service Done by Others			
		Rental Expense for Machinery and Transport Equipment	Rental Expense for Office Equipment	Other Rental Expense	Communication Expense
		(5)	(6)	(7)	(8)
C329	Other manufacturing, n.e.c.	-	-	-	22
C331	Repair of fabricated metal products, machinery and equipment	-	-	-	438
X – Northern Mindanao		130,762	4,343	169,350	85,028
C101	Processing and preserving of meat	612	-	-	639
C102	Processing and preserving of fish, crustaceans and mollusks	S	S	S	S
C103	Processing and preserving of fruits and vegetables	76,490	1,395	115,834	420
C104	Manufacture of vegetable and animal oils and fats	40	-	-	5,640
C105	Manufacture of dairy products	-	-	-	-
C106	Manufacture of grain mill products, starches and starch products	2,815	2,413	226	42,440
C107	Manufacture of other food products	2,814	-	1,298	4,755
C108	Manufacture of prepared animal feeds	-	-	-	-
C110	Manufacture of beverages	11,129	249	20,009	5,063
C131	Spinning, weaving and finishing of textiles	-	-	-	-
C139	Manufacture of other textiles	-	-	-	-
C141	Manufacture of wearing apparel, except fur apparel	-	-	-	703
C142	Custom tailoring and dressmaking	515	-	-	629
C152	Manufacture of footwear	-	-	-	96
C161	Sawmilling and planing of wood	-	-	48	779
C162	Manufacture of products of wood, cork, straw and plaiting materials	-	-	-	200
C170	Manufacture of paper and paper products	7,528	-	1,474	1,775
C181	Printing and service activities related to printing	-	-	-	1,085
C192	Manufacture of refined petroleum products	-	-	-	5
C201	Manufacture of basic chemicals	24,024	-	29,889	7,299
C202	Manufacture of other chemical products, n.e.c.	35	-	-	3,796
C210	Manufacture of pharmaceuticals, medicinal chemical and botanical products	S	S	S	S
C221	Manufacture of rubber products	S	S	S	S
C222	Manufacture of plastics products	-	-	-	639
C231	Manufacture of glass and glass products	40	30	50	40
C239	Manufacture of non-metallic mineral products, n.e.c.	-	-	-	1,641
C241	Manufacture of basic iron and steel	1,857	-	-	1,836
C243	Casting of metals	-	-	-	-

Table 5.5 Number of Establishments and Expenses for Non-Industrial Service Done by Others by Type for Manufacturing Establishments by Region and Industry Group: Philippines, 2018

(Values are in thousand PhP, except number of establishments. Details may not add-up to total due to rounding and/or statistical disclosure control.)

Continued

2009 PSIC Code	Region / Industry Description	Expense for Non-Industrial Service Done by Others			
		Rental Expense for Machinery and Transport Equipment	Rental Expense for Office Equipment	Other Rental Expense	Communication Expense
		(5)	(6)	(7)	(8)
C251	Manufacture of structural metal products, tanks, reservoirs and steam generators	2,798	5	402	875
C259	Manufacture of other fabricated metal products; metal working service activities	-	-	-	632
C264	Manufacture of consumer electronics	S	S	S	S
C271	Manufacture of electric motors, generators, transformers and electricity distribution and control apparatus	S	S	S	S
C281	Manufacture of general purpose machinery	S	S	S	S
C282	Manufacture of special purpose machinery	S	S	S	S
C291	Manufacture of motor vehicles	-	-	-	41
C293	Manufacture of parts and accessories for motor vehicles	-	-	-	5
C310	Manufacture of furniture	-	-	-	91
C321	Manufacture of jewelry, bijouterie and related articles	S	S	S	S
C324	Manufacture of games and toys	S	S	S	S
C329	Other manufacturing, n.e.c.	S	S	S	S
C331	Repair of fabricated metal products, machinery and equipment	64	249	-	2,598
XI – Davao Region		115,933	11,253	25,661	248,898
C101	Processing and preserving of meat	-	-	-	5,333
C102	Processing and preserving of fish, crustaceans and mollusks	-	-	-	775
C103	Processing and preserving of fruits and vegetables	-	-	-	2,122
C104	Manufacture of vegetable and animal oils and fats	10,163	-	3	3,176
C105	Manufacture of dairy products	-	-	-	48
C106	Manufacture of grain mill products, starches and starch products	577	-	-	1,412
C107	Manufacture of other food products	1	-	-	64,699
C108	Manufacture of prepared animal feeds	-	-	-	22,522
C110	Manufacture of beverages	20,582	358	11,675	4,244
C120	Manufacture of tobacco products	S	S	S	S
C139	Manufacture of other textiles	50	-	1,249	123
C141	Manufacture of wearing apparel, except fur apparel	-	-	-	417
C142	Custom tailoring and dressmaking	-	-	-	477
C152	Manufacture of footwear	-	-	-	30
C161	Sawmilling and planing of wood	324	-	-	62

Table 5.5 Number of Establishments and Expenses for Non-Industrial Service Done by Others by Type for Manufacturing Establishments by Region and Industry Group: Philippines, 2018

(Values are in thousand PhP, except number of establishments. Details may not add-up to total due to rounding and/or statistical disclosure control.)

Continued

2009 PSIC Code	Region / Industry Description	Expense for Non-Industrial Service Done by Others			
		Rental Expense for Machinery and Transport Equipment	Rental Expense for Office Equipment	Other Rental Expense	Communication Expense
		(5)	(6)	(7)	(8)
C162	Manufacture of products of wood, cork, straw and plaiting materials	1,269	-	-	1,996
C170	Manufacture of paper and paper products	44,115	8,987	888	3,147
C181	Printing and service activities related to printing	82	-	-	4,045
C192	Manufacture of refined petroleum products	S	S	S	S
C201	Manufacture of basic chemicals	138	72	-	732
C202	Manufacture of other chemical products, n.e.c.	-	-	-	98,185
C210	Manufacture of pharmaceuticals, medicinal chemical and botanical products	-	1,140	-	3,247
C221	Manufacture of rubber products	-	-	-	124
C222	Manufacture of plastics products	-	696	10,505	6,827
C231	Manufacture of glass and glass products	2,529	-	54	257
C239	Manufacture of non-metallic mineral products, n.e.c.	35,229	-	1,287	5,474
C241	Manufacture of basic iron and steel	-	-	-	2,458
C242	Manufacture of basic precious and other non-ferrous metals	-	-	-	695
C243	Casting of metals	S	S	S	S
C251	Manufacture of structural metal products, tanks, reservoirs and steam generators	742	-	-	1,613
C252	Manufacture of weapons and ammunition	S	S	S	S
C259	Manufacture of other fabricated metal products; metal working service activities	-	-	-	904
C265	Manufacture of measuring, testing, navigating and control equipment; watches and clocks	S	S	S	S
C271	Manufacture of electric motors, generators, transformers and electricity distribution and control apparatus	S	S	S	S
C275	Manufacture of domestic appliances	-	-	-	93
C281	Manufacture of general purpose machinery	-	-	-	1,416
C282	Manufacture of special purpose machinery	-	-	-	2,182
C291	Manufacture of motor vehicles	S	S	S	S
C293	Manufacture of parts and accessories for motor vehicles	-	-	-	6
C301	Building of ships and boats	S	S	S	S
C310	Manufacture of furniture	-	-	-	3,342
C321	Manufacture of jewelry, bijouterie and related articles	-	-	-	957

Table 5.5 Number of Establishments and Expenses for Non-Industrial Service Done by Others by Type for Manufacturing Establishments by Region and Industry Group: Philippines, 2018

(Values are in thousand PhP, except number of establishments. Details may not add-up to total due to rounding and/or statistical disclosure control.)

Continued

2009 PSIC Code	Region / Industry Description	Expense for Non-Industrial Service Done by Others			
		Rental Expense for Machinery and Transport Equipment	Rental Expense for Office Equipment	Other Rental Expense	Communication Expense
		(5)	(6)	(7)	(8)
C329	Other manufacturing, n.e.c.	131	-	-	631
C331	Repair of fabricated metal products, machinery and equipment	-	-	-	2,809
	XII – SOCCSKSARGEN	369,020	3,615	70	42,025
C101	Processing and preserving of meat	167	-	-	1,142
C102	Processing and preserving of fish, crustaceans and mollusks	317,046	14	-	13,478
C103	Processing and preserving of fruits and vegetables	S	S	S	S
C104	Manufacture of vegetable and animal oils and fats	33,728	-	-	2,224
C105	Manufacture of dairy products	-	-	-	-
C106	Manufacture of grain mill products, starches and starch products	58	-	-	3,039
C107	Manufacture of other food products	38	1,017	-	5,231
C108	Manufacture of prepared animal feeds	90	17	-	223
C110	Manufacture of beverages	-	1	-	2,744
C131	Spinning, weaving and finishing of textiles	-	-	-	36
C139	Manufacture of other textiles	-	-	-	4
C141	Manufacture of wearing apparel, except fur apparel	-	-	-	84
C142	Custom tailoring and dressmaking	-	-	30	17
C161	Sawmilling and planing of wood	-	-	-	65
C162	Manufacture of products of wood, cork, straw and plaiting materials	-	-	-	18
C170	Manufacture of paper and paper products	12,615	2,566	-	242
C181	Printing and service activities related to printing	-	-	-	1,598
C192	Manufacture of refined petroleum products	S	S	S	S
C201	Manufacture of basic chemicals	-	-	-	177
C202	Manufacture of other chemical products, n.e.c.	S	S	S	S
C221	Manufacture of rubber products	S	S	S	S
C222	Manufacture of plastics products	S	S	S	S
C231	Manufacture of glass and glass products	S	S	S	S
C239	Manufacture of non-metallic mineral products, n.e.c.	696	-	-	200
C241	Manufacture of basic iron and steel	-	-	-	257
C243	Casting of metals	S	S	S	S
C251	Manufacture of structural metal products, tanks, reservoirs and steam generators	-	-	-	6,425

Table 5.5 Number of Establishments and Expenses for Non-Industrial Service Done by Others by Type for Manufacturing Establishments by Region and Industry Group: Philippines, 2018

(Values are in thousand PhP, except number of establishments. Details may not add-up to total due to rounding and/or statistical disclosure control.)

Continued

2009 PSIC Code	Region / Industry Description	Expense for Non-Industrial Service Done by Others			
		Rental Expense for Machinery and Transport Equipment	Rental Expense for Office Equipment	Other Rental Expense	Communication Expense
		(5)	(6)	(7)	(8)
C259	Manufacture of other fabricated metal products; metal working service activities	2,618	-	-	659
C301	Building of ships and boats	S	S	S	S
C310	Manufacture of furniture	35	-	-	642
C323	Manufacture of sports goods	S	S	S	S
C331	Repair of fabricated metal products, machinery and equipment	1,801	-	-	2,362
	XIII – Caraga	13,869	216	476	11,860
C101	Processing and preserving of meat	-	-	-	137
C102	Processing and preserving of fish, crustaceans and mollusks	S	S	S	S
C103	Processing and preserving of fruits and vegetables	S	S	S	S
C104	Manufacture of vegetable and animal oils and fats	-	-	-	1,034
C106	Manufacture of grain mill products, starches and starch products	-	-	-	181
C107	Manufacture of other food products	191	-	-	2,366
C108	Manufacture of prepared animal feeds	-	-	-	-
C110	Manufacture of beverages	-	-	-	1,000
C139	Manufacture of other textiles	-	-	-	-
C141	Manufacture of wearing apparel, except fur apparel	-	-	-	134
C142	Custom tailoring and dressmaking	-	-	-	16
C161	Sawmilling and planing of wood	14	-	-	673
C162	Manufacture of products of wood, cork, straw and plaiting materials	2,244	-	-	240
C181	Printing and service activities related to printing	-	-	439	1,104
C201	Manufacture of basic chemicals	S	S	S	S
C202	Manufacture of other chemical products, n.e.c.	-	-	-	720
C231	Manufacture of glass and glass products	S	S	S	S
C239	Manufacture of non-metallic mineral products, n.e.c.	-	216	-	2,933
C241	Manufacture of basic iron and steel	-	-	-	46
C242	Manufacture of basic precious and other non-ferrous metals	S	S	S	S
C259	Manufacture of other fabricated metal products; metal working service activities	61	-	-	63
C275	Manufacture of domestic appliances	9	-	-	38
C301	Building of ships and boats	S	S	S	S
C309	Manufacture of transport equipment, n.e.c.	-	-	-	11

Table 5.5 Number of Establishments and Expenses for Non-Industrial Service Done by Others by Type for Manufacturing Establishments by Region and Industry Group: Philippines, 2018

(Values are in thousand PhP, except number of establishments. Details may not add-up to total due to rounding and/or statistical disclosure control.)

Continued

2009 PSIC Code	Region / Industry Description	Expense for Non-Industrial Service Done by Others			
		Rental Expense for Machinery and Transport Equipment	Rental Expense for Office Equipment	Other Rental Expense	Communication Expense
		(5)	(6)	(7)	(8)
C310	Manufacture of furniture	41	-	-	8
C321	Manufacture of jewelry, bijouterie and related articles	-	-	-	-
C324	Manufacture of games and toys	-	-	-	6
C329	Other manufacturing, n.e.c.	53	-	-	23
C331	Repair of fabricated metal products, machinery and equipment	1,887	-	-	314
	Autonomous Region in Muslim Mindanao	-	-	-	3,352
C104	Manufacture of vegetable and animal oils and fats	S	S	S	S
C106	Manufacture of grain mill products, starches and starch products	-	-	-	2,809
C107	Manufacture of other food products	-	-	-	121
C108	Manufacture of prepared animal feeds	-	-	-	-
C110	Manufacture of beverages	-	-	-	-
C142	Custom tailoring and dressmaking	-	-	-	-
C181	Printing and service activities related to printing	-	-	-	-
C221	Manufacture of rubber products	S	S	S	S
C239	Manufacture of non-metallic mineral products, n.e.c.	-	-	-	-
C251	Manufacture of structural metal products, tanks, reservoirs and steam generators	-	-	-	-
C310	Manufacture of furniture	-	-	-	100

Table 5.5 Number of Establishments and Expenses for Non-Industrial Service Done by Others by Type for Manufacturing Establishments by Region and Industry Group: Philippines, 2018

(Values are in thousand PhP, except number of establishments. Details may not add-up to total due to rounding and/or statistical disclosure control.)

Continued

2009 PSIC Code	Region / Industry Description	Expense for Non-Industrial Service Done by Others		
		Insurance Expense	Transport Service Expense	Other Non-Industrial Service
		(9)	(10)	(11)
	Philippines	5,545,593	54,107,398	211,935,235
C101	Processing and preserving of meat	62,134	1,218,504	4,180,965
C102	Processing and preserving of fish, crustaceans and mollusks	124,034	585,857	5,804,030
C103	Processing and preserving of fruits and vegetables	137,261	693,438	2,050,901
C104	Manufacture of vegetable and animal oils and fats	147,215	925,192	2,653,537
C105	Manufacture of dairy products	27,938	444,187	1,917,571
C106	Manufacture of grain mill products, starches and starch products	158,398	1,337,232	2,100,585
C107	Manufacture of other food products	467,021	2,819,086	19,139,914
C108	Manufacture of prepared animal feeds	122,153	2,490,631	3,391,411
C110	Manufacture of beverages	226,272	12,820,521	11,022,516
C120	Manufacture of tobacco products	114,524	679,054	1,738,623
C131	Spinning, weaving and finishing of textiles	10,043	29,078	191,818
C139	Manufacture of other textiles	22,908	83,054	365,245
C141	Manufacture of wearing apparel, except fur apparel	87,873	260,605	2,286,002
C142	Custom tailoring and dressmaking	2,449	3,077	244,175
C143	Manufacture of knitted and crocheted apparel	6,903	37,778	546,534
C151	Tanning and dressing of leather; manufacture of luggage and handbags	39,336	44,983	518,767
C152	Manufacture of footwear	13,115	121,088	320,880
C161	Sawmilling and planing of wood	7,813	49,540	63,453
C162	Manufacture of products of wood, cork, straw and plaiting materials	21,063	461,327	918,927
C170	Manufacture of paper and paper products	183,457	1,410,149	3,155,714
C181	Printing and service activities related to printing	77,751	124,302	1,207,319
C182	Reproduction of recorded media	118	2,038	12,001
C192	Manufacture of refined petroleum products	72,737	832,669	8,263,981
C199	Manufacture of other fuel products	5,445	4,502	266,597
C201	Manufacture of basic chemicals	111,337	1,993,923	4,387,609
C202	Manufacture of other chemical products, n.e.c.	675,214	3,680,179	38,136,340
C203	Manufacture of man-made fibers	S	S	S
C210	Manufacture of pharmaceuticals, medicinal chemical and botanical products	109,869	201,609	1,966,665
C221	Manufacture of rubber products	42,516	152,010	3,250,721
C222	Manufacture of plastics products	227,603	807,449	3,538,018

Table 5.5 Number of Establishments and Expenses for Non-Industrial Service Done by Others by Type for Manufacturing Establishments by Region and Industry Group: Philippines, 2018

(Values are in thousand PhP, except number of establishments. Details may not add-up to total due to rounding and/or statistical disclosure control.)

Continued

2009 PSIC Code	Region / Industry Description	Expense for Non-Industrial Service Done by Others		
		Insurance Expense	Transport Service Expense	Other Non-Industrial Service
		(9)	(10)	(11)
C231	Manufacture of glass and glass products	12,731	743,116	320,471
C239	Manufacture of non-metallic mineral products, n.e.c.	367,456	3,938,075	12,083,063
C241	Manufacture of basic iron and steel	68,800	4,087,038	3,356,235
C242	Manufacture of basic precious and other non-ferrous metals	50,244	511,362	2,187,405
C243	Casting of metals	24,064	82,596	366,189
C251	Manufacture of structural metal products, tanks, reservoirs and steam generators	68,527	245,497	1,267,309
C252	Manufacture of weapons and ammunition	995	675	33,573
C259	Manufacture of other fabricated metal products; metal working service activities	104,335	979,010	2,299,667
C261	Manufacture of electronic components	467,052	1,753,808	14,521,504
C262	Manufacture of computers and peripheral equipment and accessories	16,707	393,175	7,115,972
C263	Manufacture of communication equipment	10,189	26,699	227,691
C264	Manufacture of consumer electronics	17,535	112,952	463,521
C265	Manufacture of measuring, testing, navigating and control equipment; watches and clocks	2,395	17,047	85,948
C267	Manufacture of optical instruments and photographic equipment	10,251	46,743	378,968
C271	Manufacture of electric motors, generators, transformers and electricity distribution and control apparatus	26,467	121,283	530,829
C272	Manufacture of batteries and accumulators	937	64,444	63,994
C273	Manufacture of wiring and wiring devices	17,723	211,140	683,671
C274	Manufacture of electric lighting equipment	14,851	50,797	354,043
C275	Manufacture of domestic appliances	15,099	30,572	1,298,930
C279	Manufacture of other electrical equipment	13,863	21,403	5,616,590
C281	Manufacture of general purpose machinery	85,005	822,135	3,355,518
C282	Manufacture of special purpose machinery	36,360	292,277	805,863
C291	Manufacture of motor vehicles	33,704	78,544	1,120,467
C292	Manufacture of bodies (coachwork) for motor vehicles; manufacture of trailers and semi-trailers	2,906	13,460	105,606

Table 5.5 Number of Establishments and Expenses for Non-Industrial Service Done by Others by Type for Manufacturing Establishments by Region and Industry Group: Philippines, 2018

(Values are in thousand PhP, except number of establishments. Details may not add-up to total due to rounding and/or statistical disclosure control.)

Continued

2009 PSIC Code	Region / Industry Description	Expense for Non-Industrial Service Done by Others		
		Insurance Expense	Transport Service Expense	Other Non-Industrial Service
		(9)	(10)	(11)
C293	Manufacture of parts and accessories for motor vehicles	154,809	2,153,402	7,585,063
C301	Building of ships and boats	17,765	28,059	4,181,888
C302	Manufacture of railway locomotive and rolling stock	S	S	S
C303	Manufacture of air and spacecraft and related machinery	34,652	1,471,317	4,400,545
C309	Manufacture of transport equipment, n.e.c.	77,503	907,367	9,187,386
C310	Manufacture of furniture	43,912	309,863	895,532
C321	Manufacture of jewelry, bijouterie and related articles	3,222	11,950	67,624
C322	Manufacture of musical instruments	246	4,383	3,149
C323	Manufacture of sports goods	6,113	10,026	125,157
C324	Manufacture of games and toys	2,505	25,923	91,575
C325	Manufacture of medical and dental instruments and supplies	347,182	126,183	862,431
C329	Other manufacturing, n.e.c.	14,300	18,969	250,053
C331	Repair of fabricated metal products, machinery and equipment	69,309	74,694	1,967,311
C332	Installation of industrial machinery and equipment	701	660	24,324
	National Capital Region	1,701,621	13,566,337	60,689,597
C101	Processing and preserving of meat	10,719	468,620	1,778,942
C102	Processing and preserving of fish, crustaceans and mollusks	21,333	35,857	2,866,519
C103	Processing and preserving of fruits and vegetables	115,335	110,961	946,720
C104	Manufacture of vegetable and animal oils and fats	46,196	279,667	915,668
C105	Manufacture of dairy products	17,631	404,600	1,219,944
C106	Manufacture of grain mill products, starches and starch products	68,301	772,646	943,515
C107	Manufacture of other food products	80,399	1,197,510	4,929,405
C108	Manufacture of prepared animal feeds	16,546	358,565	1,089,478
C110	Manufacture of beverages	70,624	3,600,526	3,029,918
C120	Manufacture of tobacco products	85,608	521,509	1,276,391
C131	Spinning, weaving and finishing of textiles	4,035	1,521	28,218
C139	Manufacture of other textiles	13,897	64,808	240,501
C141	Manufacture of wearing apparel, except fur apparel	51,639	45,020	1,021,529
C142	Custom tailoring and dressmaking	1,735	1,973	217,086
C143	Manufacture of knitted and crocheted apparel	5,036	14,609	486,596
C151	Tanning and dressing of leather; manufacture of luggage and handbags	1,951	7,714	56,722

Table 5.5 Number of Establishments and Expenses for Non-Industrial Service Done by Others by Type for Manufacturing Establishments by Region and Industry Group: Philippines, 2018

(Values are in thousand PhP, except number of establishments. Details may not add-up to total due to rounding and/or statistical disclosure control.)

Continued

2009 PSIC Code	Region / Industry Description	Expense for Non-Industrial Service Done by Others		
		Insurance Expense	Transport Service Expense	Other Non-Industrial Service
		(9)	(10)	(11)
C152	Manufacture of footwear	2,105	36,348	61,347
C161	Sawmilling and planing of wood	1,003	1,259	4,457
C162	Manufacture of products of wood, cork, straw and plaiting materials	3,770	6,976	23,410
C170	Manufacture of paper and paper products	77,680	613,135	980,534
C181	Printing and service activities related to printing	49,573	86,954	762,947
C192	Manufacture of refined petroleum products	644	7,845	11,038
C199	Manufacture of other fuel products	S	S	S
C201	Manufacture of basic chemicals	14,213	509,361	1,490,055
C202	Manufacture of other chemical products, n.e.c.	581,770	3,071,710	25,274,434
C203	Manufacture of man-made fibers	S	S	S
C210	Manufacture of pharmaceuticals, medicinal chemical and botanical products	82,166	25,928	964,291
C221	Manufacture of rubber products	16,664	15,658	70,595
C222	Manufacture of plastics products	53,647	234,477	1,001,405
C231	Manufacture of glass and glass products	5,667	96,788	159,740
C239	Manufacture of non-metallic mineral products, n.e.c.	19,113	57,504	325,994
C241	Manufacture of basic iron and steel	17,767	207,954	263,772
C242	Manufacture of basic precious and other non-ferrous metals	2,629	79,911	155,914
C243	Casting of metals	3,113	6,335	39,167
C251	Manufacture of structural metal products, tanks, reservoirs and steam generators	20,218	111,613	281,887
C252	Manufacture of weapons and ammunition	707	-	17,368
C259	Manufacture of other fabricated metal products; metal working service activities	33,394	157,878	612,384
C261	Manufacture of electronic components	9,502	682	1,198,697
C262	Manufacture of computers and peripheral equipment and accessories	S	S	S
C264	Manufacture of consumer electronics	2,511	1,131	9,435
C265	Manufacture of measuring, testing, navigating and control equipment; watches and clocks	1,557	936	9,534
C267	Manufacture of optical instruments and photographic equipment	S	S	S

Table 5.5 Number of Establishments and Expenses for Non-Industrial Service Done by Others by Type for Manufacturing Establishments by Region and Industry Group: Philippines, 2018

(Values are in thousand PhP, except number of establishments. Details may not add-up to total due to rounding and/or statistical disclosure control.)

Continued

2009 PSIC Code	Region / Industry Description	Expense for Non-Industrial Service Done by Others		
		Insurance Expense	Transport Service Expense	Other Non-Industrial Service
		(9)	(10)	(11)
C271	Manufacture of electric motors, generators, transformers and electricity distribution and control apparatus	981	5,250	50,272
C272	Manufacture of batteries and accumulators	S	S	S
C273	Manufacture of wiring and wiring devices	1,097	388	108,546
C274	Manufacture of electric lighting equipment	1,078	2,896	10,586
C275	Manufacture of domestic appliances	10,461	11,646	1,141,115
C279	Manufacture of other electrical equipment	565	143	10,551
C281	Manufacture of general purpose machinery	22,618	48,528	1,117,903
C282	Manufacture of special purpose machinery	2,703	8,098	58,735
C291	Manufacture of motor vehicles	55	215	6,606
C292	Manufacture of bodies (coachwork) for motor vehicles; manufacture of trailers and semi-trailers	1,777	1,136	42,843
C293	Manufacture of parts and accessories for motor vehicles	2,219	99,707	778,808
C301	Building of ships and boats	996	95	11,112
C303	Manufacture of air and spacecraft and related machinery	S	S	S
C309	Manufacture of transport equipment, n.e.c.	12,021	37,798	662,091
C310	Manufacture of furniture	8,393	79,267	267,963
C321	Manufacture of jewelry, bijouterie and related articles	119	500	8,454
C322	Manufacture of musical instruments	S	S	S
C323	Manufacture of sports goods	299	189	47,719
C324	Manufacture of games and toys	564	4,132	11,713
C325	Manufacture of medical and dental instruments and supplies	3,771	3,862	67,188
C329	Other manufacturing, n.e.c.	4,008	5,544	42,361
C331	Repair of fabricated metal products, machinery and equipment	14,226	28,682	1,242,405
C332	Installation of industrial machinery and equipment	54	660	3,770
	Cordillera Administrative Region	5,997	29,846	686,777
C101	Processing and preserving of meat	-	-	83
C102	Processing and preserving of fish, crustaceans and mollusks	-	-	282
C103	Processing and preserving of fruits and vegetables	338	-	9,130
C105	Manufacture of dairy products	S	S	S

Table 5.5 Number of Establishments and Expenses for Non-Industrial Service Done by Others by Type for Manufacturing Establishments by Region and Industry Group: Philippines, 2018

(Values are in thousand PhP, except number of establishments. Details may not add-up to total due to rounding and/or statistical disclosure control.)

Continued

2009 PSIC Code	Region / Industry Description	Expense for Non-Industrial Service Done by Others		
		Insurance Expense	Transport Service Expense	Other Non-Industrial Service
		(9)	(10)	(11)
C106	Manufacture of grain mill products, starches and starch products	-	37	599
C107	Manufacture of other food products	1,006	369	53,523
C110	Manufacture of beverages	374	-	20,425
C131	Spinning, weaving and finishing of textiles	-	48	1,883
C139	Manufacture of other textiles	127	-	-
C141	Manufacture of wearing apparel, except fur apparel	S	S	S
C142	Custom tailoring and dressmaking	-	25	2,064
C162	Manufacture of products of wood, cork, straw and plaiting materials	-	-	220
C181	Printing and service activities related to printing	-	-	4,240
C201	Manufacture of basic chemicals	-	-	60
C221	Manufacture of rubber products	-	-	-
C222	Manufacture of plastics products	S	S	S
C231	Manufacture of glass and glass products	S	S	S
C239	Manufacture of non-metallic mineral products, n.e.c.	116	17,853	4,921
C241	Manufacture of basic iron and steel	-	-	142
C251	Manufacture of structural metal products, tanks, reservoirs and steam generators	-	-	596
C259	Manufacture of other fabricated metal products; metal working service activities	-	-	511
C261	Manufacture of electronic components	S	S	S
C303	Manufacture of air and spacecraft and related machinery	S	S	S
C310	Manufacture of furniture	216	150	5,560
C321	Manufacture of jewelry, bijouterie and related articles	S	S	S
	I – Ilocos Region	35,271	171,349	2,158,213
C101	Processing and preserving of meat	424	31	3,863
C102	Processing and preserving of fish, crustaceans and mollusks	98	159	4,010
C103	Processing and preserving of fruits and vegetables	440	6	5,953
C105	Manufacture of dairy products	S	S	S
C106	Manufacture of grain mill products, starches and starch products	2,375	1,366	761
C107	Manufacture of other food products	3,697	1,654	86,754
C108	Manufacture of prepared animal feeds	601	-	1,495
C110	Manufacture of beverages	3,398	-	539,954
C120	Manufacture of tobacco products	S	S	S

Table 5.5 Number of Establishments and Expenses for Non-Industrial Service Done by Others by Type for Manufacturing Establishments by Region and Industry Group: Philippines, 2018

(Values are in thousand PhP, except number of establishments. Details may not add-up to total due to rounding and/or statistical disclosure control.)

Continued

2009 PSIC Code	Region / Industry Description	Expense for Non-Industrial Service Done by Others		
		Insurance Expense	Transport Service Expense	Other Non-Industrial Service
		(9)	(10)	(11)
C131	Spinning, weaving and finishing of textiles	-	15	12
C141	Manufacture of wearing apparel, except fur apparel	-	-	-
C142	Custom tailoring and dressmaking	-	-	207
C152	Manufacture of footwear	-	-	-
C162	Manufacture of products of wood, cork, straw and plaiting materials	-	-	-
C170	Manufacture of paper and paper products	4,908	115,974	171,315
C181	Printing and service activities related to printing	24	1,938	1,688
C201	Manufacture of basic chemicals	780	8,386	1,340
C210	Manufacture of pharmaceuticals, medicinal chemical and botanical products	S	S	S
C221	Manufacture of rubber products	-	-	-
C231	Manufacture of glass and glass products	-	-	211
C239	Manufacture of non-metallic mineral products, n.e.c.	16,783	40,632	1,308,208
C241	Manufacture of basic iron and steel	73	-	9,724
C251	Manufacture of structural metal products, tanks, reservoirs and steam generators	549	-	12,264
C259	Manufacture of other fabricated metal products; metal working service activities	-	-	64
C273	Manufacture of wiring and wiring devices	S	S	S
C282	Manufacture of special purpose machinery	S	S	S
C292	Manufacture of bodies (coachwork) for motor vehicles; manufacture of trailers and semi-trailers	-	-	-
C293	Manufacture of parts and accessories for motor vehicles	-	-	48
C309	Manufacture of transport equipment, n.e.c.	-	-	-
C321	Manufacture of jewelry, bijouterie and related articles	S	S	S
C324	Manufacture of games and toys	S	S	S
C329	Other manufacturing, n.e.c.	-	276	915
C331	Repair of fabricated metal products, machinery and equipment	13	198	418
	II – Cagayan Valley	34,004	105,172	1,080,417
C101	Processing and preserving of meat	653	84	5,612
C102	Processing and preserving of fish, crustaceans and mollusks	-	-	-

Table 5.5 Number of Establishments and Expenses for Non-Industrial Service Done by Others by Type for Manufacturing Establishments by Region and Industry Group: Philippines, 2018

(Values are in thousand PhP, except number of establishments. Details may not add-up to total due to rounding and/or statistical disclosure control.)

Continued

2009 PSIC Code	Region / Industry Description	Expense for Non-Industrial Service Done by Others		
		Insurance Expense	Transport Service Expense	Other Non-Industrial Service
		(9)	(10)	(11)
C103	Processing and preserving of fruits and vegetables	-	-	235
C104	Manufacture of vegetable and animal oils and fats	S	S	S
C105	Manufacture of dairy products	282	68	44
C106	Manufacture of grain mill products, starches and starch products	23,854	52,051	154,928
C107	Manufacture of other food products	748	373	20,271
C108	Manufacture of prepared animal feeds	439	328	6,474
C110	Manufacture of beverages	1,164	5	683,898
C120	Manufacture of tobacco products	1,747	29,688	72,137
C131	Spinning, weaving and finishing of textiles	-	-	64
C139	Manufacture of other textiles	5	-	-
C142	Custom tailoring and dressmaking	-	-	-
C151	Tanning and dressing of leather; manufacture of luggage and handbags	-	11	-
C162	Manufacture of products of wood, cork, straw and plaiting materials	-	-	-
C181	Printing and service activities related to printing	590	1,049	4,284
C182	Reproduction of recorded media	-	-	11
C199	Manufacture of other fuel products	S	S	S
C201	Manufacture of basic chemicals	S	S	S
C222	Manufacture of plastics products	-	-	-
C239	Manufacture of non-metallic mineral products, n.e.c.	76	18	2,345
C241	Manufacture of basic iron and steel	-	-	-
C251	Manufacture of structural metal products, tanks, reservoirs and steam generators	-	-	128
C252	Manufacture of weapons and ammunition	S	S	S
C259	Manufacture of other fabricated metal products; metal working service activities	-	30	118
C279	Manufacture of other electrical equipment	-	-	53,616
C282	Manufacture of special purpose machinery	911	2,182	8,916
C310	Manufacture of furniture	113	2,287	2,304
C321	Manufacture of jewelry, bijouterie and related articles	-	16	-
C329	Other manufacturing, n.e.c.	S	S	S
C331	Repair of fabricated metal products, machinery and equipment	-	13	215
III – Central Luzon		609,140	10,089,655	22,167,209

Table 5.5 Number of Establishments and Expenses for Non-Industrial Service Done by Others by Type for Manufacturing Establishments by Region and Industry Group: Philippines, 2018

(Values are in thousand PhP, except number of establishments. Details may not add-up to total due to rounding and/or statistical disclosure control.)

Continued

2009 PSIC Code	Region / Industry Description	Expense for Non-Industrial Service Done by Others		
		Insurance Expense	Transport Service Expense	Other Non-Industrial Service
		(9)	(10)	(11)
C101	Processing and preserving of meat	13,280	256,049	532,149
C102	Processing and preserving of fish, crustaceans and mollusks	47,320	49,815	47,148
C103	Processing and preserving of fruits and vegetables	6,532	241,181	345,649
C104	Manufacture of vegetable and animal oils and fats	403	55	2,088
C105	Manufacture of dairy products	2,361	572	31,438
C106	Manufacture of grain mill products, starches and starch products	13,916	77,665	78,131
C107	Manufacture of other food products	55,304	625,568	3,246,568
C108	Manufacture of prepared animal feeds	27,437	649,168	576,018
C110	Manufacture of beverages	37,790	2,041,454	702,960
C120	Manufacture of tobacco products	S	S	S
C131	Spinning, weaving and finishing of textiles	4,984	23,445	78,132
C139	Manufacture of other textiles	3,010	6,455	35,192
C141	Manufacture of wearing apparel, except fur apparel	7,859	45,171	177,128
C142	Custom tailoring and dressmaking	411	-	352
C143	Manufacture of knitted and crocheted apparel	218	12,033	4,190
C151	Tanning and dressing of leather; manufacture of luggage and handbags	4,402	33,202	56,761
C152	Manufacture of footwear	3,328	65,016	60,896
C161	Sawmilling and planing of wood	S	S	S
C162	Manufacture of products of wood, cork, straw and plaiting materials	1,260	3,165	84,557
C170	Manufacture of paper and paper products	36,175	207,336	542,686
C181	Printing and service activities related to printing	1,575	2,295	10,278
C192	Manufacture of refined petroleum products	48,033	889	2,234,822
C201	Manufacture of basic chemicals	11,682	230,498	169,439
C202	Manufacture of other chemical products, n.e.c.	14,902	40,873	121,090
C210	Manufacture of pharmaceuticals, medicinal chemical and botanical products	4,754	5,929	86,963
C221	Manufacture of rubber products	3,593	5,403	2,595,445
C222	Manufacture of plastics products	14,005	144,477	231,387
C231	Manufacture of glass and glass products	2,624	21,602	45,819
C239	Manufacture of non-metallic mineral products, n.e.c.	119,165	1,226,111	1,214,761
C241	Manufacture of basic iron and steel	13,978	3,072,983	1,378,653
C242	Manufacture of basic precious and other non-ferrous metals	82	997	9,821

Table 5.5 Number of Establishments and Expenses for Non-Industrial Service Done by Others by Type for Manufacturing Establishments by Region and Industry Group: Philippines, 2018

(Values are in thousand PhP, except number of establishments. Details may not add-up to total due to rounding and/or statistical disclosure control.)

Continued

2009 PSIC Code	Region / Industry Description	Expense for Non-Industrial Service Done by Others		
		Insurance Expense	Transport Service Expense	Other Non-Industrial Service
		(9)	(10)	(11)
C243	Casting of metals	280	3,839	7,200
C251	Manufacture of structural metal products, tanks, reservoirs and steam generators	3,569	14,687	44,801
C259	Manufacture of other fabricated metal products; metal working service activities	6,932	125,400	136,726
C261	Manufacture of electronic components	24,579	104,740	1,467,394
C262	Manufacture of computers and peripheral equipment and accessories	816	142,838	59,421
C263	Manufacture of communication equipment	S	S	S
C264	Manufacture of consumer electronics	83	119	2,094
C265	Manufacture of measuring, testing, navigating and control equipment; watches and clocks	568	6,605	10,189
C271	Manufacture of electric motors, generators, transformers and electricity distribution and control apparatus	1,486	6,765	20,764
C272	Manufacture of batteries and accumulators	S	S	S
C273	Manufacture of wiring and wiring devices	4,395	85,024	161,736
C274	Manufacture of electric lighting equipment	5,197	4,813	12,458
C275	Manufacture of domestic appliances	1,287	5,454	55,615
C279	Manufacture of other electrical equipment	89	109	63,102
C281	Manufacture of general purpose machinery	2,879	3,718	128,690
C282	Manufacture of special purpose machinery	1,200	4,233	16,454
C291	Manufacture of motor vehicles	1,225	12	14,012
C292	Manufacture of bodies (coachwork) for motor vehicles; manufacture of trailers and semi-trailers	S	S	S
C293	Manufacture of parts and accessories for motor vehicles	8,243	302,229	460,058
C301	Building of ships and boats	S	S	S
C303	Manufacture of air and spacecraft and related machinery	3,495	5,161	24,582
C309	Manufacture of transport equipment, n.e.c.	1,257	-	939
C310	Manufacture of furniture	8,852	46,708	29,787
C321	Manufacture of jewelry, bijouterie and related articles	236	1,390	8,722
C322	Manufacture of musical instruments	S	S	S
C323	Manufacture of sports goods	4,563	-	36,862

Table 5.5 Number of Establishments and Expenses for Non-Industrial Service Done by Others by Type for Manufacturing Establishments by Region and Industry Group: Philippines, 2018

(Values are in thousand PhP, except number of establishments. Details may not add-up to total due to rounding and/or statistical disclosure control.)

Continued

2009 PSIC Code	Region / Industry Description	Expense for Non-Industrial Service Done by Others		
		Insurance Expense	Transport Service Expense	Other Non-Industrial Service
		(9)	(10)	(11)
C324	Manufacture of games and toys	163	10,432	38,593
C325	Manufacture of medical and dental instruments and supplies	3,456	22,913	79,717
C329	Other manufacturing, n.e.c.	1,723	651	116,719
C331	Repair of fabricated metal products, machinery and equipment	19,551	14,887	297,233
C332	Installation of industrial machinery and equipment	S	S	S
	IVA – CALABARZON	2,063,377	20,596,954	93,933,874
C101	Processing and preserving of meat	13,919	356,682	1,559,421
C102	Processing and preserving of fish, crustaceans and mollusks	6,915	60,709	870,773
C103	Processing and preserving of fruits and vegetables	5,401	209,449	443,884
C104	Manufacture of vegetable and animal oils and fats	43,091	146,184	313,266
C105	Manufacture of dairy products	7,452	37,365	663,117
C106	Manufacture of grain mill products, starches and starch products	6,116	42,778	259,332
C107	Manufacture of other food products	171,827	614,761	8,062,526
C108	Manufacture of prepared animal feeds	8,786	28,436	186,419
C110	Manufacture of beverages	28,192	4,802,999	3,142,656
C120	Manufacture of tobacco products	26,476	127,194	294,452
C131	Spinning, weaving and finishing of textiles	414	3,180	75,238
C139	Manufacture of other textiles	2,397	3,323	55,049
C141	Manufacture of wearing apparel, except fur apparel	14,964	139,179	874,489
C142	Custom tailoring and dressmaking	119	153	3,711
C143	Manufacture of knitted and crocheted apparel	1,650	11,136	55,747
C151	Tanning and dressing of leather; manufacture of luggage and handbags	32,806	3,541	401,097
C152	Manufacture of footwear	6,864	15,057	51,497
C161	Sawmilling and planing of wood	S	S	S
C162	Manufacture of products of wood, cork, straw and plaiting materials	8,083	376,687	552,247
C170	Manufacture of paper and paper products	39,268	272,210	662,302
C181	Printing and service activities related to printing	12,138	11,729	285,287
C182	Reproduction of recorded media	S	S	S
C192	Manufacture of refined petroleum products	S	S	S
C199	Manufacture of other fuel products	S	S	S
C201	Manufacture of basic chemicals	37,143	952,910	1,551,045

Table 5.5 Number of Establishments and Expenses for Non-Industrial Service Done by Others by Type for Manufacturing Establishments by Region and Industry Group: Philippines, 2018

(Values are in thousand PhP, except number of establishments. Details may not add-up to total due to rounding and/or statistical disclosure control.)

Continued

2009 PSIC Code	Region / Industry Description	Expense for Non-Industrial Service Done by Others		
		Insurance Expense	Transport Service Expense	Other Non-Industrial Service
		(9)	(10)	(11)
C202	Manufacture of other chemical products, n.e.c.	53,273	363,268	12,194,356
C210	Manufacture of pharmaceuticals, medicinal chemical and botanical products	17,651	123,993	691,217
C221	Manufacture of rubber products	18,236	113,539	407,720
C222	Manufacture of plastics products	131,642	355,927	1,730,871
C231	Manufacture of glass and glass products	3,619	607,478	61,330
C239	Manufacture of non-metallic mineral products, n.e.c.	110,059	1,858,773	2,059,984
C241	Manufacture of basic iron and steel	27,004	250,090	1,144,895
C242	Manufacture of basic precious and other non-ferrous metals	7,899	19,672	46,218
C243	Casting of metals	19,833	53,664	301,921
C251	Manufacture of structural metal products, tanks, reservoirs and steam generators	39,642	99,899	696,304
C252	Manufacture of weapons and ammunition	S	S	S
C259	Manufacture of other fabricated metal products; metal working service activities	52,045	530,512	1,229,446
C261	Manufacture of electronic components	317,987	1,425,253	10,765,631
C262	Manufacture of computers and peripheral equipment and accessories	6,304	244,291	7,002,810
C263	Manufacture of communication equipment	608	26,103	117,870
C264	Manufacture of consumer electronics	7,227	86,076	344,361
C265	Manufacture of measuring, testing, navigating and control equipment; watches and clocks	270	7,837	27,205
C267	Manufacture of optical instruments and photographic equipment	6,130	21,732	211,535
C271	Manufacture of electric motors, generators, transformers and electricity distribution and control apparatus	15,786	94,412	376,426
C272	Manufacture of batteries and accumulators	S	S	S
C273	Manufacture of wiring and wiring devices	12,174	118,539	402,638
C274	Manufacture of electric lighting equipment	7,638	41,899	319,287
C275	Manufacture of domestic appliances	2,823	13,473	87,605
C279	Manufacture of other electrical equipment	4,846	21,151	5,123,077
C281	Manufacture of general purpose machinery	55,833	705,078	2,067,120

Table 5.5 Number of Establishments and Expenses for Non-Industrial Service Done by Others by Type for Manufacturing Establishments by Region and Industry Group: Philippines, 2018

(Values are in thousand PhP, except number of establishments. Details may not add-up to total due to rounding and/or statistical disclosure control.)

Continued

2009 PSIC Code	Region / Industry Description	Expense for Non-Industrial Service Done by Others		
		Insurance Expense	Transport Service Expense	Other Non-Industrial Service
		(9)	(10)	(11)
C282	Manufacture of special purpose machinery	30,227	268,047	696,527
C291	Manufacture of motor vehicles	31,091	59,389	1,035,550
C292	Manufacture of bodies (coachwork) for motor vehicles; manufacture of trailers and semi-trailers	1,108	12,325	62,506
C293	Manufacture of parts and accessories for motor vehicles	132,242	1,703,124	6,135,679
C301	Building of ships and boats	1,157	9,277	7,178
C302	Manufacture of railway locomotive and rolling stock	S	S	S
C303	Manufacture of air and spacecraft and related machinery	S	S	S
C309	Manufacture of transport equipment, n.e.c.	62,788	798,591	8,379,488
C310	Manufacture of furniture	7,125	28,882	148,460
C321	Manufacture of jewelry, bijouterie and related articles	835	2,507	6,361
C322	Manufacture of musical instruments	S	S	S
C323	Manufacture of sports goods	764	5,177	34,025
C324	Manufacture of games and toys	681	21	12,884
C325	Manufacture of medical and dental instruments and supplies	331,980	18,046	609,493
C329	Other manufacturing, n.e.c.	1,510	6,329	49,203
C331	Repair of fabricated metal products, machinery and equipment	15,259	15,959	314,864
C332	Installation of industrial machinery and equipment	S	S	S
	MIMAROPA	3,757	7,052	296,022
C101	Processing and preserving of meat	-	8	311
C102	Processing and preserving of fish, crustaceans and mollusks	S	S	S
C103	Processing and preserving of fruits and vegetables	S	S	S
C104	Manufacture of vegetable and animal oils and fats	37	53	31,899
C105	Manufacture of dairy products	-	9	-
C106	Manufacture of grain mill products, starches and starch products	1,308	1,636	79,008
C107	Manufacture of other food products	1,240	1,782	22,408
C110	Manufacture of beverages	-	62	1,580
C131	Spinning, weaving and finishing of textiles	1	9	77
C141	Manufacture of wearing apparel, except fur apparel	90	-	50
C142	Custom tailoring and dressmaking	94	47	151
C151	Tanning and dressing of leather; manufacture of luggage and handbags	-	29	-

Table 5.5 Number of Establishments and Expenses for Non-Industrial Service Done by Others by Type for Manufacturing Establishments by Region and Industry Group: Philippines, 2018

(Values are in thousand PhP, except number of establishments. Details may not add-up to total due to rounding and/or statistical disclosure control.)

Continued

2009 PSIC Code	Region / Industry Description	Expense for Non-Industrial Service Done by Others		
		Insurance Expense	Transport Service Expense	Other Non-Industrial Service
		(9)	(10)	(11)
C161	Sawmilling and planing of wood	70	85	-
C162	Manufacture of products of wood, cork, straw and plaiting materials	11	704	332
C181	Printing and service activities related to printing	29	427	1,729
C201	Manufacture of basic chemicals	-	-	68
C202	Manufacture of other chemical products, n.e.c.	S	S	S
C210	Manufacture of pharmaceuticals, medicinal chemical and botanical products	S	S	S
C222	Manufacture of plastics products	9	3	275
C239	Manufacture of non-metallic mineral products, n.e.c.	72	385	63
C241	Manufacture of basic iron and steel	-	18	6
C242	Manufacture of basic precious and other non-ferrous metals	S	S	S
C259	Manufacture of other fabricated metal products; metal working service activities	-	11	36
C282	Manufacture of special purpose machinery	S	S	S
C310	Manufacture of furniture	-	-	-
C331	Repair of fabricated metal products, machinery and equipment	6	-	31
V – Bicol Region		22,922	162,673	763,333
C101	Processing and preserving of meat	728	6,640	475
C102	Processing and preserving of fish, crustaceans and mollusks	162	7,404	11,070
C103	Processing and preserving of fruits and vegetables	83	16	195
C104	Manufacture of vegetable and animal oils and fats	1,468	90	91,139
C105	Manufacture of dairy products	4	15	1,214
C106	Manufacture of grain mill products, starches and starch products	3,688	-	19,187
C107	Manufacture of other food products	1,588	3,424	89,541
C108	Manufacture of prepared animal feeds	3,614	195	3,129
C110	Manufacture of beverages	1,923	106,240	46,516
C120	Manufacture of tobacco products	S	S	S
C131	Spinning, weaving and finishing of textiles	-	5	-
C139	Manufacture of other textiles	795	2,955	1,609
C141	Manufacture of wearing apparel, except fur apparel	-	167	165
C142	Custom tailoring and dressmaking	-	75	8

Table 5.5 Number of Establishments and Expenses for Non-Industrial Service Done by Others by Type for Manufacturing Establishments by Region and Industry Group: Philippines, 2018

(Values are in thousand PhP, except number of establishments. Details may not add-up to total due to rounding and/or statistical disclosure control.)

Continued

2009 PSIC Code	Region / Industry Description	Expense for Non-Industrial Service Done by Others		
		Insurance Expense	Transport Service Expense	Other Non-Industrial Service
		(9)	(10)	(11)
C151	Tanning and dressing of leather; manufacture of luggage and handbags	-	-	-
C152	Manufacture of footwear	-	1	-
C162	Manufacture of products of wood, cork, straw and plaiting materials	345	6,127	6,008
C170	Manufacture of paper and paper products	1,914	13,999	62,894
C181	Printing and service activities related to printing	822	5,665	6,655
C201	Manufacture of basic chemicals	-	-	-
C210	Manufacture of pharmaceuticals, medicinal chemical and botanical products	-	-	-
C231	Manufacture of glass and glass products	S	S	S
C239	Manufacture of non-metallic mineral products, n.e.c.	2,849	268	125,593
C241	Manufacture of basic iron and steel	331	269	7,146
C242	Manufacture of basic precious and other non-ferrous metals	S	S	S
C251	Manufacture of structural metal products, tanks, reservoirs and steam generators	70	64	553
C259	Manufacture of other fabricated metal products; metal working service activities	-	-	192
C281	Manufacture of general purpose machinery	2,397	7,552	4,091
C282	Manufacture of special purpose machinery	-	-	-
C293	Manufacture of parts and accessories for motor vehicles	-	3	11
C310	Manufacture of furniture	-	325	116
C329	Other manufacturing, n.e.c.	143	1,169	2,682
C331	Repair of fabricated metal products, machinery and equipment	-	-	489
VI – Western Visayas		144,845	1,065,186	1,729,922
C101	Processing and preserving of meat	2,372	4,995	26,639
C102	Processing and preserving of fish, crustaceans and mollusks	793	8,040	16,802
C103	Processing and preserving of fruits and vegetables	S	S	S
C104	Manufacture of vegetable and animal oils and fats	304	1,778	1,633
C105	Manufacture of dairy products	-	-	53
C106	Manufacture of grain mill products, starches and starch products	158	153	23,292
C107	Manufacture of other food products	89,436	133,131	673,778

Table 5.5 Number of Establishments and Expenses for Non-Industrial Service Done by Others by Type for Manufacturing Establishments by Region and Industry Group: Philippines, 2018

(Values are in thousand PhP, except number of establishments. Details may not add-up to total due to rounding and/or statistical disclosure control.)

Continued

2009 PSIC Code	Region / Industry Description	Expense for Non-Industrial Service Done by Others		
		Insurance Expense	Transport Service Expense	Other Non-Industrial Service
		(9)	(10)	(11)
C108	Manufacture of prepared animal feeds	2,047	157,323	50,390
C110	Manufacture of beverages	20,595	728,260	637,959
C131	Spinning, weaving and finishing of textiles	512	393	1,940
C139	Manufacture of other textiles	-	-	15
C141	Manufacture of wearing apparel, except fur apparel	44	1,182	3,178
C142	Custom tailoring and dressmaking	41	156	1,357
C161	Sawmilling and planing of wood	42	-	325
C162	Manufacture of products of wood, cork, straw and plaiting materials	147	577	3,255
C181	Printing and service activities related to printing	79	2,191	4,455
C192	Manufacture of refined petroleum products	S	S	S
C201	Manufacture of basic chemicals	22,428	404	222,474
C202	Manufacture of other chemical products, n.e.c.	S	S	S
C210	Manufacture of pharmaceuticals, medicinal chemical and botanical products	182	-	1,187
C221	Manufacture of rubber products	-	-	15
C222	Manufacture of plastics products	484	815	2,854
C231	Manufacture of glass and glass products	-	-	-
C239	Manufacture of non-metallic mineral products, n.e.c.	1,849	17,736	13,548
C241	Manufacture of basic iron and steel	476	3,218	4,888
C243	Casting of metals	92	395	1,396
C251	Manufacture of structural metal products, tanks, reservoirs and steam generators	47	166	3,411
C259	Manufacture of other fabricated metal products; metal working service activities	-	844	241
C265	Manufacture of measuring, testing, navigating and control equipment; watches and clocks	S	S	S
C267	Manufacture of optical instruments and photographic equipment	S	S	S
C282	Manufacture of special purpose machinery	180	-	5,335
C293	Manufacture of parts and accessories for motor vehicles	-	-	305
C310	Manufacture of furniture	530	1,951	4,576
C321	Manufacture of jewelry, bijouterie and related articles	74	-	597
C329	Other manufacturing, n.e.c.	1,177	1,347	18,734

Table 5.5 Number of Establishments and Expenses for Non-Industrial Service Done by Others by Type for Manufacturing Establishments by Region and Industry Group: Philippines, 2018

(Values are in thousand PhP, except number of establishments. Details may not add-up to total due to rounding and/or statistical disclosure control.)

Continued

2009 PSIC Code	Region / Industry Description	Expense for Non-Industrial Service Done by Others		
		Insurance Expense	Transport Service Expense	Other Non-Industrial Service
		(9)	(10)	(11)
C331	Repair of fabricated metal products, machinery and equipment	95	61	3,260
VII – Central Visayas		532,990	4,342,221	14,367,446
C101	Processing and preserving of meat	17,084	116,299	223,761
C102	Processing and preserving of fish, crustaceans and mollusks	17,175	65,237	278,444
C103	Processing and preserving of fruits and vegetables	3,467	91,533	121,514
C104	Manufacture of vegetable and animal oils and fats	8,988	36,963	269,365
C105	Manufacture of dairy products	10	41	1,137
C106	Manufacture of grain mill products, starches and starch products	5,064	33,346	73,362
C107	Manufacture of other food products	26,712	136,036	375,208
C108	Manufacture of prepared animal feeds	22,621	400,993	715,896
C110	Manufacture of beverages	28,310	839,742	930,683
C131	Spinning, weaving and finishing of textiles	98	463	6,043
C139	Manufacture of other textiles	2,295	3,151	24,462
C141	Manufacture of wearing apparel, except fur apparel	11,336	25,802	201,888
C142	Custom tailoring and dressmaking	-	376	1,001
C151	Tanning and dressing of leather; manufacture of luggage and handbags	S	S	S
C152	Manufacture of footwear	542	1,099	138,968
C161	Sawmilling and planing of wood	4,497	39,926	55,300
C162	Manufacture of products of wood, cork, straw and plaiting materials	2,262	3,032	65,546
C170	Manufacture of paper and paper products	8,174	49,323	196,772
C181	Printing and service activities related to printing	5,209	2,542	42,956
C201	Manufacture of basic chemicals	13,634	217,036	510,983
C202	Manufacture of other chemical products, n.e.c.	20,863	94,024	66,671
C210	Manufacture of pharmaceuticals, medicinal chemical and botanical products	2,006	45,323	220,227
C221	Manufacture of rubber products	3,596	15,760	148,388
C222	Manufacture of plastics products	14,525	41,725	57,836
C231	Manufacture of glass and glass products	500	16,382	51,411
C239	Manufacture of non-metallic mineral products, n.e.c.	57,240	633,196	6,067,299
C241	Manufacture of basic iron and steel	6,929	547,343	449,352

Table 5.5 Number of Establishments and Expenses for Non-Industrial Service Done by Others by Type for Manufacturing Establishments by Region and Industry Group: Philippines, 2018

(Values are in thousand PhP, except number of establishments. Details may not add-up to total due to rounding and/or statistical disclosure control.)

Continued

2009 PSIC Code	Region / Industry Description	Expense for Non-Industrial Service Done by Others		
		Insurance Expense	Transport Service Expense	Other Non-Industrial Service
		(9)	(10)	(11)
C242	Manufacture of basic precious and other non-ferrous metals	S	S	S
C243	Casting of metals	615	18,363	13,933
C251	Manufacture of structural metal products, tanks, reservoirs and steam generators	2,210	6,340	87,395
C252	Manufacture of weapons and ammunition	S	S	S
C259	Manufacture of other fabricated metal products; metal working service activities	9,484	119,952	221,334
C261	Manufacture of electronic components	114,727	220,105	573,019
C262	Manufacture of computers and peripheral equipment and accessories	S	S	S
C263	Manufacture of communication equipment	S	S	S
C264	Manufacture of consumer electronics	7,691	23,924	106,543
C265	Manufacture of measuring, testing, navigating and control equipment; watches and clocks	-	1,608	38,798
C267	Manufacture of optical instruments and photographic equipment	4,088	20,233	155,584
C271	Manufacture of electric motors, generators, transformers and electricity distribution and control apparatus	8,017	14,183	83,367
C273	Manufacture of wiring and wiring devices	S	S	S
C274	Manufacture of electric lighting equipment	938	1,188	11,712
C275	Manufacture of domestic appliances	S	S	S
C279	Manufacture of other electrical equipment	S	S	S
C281	Manufacture of general purpose machinery	598	46,457	23,332
C282	Manufacture of special purpose machinery	347	3,991	4,739
C291	Manufacture of motor vehicles	1,190	18,625	64,249
C293	Manufacture of parts and accessories for motor vehicles	12,105	48,340	210,060
C301	Building of ships and boats	14,204	1,450	136,957
C309	Manufacture of transport equipment, n.e.c.	1,437	70,978	144,783
C310	Manufacture of furniture	16,056	146,225	395,020
C321	Manufacture of jewelry, bijouterie and related articles	1,954	6,718	42,387
C322	Manufacture of musical instruments	S	S	S
C323	Manufacture of sports goods	S	S	S

Table 5.5 Number of Establishments and Expenses for Non-Industrial Service Done by Others by Type for Manufacturing Establishments by Region and Industry Group: Philippines, 2018

(Values are in thousand PhP, except number of establishments. Details may not add-up to total due to rounding and/or statistical disclosure control.)

Continued

2009 PSIC Code	Region / Industry Description	Expense for Non-Industrial Service Done by Others		
		Insurance Expense	Transport Service Expense	Other Non-Industrial Service
		(9)	(10)	(11)
C324	Manufacture of games and toys	S	S	S
C325	Manufacture of medical and dental instruments and supplies	7,976	81,363	106,034
C329	Other manufacturing, n.e.c.	5,584	2,995	17,719
C331	Repair of fabricated metal products, machinery and equipment	11,445	1,374	36,177
	VIII – Eastern Visayas	53,154	458,106	1,772,742
C101	Processing and preserving of meat	S	S	S
C102	Processing and preserving of fish, crustaceans and mollusks	688	-	8,446
C103	Processing and preserving of fruits and vegetables	-	-	25
C104	Manufacture of vegetable and animal oils and fats	12,680	5,388	101,780
C105	Manufacture of dairy products	S	S	S
C106	Manufacture of grain mill products, starches and starch products	476	635	2,572
C107	Manufacture of other food products	9,980	5,901	143,605
C110	Manufacture of beverages	2,721	284	129,357
C131	Spinning, weaving and finishing of textiles	-	-	122
C139	Manufacture of other textiles	S	S	S
C141	Manufacture of wearing apparel, except fur apparel	-	-	-
C142	Custom tailoring and dressmaking	-	-	-
C162	Manufacture of products of wood, cork, straw and plaiting materials	-	-	35
C170	Manufacture of paper and paper products	2,717	41,945	90,489
C181	Printing and service activities related to printing	381	770	1,309
C201	Manufacture of basic chemicals	965	97	65,498
C210	Manufacture of pharmaceuticals, medicinal chemical and botanical products	S	S	S
C222	Manufacture of plastics products	116	774	937
C231	Manufacture of glass and glass products	-	293	159
C239	Manufacture of non-metallic mineral products, n.e.c.	-	94	98
C241	Manufacture of basic iron and steel	-	-	-
C242	Manufacture of basic precious and other non-ferrous metals	S	S	S
C243	Casting of metals	S	S	S
C251	Manufacture of structural metal products, tanks, reservoirs and steam generators	-	-	-

Table 5.5 Number of Establishments and Expenses for Non-Industrial Service Done by Others by Type for Manufacturing Establishments by Region and Industry Group: Philippines, 2018

(Values are in thousand PhP, except number of establishments. Details may not add-up to total due to rounding and/or statistical disclosure control.)

Continued

2009 PSIC Code	Region / Industry Description	Expense for Non-Industrial Service Done by Others		
		Insurance Expense	Transport Service Expense	Other Non-Industrial Service
		(9)	(10)	(11)
C259	Manufacture of other fabricated metal products; metal working service activities	-	2	13
C273	Manufacture of wiring and wiring devices	S	S	S
C282	Manufacture of special purpose machinery	S	S	S
C310	Manufacture of furniture	-	-	-
C321	Manufacture of jewelry, bijouterie and related articles	-	-	92
C329	Other manufacturing, n.e.c.	20	118	48
C331	Repair of fabricated metal products, machinery and equipment	474	-	4,377
	IX – Zamboanga Peninsula	23,839	292,494	1,295,915
C101	Processing and preserving of meat	102	286	2,942
C102	Processing and preserving of fish, crustaceans and mollusks	16,918	241,845	1,047,684
C104	Manufacture of vegetable and animal oils and fats	933	20,398	57,668
C105	Manufacture of dairy products	-	3	7
C106	Manufacture of grain mill products, starches and starch products	1,102	-	8,510
C107	Manufacture of other food products	466	1,132	33,632
C108	Manufacture of prepared animal feeds	S	S	S
C110	Manufacture of beverages	2,323	-	66,172
C139	Manufacture of other textiles	S	S	S
C142	Custom tailoring and dressmaking	-	-	1,932
C161	Sawmilling and planing of wood	-	-	-
C162	Manufacture of products of wood, cork, straw and plaiting materials	S	S	S
C181	Printing and service activities related to printing	377	-	4,720
C221	Manufacture of rubber products	379	1,555	27,424
C222	Manufacture of plastics products	203	408	223
C231	Manufacture of glass and glass products	-	-	-
C239	Manufacture of non-metallic mineral products, n.e.c.	-	13	511
C241	Manufacture of basic iron and steel	53	15	2,526
C251	Manufacture of structural metal products, tanks, reservoirs and steam generators	-	-	319
C259	Manufacture of other fabricated metal products; metal working service activities	946	24,835	27,029
C310	Manufacture of furniture	30	297	2,227
C321	Manufacture of jewelry, bijouterie and related articles	S	S	S

Table 5.5 Number of Establishments and Expenses for Non-Industrial Service Done by Others by Type for Manufacturing Establishments by Region and Industry Group: Philippines, 2018

(Values are in thousand PhP, except number of establishments. Details may not add-up to total due to rounding and/or statistical disclosure control.)

Continued

2009 PSIC Code	Region / Industry Description	Expense for Non-Industrial Service Done by Others		
		Insurance Expense	Transport Service Expense	Other Non-Industrial Service
		(9)	(10)	(11)
C329	Other manufacturing, n.e.c.	7	90	-
C331	Repair of fabricated metal products, machinery and equipment	-	166	998
	X – Northern Mindanao	77,215	855,447	3,160,968
C101	Processing and preserving of meat	1,260	869	150
C102	Processing and preserving of fish, crustaceans and mollusks	S	S	S
C103	Processing and preserving of fruits and vegetables	4,659	1,568	107,442
C104	Manufacture of vegetable and animal oils and fats	6,317	103,259	121,034
C105	Manufacture of dairy products	170	1,482	338
C106	Manufacture of grain mill products, starches and starch products	18,698	217,504	295,711
C107	Manufacture of other food products	4,859	14,311	984,314
C108	Manufacture of prepared animal feeds	-	-	272
C110	Manufacture of beverages	6,986	319,443	523,982
C131	Spinning, weaving and finishing of textiles	-	-	-
C139	Manufacture of other textiles	-	-	136
C141	Manufacture of wearing apparel, except fur apparel	245	92	673
C142	Custom tailoring and dressmaking	5	236	10
C152	Manufacture of footwear	276	3,568	7,931
C161	Sawmilling and planing of wood	15	4,222	2,429
C162	Manufacture of products of wood, cork, straw and plaiting materials	102	328	26,175
C170	Manufacture of paper and paper products	5,568	36,265	117,883
C181	Printing and service activities related to printing	489	570	1,911
C192	Manufacture of refined petroleum products	65	327	-
C201	Manufacture of basic chemicals	9,161	57,798	342,004
C202	Manufacture of other chemical products, n.e.c.	3,680	56,569	44,374
C210	Manufacture of pharmaceuticals, medicinal chemical and botanical products	S	S	S
C221	Manufacture of rubber products	S	S	S
C222	Manufacture of plastics products	1,455	4,237	228,643
C231	Manufacture of glass and glass products	96	300	-
C239	Manufacture of non-metallic mineral products, n.e.c.	8,027	3,679	218,682
C241	Manufacture of basic iron and steel	776	4,810	60,025
C243	Casting of metals	-	-	-

Table 5.5 Number of Establishments and Expenses for Non-Industrial Service Done by Others by Type for Manufacturing Establishments by Region and Industry Group: Philippines, 2018

(Values are in thousand PhP, except number of establishments. Details may not add-up to total due to rounding and/or statistical disclosure control.)

Continued

2009 PSIC Code	Region / Industry Description	Expense for Non-Industrial Service Done by Others		
		Insurance Expense	Transport Service Expense	Other Non-Industrial Service
		(9)	(10)	(11)
C251	Manufacture of structural metal products, tanks, reservoirs and steam generators	1,185	3,204	23,402
C259	Manufacture of other fabricated metal products; metal working service activities	109	-	1,448
C264	Manufacture of consumer electronics	S	S	S
C271	Manufacture of electric motors, generators, transformers and electricity distribution and control apparatus	S	S	S
C281	Manufacture of general purpose machinery	S	S	S
C282	Manufacture of special purpose machinery	S	S	S
C291	Manufacture of motor vehicles	-	-	18
C293	Manufacture of parts and accessories for motor vehicles	-	-	-
C310	Manufacture of furniture	576	1,131	4,113
C321	Manufacture of jewelry, bijouterie and related articles	S	S	S
C324	Manufacture of games and toys	S	S	S
C329	Other manufacturing, n.e.c.	S	S	S
C331	Repair of fabricated metal products, machinery and equipment	1,129	5,143	25,912
	XI – Davao Region	167,524	1,830,917	5,846,850
C101	Processing and preserving of meat	176	6,752	30,433
C102	Processing and preserving of fish, crustaceans and mollusks	512	-	6,733
C103	Processing and preserving of fruits and vegetables	352	38,656	67,866
C104	Manufacture of vegetable and animal oils and fats	22,192	182,436	397,019
C105	Manufacture of dairy products	-	32	-
C106	Manufacture of grain mill products, starches and starch products	1,113	9,852	23,133
C107	Manufacture of other food products	16,957	58,690	306,622
C108	Manufacture of prepared animal feeds	39,761	892,325	750,489
C110	Manufacture of beverages	20,835	381,504	563,797
C120	Manufacture of tobacco products	S	S	S
C139	Manufacture of other textiles	380	2,361	8,077
C141	Manufacture of wearing apparel, except fur apparel	207	3,916	2,492
C142	Custom tailoring and dressmaking	-	35	9,754
C152	Manufacture of footwear	-	-	241
C161	Sawmilling and planing of wood	833	915	15

Table 5.5 Number of Establishments and Expenses for Non-Industrial Service Done by Others by Type for Manufacturing Establishments by Region and Industry Group: Philippines, 2018

(Values are in thousand PhP, except number of establishments. Details may not add-up to total due to rounding and/or statistical disclosure control.)

Continued

2009 PSIC Code	Region / Industry Description	Expense for Non-Industrial Service Done by Others		
		Insurance Expense	Transport Service Expense	Other Non-Industrial Service
		(9)	(10)	(11)
C162	Manufacture of products of wood, cork, straw and plaiting materials	3,021	6,245	85,315
C170	Manufacture of paper and paper products	6,653	50,449	326,749
C181	Printing and service activities related to printing	5,596	3,467	62,758
C192	Manufacture of refined petroleum products	S	S	S
C201	Manufacture of basic chemicals	1,294	190	18,215
C202	Manufacture of other chemical products, n.e.c.	159	51,237	419,300
C210	Manufacture of pharmaceuticals, medicinal chemical and botanical products	2,306	71	1,123
C221	Manufacture of rubber products	48	94	180
C222	Manufacture of plastics products	10,929	16,311	278,830
C231	Manufacture of glass and glass products	170	27	889
C239	Manufacture of non-metallic mineral products, n.e.c.	27,500	76,576	689,738
C241	Manufacture of basic iron and steel	1,322	-	33,968
C242	Manufacture of basic precious and other non-ferrous metals	341	-	16,092
C243	Casting of metals	S	S	S
C251	Manufacture of structural metal products, tanks, reservoirs and steam generators	1,036	6,427	26,801
C252	Manufacture of weapons and ammunition	S	S	S
C259	Manufacture of other fabricated metal products; metal working service activities	195	2,343	8,443
C265	Manufacture of measuring, testing, navigating and control equipment; watches and clocks	S	S	S
C271	Manufacture of electric motors, generators, transformers and electricity distribution and control apparatus	S	S	S
C275	Manufacture of domestic appliances	52	-	757
C281	Manufacture of general purpose machinery	-	-	212
C282	Manufacture of special purpose machinery	469	4,689	11,120
C291	Manufacture of motor vehicles	S	S	S
C293	Manufacture of parts and accessories for motor vehicles	-	-	94
C301	Building of ships and boats	S	S	S
C310	Manufacture of furniture	1,502	2,099	27,159
C321	Manufacture of jewelry, bijouterie and related articles	-	809	-

Table 5.5 Number of Establishments and Expenses for Non-Industrial Service Done by Others by Type for Manufacturing Establishments by Region and Industry Group: Philippines, 2018

(Values are in thousand PhP, except number of establishments. Details may not add-up to total due to rounding and/or statistical disclosure control.)

Continued

2009 PSIC Code	Region / Industry Description	Expense for Non-Industrial Service Done by Others		
		Insurance Expense	Transport Service Expense	Other Non-Industrial Service
		(9)	(10)	(11)
C329	Other manufacturing, n.e.c.	119	211	1,650
C331	Repair of fabricated metal products, machinery and equipment	660	464	12,873
	XII – SOCCSKSARGEN	32,332	325,591	1,293,854
C101	Processing and preserving of meat	946	1,126	15,284
C102	Processing and preserving of fish, crustaceans and mollusks	12,066	116,009	643,980
C103	Processing and preserving of fruits and vegetables	S	S	S
C104	Manufacture of vegetable and animal oils and fats	2,624	141,558	215,905
C105	Manufacture of dairy products	-	-	120
C106	Manufacture of grain mill products, starches and starch products	4,016	5,401	33,396
C107	Manufacture of other food products	861	13,524	90,201
C108	Manufacture of prepared animal feeds	300	3,066	10,880
C110	Manufacture of beverages	1,038	-	2,206
C131	Spinning, weaving and finishing of textiles	-	-	87
C139	Manufacture of other textiles	-	-	48
C141	Manufacture of wearing apparel, except fur apparel	372	77	597
C142	Custom tailoring and dressmaking	43	-	5,960
C161	Sawmilling and planing of wood	69	106	182
C162	Manufacture of products of wood, cork, straw and plaiting materials	798	1,176	2,347
C170	Manufacture of paper and paper products	399	9,512	4,092
C181	Printing and service activities related to printing	186	4,707	7,302
C192	Manufacture of refined petroleum products	S	S	S
C201	Manufacture of basic chemicals	38	391	11,052
C202	Manufacture of other chemical products, n.e.c.	S	S	S
C221	Manufacture of rubber products	S	S	S
C222	Manufacture of plastics products	S	S	S
C231	Manufacture of glass and glass products	S	S	S
C239	Manufacture of non-metallic mineral products, n.e.c.	-	-	1,198
C241	Manufacture of basic iron and steel	90	336	1,051
C243	Casting of metals	S	S	S
C251	Manufacture of structural metal products, tanks, reservoirs and steam generators	-	3,095	89,336

Table 5.5 Number of Establishments and Expenses for Non-Industrial Service Done by Others by Type for Manufacturing Establishments by Region and Industry Group: Philippines, 2018

(Values are in thousand PhP, except number of establishments. Details may not add-up to total due to rounding and/or statistical disclosure control.)

Continued

2009 PSIC Code	Region / Industry Description	Expense for Non-Industrial Service Done by Others		
		Insurance Expense	Transport Service Expense	Other Non-Industrial Service
		(9)	(10)	(11)
C259	Manufacture of other fabricated metal products; metal working service activities	1,189	17,053	61,497
C301	Building of ships and boats	S	S	S
C310	Manufacture of furniture	520	541	7,326
C323	Manufacture of sports goods	S	S	S
C331	Repair of fabricated metal products, machinery and equipment	6,380	7,668	25,553
	XIII – Caraga	28,625	79,978	546,178
C101	Processing and preserving of meat	471	63	899
C102	Processing and preserving of fish, crustaceans and mollusks	S	S	S
C103	Processing and preserving of fruits and vegetables	S	S	S
C104	Manufacture of vegetable and animal oils and fats	1,942	7,362	100,157
C106	Manufacture of grain mill products, starches and starch products	617	110	1,596
C107	Manufacture of other food products	599	4,552	14,677
C108	Manufacture of prepared animal feeds	-	-	3
C110	Manufacture of beverages	-	2	7
C139	Manufacture of other textiles	-	-	46
C141	Manufacture of wearing apparel, except fur apparel	81	-	139
C142	Custom tailoring and dressmaking	-	-	482
C161	Sawmilling and planing of wood	949	133	311
C162	Manufacture of products of wood, cork, straw and plaiting materials	1,263	55,092	59,021
C181	Printing and service activities related to printing	685	-	4,799
C201	Manufacture of basic chemicals	S	S	S
C202	Manufacture of other chemical products, n.e.c.	426	2,498	13,766
C231	Manufacture of glass and glass products	S	S	S
C239	Manufacture of non-metallic mineral products, n.e.c.	4,607	5,236	50,121
C241	Manufacture of basic iron and steel	-	-	88
C242	Manufacture of basic precious and other non-ferrous metals	S	S	S
C259	Manufacture of other fabricated metal products; metal working service activities	43	151	184
C275	Manufacture of domestic appliances	-	-	9
C301	Building of ships and boats	S	S	S
C309	Manufacture of transport equipment, n.e.c.	-	-	85

Table 5.5 Number of Establishments and Expenses for Non-Industrial Service Done by Others by Type for Manufacturing Establishments by Region and Industry Group: Philippines, 2018

(Values are in thousand PhP, except number of establishments. Details may not add-up to total due to rounding and/or statistical disclosure control.)

Concluded

2009 PSIC Code	Region / Industry Description	Expense for Non-Industrial Service Done by Others		
		Insurance Expense	Transport Service Expense	Other Non-Industrial Service
		(9)	(10)	(11)
C310	Manufacture of furniture	-	-	894
C321	Manufacture of jewelry, bijouterie and related articles	-	-	-
C324	Manufacture of games and toys	-	-	128
C329	Other manufacturing, n.e.c.	-	168	-
C331	Repair of fabricated metal products, machinery and equipment	71	79	2,506
	Autonomous Region in Muslim Mindanao	8,980	128,419	145,916
C104	Manufacture of vegetable and animal oils and fats	S	S	S
C106	Manufacture of grain mill products, starches and starch products	7,598	122,050	103,553
C107	Manufacture of other food products	1,342	6,370	6,882
C108	Manufacture of prepared animal feeds	-	-	-
C110	Manufacture of beverages	-	-	446
C142	Custom tailoring and dressmaking	-	-	100
C181	Printing and service activities related to printing	-	-	-
C221	Manufacture of rubber products	S	S	S
C239	Manufacture of non-metallic mineral products, n.e.c.	-	-	-
C251	Manufacture of structural metal products, tanks, reservoirs and steam generators	-	-	111
C310	Manufacture of furniture	-	-	25

Notes: "-" – zero value

S – suppressed

Source: Philippine Statistics Authority, 2018 Census of Philippine Business and Industry

Table 5.6 Number of Establishments and Cost by Type for Manufacturing Establishments by Region and Industry Group:
Philippines, 2018

(Values are in thousand PhP,. Except Number of Establishment. Details may not add-up to total due to rounding and/or statistical disclosure control.)

2009 PSIC Code	Region / Industry Description	Number of Establishments	Cost		
			Total	Raw Materials Purchased	Other Materials and Supplies Purchased
		(1)	(2)	(3)	(4)
	Philippines	28,968	4,849,646,437	3,201,787,289	210,748,213
C101	Processing and preserving of meat	299	92,630,192	66,561,113	2,287,877
C102	Processing and preserving of fish, crustaceans and mollusks	278	96,605,314	68,698,531	2,598,771
C103	Processing and preserving of fruits and vegetables	169	91,588,786	29,733,041	6,444,998
C104	Manufacture of vegetable and animal oils and fats	140	138,846,289	111,929,511	3,610,788
C105	Manufacture of dairy products	99	65,792,648	37,639,545	3,502,482
C106	Manufacture of grain mill products, starches and starch products	1,701	117,400,289	89,595,577	2,019,546
C107	Manufacture of other food products	9,084	273,523,364	169,372,059	12,346,347
C108	Manufacture of prepared animal feeds	199	153,899,888	108,989,915	9,816,528
C110	Manufacture of beverages	3,986	316,387,290	144,839,321	11,065,090
C120	Manufacture of tobacco products	17	66,700,287	13,272,558	141,321
C131	Spinning, weaving and finishing of textiles	125	8,429,089	4,939,247	369,726
C139	Manufacture of other textiles	236	11,044,100	8,172,628	328,634
C141	Manufacture of wearing apparel, except fur apparel	880	40,142,074	25,364,519	1,943,384
C142	Custom tailoring and dressmaking	790	1,397,742	678,300	69,319
C143	Manufacture of knitted and crocheted apparel	40	4,247,848	2,562,559	253,789
C151	Tanning and dressing of leather; manufacture of luggage and handbags	107	18,579,271	14,376,237	620,496
C152	Manufacture of footwear	140	6,362,929	4,511,821	226,537
C161	Sawmilling and planing of wood	59	2,197,655	1,326,087	117,257
C162	Manufacture of products of wood, cork, straw and plaiting materials	333	42,964,439	35,589,748	2,135,316
C170	Manufacture of paper and paper products	330	105,772,075	78,428,835	5,216,637
C181	Printing and service activities related to printing	2,566	31,389,381	20,487,807	2,097,831
C182	Reproduction of recorded media	4	234,652	83,195	12,126
C192	Manufacture of refined petroleum products	15	359,257,717	317,867,878	3,042,606
C199	Manufacture of other fuel products	3	3,701,183	2,869,064	16,592
C201	Manufacture of basic chemicals	190	119,893,458	91,975,731	870,390
C202	Manufacture of other chemical products, n.e.c.	357	194,224,620	117,557,452	3,665,569
C203	Manufacture of man-made fibers	S	S	S	S
C210	Manufacture of pharmaceuticals, medicinal chemical and botanical products	117	59,403,862	19,563,339	1,435,333
C221	Manufacture of rubber products	134	23,445,939	10,686,247	1,253,452
C222	Manufacture of plastics products	834	131,921,299	96,574,736	8,372,261

Continued

Table 5.6 Number of Establishments and Cost by Type for Manufacturing Establishments by Region and Industry Group:
Philippines, 2018

(Values are in thousand PhP,. Except Number of Establishment. Details may not add-up to total due to rounding and/or statistical disclosure control.)

Continued

2009 PSIC Code	Region / Industry Description	Number of Establishments	Cost		
			Total	Raw Materials Purchased	Other Materials and Supplies Purchased
		(1)	(2)	(3)	(4)
C231	Manufacture of glass and glass products	104	23,345,805	10,698,522	3,621,021
C239	Manufacture of non-metallic mineral products, n.e.c.	846	184,202,236	98,582,684	11,923,421
C241	Manufacture of basic iron and steel	319	189,111,320	116,994,699	4,259,821
C242	Manufacture of basic precious and other non-ferrous metals	26	137,530,352	96,912,425	4,908,222
C243	Casting of metals	59	12,995,056	8,885,627	1,255,870
C251	Manufacture of structural metal products, tanks, reservoirs and steam generators	469	37,808,653	28,155,835	2,249,256
C252	Manufacture of weapons and ammunition	12	426,177	266,593	3,945
C259	Manufacture of other fabricated metal products; metal working service activities	859	79,346,186	57,436,101	4,509,689
C261	Manufacture of electronic components	138	427,454,567	267,356,927	33,076,190
C262	Manufacture of computers and peripheral equipment and accessories	32	233,634,169	204,435,885	4,824,320
C263	Manufacture of communication equipment	13	8,121,737	6,629,792	278,879
C264	Manufacture of consumer electronics	27	21,870,687	16,311,479	941,014
C265	Manufacture of measuring, testing, navigating and control equipment; watches and clocks	25	3,605,528	2,778,476	235,197
C267	Manufacture of optical instruments and photographic equipment	24	18,490,250	14,322,673	1,140,511
C271	Manufacture of electric motors, generators, transformers and electricity distribution and control apparatus	84	16,662,694	13,107,340	472,132
C272	Manufacture of batteries and accumulators	6	10,201,562	7,349,140	358,966
C273	Manufacture of wiring and wiring devices	53	36,456,330	31,782,531	469,799
C274	Manufacture of electric lighting equipment	34	8,692,961	6,430,146	538,148
C275	Manufacture of domestic appliances	36	13,072,436	10,607,577	148,057
C279	Manufacture of other electrical equipment	35	64,681,646	49,880,962	669,975
C281	Manufacture of general purpose machinery	102	82,155,908	64,162,035	2,160,316
C282	Manufacture of special purpose machinery	162	33,342,287	23,269,804	1,410,908
C291	Manufacture of motor vehicles	40	50,267,286	14,411,757	28,074,562
C292	Manufacture of bodies (coachwork) for motor vehicles; manufacture of trailers and semi-trailers	24	2,159,468	1,409,680	122,031

Table 5.6 Number of Establishments and Cost by Type for Manufacturing Establishments by Region and Industry Group:
Philippines, 2018

(Values are in thousand PhP,. Except Number of Establishment. Details may not add-up to total due to rounding and/or statistical disclosure control.)

Continued

2009 PSIC Code	Region / Industry Description	Number of Establishments	Cost		
			Total	Raw Materials Purchased	Other Materials and Supplies Purchased
		(1)	(2)	(3)	(4)
C293	Manufacture of parts and accessories for motor vehicles	119	201,278,924	154,544,700	7,629,025
C301	Building of ships and boats	29	108,470,226	26,885,802	592,355
C302	Manufacture of railway locomotive and rolling stock	S	S	S	S
C303	Manufacture of air and spacecraft and related machinery	8	39,784,588	27,619,699	926,371
C309	Manufacture of transport equipment, n.e.c.	67	118,720,649	82,890,709	1,333,877
C310	Manufacture of furniture	852	28,266,158	19,588,257	1,503,705
C321	Manufacture of jewelry, bijouterie and related articles	99	1,960,680	1,433,709	71,423
C322	Manufacture of musical instruments	4	82,565	54,738	3,858
C323	Manufacture of sports goods	17	3,335,278	2,301,302	65,224
C324	Manufacture of games and toys	28	2,410,294	1,649,250	117,859
C325	Manufacture of medical and dental instruments and supplies	56	38,076,976	26,298,569	2,268,345
C329	Other manufacturing, n.e.c.	204	6,206,061	4,484,152	243,118
C331	Repair of fabricated metal products, machinery and equipment	712	25,345,925	5,740,174	2,367,459
C332	Installation of industrial machinery and equipment	6	176,935	38,617	76,936
National Capital Region		4,636	1,011,131,129	597,964,127	35,825,637
C101	Processing and preserving of meat	34	18,303,685	12,818,629	530,430
C102	Processing and preserving of fish, crustaceans and mollusks	29	24,770,005	16,371,396	360,691
C103	Processing and preserving of fruits and vegetables	36	50,648,483	3,633,117	5,620,508
C104	Manufacture of vegetable and animal oils and fats	19	44,868,053	38,854,125	633,825
C105	Manufacture of dairy products	26	12,043,319	7,207,710	246,016
C106	Manufacture of grain mill products, starches and starch products	15	34,530,989	27,215,330	731,603
C107	Manufacture of other food products	1,002	80,771,728	49,997,026	3,910,950
C108	Manufacture of prepared animal feeds	14	26,837,718	23,009,533	30,909
C110	Manufacture of beverages	204	96,067,147	21,871,857	249,238
C120	Manufacture of tobacco products	5	46,146,509	8,805,971	62,170
C131	Spinning, weaving and finishing of textiles	33	1,460,887	883,035	46,982
C139	Manufacture of other textiles	93	6,904,867	5,376,440	164,283
C141	Manufacture of wearing apparel, except fur apparel	325	19,591,688	14,582,180	578,981
C142	Custom tailoring and dressmaking	80	784,242	426,676	9,443
C143	Manufacture of knitted and crocheted apparel	21	2,592,582	1,628,866	47,576
C151	Tanning and dressing of leather; manufacture of luggage and handbags	31	1,698,143	1,340,972	15,329

Table 5.6 Number of Establishments and Cost by Type for Manufacturing Establishments by Region and Industry Group:
Philippines, 2018

(Values are in thousand PhP,. Except Number of Establishment. Details may not add-up to total due to rounding and/or statistical disclosure control.)

Continued

2009 PSIC Code	Region / Industry Description	Number of Establishments	Cost		
			Total	Raw Materials Purchased	Other Materials and Supplies Purchased
		(1)	(2)	(3)	(4)
C152	Manufacture of footwear	61	2,057,757	1,632,604	65,758
C161	Sawmilling and planing of wood	5	285,895	169,833	26,598
C162	Manufacture of products of wood, cork, straw and plaiting materials	29	983,433	747,866	82,180
C170	Manufacture of paper and paper products	154	52,369,887	42,037,209	2,380,206
C181	Printing and service activities related to printing	656	19,465,220	12,405,601	1,466,388
C192	Manufacture of refined petroleum products	4	467,290	399,590	8,025
C199	Manufacture of other fuel products	S	S	S	S
C201	Manufacture of basic chemicals	43	17,156,301	13,280,916	176,944
C202	Manufacture of other chemical products, n.e.c.	166	105,553,636	63,044,679	913,126
C203	Manufacture of man-made fibers	S	S	S	S
C210	Manufacture of pharmaceuticals, medicinal chemical and botanical products	29	37,768,192	7,299,690	296,580
C221	Manufacture of rubber products	53	6,088,613	4,083,205	226,270
C222	Manufacture of plastics products	350	54,369,482	40,145,927	4,096,930
C231	Manufacture of glass and glass products	31	10,901,851	5,938,293	2,421,211
C239	Manufacture of non-metallic mineral products, n.e.c.	65	12,104,838	8,169,568	298,788
C241	Manufacture of basic iron and steel	82	55,628,753	47,904,951	1,518,454
C242	Manufacture of basic precious and other non-ferrous metals	4	7,360,391	6,613,960	42,353
C243	Casting of metals	18	1,915,869	1,364,872	245,377
C251	Manufacture of structural metal products, tanks, reservoirs and steam generators	141	17,067,020	13,148,379	1,532,525
C252	Manufacture of weapons and ammunition	4	329,746	204,046	2,657
C259	Manufacture of other fabricated metal products; metal working service activities	168	23,226,718	18,177,735	963,707
C261	Manufacture of electronic components	9	25,863,889	13,390,383	3,920,474
C262	Manufacture of computers and peripheral equipment and accessories	S	S	S	S
C264	Manufacture of consumer electronics	8	381,650	213,757	4,840
C265	Manufacture of measuring, testing, navigating and control equipment; watches and clocks	8	399,131	342,467	12,151
C267	Manufacture of optical instruments and photographic equipment	S	S	S	S
C271	Manufacture of electric motors, generators, transformers and electricity distribution and control apparatus	17	1,076,705	939,510	7,554

Table 5.6 Number of Establishments and Cost by Type for Manufacturing Establishments by Region and Industry Group:
Philippines, 2018

(Values are in thousand PhP,. Except Number of Establishment. Details may not add-up to total due to rounding and/or statistical disclosure control.)

Continued

2009 PSIC Code	Region / Industry Description	Number of Establishments	Cost		
			Total	Raw Materials Purchased	Other Materials and Supplies Purchased
		(1)	(2)	(3)	(4)
C272	Manufacture of batteries and accumulators	S	S	S	S
C273	Manufacture of wiring and wiring devices	21	9,104,950	8,335,017	34,235
C274	Manufacture of electric lighting equipment	9	619,257	537,602	11,860
C275	Manufacture of domestic appliances	12	9,762,093	7,951,414	25,235
C279	Manufacture of other electrical equipment	6	162,318	122,683	5,070
C281	Manufacture of general purpose machinery	34	11,449,707	5,773,854	78,914
C282	Manufacture of special purpose machinery	30	1,769,820	1,040,561	59,688
C291	Manufacture of motor vehicles	9	251,244	213,165	1,114
C292	Manufacture of bodies (coachwork) for motor vehicles; manufacture of trailers and semi-trailers	11	847,370	594,461	73,855
C293	Manufacture of parts and accessories for motor vehicles	15	9,937,406	8,042,735	166,843
C301	Building of ships and boats	5	71,169	2,235	23,501
C303	Manufacture of air and spacecraft and related machinery	S	S	S	S
C309	Manufacture of transport equipment, n.e.c.	10	15,207,264	13,012,262	97,782
C310	Manufacture of furniture	154	13,448,776	10,111,833	321,058
C321	Manufacture of jewelry, bijouterie and related articles	11	131,151	95,534	5,367
C322	Manufacture of musical instruments	S	S	S	S
C323	Manufacture of sports goods	3	653,945	312,281	11,412
C324	Manufacture of games and toys	8	205,003	133,041	3,394
C325	Manufacture of medical and dental instruments and supplies	11	581,326	393,873	14,510
C329	Other manufacturing, n.e.c.	42	2,309,973	1,811,648	52,916
C331	Repair of fabricated metal products, machinery and equipment	161	11,726,506	2,355,918	759,401
C332	Installation of industrial machinery and equipment	4	55,457	32,797	9,393
	Cordillera Administrative Region	685	31,698,767	22,839,056	2,531,779
C101	Processing and preserving of meat	6	28,932	3,519	2,968
C102	Processing and preserving of fish, crustaceans and mollusks	8	43,151	37,604	908
C103	Processing and preserving of fruits and vegetables	6	394,066	255,940	18,919
C105	Manufacture of dairy products	S	S	S	S
C106	Manufacture of grain mill products, starches and starch products	100	14,554	5,262	709
C107	Manufacture of other food products	140	1,126,854	802,061	59,395
C110	Manufacture of beverages	190	263,327	51,684	86,555

Table 5.6 Number of Establishments and Cost by Type for Manufacturing Establishments by Region and Industry Group:
Philippines, 2018*(Values are in thousand PhP,. Except Number of Establishment. Details may not add-up to total due to rounding and/or statistical disclosure control.)**Continued*

2009 PSIC Code	Region / Industry Description	Number of Establishments	Cost		
			Total	Raw Materials Purchased	Other Materials and Supplies Purchased
		(1)	(2)	(3)	(4)
C131	Spinning, weaving and finishing of textiles	13	25,526	10,925	2,352
C139	Manufacture of other textiles	6	31,465	3,793	8,103
C141	Manufacture of wearing apparel, except fur apparel	S	S	S	S
C142	Custom tailoring and dressmaking	43	51,586	23,456	8,533
C162	Manufacture of products of wood, cork, straw and plaiting materials	6	2,430	245	322
C181	Printing and service activities related to printing	75	64,019	27,304	4,421
C201	Manufacture of basic chemicals	3	11,410	4,197	5,069
C221	Manufacture of rubber products	5	212	32	1
C222	Manufacture of plastics products	S	S	S	S
C231	Manufacture of glass and glass products	S	S	S	S
C239	Manufacture of non-metallic mineral products, n.e.c.	23	219,673	153,032	2,287
C241	Manufacture of basic iron and steel	5	46,944	7,095	9,246
C251	Manufacture of structural metal products, tanks, reservoirs and steam generators	10	11,461	4,863	2,115
C259	Manufacture of other fabricated metal products; metal working service activities	19	9,512	1,416	1,847
C261	Manufacture of electronic components	S	S	S	S
C303	Manufacture of air and spacecraft and related machinery	S	S	S	S
C310	Manufacture of furniture	17	44,194	12,447	15,724
C321	Manufacture of jewelry, bijouterie and related articles	S	S	S	S
	I – Ilocos Region	953	25,703,862	12,801,643	848,711
C101	Processing and preserving of meat	12	717,449	188,799	45,252
C102	Processing and preserving of fish, crustaceans and mollusks	33	1,719,471	1,386,593	40,930
C103	Processing and preserving of fruits and vegetables	3	175,351	80,617	9,786
C105	Manufacture of dairy products	S	S	S	S
C106	Manufacture of grain mill products, starches and starch products	71	651,893	508,047	8,826
C107	Manufacture of other food products	347	2,686,494	1,814,589	78,553
C108	Manufacture of prepared animal feeds	3	71,113	37,503	13,102
C110	Manufacture of beverages	140	1,205,082	7,276	6,021
C120	Manufacture of tobacco products	S	S	S	S
C131	Spinning, weaving and finishing of textiles	5	2,233	1,170	215

Table 5.6 Number of Establishments and Cost by Type for Manufacturing Establishments by Region and Industry Group:
Philippines, 2018

(Values are in thousand Php,. Except Number of Establishment. Details may not add-up to total due to rounding and/or statistical disclosure control.)

Continued

Continued					
2009 PSIC Code	Region / Industry Description	Number of Establishments	Cost		
			Total	Raw Materials Purchased	Other Materials and Supplies Purchased
		(1)	(2)	(3)	(4)
C141	Manufacture of wearing apparel, except fur apparel	5	7,036	6,056	67
C142	Custom tailoring and dressmaking	42	26,937	17,325	1,562
C152	Manufacture of footwear	6	2,078	998	62
C162	Manufacture of products of wood, cork, straw and plaiting materials	13	11,009	8,606	636
C170	Manufacture of paper and paper products	9	1,728,354	735,857	200,132
C181	Printing and service activities related to printing	112	192,360	101,394	31,053
C201	Manufacture of basic chemicals	6	2,158,978	21,928	3,677
C210	Manufacture of pharmaceuticals, medicinal chemical and botanical products	S	S	S	S
C221	Manufacture of rubber products	5	709	488	-
C231	Manufacture of glass and glass products	4	21,583	4,244	11,140
C239	Manufacture of non-metallic mineral products, n.e.c.	45	12,082,136	5,839,503	369,731
C241	Manufacture of basic iron and steel	11	1,521,999	1,474,186	304
C251	Manufacture of structural metal products, tanks, reservoirs and steam generators	15	319,964	282,360	2,447
C259	Manufacture of other fabricated metal products; metal working service activities	16	8,166	3,491	1,102
C273	Manufacture of wiring and wiring devices	S	S	S	S
C282	Manufacture of special purpose machinery	S	S	S	S
C292	Manufacture of bodies (coachwork) for motor vehicles; manufacture of trailers and semi-trailers	3	20,177	1,806	133
C293	Manufacture of parts and accessories for motor vehicles	3	809	499	69
C309	Manufacture of transport equipment, n.e.c.	13	26,947	24,476	190
C321	Manufacture of jewelry, bijouterie and related articles	S	S	S	S
C324	Manufacture of games and toys	S	S	S	S
C329	Other manufacturing, n.e.c.	7	54,880	45,110	4,455
C331	Repair of fabricated metal products, machinery and equipment	17	53,868	22,373	17,482
II – Cagayan Valley		1,133	26,207,878	15,354,892	419,025
C101	Processing and preserving of meat	6	157,006	74,771	7,946
C102	Processing and preserving of fish, crustaceans and mollusks	4	1,476	1,217	99

Table 5.6 Number of Establishments and Cost by Type for Manufacturing Establishments by Region and Industry Group: Philippines, 2018*(Values are in thousand PhP,. Except Number of Establishment. Details may not add-up to total due to rounding and/or statistical disclosure control.)**Continued*

Continued

2009 PSIC Code	Region / Industry Description	Number of Establishments	Cost		
			Total	Raw Materials Purchased	Other Materials and Supplies Purchased
		(1)	(2)	(3)	(4)
C103	Processing and preserving of fruits and vegetables	8	5,313	3,626	434
C104	Manufacture of vegetable and animal oils and fats	S	S	S	S
C105	Manufacture of dairy products	4	15,375	6,855	4,640
C106	Manufacture of grain mill products, starches and starch products	175	14,577,184	10,177,123	141,428
C107	Manufacture of other food products	382	2,056,326	280,014	28,298
C108	Manufacture of prepared animal feeds	7	586,894	203,073	69,876
C110	Manufacture of beverages	227	3,752,417	2,202,199	60,653
C120	Manufacture of tobacco products	3	1,412,502	1,116,872	27,711
C131	Spinning, weaving and finishing of textiles	3	2,289	1,288	129
C139	Manufacture of other textiles	4	9,923	7,464	377
C142	Custom tailoring and dressmaking	34	17,008	10,231	1,265
C151	Tanning and dressing of leather; manufacture of luggage and handbags	3	1,615	151	465
C162	Manufacture of products of wood, cork, straw and plaiting materials	8	1,481	1,072	20
C181	Printing and service activities related to printing	122	336,820	259,576	20,577
C182	Reproduction of recorded media	3	2,460	655	62
C199	Manufacture of other fuel products	S	S	S	S
C201	Manufacture of basic chemicals	S	S	S	S
C222	Manufacture of plastics products	6	14,560	5,723	74
C239	Manufacture of non-metallic mineral products, n.e.c.	25	48,609	26,097	2,706
C241	Manufacture of basic iron and steel	9	3,090	1,482	423
C251	Manufacture of structural metal products, tanks, reservoirs and steam generators	12	72,256	62,796	1,008
C252	Manufacture of weapons and ammunition	S	S	S	S
C259	Manufacture of other fabricated metal products; metal working service activities	32	46,523	35,189	3,157
C279	Manufacture of other electrical equipment	3	1,090,166	44,808	836
C282	Manufacture of special purpose machinery	3	515,505	114,847	1,393
C310	Manufacture of furniture	21	93,497	35,689	31,975
C321	Manufacture of jewelry, bijouterie and related articles	5	336	147	10
C329	Other manufacturing, n.e.c.	S	S	S	S
C331	Repair of fabricated metal products, machinery and equipment	17	12,779	7,255	283
III – Central Luzon		3,388	765,633,868	476,989,308	30,849,650

Table 5.6 Number of Establishments and Cost by Type for Manufacturing Establishments by Region and Industry Group:
Philippines, 2018

(Values are in thousand PhP,. Except Number of Establishment. Details may not add-up to total due to rounding and/or statistical disclosure control.)

Continued

2009 PSIC Code	Region / Industry Description	Number of Establishments	Cost		
			Total	Raw Materials Purchased	Other Materials and Supplies Purchased
		(1)	(2)	(3)	(4)
C101	Processing and preserving of meat	74	17,378,079	12,457,365	795,911
C102	Processing and preserving of fish, crustaceans and mollusks	27	3,611,025	2,796,132	204,232
C103	Processing and preserving of fruits and vegetables	31	5,374,311	3,649,215	67,617
C104	Manufacture of vegetable and animal oils and fats	4	2,474,741	2,462,220	267
C105	Manufacture of dairy products	12	1,961,410	1,219,462	67,336
C106	Manufacture of grain mill products, starches and starch products	235	13,067,345	10,856,274	122,032
C107	Manufacture of other food products	1,054	26,877,191	14,578,728	1,359,437
C108	Manufacture of prepared animal feeds	54	47,005,554	32,532,711	5,911,050
C110	Manufacture of beverages	360	32,985,092	12,500,955	3,474,222
C120	Manufacture of tobacco products	S	S	S	S
C131	Spinning, weaving and finishing of textiles	20	5,087,357	3,294,036	87,582
C139	Manufacture of other textiles	40	1,261,847	746,630	82,887
C141	Manufacture of wearing apparel, except fur apparel	149	6,603,307	4,587,421	209,254
C142	Custom tailoring and dressmaking	60	96,698	17,644	1,757
C143	Manufacture of knitted and crocheted apparel	3	289,819	121,008	40,596
C151	Tanning and dressing of leather; manufacture of luggage and handbags	41	3,863,387	3,025,127	175,935
C152	Manufacture of footwear	10	1,628,823	1,209,546	31,350
C161	Sawmilling and planing of wood	S	S	S	S
C162	Manufacture of products of wood, cork, straw and plaiting materials	63	991,596	494,476	116,880
C170	Manufacture of paper and paper products	35	17,666,519	11,048,806	1,212,776
C181	Printing and service activities related to printing	163	537,245	312,220	78,449
C192	Manufacture of refined petroleum products	3	186,277,305	173,090,423	2,836,264
C201	Manufacture of basic chemicals	21	9,742,306	6,177,658	166,859
C202	Manufacture of other chemical products, n.e.c.	35	4,964,853	3,293,570	601,339
C210	Manufacture of pharmaceuticals, medicinal chemical and botanical products	22	4,747,551	3,156,208	715,164
C221	Manufacture of rubber products	14	8,324,411	1,012,873	426,273
C222	Manufacture of plastics products	115	16,194,569	12,758,249	608,888
C231	Manufacture of glass and glass products	14	983,050	552,252	182,828
C239	Manufacture of non-metallic mineral products, n.e.c.	134	35,514,602	15,235,400	661,518
C241	Manufacture of basic iron and steel	44	60,192,423	15,737,391	315,874
C242	Manufacture of basic precious and other non-ferrous metals	4	239,692	101,105	21,172

Table 5.6 Number of Establishments and Cost by Type for Manufacturing Establishments by Region and Industry Group:
Philippines, 2018

(Values are in thousand PhP,. Except Number of Establishment. Details may not add-up to total due to rounding and/or statistical disclosure control.)

Continued

2009 PSIC Code	Region / Industry Description	Number of Establishments	Cost		
			Total	Raw Materials Purchased	Other Materials and Supplies Purchased
		(1)	(2)	(3)	(4)
C243	Casting of metals	7	1,010,565	906,757	18,444
C251	Manufacture of structural metal products, tanks, reservoirs and steam generators	60	4,052,227	3,021,971	49,843
C259	Manufacture of other fabricated metal products; metal working service activities	85	9,241,116	6,931,804	806,949
C261	Manufacture of electronic components	14	65,781,965	47,426,901	4,622,519
C262	Manufacture of computers and peripheral equipment and accessories	5	8,387,012	4,206,852	1,229,863
C263	Manufacture of communication equipment	S	S	S	S
C264	Manufacture of consumer electronics	3	149,458	130,043	5,528
C265	Manufacture of measuring, testing, navigating and control equipment; watches and clocks	3	159,514	91,974	4,968
C271	Manufacture of electric motors, generators, transformers and electricity distribution and control apparatus	10	1,074,507	894,067	31,300
C272	Manufacture of batteries and accumulators	S	S	S	S
C273	Manufacture of wiring and wiring devices	10	8,586,000	7,820,141	54,531
C274	Manufacture of electric lighting equipment	7	602,634	433,663	72,483
C275	Manufacture of domestic appliances	4	1,271,156	1,147,442	2,344
C279	Manufacture of other electrical equipment	10	1,133,844	886,801	70,099
C281	Manufacture of general purpose machinery	13	5,379,670	4,137,921	45,867
C282	Manufacture of special purpose machinery	15	265,173	174,735	14,377
C291	Manufacture of motor vehicles	4	165,659	127,171	1,897
C292	Manufacture of bodies (coachwork) for motor vehicles; manufacture of trailers and semi-trailers	S	S	S	S
C293	Manufacture of parts and accessories for motor vehicles	9	29,459,793	25,369,643	1,306,748
C301	Building of ships and boats	S	S	S	S
C303	Manufacture of air and spacecraft and related machinery	5	758,054	544,318	39,996
C309	Manufacture of transport equipment, n.e.c.	13	48,471	25,692	653
C310	Manufacture of furniture	121	2,684,560	2,090,324	145,028
C321	Manufacture of jewelry, bijouterie and related articles	15	331,222	285,176	8,100
C322	Manufacture of musical instruments	S	S	S	S
C323	Manufacture of sports goods	3	1,274,255	869,454	7,600

Table 5.6 Number of Establishments and Cost by Type for Manufacturing Establishments by Region and Industry Group:
Philippines, 2018

(Values are in thousand PhP,. Except Number of Establishment. Details may not add-up to total due to rounding and/or statistical disclosure control.)

Continued

2009 PSIC Code	Region / Industry Description	Number of Establishments	Cost		
			Total	Raw Materials Purchased	Other Materials and Supplies Purchased
		(1)	(2)	(3)	(4)
C324	Manufacture of games and toys	8	488,222	303,097	64,357
C325	Manufacture of medical and dental instruments and supplies	9	4,513,945	2,836,104	496,946
C329	Other manufacturing, n.e.c.	42	1,765,881	1,235,603	83,772
C331	Repair of fabricated metal products, machinery and equipment	62	6,595,703	597,392	655,734
C332	Installation of industrial machinery and equipment	S	S	S	S
IVA – CALABARZON		4,035	2,149,529,648	1,527,731,039	98,790,649
C101	Processing and preserving of meat	41	35,908,913	24,318,162	542,662
C102	Processing and preserving of fish, crustaceans and mollusks	12	10,130,934	7,901,759	114,590
C103	Processing and preserving of fruits and vegetables	19	5,481,383	3,459,297	113,771
C104	Manufacture of vegetable and animal oils and fats	31	16,428,798	12,094,875	924,337
C105	Manufacture of dairy products	12	51,551,692	29,052,820	3,178,010
C106	Manufacture of grain mill products, starches and starch products	90	5,254,769	4,107,327	152,852
C107	Manufacture of other food products	877	85,249,818	55,100,528	2,601,810
C108	Manufacture of prepared animal feeds	69	8,729,909	6,450,755	952,043
C110	Manufacture of beverages	291	129,298,351	85,292,865	3,606,196
C120	Manufacture of tobacco products	3	17,536,870	2,232,096	27,166
C131	Spinning, weaving and finishing of textiles	10	1,707,516	660,245	228,798
C139	Manufacture of other textiles	33	1,345,867	915,466	28,825
C141	Manufacture of wearing apparel, except fur apparel	244	10,429,631	5,515,051	921,096
C142	Custom tailoring and dressmaking	90	61,213	11,402	12,812
C143	Manufacture of knitted and crocheted apparel	16	1,365,448	812,685	165,616
C151	Tanning and dressing of leather; manufacture of luggage and handbags	24	12,920,473	9,942,397	426,515
C152	Manufacture of footwear	34	1,923,465	1,273,737	106,874
C161	Sawmilling and planing of wood	S	S	S	S
C162	Manufacture of products of wood, cork, straw and plaiting materials	64	34,628,427	29,793,845	1,512,671
C170	Manufacture of paper and paper products	76	16,863,209	11,433,772	771,091
C181	Printing and service activities related to printing	198	6,121,553	4,475,339	238,275
C182	Reproduction of recorded media	S	S	S	S
C192	Manufacture of refined petroleum products	S	S	S	S
C199	Manufacture of other fuel products	S	S	S	S
C201	Manufacture of basic chemicals	31	55,146,197	43,345,894	318,976

Table 5.6 Number of Establishments and Cost by Type for Manufacturing Establishments by Region and Industry Group:
Philippines, 2018

(Values are in thousand PhP,. Except Number of Establishment. Details may not add-up to total due to rounding and/or statistical disclosure control.)

Continued

2009 PSIC Code	Region / Industry Description	Number of Establishments	Cost		
			Total	Raw Materials Purchased	Other Materials and Supplies Purchased
		(1)	(2)	(3)	(4)
C202	Manufacture of other chemical products, n.e.c.	91	71,769,465	42,581,623	1,897,196
C210	Manufacture of pharmaceuticals, medicinal chemical and botanical products	34	14,020,566	7,495,395	372,237
C221	Manufacture of rubber products	35	5,242,667	2,808,746	438,159
C222	Manufacture of plastics products	181	47,914,917	34,154,791	2,807,439
C231	Manufacture of glass and glass products	18	9,444,858	3,279,873	421,302
C239	Manufacture of non-metallic mineral products, n.e.c.	115	77,912,311	52,824,921	2,810,600
C241	Manufacture of basic iron and steel	59	49,588,023	40,720,394	2,139,003
C242	Manufacture of basic precious and other non-ferrous metals	8	4,436,303	4,000,336	170,516
C243	Casting of metals	16	8,333,302	5,821,928	460,799
C251	Manufacture of structural metal products, tanks, reservoirs and steam generators	109	12,796,445	9,278,233	283,918
C252	Manufacture of weapons and ammunition	S	S	S	S
C259	Manufacture of other fabricated metal products; metal working service activities	245	35,357,376	23,998,952	2,112,489
C261	Manufacture of electronic components	103	304,255,265	192,140,124	20,549,629
C262	Manufacture of computers and peripheral equipment and accessories	24	224,542,033	199,895,120	3,538,882
C263	Manufacture of communication equipment	10	3,849,698	3,270,185	86,707
C264	Manufacture of consumer electronics	12	16,116,549	11,431,869	836,369
C265	Manufacture of measuring, testing, navigating and control equipment; watches and clocks	5	2,350,245	2,065,389	110,968
C267	Manufacture of optical instruments and photographic equipment	9	11,731,890	9,279,969	499,544
C271	Manufacture of electric motors, generators, transformers and electricity distribution and control apparatus	46	12,520,922	9,819,746	320,851
C272	Manufacture of batteries and accumulators	S	S	S	S
C273	Manufacture of wiring and wiring devices	20	17,769,016	15,152,959	360,109
C274	Manufacture of electric lighting equipment	15	6,858,997	4,921,031	437,786
C275	Manufacture of domestic appliances	12	1,649,234	1,194,078	104,433
C279	Manufacture of other electrical equipment	14	61,289,667	48,580,636	509,589
C281	Manufacture of general purpose machinery	41	61,603,039	51,285,459	1,790,754

Table 5.6 Number of Establishments and Cost by Type for Manufacturing Establishments by Region and Industry Group:
Philippines, 2018

(Values are in thousand Php,. Except Number of Establishment. Details may not add-up to total due to rounding and/or statistical disclosure control.)

Continued

2009 PSIC Code	Region / Industry Description	Number of Establishments	Cost		
			Total	Raw Materials Purchased	Other Materials and Supplies Purchased
		(1)	(2)	(3)	(4)
C282	Manufacture of special purpose machinery	73	29,914,840	21,332,955	1,256,018
C291	Manufacture of motor vehicles	13	47,461,509	12,078,903	27,942,025
C292	Manufacture of bodies (coachwork) for motor vehicles; manufacture of trailers and semi-trailers	10	1,049,110	592,150	48,014
C293	Manufacture of parts and accessories for motor vehicles	74	160,116,509	120,999,085	5,815,983
C301	Building of ships and boats	5	589,007	58,762	12,591
C302	Manufacture of railway locomotive and rolling stock	S	S	S	S
C303	Manufacture of air and spacecraft and related machinery	S	S	S	S
C309	Manufacture of transport equipment, n.e.c.	21	100,079,818	67,543,150	987,090
C310	Manufacture of furniture	150	3,592,797	2,191,621	199,964
C321	Manufacture of jewelry, bijouterie and related articles	4	122,444	75,963	5,319
C322	Manufacture of musical instruments	S	S	S	S
C323	Manufacture of sports goods	8	1,181,541	936,068	39,528
C324	Manufacture of games and toys	6	842,309	578,215	26,493
C325	Manufacture of medical and dental instruments and supplies	21	30,130,848	21,353,363	1,456,454
C329	Other manufacturing, n.e.c.	17	688,003	282,705	57,394
C331	Repair of fabricated metal products, machinery and equipment	133	3,788,449	1,404,429	432,793
C332	Installation of industrial machinery and equipment	S	S	S	S
	MIMAROPA	1,118	16,956,750	8,585,111	593,002
C101	Processing and preserving of meat	3	184,197	176,881	1,623
C102	Processing and preserving of fish, crustaceans and mollusks	S	S	S	S
C103	Processing and preserving of fruits and vegetables	S	S	S	S
C104	Manufacture of vegetable and animal oils and fats	7	453,816	293,797	1,721
C105	Manufacture of dairy products	5	1,256	610	4
C106	Manufacture of grain mill products, starches and starch products	98	3,422,369	2,367,790	34,489
C107	Manufacture of other food products	432	794,095	397,705	39,341
C110	Manufacture of beverages	289	168,616	57,803	4,525
C131	Spinning, weaving and finishing of textiles	3	1,394	1,093	31
C141	Manufacture of wearing apparel, except fur apparel	8	2,788	622	12
C142	Custom tailoring and dressmaking	22	14,403	7,015	408
C151	Tanning and dressing of leather; manufacture of luggage and handbags	3	893	507	8

Table 5.6 Number of Establishments and Cost by Type for Manufacturing Establishments by Region and Industry Group: Philippines, 2018

(Values are in thousand PhP,. Except Number of Establishment. Details may not add-up to total due to rounding and/or statistical disclosure control.)

Continued

2009 PSIC Code	Region / Industry Description	Number of Establishments	Cost		
			Total	Raw Materials Purchased	Other Materials and Supplies Purchased
		(1)	(2)	(3)	(4)
C161	Sawmilling and planing of wood	4	1,190	272	30
C162	Manufacture of products of wood, cork, straw and plaiting materials	13	50,247	31,996	513
C181	Printing and service activities related to printing	123	144,459	46,931	2,505
C201	Manufacture of basic chemicals	3	1,263	832	28
C202	Manufacture of other chemical products, n.e.c.	S	S	S	S
C210	Manufacture of pharmaceuticals, medicinal chemical and botanical products	S	S	S	S
C222	Manufacture of plastics products	6	8,735	2,221	1,471
C239	Manufacture of non-metallic mineral products, n.e.c.	37	16,058	8,894	401
C241	Manufacture of basic iron and steel	8	1,485	726	21
C242	Manufacture of basic precious and other non-ferrous metals	S	S	S	S
C259	Manufacture of other fabricated metal products; metal working service activities	19	11,655	4,435	1,469
C282	Manufacture of special purpose machinery	S	S	S	S
C310	Manufacture of furniture	21	28,651	10,628	1,688
C331	Repair of fabricated metal products, machinery and equipment	5	4,694	2,933	219
V – Bicol Region		1,339	28,030,160	15,351,338	3,521,156
C101	Processing and preserving of meat	14	110,400	11,259	29,183
C102	Processing and preserving of fish, crustaceans and mollusks	28	458,863	366,095	25,445
C103	Processing and preserving of fruits and vegetables	5	37,352	32,211	2,069
C104	Manufacture of vegetable and animal oils and fats	9	3,633,295	2,774,384	89,687
C105	Manufacture of dairy products	6	14,158	2,802	1,658
C106	Manufacture of grain mill products, starches and starch products	67	2,562,014	1,602,241	31,638
C107	Manufacture of other food products	542	1,972,547	1,200,859	97,811
C108	Manufacture of prepared animal feeds	4	580,523	400,685	56,354
C110	Manufacture of beverages	249	1,162,956	205,964	127,397
C120	Manufacture of tobacco products	S	S	S	S
C131	Spinning, weaving and finishing of textiles	6	955	769	76
C139	Manufacture of other textiles	10	277,335	239,499	2,187
C141	Manufacture of wearing apparel, except fur apparel	19	111,840	48,033	9,105
C142	Custom tailoring and dressmaking	55	29,588	12,317	3,560

Table 5.6 Number of Establishments and Cost by Type for Manufacturing Establishments by Region and Industry Group:
Philippines, 2018

(Values are in thousand PhP,. Except Number of Establishment. Details may not add-up to total due to rounding and/or statistical disclosure control.)

Continued

Continued					
2009 PSIC Code	Region / Industry Description	Number of Establishments	Cost		
			Total	Raw Materials Purchased	Other Materials and Supplies Purchased
		(1)	(2)	(3)	(4)
C151	Tanning and dressing of leather; manufacture of luggage and handbags	3	2,433	1,395	-
C152	Manufacture of footwear	4	1,634	942	93
C162	Manufacture of products of wood, cork, straw and plaiting materials	32	271,098	191,197	2,384
C170	Manufacture of paper and paper products	5	961,775	631,065	2,189
C181	Printing and service activities related to printing	93	198,267	119,672	10,332
C201	Manufacture of basic chemicals	3	5,711	48	48
C210	Manufacture of pharmaceuticals, medicinal chemical and botanical products	5	5,368	-	55
C231	Manufacture of glass and glass products	S	S	S	S
C239	Manufacture of non-metallic mineral products, n.e.c.	29	3,285,182	1,805,040	377,491
C241	Manufacture of basic iron and steel	12	268,688	210,070	1,049
C242	Manufacture of basic precious and other non-ferrous metals	S	S	S	S
C251	Manufacture of structural metal products, tanks, reservoirs and steam generators	21	40,892	17,948	7,239
C259	Manufacture of other fabricated metal products; metal working service activities	31	7,269	3,158	329
C281	Manufacture of general purpose machinery	4	298,398	249,741	345
C282	Manufacture of special purpose machinery	3	33,584	25,879	819
C293	Manufacture of parts and accessories for motor vehicles	3	802	233	11
C310	Manufacture of furniture	25	28,517	22,749	1,584
C329	Other manufacturing, n.e.c.	19	31,256	15,236	1,795
C331	Repair of fabricated metal products, machinery and equipment	29	290,890	103,828	7,955
VI – Western Visayas		1,425	64,882,443	39,623,664	3,629,614
C101	Processing and preserving of meat	19	4,738,418	4,484,213	24,530
C102	Processing and preserving of fish, crustaceans and mollusks	31	683,517	518,016	26,501
C103	Processing and preserving of fruits and vegetables	S	S	S	S
C104	Manufacture of vegetable and animal oils and fats	5	130,555	105,146	1,400
C105	Manufacture of dairy products	5	6,098	4,303	332
C106	Manufacture of grain mill products, starches and starch products	107	988,327	550,837	28,728

Table 5.6 Number of Establishments and Cost by Type for Manufacturing Establishments by Region and Industry Group:
Philippines, 2018

(Values are in thousand PhP,. Except Number of Establishment. Details may not add-up to total due to rounding and/or statistical disclosure control.)

Continued

2009 PSIC Code	Region / Industry Description	Number of Establishments	Cost		
			Total	Raw Materials Purchased	Other Materials and Supplies Purchased
		(1)	(2)	(3)	(4)
C107	Manufacture of other food products	444	28,649,817	15,733,649	2,525,448
C108	Manufacture of prepared animal feeds	3	5,741,052	5,020,359	80,680
C110	Manufacture of beverages	282	14,231,127	6,957,319	827,398
C131	Spinning, weaving and finishing of textiles	14	42,189	33,470	2,218
C139	Manufacture of other textiles	4	5,682	2,291	2,352
C141	Manufacture of wearing apparel, except fur apparel	17	24,202	10,334	536
C142	Custom tailoring and dressmaking	63	63,621	24,373	7,389
C161	Sawmilling and 963lanning of wood	3	8,266	3,588	67
C162	Manufacture of products of wood, cork, straw and plaiting materials	14	38,559	11,845	2,596
C181	Printing and service activities related to printing	145	304,581	202,776	7,328
C192	Manufacture of refined petroleum products	S	S	S	S
C201	Manufacture of basic chemicals	9	6,416,884	3,921,404	23,577
C202	Manufacture of other chemical products, n.e.c.	S	S	S	S
C210	Manufacture of pharmaceuticals, medicinal chemical and botanical products	7	35,245	22,797	1,614
C221	Manufacture of rubber products	3	1,554	542	5
C222	Manufacture of plastics products	21	576,114	468,598	8,797
C231	Manufacture of glass and glass products	4	1,056	563	5
C239	Manufacture of non-metallic mineral products, n.e.c.	99	1,052,246	746,549	11,227
C241	Manufacture of basic iron and steel	14	197,720	174,600	847
C243	Casting of metals	5	48,374	29,625	754
C251	Manufacture of structural metal products, tanks, reservoirs and steam generators	17	89,702	65,805	2,517
C259	Manufacture of other fabricated metal products; metal working service activities	33	70,443	53,813	4,237
C265	Manufacture of measuring, testing, navigating and control equipment; watches and clocks	S	S	S	S
C267	Manufacture of optical instruments and photographic equipment	S	S	S	S
C282	Manufacture of special purpose machinery	3	150,617	106,223	16,327
C293	Manufacture of parts and accessories for motor vehicles	3	1,956	122	138
C310	Manufacture of furniture	12	319,770	212,909	10,416
C321	Manufacture of jewelry, bijouterie and related articles	5	11,130	6,796	87
C329	Other manufacturing, n.e.c.	11	142,772	91,993	1,478

Table 5.6 Number of Establishments and Cost by Type for Manufacturing Establishments by Region and Industry Group:
Philippines, 2018

(Values are in thousand Php, . Except Number of Establishment. Details may not add-up to total due to rounding and/or statistical disclosure control.)

Continued

2009 PSIC Code	Region / Industry Description	Number of Establishments	Cost		
			Total	Raw Materials Purchased	Other Materials and Supplies Purchased
		(1)	(2)	(3)	(4)
C331	Repair of fabricated metal products, machinery and equipment	16	55,907	16,500	8,730
VII – Central Visayas		2,347	271,446,405	167,810,670	20,645,540
C101	Processing and preserving of meat	27	12,739,908	10,787,936	193,850
C102	Processing and preserving of fish, crustaceans and mollusks	34	8,671,329	5,656,519	968,971
C103	Processing and preserving of fruits and vegetables	21	5,556,751	4,424,972	346,132
C104	Manufacture of vegetable and animal oils and fats	14	10,602,056	6,460,186	125,730
C105	Manufacture of dairy products	6	102,659	71,683	1,653
C106	Manufacture of grain mill products, starches and starch products	71	2,514,886	2,010,160	37,490
C107	Manufacture of other food products	758	10,361,962	6,841,014	598,361
C108	Manufacture of prepared animal feeds	19	30,229,786	26,764,741	506,168
C110	Manufacture of beverages	247	11,567,322	3,370,515	835,254
C131	Spinning, weaving and finishing of textiles	4	83,047	49,995	1,215
C139	Manufacture of other textiles	13	956,670	687,627	31,301
C141	Manufacture of wearing apparel, except fur apparel	53	3,098,373	461,395	210,215
C142	Custom tailoring and dressmaking	50	32,325	8,493	8,954
C151	Tanning and dressing of leather; manufacture of luggage and handbags	S	S	S	S
C152	Manufacture of footwear	16	666,296	346,202	8,844
C161	Sawmilling and planing of wood	8	948,184	686,803	44,813
C162	Manufacture of products of wood, cork, straw and plaiting materials	15	1,397,084	1,223,927	14,978
C170	Manufacture of paper and paper products	19	3,536,793	2,621,744	161,541
C181	Printing and service activities related to printing	268	1,472,894	1,009,452	91,233
C201	Manufacture of basic chemicals	18	7,875,434	6,350,880	68,325
C202	Manufacture of other chemical products, n.e.c.	36	4,445,037	3,541,701	146,638
C210	Manufacture of pharmaceuticals, medicinal chemical and botanical products	4	2,030,071	1,460,003	44,462
C221	Manufacture of rubber products	7	2,181,216	1,284,554	147,084
C222	Manufacture of plastics products	71	5,520,494	4,347,886	346,758
C231	Manufacture of glass and glass products	7	1,873,524	835,223	580,880
C239	Manufacture of non-metallic mineral products, n.e.c.	45	30,200,013	8,187,970	7,192,365
C241	Manufacture of basic iron and steel	29	19,308,348	9,666,496	228,040
C242	Manufacture of basic precious and other non-ferrous metals	S	S	S	S

Table 5.6 Number of Establishments and Cost by Type for Manufacturing Establishments by Region and Industry Group:
Philippines, 2018

(Values are in thousand PhP,. Except Number of Establishment. Details may not add-up to total due to rounding and/or statistical disclosure control.)

Continued

2009 PSIC Code	Region / Industry Description	Number of Establishments	Cost		
			Total	Raw Materials Purchased	Other Materials and Supplies Purchased
		(1)	(2)	(3)	(4)
C243	Casting of metals	8	1,548,723	688,752	527,001
C251	Manufacture of structural metal products, tanks, reservoirs and steam generators	10	962,333	297,456	346,156
C252	Manufacture of weapons and ammunition	S	S	S	S
C259	Manufacture of other fabricated metal products; metal working service activities	50	5,324,985	3,134,640	449,486
C261	Manufacture of electronic components	10	15,041,429	3,542,442	2,316,241
C262	Manufacture of computers and peripheral equipment and accessories	S	S	S	S
C263	Manufacture of communication equipment	S	S	S	S
C264	Manufacture of consumer electronics	3	5,163,372	4,493,402	87,938
C265	Manufacture of measuring, testing, navigating and control equipment; watches and clocks	5	647,850	233,761	107,029
C267	Manufacture of optical instruments and photographic equipment	12	5,780,176	4,248,705	527,432
C271	Manufacture of electric motors, generators, transformers and electricity distribution and control apparatus	7	1,829,661	1,422,576	112,285
C273	Manufacture of wiring and wiring devices	S	S	S	S
C274	Manufacture of electric lighting equipment	4	612,074	537,850	16,019
C275	Manufacture of domestic appliances	S	S	S	S
C279	Manufacture of other electrical equipment	S	S	S	S
C281	Manufacture of general purpose machinery	5	3,200,394	2,648,416	243,670
C282	Manufacture of special purpose machinery	5	163,487	64,899	53,975
C291	Manufacture of motor vehicles	10	2,306,055	1,925,163	129,485
C293	Manufacture of parts and accessories for motor vehicles	8	1,759,570	130,813	339,225
C301	Building of ships and boats	13	24,883,426	19,677,090	543,101
C309	Manufacture of transport equipment, n.e.c.	3	3,351,304	2,279,848	247,987
C310	Manufacture of furniture	173	6,454,440	3,980,576	713,108
C321	Manufacture of jewelry, bijouterie and related articles	37	1,195,985	834,437	50,522
C322	Manufacture of musical instruments	S	S	S	S
C323	Manufacture of sports goods	S	S	S	S
C324	Manufacture of games and toys	S	S	S	S
C325	Manufacture of medical and dental instruments and supplies	15	2,850,858	1,715,230	300,436

Table 5.6 Number of Establishments and Cost by Type for Manufacturing Establishments by Region and Industry Group:
Philippines, 2018

(Values are in thousand PHP, . Except Number of Establishment. Details may not add-up to total due to rounding and/or statistical disclosure control.)

Continued

2009 PSIC Code	Region / Industry Description	Number of Establishments	Cost		
			Total	Raw Materials Purchased	Other Materials and Supplies Purchased
		(1)	(2)	(3)	(4)
C329	Other manufacturing, n.e.c.	24	1,012,193	836,147	37,958
C331	Repair of fabricated metal products, machinery and equipment	66	614,809	162,567	155,713
VIII – Eastern Visayas		1,415	97,416,831	77,711,747	1,271,487
C101	Processing and preserving of meat	S	S	S	S
C102	Processing and preserving of fish, crustaceans and mollusks	8	281,218	206,980	26,634
C103	Processing and preserving of fruits and vegetables	5	14,588	10,705	305
C104	Manufacture of vegetable and animal oils and fats	7	3,704,461	3,314,602	56,723
C105	Manufacture of dairy products	S	S	S	S
C106	Manufacture of grain mill products, starches and starch products	100	575,641	467,339	974
C107	Manufacture of other food products	646	4,882,991	3,751,069	91,710
C110	Manufacture of beverages	365	3,025,240	996,656	272,263
C131	Spinning, weaving and finishing of textiles	4	11,492	54	72
C139	Manufacture of other textiles	S	S	S	S
C141	Manufacture of wearing apparel, except fur apparel	8	1,480	664	4
C142	Custom tailoring and dressmaking	34	8,250	2,116	2,750
C162	Manufacture of products of wood, cork, straw and plaiting materials	13	17,796	6,477	53
C170	Manufacture of paper and paper products	7	1,953,076	1,443,832	81,313
C181	Printing and service activities related to printing	76	206,262	119,118	4,992
C201	Manufacture of basic chemicals	7	572,751	466,672	1,686
C210	Manufacture of pharmaceuticals, medicinal chemical and botanical products	S	S	S	S
C222	Manufacture of plastics products	9	60,370	43,858	2,009
C231	Manufacture of glass and glass products	6	15,577	10,950	582
C239	Manufacture of non-metallic mineral products, n.e.c.	38	16,840	4,834	259
C241	Manufacture of basic iron and steel	3	6,630	3,812	205
C242	Manufacture of basic precious and other non-ferrous metals	S	S	S	S
C243	Casting of metals	S	S	S	S
C251	Manufacture of structural metal products, tanks, reservoirs and steam generators	5	19,603	18,983	116
C259	Manufacture of other fabricated metal products; metal working service activities	38	11,558	8,563	178

Table 5.6 Number of Establishments and Cost by Type for Manufacturing Establishments by Region and Industry Group: Philippines, 2018

(Values are in thousand PhP., Except Number of Establishment. Details may not add-up to total due to rounding and/or statistical disclosure control.)

Continued

2009 PSIC Code	Region / Industry Description	Number of Establishments	Cost		
			Total	Raw Materials Purchased	Other Materials and Supplies Purchased
		(1)	(2)	(3)	(4)
C273	Manufacture of wiring and wiring devices	S	S	S	S
C282	Manufacture of special purpose machinery	S	S	S	S
C310	Manufacture of furniture	4	2,509	196	294
C321	Manufacture of jewelry, bijouterie and related articles	5	525	-	12
C329	Other manufacturing, n.e.c.	12	38,762	30,087	628
C331	Repair of fabricated metal products, machinery and equipment	6	63,119	38,264	345
	IX – Zamboanga Peninsula	1,278	40,774,167	28,771,119	372,710
C101	Processing and preserving of meat	12	658,067	239,806	11,204
C102	Processing and preserving of fish, crustaceans and mollusks	29	12,170,642	7,911,393	151,182
C104	Manufacture of vegetable and animal oils and fats	6	15,843,442	13,146,234	14,025
C105	Manufacture of dairy products	4	1,531	546	212
C106	Manufacture of grain mill products, starches and starch products	133	780,287	561,011	12,772
C107	Manufacture of other food products	649	4,354,390	2,683,592	71,194
C108	Manufacture of prepared animal feeds	S	S	S	S
C110	Manufacture of beverages	151	2,128,305	92,946	7,979
C139	Manufacture of other textiles	S	S	S	S
C142	Custom tailoring and dressmaking	37	48,437	35,846	2,387
C161	Sawmilling and 967lanning of wood	4	2,399	979	30
C162	Manufacture of products of wood, cork, straw and plaiting materials	S	S	S	S
C181	Printing and service activities related to printing	81	81,229	44,588	2,898
C221	Manufacture of rubber products	5	1,448,424	1,358,701	11,996
C222	Manufacture of plastics products	8	54,638	43,417	610
C231	Manufacture of glass and glass products	4	7,032	3,624	2,119
C239	Manufacture of non-metallic mineral products, n.e.c.	36	93,212	79,546	1,247
C241	Manufacture of basic iron and steel	5	61,671	53,886	217
C251	Manufacture of structural metal products, tanks, reservoirs and steam generators	12	26,893	14,532	185
C259	Manufacture of other fabricated metal products; metal working service activities	23	2,118,479	1,821,788	59,203
C310	Manufacture of furniture	26	86,800	56,209	1,438
C321	Manufacture of jewelry, bijouterie and related articles	S	S	S	S
C329	Other manufacturing, n.e.c.	4	596	-	-

Table 5.6 Number of Establishments and Cost by Type for Manufacturing Establishments by Region and Industry Group:
Philippines, 2018

(Values are in thousand Php,. Except Number of Establishment. Details may not add-up to total due to rounding and/or statistical disclosure control.)

Continued

2009 PSIC Code	Region / Industry Description	Number of Establishments	Cost		
			Total	Raw Materials Purchased	Other Materials and Supplies Purchased
		(1)	(2)	(3)	(4)
C331	Repair of fabricated metal products, machinery and equipment	44	71,359	6,583	14,205
	X – Northern Mindanao	1,124	124,092,967	77,547,707	4,521,199
C101	Processing and preserving of meat	23	275,627	25,187	40,953
C102	Processing and preserving of fish, crustaceans and mollusks	S	S	S	S
C103	Processing and preserving of fruits and vegetables	15	22,861,476	13,516,787	218,159
C104	Manufacture of vegetable and animal oils and fats	9	12,718,314	10,979,544	60,697
C105	Manufacture of dairy products	6	68,687	59,777	289
C106	Manufacture of grain mill products, starches and starch products	36	27,591,939	22,753,526	269,726
C107	Manufacture of other food products	409	5,394,439	2,159,951	321,656
C108	Manufacture of prepared animal feeds	7	14,331,033	7,027	1,790,130
C110	Manufacture of beverages	182	6,649,784	1,228,835	1,318,510
C131	Spinning, weaving and finishing of textiles	3	196	119	-
C139	Manufacture of other textiles	5	6,390	4,855	475
C141	Manufacture of wearing apparel, except fur apparel	10	76,431	25,361	7,629
C142	Custom tailoring and dressmaking	43	41,492	13,840	2,037
C152	Manufacture of footwear	4	78,414	44,246	13,496
C161	Sawmilling and 968lanning of wood	15	704,475	367,658	2,156
C162	Manufacture of products of wood, cork, straw and plaiting materials	14	287,396	170,375	2,905
C170	Manufacture of paper and paper products	6	4,182,683	3,489,584	83,913
C181	Printing and service activities related to printing	92	224,750	134,995	27,412
C192	Manufacture of refined petroleum products	3	69,505	1,031	306
C201	Manufacture of basic chemicals	11	20,032,947	17,955,047	84,648
C202	Manufacture of other chemical products, n.e.c.	4	2,362,441	1,880,562	57,237
C210	Manufacture of pharmaceuticals, medicinal chemical and botanical products	S	S	S	S
C221	Manufacture of rubber products	S	S	S	S
C222	Manufacture of plastics products	22	519,827	78,031	27,286
C231	Manufacture of glass and glass products	3	2,237	243	501
C239	Manufacture of non-metallic mineral products, n.e.c.	38	2,394,880	972,216	28,027
C241	Manufacture of basic iron and steel	10	930,539	364,847	41,424
C243	Casting of metals	3	3,682	304	46

Table 5.6 Number of Establishments and Cost by Type for Manufacturing Establishments by Region and Industry Group: Philippines, 2018

(Values are in thousand PhP,. Except Number of Establishment. Details may not add-up to total due to rounding and/or statistical disclosure control.)

Continued

2009 PSIC Code	Region / Industry Description	Number of Establishments	Cost		
			Total	Raw Materials Purchased	Other Materials and Supplies Purchased
		(1)	(2)	(3)	(4)
C251	Manufacture of structural metal products, tanks, reservoirs and steam generators	26	438,118	335,020	5,158
C259	Manufacture of other fabricated metal products; metal working service activities	17	52,572	37,605	563
C264	Manufacture of consumer electronics	S	S	S	S
C271	Manufacture of electric motors, generators, transformers and electricity distribution and control apparatus	S	S	S	S
C281	Manufacture of general purpose machinery	S	S	S	S
C282	Manufacture of special purpose machinery	S	S	S	S
C291	Manufacture of motor vehicles	3	28,846	24,990	3
C293	Manufacture of parts and accessories for motor vehicles	3	1,637	1,368	2
C310	Manufacture of furniture	39	378,481	211,770	16,590
C321	Manufacture of jewelry, bijouterie and related articles	S	S	S	S
C324	Manufacture of games and toys	S	S	S	S
C329	Other manufacturing, n.e.c.	S	S	S	S
C331	Repair of fabricated metal products, machinery and equipment	49	778,669	481,596	91,118
XI – Davao Region		1,478	106,363,233	74,260,140	2,760,822
C101	Processing and preserving of meat	13	914,108	665,187	30,746
C102	Processing and preserving of fish, crustaceans and mollusks	5	399,697	20,247	238,981
C103	Processing and preserving of fruits and vegetables	13	1,014,266	658,414	46,721
C104	Manufacture of vegetable and animal oils and fats	17	15,831,424	12,692,520	425,206
C105	Manufacture of dairy products	5	7,762	3,705	63
C106	Manufacture of grain mill products, starches and starch products	131	4,639,835	2,399,908	39,575
C107	Manufacture of other food products	430	13,017,356	10,275,350	305,311
C108	Manufacture of prepared animal feeds	7	19,297,985	14,258,393	381,825
C110	Manufacture of beverages	270	13,340,377	9,740,656	169,394
C120	Manufacture of tobacco products	S	S	S	S
C139	Manufacture of other textiles	19	187,011	134,465	7,659
C141	Manufacture of wearing apparel, except fur apparel	23	112,907	90,056	3,378
C142	Custom tailoring and dressmaking	41	66,400	40,632	2,727
C152	Manufacture of footwear	5	4,463	3,545	60
C161	Sawmilling and planing of wood	3	44,337	17,251	5,154

Table 5.6 Number of Establishments and Cost by Type for Manufacturing Establishments by Region and Industry Group:
Philippines, 2018

(Values are in thousand PHP,. Except Number of Establishment. Details may not add-up to total due to rounding and/or statistical disclosure control.)

Continued

2009 PSIC Code	Region / Industry Description	Number of Establishments	Cost		
			Total	Raw Materials Purchased	Other Materials and Supplies Purchased
		(1)	(2)	(3)	(4)
C162	Manufacture of products of wood, cork, straw and plaiting materials	31	2,007,728	1,633,487	22,307
C170	Manufacture of paper and paper products	15	5,919,307	4,538,365	272,777
C181	Printing and service activities related to printing	123	1,471,890	861,045	70,079
C192	Manufacture of refined petroleum products	S	S	S	S
C201	Manufacture of basic chemicals	22	343,862	242,658	9,517
C202	Manufacture of other chemical products, n.e.c.	8	4,689,553	2,921,147	33,241
C210	Manufacture of pharmaceuticals, medicinal chemical and botanical products	8	757,792	112,476	4,622
C221	Manufacture of rubber products	4	34,925	31,251	130
C222	Manufacture of plastics products	42	6,493,027	4,417,057	466,348
C231	Manufacture of glass and glass products	4	51,705	38,147	190
C239	Manufacture of non-metallic mineral products, n.e.c.	46	8,324,416	4,241,243	125,941
C241	Manufacture of basic iron and steel	11	1,224,111	581,528	3,414
C242	Manufacture of basic precious and other non-ferrous metals	3	386,948	337,662	1,345
C243	Casting of metals	S	S	S	S
C251	Manufacture of structural metal products, tanks, reservoirs and steam generators	15	1,426,433	1,315,918	5,723
C252	Manufacture of weapons and ammunition	S	S	S	S
C259	Manufacture of other fabricated metal products; metal working service activities	10	211,805	144,244	9,048
C265	Manufacture of measuring, testing, navigating and control equipment; watches and clocks	S	S	S	S
C271	Manufacture of electric motors, generators, transformers and electricity distribution and control apparatus	S	S	S	S
C275	Manufacture of domestic appliances	3	9,023	2,935	361
C281	Manufacture of general purpose machinery	4	45,741	29,249	52
C282	Manufacture of special purpose machinery	26	352,260	293,595	7,578
C291	Manufacture of motor vehicles	S	S	S	S
C293	Manufacture of parts and accessories for motor vehicles	3	442	203	6
C301	Building of ships and boats	S	S	S	S
C310	Manufacture of furniture	48	773,197	476,068	28,944

Table 5.6 Number of Establishments and Cost by Type for Manufacturing Establishments by Region and Industry Group: Philippines, 2018

(Values are in thousand PhP,. Except Number of Establishment. Details may not add-up to total due to rounding and/or statistical disclosure control.)

Continued

2009 PSIC Code	Region / Industry Description	Number of Establishments	Cost		
			Total	Raw Materials Purchased	Other Materials and Supplies Purchased
		(1)	(2)	(3)	(4)
C321	Manufacture of jewelry, bijouterie and related articles	5	143,533	126,078	364
C329	Other manufacturing, n.e.c.	11	121,447	107,595	1,134
C331	Repair of fabricated metal products, machinery and equipment	44	413,177	285,761	30,770
XII – SOCCSKSARGEN		1,220	56,139,758	41,207,298	1,961,129
C101	Processing and preserving of meat	6	407,527	253,923	19,412
C102	Processing and preserving of fish, crustaceans and mollusks	24	33,388,291	25,316,670	433,140
C103	Processing and preserving of fruits and vegetables	S	S	S	S
C104	Manufacture of vegetable and animal oils and fats	7	9,446,562	6,980,997	912,232
C105	Manufacture of dairy products	3	8,579	3,905	377
C106	Manufacture of grain mill products, starches and starch products	180	1,986,169	884,226	66,212
C107	Manufacture of other food products	390	2,629,996	1,838,448	93,709
C108	Manufacture of prepared animal feeds	3	456,139	302,719	23,210
C110	Manufacture of beverages	250	414,941	210,666	9,940
C131	Spinning, weaving and finishing of textiles	6	4,007	3,048	57
C139	Manufacture of other textiles	3	55,126	53,594	122
C141	Manufacture of wearing apparel, except fur apparel	13	22,636	14,749	581
C142	Custom tailoring and dressmaking	51	30,258	13,061	2,728
C161	Sawmilling and 971lanning of wood	7	43,240	39,797	210
C162	Manufacture of products of wood, cork, straw and plaiting materials	8	68,144	43,070	2,508
C170	Manufacture of paper and paper products	4	590,472	448,600	50,700
C181	Printing and service activities related to printing	107	439,639	294,999	26,912
C192	Manufacture of refined petroleum products	S	S	S	S
C201	Manufacture of basic chemicals	10	116,452	62,467	9,973
C202	Manufacture of other chemical products, n.e.c.	S	S	S	S
C221	Manufacture of rubber products	S	S	S	S
C222	Manufacture of plastics products	S	S	S	S
C231	Manufacture of glass and glass products	S	S	S	S
C239	Manufacture of non-metallic mineral products, n.e.c.	32	173,656	158,438	1,677
C241	Manufacture of basic iron and steel	12	119,236	84,887	918
C243	Casting of metals	S	S	S	S
C251	Manufacture of structural metal products, tanks, reservoirs and steam generators	13	484,166	291,198	10,113

Table 5.6 Number of Establishments and Cost by Type for Manufacturing Establishments by Region and Industry Group:
Philippines, 2018

(Values are in thousand PHP,. Except Number of Establishment. Details may not add-up to total due to rounding and/or statistical disclosure control.)

Continued

2009 PSIC Code	Region / Industry Description	Number of Establishments	Cost		
			Total	Raw Materials Purchased	Other Materials and Supplies Purchased
		(1)	(2)	(3)	(4)
C259	Manufacture of other fabricated metal products; metal working service activities	42	3,553,459	3,041,538	95,106
C301	Building of ships and boats	S	S	S	S
C310	Manufacture of furniture	10	229,669	132,600	11,671
C323	Manufacture of sports goods	S	S	S	S
C331	Repair of fabricated metal products, machinery and equipment	29	768,232	202,023	180,323
XIII – Caraga		1,050	29,050,616	14,003,561	1,853,086
C101	Processing and preserving of meat	9	41,845	350	8,425
C102	Processing and preserving of fish, crustaceans and mollusks	S	S	S	S
C103	Processing and preserving of fruits and vegetables	S	S	S	S
C104	Manufacture of vegetable and animal oils and fats	5	2,281,673	1,478,379	364,170
C106	Manufacture of grain mill products, starches and starch products	46	385,168	321,637	1,521
C107	Manufacture of other food products	498	2,581,963	1,880,250	159,706
C108	Manufacture of prepared animal feeds	4	1,938	-	1
C110	Manufacture of beverages	167	40,459	8,347	4,413
C139	Manufacture of other textiles	3	1,110	63	13
C141	Manufacture of wearing apparel, except fur apparel	3	24,220	22,484	343
C142	Custom tailoring and dressmaking	22	16,560	11,020	605
C161	Sawmilling and 972lanning of wood	7	137,128	28,304	38,112
C162	Manufacture of products of wood, cork, straw and plaiting materials	10	1,518,578	624,097	368,016
C181	Printing and service activities related to printing	86	115,591	68,911	14,536
C201	Manufacture of basic chemicals	S	S	S	S
C202	Manufacture of other chemical products, n.e.c.	13	402,633	282,300	4,130
C231	Manufacture of glass and glass products	S	S	S	S
C239	Manufacture of non-metallic mineral products, n.e.c.	35	763,086	129,433	38,974
C241	Manufacture of basic iron and steel	3	11,659	8,347	383
C242	Manufacture of basic precious and other non-ferrous metals	S	S	S	S
C259	Manufacture of other fabricated metal products; metal working service activities	32	94,551	37,729	818
C275	Manufacture of domestic appliances	3	208	30	34
C301	Building of ships and boats	S	S	S	S
C309	Manufacture of transport equipment, n.e.c.	7	6,845	5,282	176

Table 5.6 Number of Establishments and Cost by Type for Manufacturing Establishments by Region and Industry Group:
Philippines, 2018

(Values are in thousand PhP,. Except Number of Establishment. Details may not add-up to total due to rounding and/or statistical disclosure control.)

Continued

Continued					
2009 PSIC Code	Region / Industry Description	Number of Establishments	Cost		
			Total	Raw Materials Purchased	Other Materials and Supplies Purchased
		(1)	(2)	(3)	(4)
C310	Manufacture of furniture	29	45,523	16,302	867
C321	Manufacture of jewelry, bijouterie and related articles	9	1,065	318	89
C324	Manufacture of games and toys	3	373	151	9
C329	Other manufacturing, n.e.c.	12	19,288	12,325	1,473
C331	Repair of fabricated metal products, machinery and equipment	34	107,764	52,753	12,387
	Autonomous Region in Muslim Mindanao	343	4,587,955	3,234,868	353,015
C104	Manufacture of vegetable and animal oils and fats	S	S	S	S
C106	Manufacture of grain mill products, starches and starch products	46	3,856,921	2,807,538	338,969
C107	Manufacture of other food products	83	115,397	37,227	3,659
C108	Manufacture of prepared animal feeds	3	427	-	123
C110	Manufacture of beverages	124	86,745	42,777	5,132
C142	Custom tailoring and dressmaking	22	8,724	2,854	404
C181	Printing and service activities related to printing	46	12,602	3,885	440
C221	Manufacture of rubber products	S	S	S	S
C239	Manufacture of non-metallic mineral products, n.e.c.	7	479	-	182
C251	Manufacture of structural metal products, tanks, reservoirs and steam generators	5	1,139	371	193
C310	Manufacture of furniture	5	54,778	26,336	3,355

Table 5.6 Number of Establishments and Cost by Type for Manufacturing Establishments by Region and Industry Group:
Philippines, 2018

(Values are in thousand PhP. Except Number of Establishment. Details may not add-up to total due to rounding and/or statistical disclosure control.)

Continued

2009 PSIC Code	Region / Industry Description	Cost			
		Fuels, Lubricants, Oils and Greases Purchased	Electricity Purchased	Water Purchased	Industrial Service Done by Others
		(5)	(6)	(7)	(8)
	Philippines	55,172,927	129,625,297	15,648,846	228,704,815
C101	Processing and preserving of meat	1,019,259	2,976,220	361,653	5,000,286
C102	Processing and preserving of fish, crustaceans and mollusks	1,578,463	1,666,250	257,605	5,223,529
C103	Processing and preserving of fruits and vegetables	1,065,436		150,216	2,312,229
C104	Manufacture of vegetable and animal oils and fats	926,303	2,894,984	211,707	2,570,370
C105	Manufacture of dairy products	325,457	666,619	213,302	1,102,971
C106	Manufacture of grain mill products, starches and starch products	1,037,464	3,452,981	489,451	2,702,723
C107	Manufacture of other food products	6,267,214	9,217,600	2,088,551	10,985,432
C108	Manufacture of prepared animal feeds	2,273,447	5,380,169	826,615	3,358,689
C110	Manufacture of beverages	4,633,603	10,368,882	983,928	10,028,512
C120	Manufacture of tobacco products	314,965	439,998	35,394	595,964
C131	Spinning, weaving and finishing of textiles	285,397	1,215,281	321,370	371,799
C139	Manufacture of other textiles	109,901	537,116	135,869	408,528
C141	Manufacture of wearing apparel, except fur apparel	362,259	964,751	162,953	3,443,213
C142	Custom tailoring and dressmaking	26,257	60,593	11,294	19,106
C143	Manufacture of knitted and crocheted apparel	17,599	145,836	19,570	287,566
C151	Tanning and dressing of leather; manufacture of luggage and handbags	264,372	572,639	65,210	358,170
C152	Manufacture of footwear	79,190	312,462	40,356	107,322
C161	Sawmilling and planing of wood	72,695	162,255	59,401	39,344
C162	Manufacture of products of wood, cork, straw and plaiting materials	147,449	1,004,290	115,425	484,987
C170	Manufacture of paper and paper products	2,757,914	3,658,764	643,602	2,407,761
C181	Printing and service activities related to printing	400,491	927,354	182,941	1,347,704
C182	Reproduction of recorded media	20,064	20,706	2,743	41,263
C192	Manufacture of refined petroleum products	109,566	2,280,435	193,889	1,686,228
C199	Manufacture of other fuel products	42,960	5,550	490	83,009
C201	Manufacture of basic chemicals	2,598,051	2,153,392	194,109	2,164,105
C202	Manufacture of other chemical products, n.e.c.	1,351,899	2,168,099	366,468	7,943,949
C203	Manufacture of man-made fibers	S	S	S	S
C210	Manufacture of pharmaceuticals, medicinal chemical and botanical products	655,018	1,198,193	295,027	18,636,701
C221	Manufacture of rubber products	784,514	1,355,480	80,507	1,179,647
C222	Manufacture of plastics products	1,264,126	7,256,153	1,128,310	3,246,140
C231	Manufacture of glass and glass products	2,374,291	1,029,842	76,802	569,107

Table 5.6 Number of Establishments and Cost by Type for Manufacturing Establishments by Region and Industry Group:
Philippines, 2018

(Values are in thousand PHP. Except Number of Establishment. Details may not add-up to total due to rounding and/or statistical disclosure control.)

Continued

2009 PSIC Code	Region / Industry Description	Cost			
		Fuels, Lubricants, Oils and Greases Purchased	Electricity Purchased	Water Purchased	Industrial Service Done by Others
		(5)	(6)	(7)	(8)
C239	Manufacture of non-metallic mineral products, n.e.c.	10,183,514	13,381,860	547,860	11,279,039
C241	Manufacture of basic iron and steel	3,034,689	8,184,391	1,085,625	1,525,052
C242	Manufacture of basic precious and other non-ferrous metals	1,232,167	1,777,475	66,849	6,558,271
C243	Casting of metals	369,864	670,632	120,708	470,558
C251	Manufacture of structural metal products, tanks, reservoirs and steam generators	351,506	488,529	91,888	1,107,836
C252	Manufacture of weapons and ammunition	3,100	24,514	3,997	37,866
C259	Manufacture of other fabricated metal products; metal working service activities	928,698	2,207,282	282,064	2,580,238
C261	Manufacture of electronic components	1,460,024	19,757,523	1,721,259	25,794,056
C262	Manufacture of computers and peripheral equipment and accessories	1,237,574	2,774,040	282,219	653,982
C263	Manufacture of communication equipment	26,826	142,145	10,666	193,037
C264	Manufacture of consumer electronics	67,241	699,688	78,094	780,842
C265	Manufacture of measuring, testing, navigating and control equipment; watches and clocks	11,817	158,731	14,118	18,981
C267	Manufacture of optical instruments and photographic equipment	25,903	533,189	27,767	664,147
C271	Manufacture of electric motors, generators, transformers and electricity distribution and control apparatus	57,533	339,160	36,325	500,901
C272	Manufacture of batteries and accumulators	10,748	322,311	137,085	1,429,196
C273	Manufacture of wiring and wiring devices	113,926	461,495	67,519	652,583
C274	Manufacture of electric lighting equipment	73,152	392,347	16,509	131,834
C275	Manufacture of domestic appliances	34,585	126,705	21,105	164,192
C279	Manufacture of other electrical equipment	95,039	674,097	55,758	3,241,064
C281	Manufacture of general purpose machinery	275,056	779,422	55,362	2,110,220
C282	Manufacture of special purpose machinery	210,621	768,399	101,497	1,307,564
C291	Manufacture of motor vehicles	104,310	141,760	21,674	640,890
C292	Manufacture of bodies (coachwork) for motor vehicles; manufacture of trailers and semi-trailers	16,466	36,357	5,151	189,062
C293	Manufacture of parts and accessories for motor vehicles	811,258	2,893,147	373,699	4,500,948

Table 5.6 Number of Establishments and Cost by Type for Manufacturing Establishments by Region and Industry Group:
Philippines, 2018

(Values are in thousand PhP. Except Number of Establishment. Details may not add-up to total due to rounding and/or statistical disclosure control.)

Continued

2009 PSIC Code	Region / Industry Description	Cost			
		Fuels, Lubricants, Oils and Greases Purchased	Electricity Purchased	Water Purchased	Industrial Service Done by Others
		(5)	(6)	(7)	(8)
C301	Building of ships and boats	59,692	1,358,106	14,873	56,496,595
C302	Manufacture of railway locomotive and rolling stock	S	S	S	S
C303	Manufacture of air and spacecraft and related machinery	91,324	436,475	25,135	491,680
C309	Manufacture of transport equipment, n.e.c.	196,910	414,168	66,009	990,074
C310	Manufacture of furniture	324,469	794,741	182,591	1,673,976
C321	Manufacture of jewelry, bijouterie and related articles	9,452	33,616	11,500	126,904
C322	Manufacture of musical instruments	595	2,363	286	693
C323	Manufacture of sports goods	44,781	140,687	2,355	475,417
C324	Manufacture of games and toys	14,356	106,878	21,667	117,801
C325	Manufacture of medical and dental instruments and supplies	169,080	1,568,659	256,192	2,385,574
C329	Other manufacturing, n.e.c.	52,734	124,288	19,785	510,938
C331	Repair of fabricated metal products, machinery and equipment	295,555	666,866	107,054	10,192,261
C332	Installation of industrial machinery and equipment	4,132	4,691	855	2,619
National Capital Region		11,744,823	23,143,423	4,824,388	49,862,611
C101	Processing and preserving of meat	256,359	294,409	108,888	956,732
C102	Processing and preserving of fish, crustaceans and mollusks	89,198	320,314	46,186	217,933
C103	Processing and preserving of fruits and vegetables	750,794	959,796	57,292	510,808
C104	Manufacture of vegetable and animal oils and fats	311,054	1,094,601	56,682	624,802
C105	Manufacture of dairy products	137,706	241,936	24,443	888,732
C106	Manufacture of grain mill products, starches and starch products	137,442	1,107,427	70,615	696,887
C107	Manufacture of other food products	1,907,179	2,702,430	879,275	2,926,047
C108	Manufacture of prepared animal feeds	104,724	218,365	71,095	881,337
C110	Manufacture of beverages	1,482,995	1,413,733	359,100	2,271,411
C120	Manufacture of tobacco products	206,681	200,095	9,175	439,090
C131	Spinning, weaving and finishing of textiles	35,896	202,537	56,537	44,878
C139	Manufacture of other textiles	76,656	355,001	69,102	221,204
C141	Manufacture of wearing apparel, except fur apparel	91,465	243,653	60,635	1,178,544
C142	Custom tailoring and dressmaking	8,255	24,554	6,083	2,446
C143	Manufacture of knitted and crocheted apparel	10,003	52,835	10,497	194,806
C151	Tanning and dressing of leather; manufacture of luggage and handbags	9,236	15,056	2,949	12,962
C152	Manufacture of footwear	28,849	64,286	17,216	26,962
C161	Sawmilling and planing of wood	7,618	19,656	2,584	761

Table 5.6 Number of Establishments and Cost by Type for Manufacturing Establishments by Region and Industry Group:
Philippines, 2018

(Values are in thousand PhP. Except Number of Establishment. Details may not add-up to total due to rounding and/or statistical disclosure control.)

Continued

2009 PSIC Code	Region / Industry Description	Cost			
		Fuels, Lubricants, Oils and Greases Purchased	Electricity Purchased	Water Purchased	Industrial Service Done by Others
		(5)	(6)	(7)	(8)
C162	Manufacture of products of wood, cork, straw and plaiting materials	10,461	22,329	6,494	23,929
C170	Manufacture of paper and paper products	767,535	1,160,360	286,804	1,234,952
C181	Printing and service activities related to printing	187,260	524,113	124,706	977,972
C192	Manufacture of refined petroleum products	6,156	2,238	327	15,786
C199	Manufacture of other fuel products	S	S	S	S
C201	Manufacture of basic chemicals	82,070	185,467	61,830	283,689
C202	Manufacture of other chemical products, n.e.c.	607,784	1,125,038	247,747	4,589,291
C203	Manufacture of man-made fibers	S	S	S	S
C210	Manufacture of pharmaceuticals, medicinal chemical and botanical products	331,058	459,476	111,698	17,096,326
C221	Manufacture of rubber products	106,169	377,038	34,779	277,544
C222	Manufacture of plastics products	517,865	3,306,493	677,662	1,079,024
C231	Manufacture of glass and glass products	864,712	315,596	53,624	277,646
C239	Manufacture of non-metallic mineral products, n.e.c.	402,779	128,580	32,671	1,158,398
C241	Manufacture of basic iron and steel	1,103,353	2,138,712	554,068	327,597
C242	Manufacture of basic precious and other non-ferrous metals	8,371	86,508	2,072	96,294
C243	Casting of metals	35,084	68,610	13,683	39,035
C251	Manufacture of structural metal products, tanks, reservoirs and steam generators	187,054	155,920	39,514	341,486
C252	Manufacture of weapons and ammunition	2,219	18,815	3,869	36,601
C259	Manufacture of other fabricated metal products; metal working service activities	297,771	718,689	92,368	649,521
C261	Manufacture of electronic components	150,256	1,493,938	273,938	1,385,587
C262	Manufacture of computers and peripheral equipment and accessories	S	S	S	S
C264	Manufacture of consumer electronics	1,713	15,369	2,911	8,030
C265	Manufacture of measuring, testing, navigating and control equipment; watches and clocks	6,484	6,405	649	2,741
C267	Manufacture of optical instruments and photographic equipment	S	S	S	S
C271	Manufacture of electric motors, generators, transformers and electricity distribution and control apparatus	7,672	10,110	3,208	7,020
C272	Manufacture of batteries and accumulators	S	S	S	S

Table 5.6 Number of Establishments and Cost by Type for Manufacturing Establishments by Region and Industry Group:
Philippines, 2018

(Values are in thousand PhP. Except Number of Establishment. Details may not add-up to total due to rounding and/or statistical disclosure control.)

Continued

2009 PSIC Code	Region / Industry Description	Cost Fuels, Lubricants, Oils and Greases Purchased			
			Electricity Purchased	Water Purchased	Industrial Service Done by Others
		(5)	(6)	(7)	(8)
C273	Manufacture of wiring and wiring devices	24,585	180,479	41,321	140,871
C274	Manufacture of electric lighting equipment	3,365	7,468	1,859	4,951
C275	Manufacture of domestic appliances	11,138	70,867	6,460	62,502
C279	Manufacture of other electrical equipment	1,396	8,344	2,402	719
C281	Manufacture of general purpose machinery	36,452	85,788	17,698	240,090
C282	Manufacture of special purpose machinery	39,904	59,436	9,828	25,061
C291	Manufacture of motor vehicles	1,814	4,215	954	4,949
C292	Manufacture of bodies (coachwork) for motor vehicles; manufacture of trailers and semi-trailers	6,482	13,811	3,534	28,318
C293	Manufacture of parts and accessories for motor vehicles	3,250	21,913	4,341	92,565
C301	Building of ships and boats	3,554	5,124	1,159	4,042
C303	Manufacture of air and spacecraft and related machinery	S	S	S	S
C309	Manufacture of transport equipment, n.e.c.	37,364	48,155	7,961	30,403
C310	Manufacture of furniture	106,848	360,476	112,823	1,323,829
C321	Manufacture of jewelry, bijouterie and related articles	1,341	2,711	614	6,082
C322	Manufacture of musical instruments	S	S	S	S
C323	Manufacture of sports goods	3,248	13,092	359	217,107
C324	Manufacture of games and toys	4,578	19,069	4,691	15,229
C325	Manufacture of medical and dental instruments and supplies	3,001	27,374	1,945	7,853
C329	Other manufacturing, n.e.c.	24,256	39,008	10,112	111,749
C331	Repair of fabricated metal products, machinery and equipment	89,941	267,216	54,196	5,529,247
C332	Installation of industrial machinery and equipment	2,214	1,089	311	1,014
	Cordillera Administrative Region	154,789	1,201,251	58,637	1,006,112
C101	Processing and preserving of meat	1,273	8,029	2,896	-
C102	Processing and preserving of fish, crustaceans and mollusks	724	563	193	783
C103	Processing and preserving of fruits and vegetables	3,417	1,274	281	53,754
C105	Manufacture of dairy products	S	S	S	S
C106	Manufacture of grain mill products, starches and starch products	1,782	377	28	574
C107	Manufacture of other food products	37,749	27,746	6,085	22,410
C110	Manufacture of beverages	16,938	23,240	1,143	18,747
C131	Spinning, weaving and finishing of textiles	333	480	125	51

Table 5.6 Number of Establishments and Cost by Type for Manufacturing Establishments by Region and Industry Group:
Philippines, 2018*(Values are in thousand Php. Except Number of Establishment. Details may not add-up to total due to rounding and/or statistical disclosure control.)**Continued*

2009 PSIC Code	Region / Industry Description	Cost			
		Fuels, Lubricants, Oils and Greases Purchased	Electricity Purchased	Water Purchased	Industrial Service Done by Others
		(5)	(6)	(7)	(8)
C139	Manufacture of other textiles	434	1,503	366	7,391
C141	Manufacture of wearing apparel, except fur apparel	S	S	S	S
C142	Custom tailoring and dressmaking	2,418	1,295	549	3,324
C162	Manufacture of products of wood, cork, straw and plaiting materials	68	154	28	405
C181	Printing and service activities related to printing	2,078	1,916	316	3,164
C201	Manufacture of basic chemicals	372	197	84	639
C221	Manufacture of rubber products	1	6	5	2
C222	Manufacture of plastics products	S	S	S	S
C231	Manufacture of glass and glass products	S	S	S	S
C239	Manufacture of non-metallic mineral products, n.e.c.	3,320	5,321	388	1,454
C241	Manufacture of basic iron and steel	147	3,884	971	-
C251	Manufacture of structural metal products, tanks, reservoirs and steam generators	108	260	59	459
C259	Manufacture of other fabricated metal products; metal working service activities	425	454	99	2,590
C261	Manufacture of electronic components	S	S	S	S
C303	Manufacture of air and spacecraft and related machinery	S	S	S	S
C310	Manufacture of furniture	620	485	146	1,258
C321	Manufacture of jewelry, bijouterie and related articles	S	S	S	S
I – Ilocos Region		607,520	2,239,240	401,248	1,762,785
C101	Processing and preserving of meat	8,788	81,998	296	326,742
C102	Processing and preserving of fish, crustaceans and mollusks	30,988	54,954	307	157,028
C103	Processing and preserving of fruits and vegetables	17,178	4,334	31	5,780
C105	Manufacture of dairy products	S	S	S	S
C106	Manufacture of grain mill products, starches and starch products	17,882	30,151	8,906	9,886
C107	Manufacture of other food products	46,974	266,180	11,658	86,357
C108	Manufacture of prepared animal feeds	5,492	495	100	15
C110	Manufacture of beverages	41,838	19,397	2,630	285,372
C120	Manufacture of tobacco products	S	S	S	S
C131	Spinning, weaving and finishing of textiles	21	81	16	77
C141	Manufacture of wearing apparel, except fur apparel	242	154	14	28
C142	Custom tailoring and dressmaking	200	1,421	115	363

Table 5.6 Number of Establishments and Cost by Type for Manufacturing Establishments by Region and Industry Group:
Philippines, 2018

(Values are in thousand PhP. Except Number of Establishment. Details may not add-up to total due to rounding and/or statistical disclosure control.)

Continued

2009 PSIC Code	Region / Industry Description	Cost			
		Fuels, Lubricants, Oils and Greases Purchased	Electricity Purchased	Water Purchased	Industrial Service Done by Others
		(5)	(6)	(7)	(8)
C152	Manufacture of footwear	48	93	15	-
C162	Manufacture of products of wood, cork, straw and plaiting materials	420	452	107	-
C170	Manufacture of paper and paper products	1,503	21,460	6,938	18,560
C181	Printing and service activities related to printing	8,394	9,887	430	3,572
C201	Manufacture of basic chemicals	4,360	4,835	284	7,441
C210	Manufacture of pharmaceuticals, medicinal chemical and botanical products	S	S	S	S
C221	Manufacture of rubber products	-	53	13	19
C231	Manufacture of glass and glass products	24	885	50	-
C239	Manufacture of non-metallic mineral products, n.e.c.	411,926	1,729,912	367,349	846,525
C241	Manufacture of basic iron and steel	212	5,169	566	6,058
C251	Manufacture of structural metal products, tanks, reservoirs and steam generators	1,743	1,882	368	5,290
C259	Manufacture of other fabricated metal products; metal working service activities	1,346	494	71	865
C273	Manufacture of wiring and wiring devices	S	S	S	S
C282	Manufacture of special purpose machinery	S	S	S	S
C292	Manufacture of bodies (coachwork) for motor vehicles; manufacture of trailers and semi-trailers	1,604	119	14	8
C293	Manufacture of parts and accessories for motor vehicles	51	49	7	-
C309	Manufacture of transport equipment, n.e.c.	325	673	77	-
C321	Manufacture of jewelry, bijouterie and related articles	S	S	S	S
C324	Manufacture of games and toys	S	S	S	S
C329	Other manufacturing, n.e.c.	947	743	55	212
C331	Repair of fabricated metal products, machinery and equipment	2,574	2,039	484	992
II – Cagayan Valley		658,160	601,842	80,609	481,000
C101	Processing and preserving of meat	9,301	15,657	7,996	16,335
C102	Processing and preserving of fish, crustaceans and mollusks	21	59	25	-
C103	Processing and preserving of fruits and vegetables	69	63	14	287
C104	Manufacture of vegetable and animal oils and fats	S	S	S	S

Table 5.6 Number of Establishments and Cost by Type for Manufacturing Establishments by Region and Industry Group:
Philippines, 2018

(Values are in thousand Php. Except Number of Establishment. Details may not add-up to total due to rounding and/or statistical disclosure control.)

Continued

2009 PSIC Code	Region / Industry Description	Cost			
		Fuels, Lubricants, Oils and Greases Purchased	Electricity Purchased	Water Purchased	Industrial Service Done by Others
		(5)	(6)	(7)	(8)
C105	Manufacture of dairy products	543	267	64	86
C106	Manufacture of grain mill products, starches and starch products	313,142	361,475	37,811	160,818
C107	Manufacture of other food products	26,578	38,075	13,654	7,499
C108	Manufacture of prepared animal feeds	50,253	8,763	4,411	62,808
C110	Manufacture of beverages	181,893	140,588	5,001	107,364
C120	Manufacture of tobacco products	3,259	10,833	7,053	5,517
C131	Spinning, weaving and finishing of textiles	56	142	8	34
C139	Manufacture of other textiles	132	250	107	-
C142	Custom tailoring and dressmaking	870	1,324	499	377
C151	Tanning and dressing of leather; manufacture of luggage and handbags	199	80	39	60
C162	Manufacture of products of wood, cork, straw and plaiting materials	77	75	21	-
C181	Printing and service activities related to printing	7,246	8,527	1,870	8,076
C182	Reproduction of recorded media	226	139	60	30
C199	Manufacture of other fuel products	S	S	S	S
C201	Manufacture of basic chemicals	S	S	S	S
C222	Manufacture of plastics products	275	43	24	142
C239	Manufacture of non-metallic mineral products, n.e.c.	2,713	1,934	461	748
C241	Manufacture of basic iron and steel	149	161	46	36
C251	Manufacture of structural metal products, tanks, reservoirs and steam generators	373	612	98	1,192
C252	Manufacture of weapons and ammunition	S	S	S	S
C259	Manufacture of other fabricated metal products; metal working service activities	1,618	1,911	599	232
C279	Manufacture of other electrical equipment	2,358	2,482	-	-
C282	Manufacture of special purpose machinery	2,548	2,010	264	1,260
C310	Manufacture of furniture	11,378	2,542	91	1,108
C321	Manufacture of jewelry, bijouterie and related articles	33	70	27	-
C329	Other manufacturing, n.e.c.	S	S	S	S
C331	Repair of fabricated metal products, machinery and equipment	127	588	169	169
III – Central Luzon		8,803,465	25,898,539	2,527,412	75,124,660
C101	Processing and preserving of meat	191,603	658,434	77,703	1,619,554
C102	Processing and preserving of fish, crustaceans and mollusks	31,984	75,138	12,486	29,212

Table 5.6 Number of Establishments and Cost by Type for Manufacturing Establishments by Region and Industry Group:
Philippines, 2018

(Values are in thousand PhP. Except Number of Establishment. Details may not add-up to total due to rounding and/or statistical disclosure control.)

Continued

2009 PSIC Code	Region / Industry Description	Cost			
		Fuels, Lubricants, Oils and Greases Purchased	Electricity Purchased	Water Purchased	Industrial Service Done by Others
		(5)	(6)	(7)	(8)
C103	Processing and preserving of fruits and vegetables	54,247	60,400	10,019	430,151
C104	Manufacture of vegetable and animal oils and fats	487	583	272	5,058
C105	Manufacture of dairy products	6,552	101,731	5,868	90,511
C106	Manufacture of grain mill products, starches and starch products	132,028	460,559	66,182	129,072
C107	Manufacture of other food products	766,727	1,555,737	295,599	1,034,202
C108	Manufacture of prepared animal feeds	238,622	787,389	171,384	895,824
C110	Manufacture of beverages	886,370	639,057	51,680	985,713
C120	Manufacture of tobacco products	S	S	S	S
C131	Spinning, weaving and finishing of textiles	230,905	802,611	219,349	68,997
C139	Manufacture of other textiles	6,016	56,507	1,238	123,279
C141	Manufacture of wearing apparel, except fur apparel	145,340	131,917	40,931	129,766
C142	Custom tailoring and dressmaking	1,264	4,363	770	2,035
C143	Manufacture of knitted and crocheted apparel	114	14,368	756	50,369
C151	Tanning and dressing of leather; manufacture of luggage and handbags	14,867	238,393	15,201	19,290
C152	Manufacture of footwear	6,007	46,119	4,074	8,865
C161	Sawmilling and planing of wood	S	S	S	S
C162	Manufacture of products of wood, cork, straw and plaiting materials	16,099	116,718	7,410	6,375
C170	Manufacture of paper and paper products	1,273,821	1,339,678	160,399	344,546
C181	Printing and service activities related to printing	11,058	20,863	3,758	12,245
C192	Manufacture of refined petroleum products	1,245	2,090,643	181,868	369,140
C201	Manufacture of basic chemicals	87,703	628,601	39,022	99,636
C202	Manufacture of other chemical products, n.e.c.	89,254	148,375	38,745	90,863
C210	Manufacture of pharmaceuticals, medicinal chemical and botanical products	39,132	141,311	18,744	210,437
C221	Manufacture of rubber products	553,399	409,720	25,651	608,216
C222	Manufacture of plastics products	175,493	949,790	182,963	264,529
C231	Manufacture of glass and glass products	4,781	38,531	1,582	19,011
C239	Manufacture of non-metallic mineral products, n.e.c.	2,731,322	5,521,061	28,798	3,514,386
C241	Manufacture of basic iron and steel	326,585	2,626,187	344,715	218,382
C242	Manufacture of basic precious and other non-ferrous metals	29,068	27,481	4,825	4,859
C243	Casting of metals	9,196	17,415	7,418	11,323

Table 5.6 Number of Establishments and Cost by Type for Manufacturing Establishments by Region and Industry Group:
Philippines, 2018

(Values are in thousand PhP. Except Number of Establishment. Details may not add-up to total due to rounding and/or statistical disclosure control.)

Continued

2009 PSIC Code	Region / Industry Description	Cost			
		Fuels, Lubricants, Oils and Greases Purchased	Electricity Purchased	Water Purchased	Industrial Service Done by Others
		(5)	(6)	(7)	(8)
C251	Manufacture of structural metal products, tanks, reservoirs and steam generators	15,774	62,350	5,962	128,988
C259	Manufacture of other fabricated metal products; metal working service activities	101,229	172,807	32,541	155,306
C261	Manufacture of electronic components	144,790	2,836,828	186,299	2,046,517
C262	Manufacture of computers and peripheral equipment and accessories	219,604	753,837	38,318	93,132
C263	Manufacture of communication equipment	S	S	S	S
C264	Manufacture of consumer electronics	691	3,777	225	273
C265	Manufacture of measuring, testing, navigating and control equipment; watches and clocks	526	6,736	368	602
C271	Manufacture of electric motors, generators, transformers and electricity distribution and control apparatus	13,369	7,731	1,764	34,136
C272	Manufacture of batteries and accumulators	S	S	S	S
C273	Manufacture of wiring and wiring devices	8,438	103,505	7,006	118,363
C274	Manufacture of electric lighting equipment	3,782	18,217	3,547	3,795
C275	Manufacture of domestic appliances	14,790	19,389	8,310	-
C279	Manufacture of other electrical equipment	3,183	13,153	2,209	14,662
C281	Manufacture of general purpose machinery	8,913	40,952	3,759	366,947
C282	Manufacture of special purpose machinery	4,292	9,260	1,850	14,188
C291	Manufacture of motor vehicles	2,883	1,095	395	4,623
C292	Manufacture of bodies (coachwork) for motor vehicles; manufacture of trailers and semi-trailers	S	S	S	S
C293	Manufacture of parts and accessories for motor vehicles	24,141	334,383	10,950	256,384
C301	Building of ships and boats	S	S	S	S
C303	Manufacture of air and spacecraft and related machinery	15,808	30,927	9,836	12,841
C309	Manufacture of transport equipment, n.e.c.	1,844	2,687	451	3,232
C310	Manufacture of furniture	31,079	75,146	14,530	45,424
C321	Manufacture of jewelry, bijouterie and related articles	1,307	5,163	722	4,318
C322	Manufacture of musical instruments	S	S	S	S
C323	Manufacture of sports goods	37,019	101,643	447	165,767

Table 5.6 Number of Establishments and Cost by Type for Manufacturing Establishments by Region and Industry Group:
Philippines, 2018

(Values are in thousand PhP. Except Number of Establishment. Details may not add-up to total due to rounding and/or statistical disclosure control.)

Continued

2009 PSIC Code	Region / Industry Description	Cost			
		Fuels, Lubricants, Oils and Greases Purchased	Electricity Purchased	Water Purchased	Industrial Service Done by Others
		(5)	(6)	(7)	(8)
C324	Manufacture of games and toys	2,034	6,954	1,422	2,431
C325	Manufacture of medical and dental instruments and supplies	9,553	233,656	19,156	446,200
C329	Other manufacturing, n.e.c.	5,269	31,616	3,202	210,537
C331	Repair of fabricated metal products, machinery and equipment	30,951	89,631	5,088	3,770,411
C332	Installation of industrial machinery and equipment	S	S	S	S
IVA – CALABARZON		19,288,865	49,042,851	4,563,366	64,685,376
C101	Processing and preserving of meat	313,204	1,321,428	107,219	1,462,107
C102	Processing and preserving of fish, crustaceans and mollusks	9,216	144,538	9,937	108,109
C103	Processing and preserving of fruits and vegetables	122,963	100,689	16,061	302,742
C104	Manufacture of vegetable and animal oils and fats	142,529	434,889	36,651	539,107
C105	Manufacture of dairy products	176,357	314,960	181,370	119,970
C106	Manufacture of grain mill products, starches and starch products	40,991	125,401	13,655	61,086
C107	Manufacture of other food products	1,245,607	2,280,604	367,381	4,384,143
C108	Manufacture of prepared animal feeds	48,939	127,347	14,033	210,064
C110	Manufacture of beverages	899,338	6,861,141	299,514	4,376,527
C120	Manufacture of tobacco products	76,614	72,321	3,307	145,582
C131	Spinning, weaving and finishing of textiles	17,492	201,484	44,863	256,447
C139	Manufacture of other textiles	16,908	83,049	10,351	33,819
C141	Manufacture of wearing apparel, except fur apparel	93,371	307,291	34,299	878,809
C142	Custom tailoring and dressmaking	4,116	7,092	502	3,084
C143	Manufacture of knitted and crocheted apparel	7,482	78,633	8,317	42,391
C151	Tanning and dressing of leather; manufacture of luggage and handbags	239,491	312,900	46,694	325,279
C152	Manufacture of footwear	32,193	116,526	8,831	31,837
C161	Sawmilling and planing of wood	S	S	S	S
C162	Manufacture of products of wood, cork, straw and plaiting materials	58,414	559,828	46,320	392,986
C170	Manufacture of paper and paper products	328,553	803,554	132,926	504,853
C181	Printing and service activities related to printing	116,062	182,106	24,828	191,473
C182	Reproduction of recorded media	S	S	S	S
C192	Manufacture of refined petroleum products	S	S	S	S
C199	Manufacture of other fuel products	S	S	S	S
C201	Manufacture of basic chemicals	1,991,650	1,042,372	53,148	1,159,257

Table 5.6 Number of Establishments and Cost by Type for Manufacturing Establishments by Region and Industry Group:
Philippines, 2018

(Values are in thousand Php. Except Number of Establishment. Details may not add-up to total due to rounding and/or statistical disclosure control.)

Continued

2009 PSIC Code	Region / Industry Description	Cost			
		Fuels, Lubricants, Oils and Greases Purchased	Electricity Purchased	Water Purchased	Industrial Service Done by Others
		(5)	(6)	(7)	(8)
C202	Manufacture of other chemical products, n.e.c.	537,423	698,717	60,873	2,890,689
C210	Manufacture of pharmaceuticals, medicinal chemical and botanical products	258,134	563,529	153,590	809,889
C221	Manufacture of rubber products	96,965	351,541	14,218	258,505
C222	Manufacture of plastics products	314,940	2,197,044	183,250	1,655,774
C231	Manufacture of glass and glass products	1,404,369	566,643	5,436	216,213
C239	Manufacture of non-metallic mineral products, n.e.c.	4,889,872	2,485,797	75,269	3,450,950
C241	Manufacture of basic iron and steel	709,787	2,295,716	40,831	706,341
C242	Manufacture of basic precious and other non-ferrous metals	25,211	34,419	6,405	10,201
C243	Casting of metals	284,715	469,313	90,598	395,034
C251	Manufacture of structural metal products, tanks, reservoirs and steam generators	96,953	213,364	31,404	589,154
C252	Manufacture of weapons and ammunition	S	S	S	S
C259	Manufacture of other fabricated metal products; metal working service activities	457,672	967,325	127,029	1,527,610
C261	Manufacture of electronic components	1,074,336	12,744,436	1,041,774	17,679,087
C262	Manufacture of computers and peripheral equipment and accessories	1,016,435	1,972,089	237,776	531,322
C263	Manufacture of communication equipment	25,609	38,528	3,171	114,772
C264	Manufacture of consumer electronics	60,297	584,153	72,714	700,473
C265	Manufacture of measuring, testing, navigating and control equipment; watches and clocks	2,724	18,086	6,812	3,778
C267	Manufacture of optical instruments and photographic equipment	18,533	272,968	8,694	431,010
C271	Manufacture of electric motors, generators, transformers and electricity distribution and control apparatus	34,662	282,316	29,884	454,698
C272	Manufacture of batteries and accumulators	S	S	S	S
C273	Manufacture of wiring and wiring devices	80,423	170,631	18,742	391,164
C274	Manufacture of electric lighting equipment	64,142	347,530	10,687	122,104
C275	Manufacture of domestic appliances	6,087	28,150	5,223	100,699
C279	Manufacture of other electrical equipment	85,877	563,688	49,289	3,198,060

Table 5.6 Number of Establishments and Cost by Type for Manufacturing Establishments by Region and Industry Group:
Philippines, 2018

(Values are in thousand PhP. Except Number of Establishment. Details may not add-up to total due to rounding and/or statistical disclosure control.)

Continued

2009 PSIC Code	Region / Industry Description	Cost			
		Fuels, Lubricants, Oils and Greases Purchased	Electricity Purchased	Water Purchased	Industrial Service Done by Others
		(5)	(6)	(7)	(8)
C281	Manufacture of general purpose machinery	208,779	595,853	27,615	1,448,808
C282	Manufacture of special purpose machinery	138,123	683,460	87,561	1,241,213
C291	Manufacture of motor vehicles	90,624	103,589	18,330	627,233
C292	Manufacture of bodies (coachwork) for motor vehicles; manufacture of trailers and semi-trailers	8,366	21,929	1,539	160,736
C293	Manufacture of parts and accessories for motor vehicles	747,544	2,130,863	350,469	4,132,538
C301	Building of ships and boats	4,886	5,243	739	6,784
C302	Manufacture of railway locomotive and rolling stock	S	S	S	S
C303	Manufacture of air and spacecraft and related machinery	S	S	S	S
C309	Manufacture of transport equipment, n.e.c.	152,175	276,606	46,391	894,755
C310	Manufacture of furniture	60,992	97,034	19,157	121,747
C321	Manufacture of jewelry, bijouterie and related articles	1,465	4,540	1,311	5,427
C322	Manufacture of musical instruments	S	S	S	S
C323	Manufacture of sports goods	4,159	17,683	1,467	90,308
C324	Manufacture of games and toys	6,464	39,170	5,531	59,287
C325	Manufacture of medical and dental instruments and supplies	139,987	1,182,265	225,097	1,726,870
C329	Other manufacturing, n.e.c.	7,966	22,992	3,368	170,080
C331	Repair of fabricated metal products, machinery and equipment	64,323	151,278	23,177	639,817
C332	Installation of industrial machinery and equipment	S	S	S	S
	MIMAROPA	189,265	315,457	49,255	1,933,107
C101	Processing and preserving of meat	221	522	32	116
C102	Processing and preserving of fish, crustaceans and mollusks	S	S	S	S
C103	Processing and preserving of fruits and vegetables	S	S	S	S
C104	Manufacture of vegetable and animal oils and fats	7,731	17,525	4,296	44
C105	Manufacture of dairy products	8	91	23	9
C106	Manufacture of grain mill products, starches and starch products	53,336	115,682	13,042	38,842
C107	Manufacture of other food products	19,228	140,522	15,771	15,064
C110	Manufacture of beverages	13,435	14,239	14,735	2,109
C131	Spinning, weaving and finishing of textiles	55	21	5	-

Table 5.6 Number of Establishments and Cost by Type for Manufacturing Establishments by Region and Industry Group:
Philippines, 2018*(Values are in thousand PHP. Except Number of Establishment. Details may not add-up to total due to rounding and/or statistical disclosure control.)**Continued*

2009 PSIC Code	Region / Industry Description	Cost			
		Fuels, Lubricants, Oils and Greases Purchased	Electricity Purchased	Water Purchased	Industrial Service Done by Others
		(5)	(6)	(7)	(8)
C141	Manufacture of wearing apparel, except fur apparel	-	299	120	-
C142	Custom tailoring and dressmaking	314	1,670	39	-
C151	Tanning and dressing of leather; manufacture of luggage and handbags	56	38	11	59
C161	Sawmilling and planing of wood	171	80	-	74
C162	Manufacture of products of wood, cork, straw and plaiting materials	347	347	66	1,396
C181	Printing and service activities related to printing	1,544	12,359	344	3,789
C201	Manufacture of basic chemicals	13	63	14	-
C202	Manufacture of other chemical products, n.e.c.	S	S	S	S
C210	Manufacture of pharmaceuticals, medicinal chemical and botanical products	S	S	S	S
C222	Manufacture of plastics products	20	421	11	5
C239	Manufacture of non-metallic mineral products, n.e.c.	1,243	1,929	126	237
C241	Manufacture of basic iron and steel	221	113	17	27
C242	Manufacture of basic precious and other non-ferrous metals	S	S	S	S
C259	Manufacture of other fabricated metal products; metal working service activities	496	1,090	28	-
C282	Manufacture of special purpose machinery	S	S	S	S
C310	Manufacture of furniture	885	3,448	70	71
C331	Repair of fabricated metal products, machinery and equipment	16	402	172	205
V – Bicol Region		675,842	973,855	39,047	984,182
C101	Processing and preserving of meat	4,684	20,432	4,174	14,311
C102	Processing and preserving of fish, crustaceans and mollusks	2,810	3,524	890	970
C103	Processing and preserving of fruits and vegetables	410	313	71	150
C104	Manufacture of vegetable and animal oils and fats	10,923	229,563	698	158,157
C105	Manufacture of dairy products	253	732	186	127
C106	Manufacture of grain mill products, starches and starch products	24,657	111,495	1,654	12,995
C107	Manufacture of other food products	44,212	80,714	18,782	45,263
C108	Manufacture of prepared animal feeds	21,821	10,732	104	14,406
C110	Manufacture of beverages	28,650	45,710	2,453	7,706
C120	Manufacture of tobacco products	S	S	S	S
C131	Spinning, weaving and finishing of textiles	36	8	2	9

Table 5.6 Number of Establishments and Cost by Type for Manufacturing Establishments by Region and Industry Group: Philippines, 2018

(Values are in thousand PhP. Except Number of Establishment. Details may not add-up to total due to rounding and/or statistical disclosure control.)

Continued

2009 PSIC Code	Region / Industry Description	Cost			
		Fuels, Lubricants, Oils and Greases Purchased	Electricity Purchased	Water Purchased	Industrial Service Done by Others
		(5)	(6)	(7)	(8)
C139	Manufacture of other textiles	2,405	5,524	3,222	4,464
C141	Manufacture of wearing apparel, except fur apparel	450	2,284	114	924
C142	Custom tailoring and dressmaking	1,673	2,394	330	74
C151	Tanning and dressing of leather; manufacture of luggage and handbags	-	103	10	23
C152	Manufacture of footwear	92	164	18	-
C162	Manufacture of products of wood, cork, straw and plaiting materials	4,903	6,216	1,464	3,692
C170	Manufacture of paper and paper products	35,726	33,099	183	20,185
C181	Printing and service activities related to printing	4,180	10,880	1,585	2,491
C201	Manufacture of basic chemicals	108	26	6	3,148
C210	Manufacture of pharmaceuticals, medicinal chemical and botanical products	1,051	594	-	-
C231	Manufacture of glass and glass products	S	S	S	S
C239	Manufacture of non-metallic mineral products, n.e.c.	109,268	397,408	529	66,775
C241	Manufacture of basic iron and steel	888	752	136	10,069
C242	Manufacture of basic precious and other non-ferrous metals	S	S	S	S
C251	Manufacture of structural metal products, tanks, reservoirs and steam generators	711	1,105	61	990
C259	Manufacture of other fabricated metal products; metal working service activities	316	432	152	753
C281	Manufacture of general purpose machinery	2,003	3,298	825	1,972
C282	Manufacture of special purpose machinery	406	1,175	90	-
C293	Manufacture of parts and accessories for motor vehicles	-	46	17	43
C310	Manufacture of furniture	155	694	385	-
C329	Other manufacturing, n.e.c.	1,170	1,897	534	1,202
C331	Repair of fabricated metal products, machinery and equipment	4,588	2,187	352	4,402
VI – Western Visayas		1,748,502	1,259,811	100,398	2,547,840
C101	Processing and preserving of meat	28,954	19,333	2,572	12,377
C102	Processing and preserving of fish, crustaceans and mollusks	4,986	29,812	2,552	10,566
C103	Processing and preserving of fruits and vegetables	S	S	S	S
C104	Manufacture of vegetable and animal oils and fats	3,497	5,571	898	2,798

Table 5.6 Number of Establishments and Cost by Type for Manufacturing Establishments by Region and Industry Group:
Philippines, 2018

(Values are in thousand PhP. Except Number of Establishment. Details may not add-up to total due to rounding and/or statistical disclosure control.)

Continued

2009 PSIC Code	Region / Industry Description	Cost			
		Fuels, Lubricants, Oils and Greases Purchased	Electricity Purchased	Water Purchased	Industrial Service Done by Others
		(5)	(6)	(7)	(8)
C105	Manufacture of dairy products	162	286	184	-
C106	Manufacture of grain mill products, starches and starch products	29,297	74,675	4,266	42,762
C107	Manufacture of other food products	900,452	513,554	33,160	1,641,151
C108	Manufacture of prepared animal feeds	13,325	83,147	1,145	85,192
C110	Manufacture of beverages	326,386	337,211	22,818	460,406
C131	Spinning, weaving and finishing of textiles	224	444	147	1,078
C139	Manufacture of other textiles	137	90	46	67
C141	Manufacture of wearing apparel, except fur apparel	340	884	121	741
C142	Custom tailoring and dressmaking	982	2,745	449	639
C161	Sawmilling and planing of wood	313	131	1	906
C162	Manufacture of products of wood, cork, straw and plaiting materials	3,316	1,730	409	1,546
C181	Printing and service activities related to printing	3,557	10,605	1,940	7,186
C192	Manufacture of refined petroleum products	S	S	S	S
C201	Manufacture of basic chemicals	328,662	106,317	17,746	222,231
C202	Manufacture of other chemical products, n.e.c.	S	S	S	S
C210	Manufacture of pharmaceuticals, medicinal chemical and botanical products	1,681	1,185	227	4,799
C221	Manufacture of rubber products	8	27	-	-
C222	Manufacture of plastics products	19,361	37,013	5,160	3,427
C231	Manufacture of glass and glass products	20	10	3	-
C239	Manufacture of non-metallic mineral products, n.e.c.	65,482	12,536	2,029	19,552
C241	Manufacture of basic iron and steel	1,288	981	291	3,109
C243	Casting of metals	90	6,585	1,085	616
C251	Manufacture of structural metal products, tanks, reservoirs and steam generators	3,862	2,080	734	1,465
C259	Manufacture of other fabricated metal products; metal working service activities	1,585	2,086	99	239
C265	Manufacture of measuring, testing, navigating and control equipment; watches and clocks	S	S	S	S
C267	Manufacture of optical instruments and photographic equipment	S	S	S	S
C282	Manufacture of special purpose machinery	951	1,801	629	12,738
C293	Manufacture of parts and accessories for motor vehicles	73	24	16	24
C310	Manufacture of furniture	4,707	3,157	581	2,222

Table 5.6 Number of Establishments and Cost by Type for Manufacturing Establishments by Region and Industry Group:
Philippines, 2018

(Values are in thousand PhP. Except Number of Establishment. Details may not add-up to total due to rounding and/or statistical disclosure control.)

Continued

2009 PSIC Code	Region / Industry Description	Cost			
		Fuels, Lubricants, Oils and Greases Purchased	Electricity Purchased	Water Purchased	Industrial Service Done by Others
		(5)	(6)	(7)	(8)
C321	Manufacture of jewelry, bijouterie and related articles	31	358	90	163
C329	Other manufacturing, n.e.c.	1,912	2,139	216	3,948
C331	Repair of fabricated metal products, machinery and equipment	1,805	2,805	688	5,637
VII – Central Visayas		3,170,799	10,127,941	768,987	12,821,129
C101	Processing and preserving of meat	158,555	379,825	12,502	284,799
C102	Processing and preserving of fish, crustaceans and mollusks	120,246	246,261	28,028	221,665
C103	Processing and preserving of fruits and vegetables	74,165	175,345	19,585	82,142
C104	Manufacture of vegetable and animal oils and fats	24,816	91,074	1,449	64,672
C105	Manufacture of dairy products	2,512	1,834	616	1,975
C106	Manufacture of grain mill products, starches and starch products	13,228	81,785	4,486	33,061
C107	Manufacture of other food products	310,285	327,218	28,686	283,306
C108	Manufacture of prepared animal feeds	108,353	481,229	11,042	406,440
C110	Manufacture of beverages	293,867	320,484	80,156	825,260
C131	Spinning, weaving and finishing of textiles	287	7,407	299	215
C139	Manufacture of other textiles	4,065	22,098	49,032	14,921
C141	Manufacture of wearing apparel, except fur apparel	27,216	271,120	25,410	1,242,720
C142	Custom tailoring and dressmaking	1,015	2,108	370	1,291
C151	Tanning and dressing of leather; manufacture of luggage and handbags	S	S	S	S
C152	Manufacture of footwear	11,807	84,455	9,882	34,959
C161	Sawmilling and planing of wood	5,478	11,783	22	15,553
C162	Manufacture of products of wood, cork, straw and plaiting materials	7,638	11,364	1,100	28,650
C170	Manufacture of paper and paper products	91,199	73,296	16,007	51,347
C181	Printing and service activities related to printing	19,151	49,425	7,245	39,379
C201	Manufacture of basic chemicals	32,797	74,247	6,213	173,257
C202	Manufacture of other chemical products, n.e.c.	61,149	125,352	9,765	83,356
C210	Manufacture of pharmaceuticals, medicinal chemical and botanical products	21,957	24,516	2,789	455
C221	Manufacture of rubber products	18,229	198,265	4,245	30,305
C222	Manufacture of plastics products	79,710	253,304	35,542	103,770
C231	Manufacture of glass and glass products	97,092	103,560	14,748	54,948
C239	Manufacture of non-metallic mineral products, n.e.c.	522,595	1,583,378	23,228	1,069,363

Table 5.6 Number of Establishments and Cost by Type for Manufacturing Establishments by Region and Industry Group:
Philippines, 2018

(Values are in thousand Php. Except Number of Establishment. Details may not add-up to total due to rounding and/or statistical disclosure control.)

Continued

2009 PSIC Code	Region / Industry Description	Cost			
		Fuels, Lubricants, Oils and Greases Purchased	Electricity Purchased	Water Purchased	Industrial Service Done by Others
		(5)	(6)	(7)	(8)
C241	Manufacture of basic iron and steel	643,876	596,935	20,947	181,903
C242	Manufacture of basic precious and other non-ferrous metals	S	S	S	S
C243	Casting of metals	35,877	91,422	6,478	20,696
C251	Manufacture of structural metal products, tanks, reservoirs and steam generators	4,178	14,012	7,455	4,902
C252	Manufacture of weapons and ammunition	S	S	S	S
C259	Manufacture of other fabricated metal products; metal working service activities	26,408	210,304	15,933	201,252
C261	Manufacture of electronic components	83,517	1,813,447	186,351	4,024,799
C262	Manufacture of computers and peripheral equipment and accessories	S	S	S	S
C263	Manufacture of communication equipment	S	S	S	S
C264	Manufacture of consumer electronics	1,630	96,293	2,182	70,944
C265	Manufacture of measuring, testing, navigating and control equipment; watches and clocks	1,290	127,224	6,271	11,637
C267	Manufacture of optical instruments and photographic equipment	6,588	241,824	17,482	228,543
C271	Manufacture of electric motors, generators, transformers and electricity distribution and control apparatus	859	38,727	1,402	4,358
C273	Manufacture of wiring and wiring devices	S	S	S	S
C274	Manufacture of electric lighting equipment	1,863	19,132	417	985
C275	Manufacture of domestic appliances	S	S	S	S
C279	Manufacture of other electrical equipment	S	S	S	S
C281	Manufacture of general purpose machinery	17,897	43,004	2,513	51,767
C282	Manufacture of special purpose machinery	9,049	6,251	597	3,314
C291	Manufacture of motor vehicles	7,510	32,056	1,843	4,077
C293	Manufacture of parts and accessories for motor vehicles	36,138	405,814	7,861	19,387
C301	Building of ships and boats	47,499	582,328	12,255	2,051,542
C309	Manufacture of transport equipment, n.e.c.	5,202	85,625	11,101	61,684
C310	Manufacture of furniture	63,531	204,306	23,154	163,264
C321	Manufacture of jewelry, bijouterie and related articles	4,034	17,247	7,689	110,647
C322	Manufacture of musical instruments	S	S	S	S

Table 5.6 Number of Establishments and Cost by Type for Manufacturing Establishments by Region and Industry Group:
Philippines, 2018

(Values are in thousand PhP. Except Number of Establishment. Details may not add-up to total due to rounding and/or statistical disclosure control.)

Continued

2009 PSIC Code	Region / Industry Description	Cost			
		Fuels, Lubricants, Oils and Greases Purchased	Electricity Purchased	Water Purchased	Industrial Service Done by Others
		(5)	(6)	(7)	(8)
C323	Manufacture of sports goods	S	S	S	S
C324	Manufacture of games and toys	S	S	S	S
C325	Manufacture of medical and dental instruments and supplies	16,539	125,364	9,995	204,651
C329	Other manufacturing, n.e.c.	4,678	23,320	1,695	10,535
C331	Repair of fabricated metal products, machinery and equipment	30,303	40,017	5,873	55,617
VIII – Eastern Visayas		852,815	1,981,123	168,038	1,013,264
C101	Processing and preserving of meat	S	S	S	S
C102	Processing and preserving of fish, crustaceans and mollusks	2,339	23,900	4,087	3,680
C103	Processing and preserving of fruits and vegetables	1,676	123	35	36
C104	Manufacture of vegetable and animal oils and fats	10,806	60,135	57,029	21,787
C105	Manufacture of dairy products	S	S	S	S
C106	Manufacture of grain mill products, starches and starch products	7,028	29,415	1,213	1,642
C107	Manufacture of other food products	100,403	97,308	25,966	81,303
C110	Manufacture of beverages	60,830	76,616	9,740	70,006
C131	Spinning, weaving and finishing of textiles	44	16	7	-
C139	Manufacture of other textiles	S	S	S	S
C141	Manufacture of wearing apparel, except fur apparel	33	199	-	3
C142	Custom tailoring and dressmaking	330	782	68	65
C162	Manufacture of products of wood, cork, straw and plaiting materials	366	1,014	82	35
C170	Manufacture of paper and paper products	91,107	32,085	11,908	9,609
C181	Printing and service activities related to printing	4,104	8,241	797	11,171
C201	Manufacture of basic chemicals	1,244	5,164	583	4,523
C210	Manufacture of pharmaceuticals, medicinal chemical and botanical products	S	S	S	S
C222	Manufacture of plastics products	592	5,023	2,148	733
C231	Manufacture of glass and glass products	794	238	43	-
C239	Manufacture of non-metallic mineral products, n.e.c.	3,188	622	127	643
C241	Manufacture of basic iron and steel	747	310	103	120
C242	Manufacture of basic precious and other non-ferrous metals	S	S	S	S
C243	Casting of metals	S	S	S	S
C251	Manufacture of structural metal products, tanks, reservoirs and steam generators	35	167	28	-

Table 5.6 Number of Establishments and Cost by Type for Manufacturing Establishments by Region and Industry Group:
Philippines, 2018*(Values are in thousand Php. Except Number of Establishment. Details may not add-up to total due to rounding and/or statistical disclosure control.)**Continued*

2009 PSIC Code	Region / Industry Description	Cost			
		Fuels, Lubricants, Oils and Greases Purchased	Electricity Purchased	Water Purchased	Industrial Service Done by Others
		(5)	(6)	(7)	(8)
C259	Manufacture of other fabricated metal products; metal working service activities	389	1,086	48	215
C273	Manufacture of wiring and wiring devices	S	S	S	S
C282	Manufacture of special purpose machinery	S	S	S	S
C310	Manufacture of furniture	314	353	20	-
C321	Manufacture of jewelry, bijouterie and related articles	256	33	115	16
C329	Other manufacturing, n.e.c.	2,625	384	12	1,212
C331	Repair of fabricated metal products, machinery and equipment	1,855	915	131	6,428
	IX – Zamboanga Peninsula	1,377,575	922,478	288,045	726,389
C101	Processing and preserving of meat	8,278	6,094	302	215,867
C102	Processing and preserving of fish, crustaceans and mollusks	883,233	280,461	29,741	407,494
C104	Manufacture of vegetable and animal oils and fats	4,173	75,100	1,283	15,860
C105	Manufacture of dairy products	16	165	17	39
C106	Manufacture of grain mill products, starches and starch products	31,965	51,830	10,445	7,723
C107	Manufacture of other food products	373,615	354,246	222,810	13,895
C108	Manufacture of prepared animal feeds	S	S	S	S
C110	Manufacture of beverages	27,893	19,580	14,311	14,556
C139	Manufacture of other textiles	S	S	S	S
C142	Custom tailoring and dressmaking	377	2,635	301	673
C161	Sawmilling and planing of wood	575	23	5	-
C162	Manufacture of products of wood, cork, straw and plaiting materials	S	S	S	S
C181	Printing and service activities related to printing	2,977	5,515	527	1,431
C221	Manufacture of rubber products	6,550	16,375	1,042	4,428
C222	Manufacture of plastics products	427	1,728	1,116	1,437
C231	Manufacture of glass and glass products	261	180	206	-
C239	Manufacture of non-metallic mineral products, n.e.c.	2,263	566	265	4,703
C241	Manufacture of basic iron and steel	143	116	18	1,450
C251	Manufacture of structural metal products, tanks, reservoirs and steam generators	420	2,399	455	22
C259	Manufacture of other fabricated metal products; metal working service activities	17,607	59,102	1,707	13,568
C310	Manufacture of furniture	2,575	1,514	247	1,886

Table 5.6 Number of Establishments and Cost by Type for Manufacturing Establishments by Region and Industry Group:
Philippines, 2018

(Values are in thousand PhP. Except Number of Establishment. Details may not add-up to total due to rounding and/or statistical disclosure control.)

Continued

2009 PSIC Code	Region / Industry Description	Cost			
		Fuels, Lubricants, Oils and Greases Purchased	Electricity Purchased	Water Purchased	Industrial Service Done by Others
		(5)	(6)	(7)	(8)
C321	Manufacture of jewelry, bijouterie and related articles	S	S	S	S
C329	Other manufacturing, n.e.c.	-	348	48	-
C331	Repair of fabricated metal products, machinery and equipment	9,596	19,263	1,062	8,742
X – Northern Mindanao		2,903,330	6,262,816	907,255	3,557,494
C101	Processing and preserving of meat	12,360	50,967	11,106	41,245
C102	Processing and preserving of fish, crustaceans and mollusks	S	S	S	S
C103	Processing and preserving of fruits and vegetables	4,738	776,017	34,481	887,012
C104	Manufacture of vegetable and animal oils and fats	213,636	267,774	1,913	171,530
C105	Manufacture of dairy products	252	706	96	1,308
C106	Manufacture of grain mill products, starches and starch products	106,059	507,991	185,465	1,347,954
C107	Manufacture of other food products	186,656	249,078	31,338	150,698
C108	Manufacture of prepared animal feeds	1,535,108	3,195,912	511,228	626
C110	Manufacture of beverages	126,636	162,589	19,213	309,209
C131	Spinning, weaving and finishing of textiles	-	3	-	-
C139	Manufacture of other textiles	544	64	48	-
C141	Manufacture of wearing apparel, except fur apparel	882	1,956	168	182
C142	Custom tailoring and dressmaking	1,953	2,301	412	58
C152	Manufacture of footwear	180	685	294	4,699
C161	Sawmilling and planing of wood	29,774	117,919	54,040	3,002
C162	Manufacture of products of wood, cork, straw and plaiting materials	4,719	56,059	851	3,070
C170	Manufacture of paper and paper products	127,992	76,370	4,847	74,233
C181	Printing and service activities related to printing	7,530	14,181	4,111	9,263
C192	Manufacture of refined petroleum products	464	166	157	-
C201	Manufacture of basic chemicals	50,673	83,016	9,678	174,066
C202	Manufacture of other chemical products, n.e.c.	8,833	16,986	4,536	15,488
C210	Manufacture of pharmaceuticals, medicinal chemical and botanical products	S	S	S	S
C221	Manufacture of rubber products	S	S	S	S
C222	Manufacture of plastics products	8,210	76,607	8,925	8,644
C231	Manufacture of glass and glass products	116	35	14	165
C239	Manufacture of non-metallic mineral products, n.e.c.	197,771	398,209	5,501	283,444

Table 5.6 Number of Establishments and Cost by Type for Manufacturing Establishments by Region and Industry Group:
Philippines, 2018*(Values are in thousand PhP. Except Number of Establishment. Details may not add-up to total due to rounding and/or statistical disclosure control.)**Continued*

2009 PSIC Code	Region / Industry Description	Cost			
		Fuels, Lubricants, Oils and Greases Purchased	Electricity Purchased	Water Purchased	Industrial Service Done by Others
		(5)	(6)	(7)	(8)
C241	Manufacture of basic iron and steel	222,232	146,278	2,401	25,890
C243	Casting of metals	306	177	118	-
C251	Manufacture of structural metal products, tanks, reservoirs and steam generators	4,042	4,993	1,174	3,364
C259	Manufacture of other fabricated metal products; metal working service activities	589	2,760	1,531	409
C264	Manufacture of consumer electronics	S	S	S	S
C271	Manufacture of electric motors, generators, transformers and electricity distribution and control apparatus	S	S	S	S
C281	Manufacture of general purpose machinery	S	S	S	S
C282	Manufacture of special purpose machinery	S	S	S	S
C291	Manufacture of motor vehicles	876	310	28	8
C293	Manufacture of parts and accessories for motor vehicles	24	35	34	5
C310	Manufacture of furniture	4,234	3,403	1,276	1,719
C321	Manufacture of jewelry, bijouterie and related articles	S	S	S	S
C324	Manufacture of games and toys	S	S	S	S
C329	Other manufacturing, n.e.c.	S	S	S	S
C331	Repair of fabricated metal products, machinery and equipment	27,693	32,539	7,058	24,019
XI – Davao Region		1,693,122	3,964,050	525,758	4,005,131
C101	Processing and preserving of meat	16,501	56,895	20,185	18,736
C102	Processing and preserving of fish, crustaceans and mollusks	50,836	37,376	143	12,067
C103	Processing and preserving of fruits and vegetables	35,009	43,142	11,898	39,176
C104	Manufacture of vegetable and animal oils and fats	133,196	352,630	31,538	574,682
C105	Manufacture of dairy products	221	904	123	28
C106	Manufacture of grain mill products, starches and starch products	51,040	169,663	20,895	41,791
C107	Manufacture of other food products	165,355	389,334	99,427	173,848
C108	Manufacture of prepared animal feeds	141,561	420,076	41,107	780,938
C110	Manufacture of beverages	226,080	233,996	63,726	283,452
C120	Manufacture of tobacco products	S	S	S	S
C139	Manufacture of other textiles	2,531	12,600	2,335	3,232
C141	Manufacture of wearing apparel, except fur apparel	1,415	1,831	357	2,657
C142	Custom tailoring and dressmaking	1,135	2,384	353	2,123
C152	Manufacture of footwear	15	135	26	-

Table 5.6 Number of Establishments and Cost by Type for Manufacturing Establishments by Region and Industry Group:
Philippines, 2018

(Values are in thousand PhP. Except Number of Establishment. Details may not add-up to total due to rounding and/or statistical disclosure control.)

Continued

2009 PSIC Code	Region / Industry Description	Cost			
		Fuels, Lubricants, Oils and Greases Purchased	Electricity Purchased	Water Purchased	Industrial Service Done by Others
		(5)	(6)	(7)	(8)
C161	Sawmilling and planing of wood	1,792	2,254	530	9,345
C162	Manufacture of products of wood, cork, straw and plaiting materials	18,430	47,393	11,663	12,697
C170	Manufacture of paper and paper products	40,142	110,561	22,643	127,400
C181	Printing and service activities related to printing	17,574	45,396	6,117	55,344
C192	Manufacture of refined petroleum products	S	S	S	S
C201	Manufacture of basic chemicals	13,259	16,563	3,905	5,651
C202	Manufacture of other chemical products, n.e.c.	36,371	35,962	4,068	258,763
C210	Manufacture of pharmaceuticals, medicinal chemical and botanical products	1,074	6,802	7,851	513,573
C221	Manufacture of rubber products	76	698	150	50
C222	Manufacture of plastics products	146,435	422,286	31,167	128,080
C231	Manufacture of glass and glass products	1,316	3,731	985	819
C239	Manufacture of non-metallic mineral products, n.e.c.	504,695	1,111,995	10,005	843,350
C241	Manufacture of basic iron and steel	20,784	367,406	120,416	38,855
C242	Manufacture of basic precious and other non-ferrous metals	934	928	90	9,240
C243	Casting of metals	S	S	S	S
C251	Manufacture of structural metal products, tanks, reservoirs and steam generators	8,136	8,719	2,444	13,744
C252	Manufacture of weapons and ammunition	S	S	S	S
C259	Manufacture of other fabricated metal products; metal working service activities	5,828	3,027	494	5,309
C265	Manufacture of measuring, testing, navigating and control equipment; watches and clocks	S	S	S	S
C271	Manufacture of electric motors, generators, transformers and electricity distribution and control apparatus	S	S	S	S
C275	Manufacture of domestic appliances	864	432	105	340
C281	Manufacture of general purpose machinery	95	9,944	2,852	213
C282	Manufacture of special purpose machinery	5,178	2,945	538	9,756
C291	Manufacture of motor vehicles	S	S	S	S
C293	Manufacture of parts and accessories for motor vehicles	38	19	3	-
C301	Building of ships and boats	S	S	S	S
C310	Manufacture of furniture	20,822	23,639	3,690	6,915

Table 5.6 Number of Establishments and Cost by Type for Manufacturing Establishments by Region and Industry Group:
Philippines, 2018

(Values are in thousand Php. Except Number of Establishment. Details may not add-up to total due to rounding and/or statistical disclosure control.)

Continued

2009 PSIC Code	Region / Industry Description	Cost			
		Fuels, Lubricants, Oils and Greases Purchased	Electricity Purchased	Water Purchased	Industrial Service Done by Others
		(5)	(6)	(7)	(8)
C321	Manufacture of jewelry, bijouterie and related articles	751	2,297	574	155
C329	Other manufacturing, n.e.c.	1,065	1,360	457	1,118
C331	Repair of fabricated metal products, machinery and equipment	14,530	12,005	1,621	18,250
XII – SOCCSKSARGEN		607,266	1,179,643	222,401	4,831,680
C101	Processing and preserving of meat	3,876	42,171	5,109	27,333
C102	Processing and preserving of fish, crustaceans and mollusks	350,477	435,333	118,326	4,040,985
C103	Processing and preserving of fruits and vegetables	S	S	S	S
C104	Manufacture of vegetable and animal oils and fats	23,520	160,320	1,630	375,099
C105	Manufacture of dairy products	720	2,304	209	130
C106	Manufacture of grain mill products, starches and starch products	54,927	153,307	17,616	38,455
C107	Manufacture of other food products	62,062	106,084	27,533	82,498
C108	Manufacture of prepared animal feeds	4,352	46,507	943	8,961
C110	Manufacture of beverages	14,805	45,811	24,524	8,692
C131	Spinning, weaving and finishing of textiles	49	48	11	13
C139	Manufacture of other textiles	54	397	13	104
C141	Manufacture of wearing apparel, except fur apparel	129	749	48	3,542
C142	Custom tailoring and dressmaking	835	1,888	201	1,571
C161	Sawmilling and planing of wood	788	831	12	635
C162	Manufacture of products of wood, cork, straw and plaiting materials	4,836	3,213	35	2,778
C170	Manufacture of paper and paper products	337	8,300	947	22,077
C181	Printing and service activities related to printing	5,494	17,418	2,546	17,223
C192	Manufacture of refined petroleum products	S	S	S	S
C201	Manufacture of basic chemicals	1,103	5,714	1,386	3,239
C202	Manufacture of other chemical products, n.e.c.	S	S	S	S
C221	Manufacture of rubber products	S	S	S	S
C222	Manufacture of plastics products	S	S	S	S
C231	Manufacture of glass and glass products	S	S	S	S
C239	Manufacture of non-metallic mineral products, n.e.c.	3,039	1,901	979	1,637
C241	Manufacture of basic iron and steel	3,709	1,421	94	5,182
C243	Casting of metals	S	S	S	S

Table 5.6 Number of Establishments and Cost by Type for Manufacturing Establishments by Region and Industry Group:
Philippines, 2018

(Values are in thousand PhP. Except Number of Establishment. Details may not add-up to total due to rounding and/or statistical disclosure control.)

Continued

2009 PSIC Code	Region / Industry Description	Cost			
		Fuels, Lubricants, Oils and Greases Purchased	Electricity Purchased	Water Purchased	Industrial Service Done by Others
		(5)	(6)	(7)	(8)
C251	Manufacture of structural metal products, tanks, reservoirs and steam generators	28,042	20,539	2,119	16,562
C259	Manufacture of other fabricated metal products; metal working service activities	13,474	63,086	9,230	19,395
C301	Building of ships and boats	S	S	S	S
C310	Manufacture of furniture	10,840	6,521	1,519	1,413
C323	Manufacture of sports goods	S	S	S	S
C331	Repair of fabricated metal products, machinery and equipment	11,756	41,961	5,858	121,113
	XIII – Caraga	655,864	412,000	69,331	3,280,258
C101	Processing and preserving of meat	4,314	13,659	651	3,846
C102	Processing and preserving of fish, crustaceans and mollusks	S	S	S	S
C103	Processing and preserving of fruits and vegetables	S	S	S	S
C104	Manufacture of vegetable and animal oils and fats	31,850	86,322	12,670	16,775
C106	Manufacture of grain mill products, starches and starch products	3,497	22,207	252	2,860
C107	Manufacture of other food products	67,436	81,681	8,436	34,424
C108	Manufacture of prepared animal feeds	33	-	-	-
C110	Manufacture of beverages	3,399	4,894	4,102	1,075
C139	Manufacture of other textiles	6	16	6	48
C141	Manufacture of wearing apparel, except fur apparel	50	249	44	110
C142	Custom tailoring and dressmaking	224	1,089	152	983
C161	Sawmilling and planing of wood	25,380	6,843	1,062	9,067
C162	Manufacture of products of wood, cork, straw and plaiting materials	13,559	153,397	37,569	6,900
C181	Printing and service activities related to printing	2,173	4,964	1,775	3,744
C201	Manufacture of basic chemicals	S	S	S	S
C202	Manufacture of other chemical products, n.e.c.	10,547	17,321	677	12,414
C231	Manufacture of glass and glass products	S	S	S	S
C239	Manufacture of non-metallic mineral products, n.e.c.	331,923	691	134	16,873
C241	Manufacture of basic iron and steel	568	249	4	34
C242	Manufacture of basic precious and other non-ferrous metals	S	S	S	S
C259	Manufacture of other fabricated metal products; metal working service activities	1,944	2,628	136	2,974
C275	Manufacture of domestic appliances	17	7	4	9

Table 5.6 Number of Establishments and Cost by Type for Manufacturing Establishments by Region and Industry Group:
Philippines, 2018

(Values are in thousand PhP. Except Number of Establishment. Details may not add-up to total due to rounding and/or statistical disclosure control.)

Continued

2009 PSIC Code	Region / Industry Description	Cost			
		Fuels, Lubricants, Oils and Greases Purchased	Electricity Purchased	Water Purchased	Industrial Service Done by Others
		(5)	(6)	(7)	(8)
C301	Building of ships and boats	S	S	S	S
C309	Manufacture of transport equipment, n.e.c.	-	423	29	-
C310	Manufacture of furniture	1,520	760	99	2,564
C321	Manufacture of jewelry, bijouterie and related articles	55	49	22	-
C324	Manufacture of games and toys	-	19	5	-
C329	Other manufacturing, n.e.c.	254	228	86	213
C331	Repair of fabricated metal products, machinery and equipment	5,496	4,018	1,124	7,212
	Autonomous Region in Muslim Mindanao	40,925	98,976	54,672	81,797
C104	Manufacture of vegetable and animal oils and fats	S	S	S	S
C106	Manufacture of grain mill products, starches and starch products	19,163	49,543	32,921	76,312
C107	Manufacture of other food products	6,697	7,089	2,991	3,326
C108	Manufacture of prepared animal feeds	93	19	-	-
C110	Manufacture of beverages	2,250	10,597	9,081	909
C142	Custom tailoring and dressmaking	297	547	101	-
C181	Printing and service activities related to printing	110	958	46	183
C221	Manufacture of rubber products	S	S	S	S
C239	Manufacture of non-metallic mineral products, n.e.c.	114	21	-	-
C251	Manufacture of structural metal products, tanks, reservoirs and steam generators	75	127	13	217
C310	Manufacture of furniture	3,970	11,263	4,800	557

Table 5.6 Number of Establishments and Cost by Type for Manufacturing Establishments by Region and Industry Group:
Philippines, 2018

(Values are in thousand PhP. Except Number of Establishment. Details may not add-up to total due to rounding and/or statistical disclosure control.)

Continued

2009 PSIC Code	Region / Industry Description	Cost			
		Non-Industrial Services Done by Others	Goods Purchased for Resale	Interest Expense	Taxes on Products and Production
		(9)	(10)	(11)	(12)
	Philippines	336,591,892	155,901,389	28,825,952	150,468,458
C101	Processing and preserving of meat	7,467,513	88,745	259,169	826,731
C102	Processing and preserving of fish, crustaceans and mollusks	7,495,958	2,462,080	1,007,272	177,643
C103	Processing and preserving of fruits and vegetables	3,955,086	36,359,440	769,074	516,463
C104	Manufacture of vegetable and animal oils and fats	3,992,616	7,101,667	876,910	378,229
C105	Manufacture of dairy products	11,331,322	1,330,138	33,268	428,077
C106	Manufacture of grain mill products, starches and starch products	4,085,484	6,698,264	1,829,141	1,524,080
C107	Manufacture of other food products	29,370,063	6,462,905	2,748,805	4,825,011
C108	Manufacture of prepared animal feeds	6,479,240	4,602,712	624,428	280,046
C110	Manufacture of beverages	27,795,013	5,264,308	2,692,998	69,462,769
C120	Manufacture of tobacco products	2,949,617	-	314,497	40,744,854
C131	Spinning, weaving and finishing of textiles	317,370	62,739	56,492	66,929
C139	Manufacture of other textiles	616,059	422	123,920	82,874
C141	Manufacture of wearing apparel, except fur apparel	3,741,633	1,039,199	212,675	226,208
C142	Custom tailoring and dressmaking	392,100	58,786	390	21,728
C143	Manufacture of knitted and crocheted apparel	731,768	-	8,477	43,297
C151	Tanning and dressing of leather; manufacture of luggage and handbags	912,191	79,720	14,705	61,151
C152	Manufacture of footwear	563,698	-	24,554	85,831
C161	Sawmilling and 1000lanning of wood	164,701	118,309	24,372	55,411
C162	Manufacture of products of wood, cork, straw and plaiting materials	1,717,923	150,687	63,166	87,401
C170	Manufacture of paper and paper products	5,620,419	1,976,682	803,177	976,237
C181	Printing and service activities related to printing	2,474,255	762,114	211,208	371,900
C182	Reproduction of recorded media	22,047	-	1,915	45
C192	Manufacture of refined petroleum products	10,756,673	67,011	519,631	16,182,078
C199	Manufacture of other fuel products	298,260	-	113,101	5,175
C201	Manufacture of basic chemicals	7,408,355	5,607,993	278,615	456,524
C202	Manufacture of other chemical products, n.e.c.	46,905,600	697,989	799,141	795,114
C203	Manufacture of man-made fibers	S	S	S	S
C210	Manufacture of pharmaceuticals, medicinal chemical and botanical products	4,218,053	3,675,126	273,396	248,320
C221	Manufacture of rubber products	3,775,101	17,453	199,135	1,041,427
C222	Manufacture of plastics products	6,176,384	857,494	919,340	765,496
C231	Manufacture of glass and glass products	1,432,677	228,394	3,156	126,102

Table 5.6 Number of Establishments and Cost by Type for Manufacturing Establishments by Region and Industry Group: Philippines, 2018*(Values are in thousand Php. Except Number of Establishment. Details may not add-up to total due to rounding and/or statistical disclosure control.)**Continued*

2009 PSIC Code	Region / Industry Description	Cost			
		Non-Industrial Services Done by Others	Goods Purchased for Resale	Interest Expense	Taxes on Products and Production
		(9)	(10)	(11)	(12)
C239	Manufacture of non-metallic mineral products, n.e.c.	18,344,321	2,120,499	1,387,119	1,640,461
C241	Manufacture of basic iron and steel	7,977,646	41,847,915	992,758	629,260
C242	Manufacture of basic precious and other non-ferrous metals	3,377,803	-	3,760,224	355,777
C243	Casting of metals	602,757	-	15,264	32,154
C251	Manufacture of structural metal products, tanks, reservoirs and steam generators	2,148,195	1,024,411	311,524	174,301
C252	Manufacture of weapons and ammunition	52,994	-	1,153	1,659
C259	Manufacture of other fabricated metal products; metal working service activities	4,471,954	1,639,992	661,866	396,004
C261	Manufacture of electronic components	21,170,947	347,238	1,745,357	663,248
C262	Manufacture of computers and peripheral equipment and accessories	12,286,658	9,024	17,091	152,069
C263	Manufacture of communication equipment	353,102	-	28,047	12,748
C264	Manufacture of consumer electronics	757,436	62,508	84,002	18,625
C265	Manufacture of measuring, testing, navigating and control equipment; watches and clocks	181,206	-	334	17,643
C267	Manufacture of optical instruments and photographic equipment	623,134	-	104,454	15,225
C271	Manufacture of electric motors, generators, transformers and electricity distribution and control apparatus	950,421	123,845	68,887	30,707
C272	Manufacture of batteries and accumulators	186,355	12,618	285,447	4,287
C273	Manufacture of wiring and wiring devices	1,136,126	513,866	94,241	52,752
C274	Manufacture of electric lighting equipment	616,216	62,789	2,287	20,167
C275	Manufacture of domestic appliances	1,525,158	31	13,026	14,068
C279	Manufacture of other electrical equipment	6,417,858	-	7,809	125,234
C281	Manufacture of general purpose machinery	5,514,229	4,029,067	219,708	134,223
C282	Manufacture of special purpose machinery	1,615,732	1,185,375	94,774	103,369
C291	Manufacture of motor vehicles	1,606,920	256,188	106,660	3,635,861
C292	Manufacture of bodies (coachwork) for motor vehicles; manufacture of trailers and semi-trailers	167,988	15,908	37,217	16,567
C293	Manufacture of parts and accessories for motor vehicles	11,478,625	319,310	504,027	257,251
C301	Building of ships and boats	4,584,778	454,164	1,489,495	222,364

Table 5.6 Number of Establishments and Cost by Type for Manufacturing Establishments by Region and Industry Group:
Philippines, 2018

(Values are in thousand PhP. Except Number of Establishment. Details may not add-up to total due to rounding and/or statistical disclosure control.)

Continued

2009 PSIC Code	Region / Industry Description	Cost			
		Non-Industrial Services Done by Others	Goods Purchased for Resale	Interest Expense	Taxes on Products and Production
		(9)	(10)	(11)	(12)
C302	Manufacture of railway locomotive and rolling stock	S	S	S	S
C303	Manufacture of air and spacecraft and related machinery	6,359,931	5,392	141,480	109,718
C309	Manufacture of transport equipment, n.e.c.	11,391,990	14,998,004	253,911	270,639
C310	Manufacture of furniture	2,005,628	760,748	197,908	238,739
C321	Manufacture of jewelry, bijouterie and related articles	151,821	2,217	7,092	23,564
C322	Manufacture of musical instruments	12,112	-	-	73
C323	Manufacture of sports goods	189,264	-	13,806	1,759
C324	Manufacture of games and toys	201,631	4,031	3,749	5,740
C325	Manufacture of medical and dental instruments and supplies	1,731,794	2,954	82,275	48,943
C329	Other manufacturing, n.e.c.	420,144	55,424	35,782	29,162
C331	Repair of fabricated metal products, machinery and equipment	2,749,595	277,494	251,045	143,540
C332	Installation of industrial machinery and equipment	37,224	-	7	7,406
National Capital Region		90,277,508	50,211,261	7,365,972	85,077,421
C101	Processing and preserving of meat	2,655,209	1,353	48,903	78,530
C102	Processing and preserving of fish, crustaceans and mollusks	3,101,410	1,946,222	223,711	16,091
C103	Processing and preserving of fruits and vegetables	1,436,195	36,134,646	93,759	366,832
C104	Manufacture of vegetable and animal oils and fats	1,313,313	3,687	282,388	196,542
C105	Manufacture of dairy products	1,797,995	36,423	10,598	66,012
C106	Manufacture of grain mill products, starches and starch products	2,018,857	92,515	155,856	1,016,861
C107	Manufacture of other food products	8,773,769	1,165,912	1,036,523	1,673,824
C108	Manufacture of prepared animal feeds	1,577,535	-	12,821	7,362
C110	Manufacture of beverages	7,773,260	2,526	2,275,408	50,281,815
C120	Manufacture of tobacco products	2,161,481	-	222,777	28,406,301
C131	Spinning, weaving and finishing of textiles	54,347	-	11,917	56,224
C139	Manufacture of other textiles	394,117	-	13,913	54,072
C141	Manufacture of wearing apparel, except fur apparel	1,431,240	414,798	134,689	98,202
C142	Custom tailoring and dressmaking	252,477	24,475	94	6,500
C143	Manufacture of knitted and crocheted apparel	558,744	-	6,861	36,688
C151	Tanning and dressing of leather; manufacture of luggage and handbags	81,988	78,829	13,130	44,055
C152	Manufacture of footwear	126,191	-	20,158	8,513
C161	Sawmilling and planing of wood	9,462	-	9,496	32,402

Table 5.6 Number of Establishments and Cost by Type for Manufacturing Establishments by Region and Industry Group:
Philippines, 2018

(Values are in thousand PhP. Except Number of Establishment. Details may not add-up to total due to rounding and/or statistical disclosure control.)

Continued

2009 PSIC Code	Region / Industry Description	Cost			
		Non-Industrial Services Done by Others	Goods Purchased for Resale	Interest Expense	Taxes on Products and Production
		(9)	(10)	(11)	(12)
C162	Manufacture of products of wood, cork, straw and plaiting materials	60,159	-	5,118	4,868
C170	Manufacture of paper and paper products	1,923,651	762,814	381,231	139,887
C181	Printing and service activities related to printing	1,602,109	489,276	100,348	239,994
C192	Manufacture of refined petroleum products	23,726	-	4,298	2,066
C199	Manufacture of other fuel products	S	S	S	S
C201	Manufacture of basic chemicals	2,155,071	207,209	42,235	98,610
C202	Manufacture of other chemical products, n.e.c.	31,091,393	42,865	535,340	320,610
C203	Manufacture of man-made fibers	S	S	S	S
C210	Manufacture of pharmaceuticals, medicinal chemical and botanical products	2,517,342	3,607,716	7,196	31,139
C221	Manufacture of rubber products	147,379	16,031	105,453	535,027
C222	Manufacture of plastics products	1,811,312	192,208	350,935	430,054
C231	Manufacture of glass and glass products	415,793	219,595	270	51,280
C239	Manufacture of non-metallic mineral products, n.e.c.	680,933	382,749	59,655	27,173
C241	Manufacture of basic iron and steel	551,202	411,478	427,277	122,998
C242	Manufacture of basic precious and other non-ferrous metals	270,119	-	29,938	1,549
C243	Casting of metals	62,844	-	2,126	12,949
C251	Manufacture of structural metal products, tanks, reservoirs and steam generators	685,348	281	129,903	65,268
C252	Manufacture of weapons and ammunition	32,893	-	804	1,106
C259	Manufacture of other fabricated metal products; metal working service activities	985,993	32,031	284,428	78,629
C261	Manufacture of electronic components	1,821,937	-	16,143	199,444
C262	Manufacture of computers and peripheral equipment and accessories	S	S	S	S
C264	Manufacture of consumer electronics	26,736	62,508	1,185	3,764
C265	Manufacture of measuring, testing, navigating and control equipment; watches and clocks	15,406	-	103	2,743
C267	Manufacture of optical instruments and photographic equipment	S	S	S	S
C271	Manufacture of electric motors, generators, transformers and electricity distribution and control apparatus	65,186	-	4,909	3,989
C272	Manufacture of batteries and accumulators	S	S	S	S

Table 5.6 Number of Establishments and Cost by Type for Manufacturing Establishments by Region and Industry Group:
Philippines, 2018

(Values are in thousand PhP. Except Number of Establishment. Details may not add-up to total due to rounding and/or statistical disclosure control.)

Continued

2009 PSIC Code	Region / Industry Description	Cost			
		Non-Industrial Services Done by Others	Goods Purchased for Resale	Interest Expense	Taxes on Products and Production
		(9)	(10)	(11)	(12)
C273	Manufacture of wiring and wiring devices	150,265	-	37,545	25,043
C274	Manufacture of electric lighting equipment	18,827	-	178	10,650
C275	Manufacture of domestic appliances	1,306,325	-	12,990	659
C279	Manufacture of other electrical equipment	12,461	-	982	172
C281	Manufacture of general purpose machinery	1,376,493	3,406,793	29,459	35,967
C282	Manufacture of special purpose machinery	102,990	333,510	8,760	39,152
C291	Manufacture of motor vehicles	16,969	-	-	2,330
C292	Manufacture of bodies (coachwork) for motor vehicles; manufacture of trailers and semi-trailers	64,766	-	3,217	11,343
C293	Manufacture of parts and accessories for motor vehicles	1,063,477	-	20,074	2,250
C301	Building of ships and boats	13,699	-	2,069	9,882
C303	Manufacture of air and spacecraft and related machinery	S	S	S	S
C309	Manufacture of transport equipment, n.e.c.	991,636	-	9,460	8,621
C310	Manufacture of furniture	506,573	-	108,727	59,463
C321	Manufacture of jewelry, bijouterie and related articles	13,540	-	38	2,361
C322	Manufacture of musical instruments	S	S	S	S
C323	Manufacture of sports goods	63,232	-	11,537	35
C324	Manufacture of games and toys	18,707	-	-	2,475
C325	Manufacture of medical and dental instruments and supplies	94,962	820	-	2,135
C329	Other manufacturing, n.e.c.	77,556	47,745	24,957	8,738
C331	Repair of fabricated metal products, machinery and equipment	1,649,390	67,213	32,980	29,479
C332	Installation of industrial machinery and equipment	6,877	-	-	374
	Cordillera Administrative Region	1,203,457	76,150	51,841	45,667
C101	Processing and preserving of meat	104	-	-	888
C102	Processing and preserving of fish, crustaceans and mollusks	306	-	-	175
C103	Processing and preserving of fruits and vegetables	16,481	85	-	3,852
C105	Manufacture of dairy products	S	S	S	S
C106	Manufacture of grain mill products, starches and starch products	648	2,492	-	109
C107	Manufacture of other food products	102,380	20,804	2,868	20,041
C110	Manufacture of beverages	27,779	-	-	3,990
C131	Spinning, weaving and finishing of textiles	2,969	3,914	194	830

Table 5.6 Number of Establishments and Cost by Type for Manufacturing Establishments by Region and Industry Group: Philippines, 2018

(Values are in thousand Php. Except Number of Establishment. Details may not add-up to total due to rounding and/or statistical disclosure control.)

Continued

2009 PSIC Code	Region / Industry Description	Cost			
		Non-Industrial Services Done by Others	Goods Purchased for Resale	Interest Expense	Taxes on Products and Production
		(9)	(10)	(11)	(12)
C139	Manufacture of other textiles	7,711	-	-	368
C141	Manufacture of wearing apparel, except fur apparel	S	S	S	S
C142	Custom tailoring and dressmaking	6,170	1,436	100	1,163
C162	Manufacture of products of wood, cork, straw and plaiting materials	220	535	-	61
C181	Printing and service activities related to printing	11,874	4,259	-	1,396
C201	Manufacture of basic chemicals	117	-	-	238
C221	Manufacture of rubber products	87	-	-	9
C222	Manufacture of plastics products	S	S	S	S
C231	Manufacture of glass and glass products	S	S	S	S
C239	Manufacture of non-metallic mineral products, n.e.c.	23,277	1,951	-	1,463
C241	Manufacture of basic iron and steel	476	18,137	-	6,286
C251	Manufacture of structural metal products, tanks, reservoirs and steam generators	1,034	-	-	978
C259	Manufacture of other fabricated metal products; metal working service activities	1,324	-	-	448
C261	Manufacture of electronic components	S	S	S	S
C303	Manufacture of air and spacecraft and related machinery	S	S	S	S
C310	Manufacture of furniture	8,245	-	-	682
C321	Manufacture of jewelry, bijouterie and related articles	S	S	S	S
I – Ilocos Region		2,701,147	2,638,836	115,006	204,176
C101	Processing and preserving of meat	19,936	-	4,068	10,018
C102	Processing and preserving of fish, crustaceans and mollusks	9,483	-	1,053	3,696
C103	Processing and preserving of fruits and vegetables	9,152	-	41,345	589
C105	Manufacture of dairy products	S	S	S	S
C106	Manufacture of grain mill products, starches and starch products	6,054	10,719	15,953	8,026
C107	Manufacture of other food products	153,497	95,058	8,924	47,959
C108	Manufacture of prepared animal feeds	2,262	3,876	-	1,190
C110	Manufacture of beverages	703,963	173	-	19,692
C120	Manufacture of tobacco products	S	S	S	S
C131	Spinning, weaving and finishing of textiles	82	438	-	40
C141	Manufacture of wearing apparel, except fur apparel	7	-	-	388
C142	Custom tailoring and dressmaking	3,404	526	-	880

Table 5.6 Number of Establishments and Cost by Type for Manufacturing Establishments by Region and Industry Group:
Philippines, 2018

(Values are in thousand PhP. Except Number of Establishment. Details may not add-up to total due to rounding and/or statistical disclosure control.)

Continued

2009 PSIC Code	Region / Industry Description	Cost			
		Non-Industrial Services Done by Others	Goods Purchased for Resale	Interest Expense	Taxes on Products and Production
		(9)	(10)	(11)	(12)
C152	Manufacture of footwear	723	-	-	71
C162	Manufacture of products of wood, cork, straw and plaiting materials	457	-	-	137
C170	Manufacture of paper and paper products	304,274	356,055	6,759	-
C181	Printing and service activities related to printing	21,002	-	621	2,471
C201	Manufacture of basic chemicals	25,949	2,047,460	5,613	982
C210	Manufacture of pharmaceuticals, medicinal chemical and botanical products	S	S	S	S
C221	Manufacture of rubber products	87	-	-	49
C231	Manufacture of glass and glass products	1,396	3,695	-	119
C239	Manufacture of non-metallic mineral products, n.e.c.	1,394,380	94,720	24,828	82,281
C241	Manufacture of basic iron and steel	10,506	-	1,417	12,946
C251	Manufacture of structural metal products, tanks, reservoirs and steam generators	16,267	-	1,935	1,627
C259	Manufacture of other fabricated metal products; metal working service activities	64	-	-	204
C273	Manufacture of wiring and wiring devices	S	S	S	S
C282	Manufacture of special purpose machinery	S	S	S	S
C292	Manufacture of bodies (coachwork) for motor vehicles; manufacture of trailers and semi-trailers	-	15,726	-	251
C293	Manufacture of parts and accessories for motor vehicles	91	-	-	25
C309	Manufacture of transport equipment, n.e.c.	296	-	-	306
C321	Manufacture of jewelry, bijouterie and related articles	S	S	S	S
C324	Manufacture of games and toys	S	S	S	S
C329	Other manufacturing, n.e.c.	1,911	-	-	333
C331	Repair of fabricated metal products, machinery and equipment	1,743	-	1,813	1,272
II – Cagayan Valley		1,514,626	4,479,594	657,718	123,693
C101	Processing and preserving of meat	6,495	-	115	1,569
C102	Processing and preserving of fish, crustaceans and mollusks	-	-	-	46
C103	Processing and preserving of fruits and vegetables	335	-	-	19
C104	Manufacture of vegetable and animal oils and fats	S	S	S	S

Table 5.6 Number of Establishments and Cost by Type for Manufacturing Establishments by Region and Industry Group:
Philippines, 2018*(Values are in thousand Php. Except Number of Establishment. Details may not add-up to total due to rounding and/or statistical disclosure control.)**Continued*

2009 PSIC Code	Region / Industry Description	Cost			
		Non-Industrial Services Done by Others	Goods Purchased for Resale	Interest Expense	Taxes on Products and Production
		(9)	(10)	(11)	(12)
C105	Manufacture of dairy products	460	1,952	-	86
C106	Manufacture of grain mill products, starches and starch products	240,291	2,314,548	439,998	19,075
C107	Manufacture of other food products	48,780	1,567,676	957	23,503
C108	Manufacture of prepared animal feeds	11,733	144,305	8,669	1,663
C110	Manufacture of beverages	758,136	46	56,844	38,883
C120	Manufacture of tobacco products	116,543	-	23,279	-
C131	Spinning, weaving and finishing of textiles	474	-	-	63
C139	Manufacture of other textiles	1,385	-	-	204
C142	Custom tailoring and dressmaking	499	48	-	700
C151	Tanning and dressing of leather; manufacture of luggage and handbags	500	-	-	60
C162	Manufacture of products of wood, cork, straw and plaiting materials	-	-	-	165
C181	Printing and service activities related to printing	8,917	761	5,942	3,940
C182	Reproduction of recorded media	481	-	-	45
C199	Manufacture of other fuel products	S	S	S	S
C201	Manufacture of basic chemicals	S	S	S	S
C222	Manufacture of plastics products	19	8,031	-	121
C239	Manufacture of non-metallic mineral products, n.e.c.	2,992	1,475	-	865
C241	Manufacture of basic iron and steel	624	-	-	122
C251	Manufacture of structural metal products, tanks, reservoirs and steam generators	968	516	3,437	204
C252	Manufacture of weapons and ammunition	S	S	S	S
C259	Manufacture of other fabricated metal products; metal working service activities	549	1,089	83	659
C279	Manufacture of other electrical equipment	187,672	-	-	16,178
C282	Manufacture of special purpose machinery	22,194	348,695	2,477	12,513
C310	Manufacture of furniture	4,947	-	369	1,164
C321	Manufacture of jewelry, bijouterie and related articles	16	-	-	27
C329	Other manufacturing, n.e.c.	S	S	S	S
C331	Repair of fabricated metal products, machinery and equipment	728	1,319	146	414
	III – Central Luzon	38,812,820	42,982,257	4,602,848	10,017,886
C101	Processing and preserving of meat	912,058	4,815	51,427	119,187
C102	Processing and preserving of fish, crustaceans and mollusks	155,421	948	46,773	6,347
C103	Processing and preserving of fruits and vegetables	660,259	-	101,898	24,106

Table 5.6 Number of Establishments and Cost by Type for Manufacturing Establishments by Region and Industry Group:
Philippines, 2018

(Values are in thousand PhP. Except Number of Establishment. Details may not add-up to total due to rounding and/or statistical disclosure control.)

Continued

2009 PSIC Code	Region / Industry Description	Cost			
		Non-Industrial Services Done by Others	Goods Purchased for Resale	Interest Expense	Taxes on Products and Production
		(9)	(10)	(11)	(12)
C104	Manufacture of vegetable and animal oils and fats	3,438	-	-	6
C105	Manufacture of dairy products	59,145	-	21,686	32,671
C106	Manufacture of grain mill products, starches and starch products	194,317	455,767	301,829	42,549
C107	Manufacture of other food products	4,661,103	440,238	174,992	289,031
C108	Manufacture of prepared animal feeds	1,405,677	3,948,091	266,962	39,684
C110	Manufacture of beverages	3,298,632	97,378	15,229	7,335,942
C120	Manufacture of tobacco products	S	S	S	S
C131	Spinning, weaving and finishing of textiles	136,661	40,592	44,375	4,539
C139	Manufacture of other textiles	65,359	-	23,589	5,754
C141	Manufacture of wearing apparel, except fur apparel	400,894	25,921	5,549	27,203
C142	Custom tailoring and dressmaking	63,133	-	-	936
C143	Manufacture of knitted and crocheted apparel	38,260	-	91	428
C151	Tanning and dressing of leather; manufacture of luggage and handbags	245,168	-	1,535	5,606
C152	Manufacture of footwear	153,565	-	1,562	1,188
C161	Sawmilling and planing of wood	S	S	S	S
C162	Manufacture of products of wood, cork, straw and plaiting materials	126,772	18,235	13,401	14,820
C170	Manufacture of paper and paper products	932,776	495,187	132,115	91,509
C181	Printing and service activities related to printing	33,620	2,005	2,528	10,457
C192	Manufacture of refined petroleum products	2,950,755	-	159	101,805
C201	Manufacture of basic chemicals	457,429	1,571,831	56,844	74,095
C202	Manufacture of other chemical products, n.e.c.	365,125	3,949	14,819	43,109
C210	Manufacture of pharmaceuticals, medicinal chemical and botanical products	122,786	27	48,249	73,820
C221	Manufacture of rubber products	2,715,217	423	68,706	480,879
C222	Manufacture of plastics products	546,732	-	38,827	70,799
C231	Manufacture of glass and glass products	136,224	2,908	-	790
C239	Manufacture of non-metallic mineral products, n.e.c.	2,995,159	22,668	673,223	468,774
C241	Manufacture of basic iron and steel	4,639,843	34,919,203	255,908	133,245
C242	Manufacture of basic precious and other non-ferrous metals	12,768	-	-	-
C243	Casting of metals	19,812	-	1,298	925
C251	Manufacture of structural metal products, tanks, reservoirs and steam generators	120,805	530,299	35,003	9,245

Table 5.6 Number of Establishments and Cost by Type for Manufacturing Establishments by Region and Industry Group:
Philippines, 2018

(Values are in thousand Php. Except Number of Establishment. Details may not add-up to total due to rounding and/or statistical disclosure control.)

Continued

2009 PSIC Code	Region / Industry Description	Cost			
		Non-Industrial Services Done by Others	Goods Purchased for Resale	Interest Expense	Taxes on Products and Production
		(9)	(10)	(11)	(12)
C259	Manufacture of other fabricated metal products; metal working service activities	383,999	55,150	66,587	82,205
C261	Manufacture of electronic components	1,892,581	309,998	183,307	25,951
C262	Manufacture of computers and peripheral equipment and accessories	302,572	-	-	2,839
C263	Manufacture of communication equipment	S	S	S	S
C264	Manufacture of consumer electronics	4,886	-	-	138
C265	Manufacture of measuring, testing, navigating and control equipment; watches and clocks	33,490	-	161	9,943
C271	Manufacture of electric motors, generators, transformers and electricity distribution and control apparatus	42,065	-	-	14,890
C272	Manufacture of batteries and accumulators	S	S	S	S
C273	Manufacture of wiring and wiring devices	283,252	-	40,009	9,443
C274	Manufacture of electric lighting equipment	42,897	-	-	4,253
C275	Manufacture of domestic appliances	65,254	-	-	2,489
C279	Manufacture of other electrical equipment	79,027	-	-	1,894
C281	Manufacture of general purpose machinery	643,407	17,357	8,679	40,156
C282	Manufacture of special purpose machinery	28,042	-	728	3,732
C291	Manufacture of motor vehicles	19,564	-	1,169	4,368
C292	Manufacture of bodies (coachwork) for motor vehicles; manufacture of trailers and semi-trailers	S	S	S	S
C293	Manufacture of parts and accessories for motor vehicles	849,981	-	118,175	681
C301	Building of ships and boats	S	S	S	S
C303	Manufacture of air and spacecraft and related machinery	76,747	-	1,203	10,048
C309	Manufacture of transport equipment, n.e.c.	2,872	6,500	-	2,562
C310	Manufacture of furniture	147,209	5,082	25,761	44,161
C321	Manufacture of jewelry, bijouterie and related articles	17,523	-	-	6,407
C322	Manufacture of musical instruments	S	S	S	S
C323	Manufacture of sports goods	49,986	-	2,194	310
C324	Manufacture of games and toys	86,107	4,031	-	2,584
C325	Manufacture of medical and dental instruments and supplies	164,905	-	8,715	3,978
C329	Other manufacturing, n.e.c.	153,192	-	2,247	7,865

Table 5.6 Number of Establishments and Cost by Type for Manufacturing Establishments by Region and Industry Group:
Philippines, 2018

(Values are in thousand PhP. Except Number of Establishment. Details may not add-up to total due to rounding and/or statistical disclosure control.)

Continued

2009 PSIC Code	Region / Industry Description	Cost			
		Non-Industrial Services Done by Others	Goods Purchased for Resale	Interest Expense	Taxes on Products and Production
		(9)	(10)	(11)	(12)
C331	Repair of fabricated metal products, machinery and equipment	439,162	3,655	59,585	19,816
C332	Installation of industrial machinery and equipment	S	S	S	S
IVA – CALABARZON		150,245,570	29,095,831	7,563,473	42,214,896
C101	Processing and preserving of meat	3,231,283	43,636	31,381	394,441
C102	Processing and preserving of fish, crustaceans and mollusks	1,001,858	-	60,023	10,604
C103	Processing and preserving of fruits and vegetables	726,967	177,421	84,986	44,086
C104	Manufacture of vegetable and animal oils and fats	527,491	1,039,122	87,535	24,327
C105	Manufacture of dairy products	9,455,989	1,284,227	528	324,541
C106	Manufacture of grain mill products, starches and starch products	344,161	177,888	17,850	15,190
C107	Manufacture of other food products	10,326,553	155,284	1,234,530	1,547,885
C108	Manufacture of prepared animal feeds	253,660	396,599	40,034	23,365
C110	Manufacture of beverages	9,060,221	3,064,495	169,286	3,015,820
C120	Manufacture of tobacco products	550,707	-	68,440	12,321,931
C131	Spinning, weaving and finishing of textiles	103,466	-	-	4,384
C139	Manufacture of other textiles	88,287	-	54,248	14,605
C141	Manufacture of wearing apparel, except fur apparel	1,410,516	531,751	51,534	86,579
C142	Custom tailoring and dressmaking	11,718	3,096	-	1,353
C143	Manufacture of knitted and crocheted apparel	134,764	-	1,525	6,181
C151	Tanning and dressing of leather; manufacture of luggage and handbags	576,144	-	40	10,533
C152	Manufacture of footwear	124,325	-	619	69,056
C161	Sawmilling and planing of wood	S	S	S	S
C162	Manufacture of products of wood, cork, straw and plaiting materials	1,149,679	12,536	18,176	18,835
C170	Manufacture of paper and paper products	1,252,288	5,160	222,199	691,289
C181	Printing and service activities related to printing	406,015	71,147	49,070	53,996
C182	Reproduction of recorded media	S	S	S	S
C192	Manufacture of refined petroleum products	S	S	S	S
C199	Manufacture of other fuel products	S	S	S	S
C201	Manufacture of basic chemicals	2,814,855	620,006	88,871	166,807
C202	Manufacture of other chemical products, n.e.c.	14,382,603	533,063	75,677	392,373
C210	Manufacture of pharmaceuticals, medicinal chemical and botanical products	1,125,325	61,396	217,025	137,297

Table 5.6 Number of Establishments and Cost by Type for Manufacturing Establishments by Region and Industry Group:
Philippines, 2018

(Values are in thousand PhP. Except Number of Establishment. Details may not add-up to total due to rounding and/or statistical disclosure control.)

Continued

2009 PSIC Code	Region / Industry Description	Cost			
		Non-Industrial Services Done by Others	Goods Purchased for Resale	Interest Expense	Taxes on Products and Production
		(9)	(10)	(11)	(12)
C221	Manufacture of rubber products	684,443	-	12,176	16,055
C222	Manufacture of plastics products	3,031,819	433,432	432,322	204,936
C231	Manufacture of glass and glass products	770,508	-	1,002	59,050
C239	Manufacture of non-metallic mineral products, n.e.c.	4,627,213	1,106,412	460,480	810,460
C241	Manufacture of basic iron and steel	1,586,505	18,842	147,971	269,693
C242	Manufacture of basic precious and other non-ferrous metals	122,677	-	1,660	970
C243	Casting of metals	463,215	-	3,194	15,587
C251	Manufacture of structural metal products, tanks, reservoirs and steam generators	1,006,445	379,959	125,523	73,216
C252	Manufacture of weapons and ammunition	S	S	S	S
C259	Manufacture of other fabricated metal products; metal working service activities	2,482,203	1,153,651	193,287	173,777
C261	Manufacture of electronic components	15,781,523	37,240	1,499,984	421,681
C262	Manufacture of computers and peripheral equipment and accessories	11,906,099	-	17,011	146,721
C263	Manufacture of communication equipment	205,272	-	-	8,137
C264	Manufacture of consumer electronics	537,700	-	82,817	13,688
C265	Manufacture of measuring, testing, navigating and control equipment; watches and clocks	65,607	-	7	2,999
C267	Manufacture of optical instruments and photographic equipment	328,639	-	90,659	11,420
C271	Manufacture of electric motors, generators, transformers and electricity distribution and control apparatus	705,781	-	39,647	10,047
C272	Manufacture of batteries and accumulators	S	S	S	S
C273	Manufacture of wiring and wiring devices	679,155	513,866	13,341	16,103
C274	Manufacture of electric lighting equipment	530,204	62,789	2,105	4,622
C275	Manufacture of domestic appliances	122,712	-	36	10,569
C279	Manufacture of other electrical equipment	5,679,260	-	5,712	106,100
C281	Manufacture of general purpose machinery	3,342,655	501,343	181,076	52,679
C282	Manufacture of special purpose machinery	1,416,565	492,779	75,565	37,475
C291	Manufacture of motor vehicles	1,434,668	256,188	96,413	3,613,431
C292	Manufacture of bodies (coachwork) for motor vehicles; manufacture of trailers and semi-trailers	102,419	182	16,360	4,674

Table 5.6 Number of Establishments and Cost by Type for Manufacturing Establishments by Region and Industry Group:
Philippines, 2018

(Values are in thousand PhP. Except Number of Establishment. Details may not add-up to total due to rounding and/or statistical disclosure control.)

Continued

2009 PSIC Code	Region / Industry Description	Cost			
		Non-Industrial Services Done by Others	Goods Purchased for Resale	Interest Expense	Taxes on Products and Production
		(9)	(10)	(11)	(12)
C293	Manufacture of parts and accessories for motor vehicles	9,172,500	319,007	360,227	213,797
C301	Building of ships and boats	19,999	454,164	-	4,830
C302	Manufacture of railway locomotive and rolling stock	S	S	S	S
C303	Manufacture of air and spacecraft and related machinery	S	S	S	S
C309	Manufacture of transport equipment, n.e.c.	9,992,233	14,991,504	242,054	252,538
C310	Manufacture of furniture	464,580	194,048	35,044	39,230
C321	Manufacture of jewelry, bijouterie and related articles	15,586	-	5,430	-
C322	Manufacture of musical instruments	S	S	S	S
C323	Manufacture of sports goods	60,824	-	-	997
C324	Manufacture of games and toys	39,891	-	3,749	550
C325	Manufacture of medical and dental instruments and supplies	1,224,799	2,133	73,491	20,805
C329	Other manufacturing, n.e.c.	86,422	-	1,872	2,212
C331	Repair of fabricated metal products, machinery and equipment	470,464	1,461	111,945	34,696
C332	Installation of industrial machinery and equipment	S	S	S	S
	MIMAROPA	526,204	646,259	1,203,755	55,455
C101	Processing and preserving of meat	3,603	-	-	643
C102	Processing and preserving of fish, crustaceans and mollusks	S	S	S	S
C103	Processing and preserving of fruits and vegetables	S	S	S	S
C104	Manufacture of vegetable and animal oils and fats	33,335	25,074	18,328	9,268
C105	Manufacture of dairy products	98	247	-	47
C106	Manufacture of grain mill products, starches and starch products	107,295	541,201	60,085	6,769
C107	Manufacture of other food products	83,875	7,206	752	15,830
C110	Manufacture of beverages	9,448	6,278	2,012	4,018
C131	Spinning, weaving and finishing of textiles	119	-	-	24
C141	Manufacture of wearing apparel, except fur apparel	1,029	622	-	75
C142	Custom tailoring and dressmaking	648	479	-	465
C151	Tanning and dressing of leather; manufacture of luggage and handbags	59	-	-	88
C161	Sawmilling and planing of wood	372	40	-	97
C162	Manufacture of products of wood, cork, straw and plaiting materials	1,175	13,282	-	662
C181	Printing and service activities related to printing	16,163	30,910	-	2,197

Table 5.6 Number of Establishments and Cost by Type for Manufacturing Establishments by Region and Industry Group:
Philippines, 2018*(Values are in thousand Php. Except Number of Establishment. Details may not add-up to total due to rounding and/or statistical disclosure control.)**Continued*

2009 PSIC Code	Region / Industry Description	Cost			
		Non-Industrial Services Done by Others	Goods Purchased for Resale	Interest Expense	Taxes on Products and Production
		(9)	(10)	(11)	(12)
C201	Manufacture of basic chemicals	281	-	-	33
C202	Manufacture of other chemical products, n.e.c.	S	S	S	S
C210	Manufacture of pharmaceuticals, medicinal chemical and botanical products	S	S	S	S
C222	Manufacture of plastics products	287	2,722	-	520
C239	Manufacture of non-metallic mineral products, n.e.c.	586	400	-	357
C241	Manufacture of basic iron and steel	299	-	-	44
C242	Manufacture of basic precious and other non-ferrous metals	S	S	S	S
C259	Manufacture of other fabricated metal products; metal working service activities	567	2,412	-	438
C282	Manufacture of special purpose machinery	S	S	S	S
C310	Manufacture of furniture	510	3,921	-	586
C331	Repair of fabricated metal products, machinery and equipment	47	-	-	223
V – Bicol Region		1,248,591	1,666,077	133,685	510,953
C101	Processing and preserving of meat	9,332	195	212	564
C102	Processing and preserving of fish, crustaceans and mollusks	20,496	14,235	759	1,003
C103	Processing and preserving of fruits and vegetables	295	19	1,151	312
C104	Manufacture of vegetable and animal oils and fats	138,794	100,921	8,298	13,174
C105	Manufacture of dairy products	1,322	6,485	-	48
C106	Manufacture of grain mill products, starches and starch products	33,658	527,123	29,263	154,197
C107	Manufacture of other food products	153,461	241,820	14,544	12,666
C108	Manufacture of prepared animal feeds	7,386	24,785	7,732	1,243
C110	Manufacture of beverages	167,287	272,103	787	165,656
C120	Manufacture of tobacco products	S	S	S	S
C131	Spinning, weaving and finishing of textiles	8	-	-	12
C139	Manufacture of other textiles	5,805	-	1,370	633
C141	Manufacture of wearing apparel, except fur apparel	8,670	38,030	356	1,612
C142	Custom tailoring and dressmaking	2,899	515	-	832
C151	Tanning and dressing of leather; manufacture of luggage and handbags	9	891	-	-
C152	Manufacture of footwear	224	-	-	19
C162	Manufacture of products of wood, cork, straw and plaiting materials	14,319	31,332	2,738	2,774

Table 5.6 Number of Establishments and Cost by Type for Manufacturing Establishments by Region and Industry Group:
Philippines, 2018

(Values are in thousand PhP. Except Number of Establishment. Details may not add-up to total due to rounding and/or statistical disclosure control.)

Continued

2009 PSIC Code	Region / Industry Description	Cost			
		Non-Industrial Services Done by Others	Goods Purchased for Resale	Interest Expense	Taxes on Products and Production
		(9)	(10)	(11)	(12)
C170	Manufacture of paper and paper products	92,795	-	22,534	7,758
C181	Printing and service activities related to printing	23,491	3,837	1,950	4,385
C201	Manufacture of basic chemicals	431	-	-	19
C210	Manufacture of pharmaceuticals, medicinal chemical and botanical products	251	2,012	-	13
C231	Manufacture of glass and glass products	S	S	S	S
C239	Manufacture of non-metallic mineral products, n.e.c.	132,718	221,360	3,330	9,858
C241	Manufacture of basic iron and steel	11,492	19,002	2,244	898
C242	Manufacture of basic precious and other non-ferrous metals	S	S	S	S
C251	Manufacture of structural metal products, tanks, reservoirs and steam generators	2,070	807	1,680	2,198
C259	Manufacture of other fabricated metal products; metal working service activities	1,311	215	76	239
C281	Manufacture of general purpose machinery	35,698	-	-	-
C282	Manufacture of special purpose machinery	9	-	-	3,949
C293	Manufacture of parts and accessories for motor vehicles	134	233	-	6
C310	Manufacture of furniture	671	-	-	1,053
C329	Other manufacturing, n.e.c.	6,726	484	616	628
C331	Repair of fabricated metal products, machinery and equipment	1,597	159,674	-	3,838
VI – Western Visayas		3,651,399	2,653,204	288,633	3,137,829
C101	Processing and preserving of meat	43,662	4,666	45	9,708
C102	Processing and preserving of fish, crustaceans and mollusks	29,829	19,945	4,332	2,500
C103	Processing and preserving of fruits and vegetables	S	S	S	S
C104	Manufacture of vegetable and animal oils and fats	3,899	-	571	647
C105	Manufacture of dairy products	205	-	324	24
C106	Manufacture of grain mill products, starches and starch products	25,315	172,618	839	12,644
C107	Manufacture of other food products	1,167,259	1,442,136	154,374	398,873
C108	Manufacture of prepared animal feeds	224,270	-	61,594	1,481
C110	Manufacture of beverages	1,480,073	14,481	19,356	2,613,673
C131	Spinning, weaving and finishing of textiles	2,976	-	-	655
C139	Manufacture of other textiles	564	-	-	37

Table 5.6 Number of Establishments and Cost by Type for Manufacturing Establishments by Region and Industry Group:
Philippines, 2018

(Values are in thousand Php. Except Number of Establishment. Details may not add-up to total due to rounding and/or statistical disclosure control.)

Continued

2009 PSIC Code	Region / Industry Description	Cost			
		Non-Industrial Services Done by Others	Goods Purchased for Resale	Interest Expense	Taxes on Products and Production
		(9)	(10)	(11)	(12)
C141	Manufacture of wearing apparel, except fur apparel	7,574	-	343	1,174
C142	Custom tailoring and dressmaking	10,381	12,183	101	2,525
C161	Sawmilling and planing of wood	516	-	678	41
C162	Manufacture of products of wood, cork, straw and plaiting materials	6,008	5,645	1,061	562
C181	Printing and service activities related to printing	42,553	1,203	1,920	5,966
C192	Manufacture of refined petroleum products	S	S	S	S
C201	Manufacture of basic chemicals	477,844	804,030	26,761	53,891
C202	Manufacture of other chemical products, n.e.c.	S	S	S	S
C210	Manufacture of pharmaceuticals, medicinal chemical and botanical products	2,062	-	-	-
C221	Manufacture of rubber products	912	-	-	15
C222	Manufacture of plastics products	8,530	6,533	10,094	2,719
C231	Manufacture of glass and glass products	386	-	-	26
C239	Manufacture of non-metallic mineral products, n.e.c.	39,580	83,849	3,042	16,058
C241	Manufacture of basic iron and steel	10,611	-	1,618	418
C243	Casting of metals	2,033	-	1,125	554
C251	Manufacture of structural metal products, tanks, reservoirs and steam generators	4,492	-	-	2,489
C259	Manufacture of other fabricated metal products; metal working service activities	1,420	5,109	-	708
C265	Manufacture of measuring, testing, navigating and control equipment; watches and clocks	S	S	S	S
C267	Manufacture of optical instruments and photographic equipment	S	S	S	S
C282	Manufacture of special purpose machinery	7,114	-	-	1,293
C293	Manufacture of parts and accessories for motor vehicles	305	-	-	11
C310	Manufacture of furniture	11,645	64,730	338	1,571
C321	Manufacture of jewelry, bijouterie and related articles	2,160	-	-	186
C329	Other manufacturing, n.e.c.	26,055	6,278	-	6,052
C331	Repair of fabricated metal products, machinery and equipment	7,087	7,042	116	830
VII – Central Visayas		23,225,635	11,042,891	1,260,855	3,118,828
C101	Processing and preserving of meat	507,041	-	110,592	45,323

Table 5.6 Number of Establishments and Cost by Type for Manufacturing Establishments by Region and Industry Group:
Philippines, 2018

(Values are in thousand PhP. Except Number of Establishment. Details may not add-up to total due to rounding and/or statistical disclosure control.)

Continued

2009 PSIC Code	Region / Industry Description	Cost			
		Non-Industrial Services Done by Others	Goods Purchased for Resale	Interest Expense	Taxes on Products and Production
		(9)	(10)	(11)	(12)
C102	Processing and preserving of fish, crustaceans and mollusks	407,727	342,424	34,841	42,416
C103	Processing and preserving of fruits and vegetables	236,987	-	77,275	6,647
C104	Manufacture of vegetable and animal oils and fats	321,497	3,145,745	112,997	41,484
C105	Manufacture of dairy products	12,756	249	-	3,864
C106	Manufacture of grain mill products, starches and starch products	128,728	1,980	42,969	9,247
C107	Manufacture of other food products	834,248	208,147	16,120	88,189
C108	Manufacture of prepared animal feeds	1,227,653	6,319	17,793	22,454
C110	Manufacture of beverages	2,138,181	82	111,088	2,281,448
C131	Spinning, weaving and finishing of textiles	15,334	7,137	6	115
C139	Manufacture of other textiles	38,373	-	29,446	3,729
C141	Manufacture of wearing apparel, except fur apparel	445,127	1,888	19,403	8,624
C142	Custom tailoring and dressmaking	7,029	-	-	1,250
C151	Tanning and dressing of leather; manufacture of luggage and handbags	S	S	S	S
C152	Manufacture of footwear	146,287	-	2,215	6,934
C161	Sawmilling and planing of wood	137,776	-	9,583	9,811
C162	Manufacture of products of wood, cork, straw and plaiting materials	80,016	-	1,383	4,649
C170	Manufacture of paper and paper products	275,095	138,466	11,042	3,401
C181	Printing and service activities related to printing	120,847	-	15,713	23,715
C201	Manufacture of basic chemicals	804,593	85,811	33,094	7,912
C202	Manufacture of other chemical products, n.e.c.	215,843	50,437	32,901	24,389
C210	Manufacture of pharmaceuticals, medicinal chemical and botanical products	401,685	-	772	4,675
C221	Manufacture of rubber products	193,912	-	3,597	4,563
C222	Manufacture of plastics products	156,279	-	21,052	19,954
C231	Manufacture of glass and glass products	99,474	-	-	13,387
C239	Manufacture of non-metallic mineral products, n.e.c.	7,251,858	5,798	75,929	129,785
C241	Manufacture of basic iron and steel	1,046,498	6,446,177	146,150	63,816
C242	Manufacture of basic precious and other non-ferrous metals	S	S	S	S
C243	Casting of metals	49,441	-	1,913	1,363
C251	Manufacture of structural metal products, tanks, reservoirs and steam generators	130,424	84,792	1,505	4,923
C252	Manufacture of weapons and ammunition	S	S	S	S

Table 5.6 Number of Establishments and Cost by Type for Manufacturing Establishments by Region and Industry Group: Philippines, 2018*(Values are in thousand Php. Except Number of Establishment. Details may not add-up to total due to rounding and/or statistical disclosure control.)**Continued*

2009 PSIC Code	Region / Industry Description	Cost			
		Non-Industrial Services Done by Others	Goods Purchased for Resale	Interest Expense	Taxes on Products and Production
		(9)	(10)	(11)	(12)
C259	Manufacture of other fabricated metal products; metal working service activities	447,640	366,010	85,968	14,986
C261	Manufacture of electronic components	1,094,628	-	7,002	15,414
C262	Manufacture of computers and peripheral equipment and accessories	S	S	S	S
C263	Manufacture of communication equipment	S	S	S	S
C264	Manufacture of consumer electronics	184,880	-	-	1,034
C265	Manufacture of measuring, testing, navigating and control equipment; watches and clocks	66,005	-	63	1,170
C267	Manufacture of optical instruments and photographic equipment	270,765	-	13,762	3,805
C271	Manufacture of electric motors, generators, transformers and electricity distribution and control apparatus	134,764	-	24,331	1,382
C273	Manufacture of wiring and wiring devices	S	S	S	S
C274	Manufacture of electric lighting equipment	24,287	-	3	643
C275	Manufacture of domestic appliances	S	S	S	S
C279	Manufacture of other electrical equipment	S	S	S	S
C281	Manufacture of general purpose machinery	85,700	-	204	3,863
C282	Manufacture of special purpose machinery	13,910	-	822	2,062
C291	Manufacture of motor vehicles	132,533	-	8,602	8,986
C293	Manufacture of parts and accessories for motor vehicles	391,966	-	5,551	40,480
C301	Building of ships and boats	468,051	-	97,921	11,900
C309	Manufacture of transport equipment, n.e.c.	404,183	-	2,396	6,471
C310	Manufacture of furniture	792,812	151,374	25,396	70,538
C321	Manufacture of jewelry, bijouterie and related articles	84,616	56	1,451	14,025
C322	Manufacture of musical instruments	S	S	S	S
C323	Manufacture of sports goods	S	S	S	S
C324	Manufacture of games and toys	S	S	S	S
C325	Manufacture of medical and dental instruments and supplies	247,129	-	69	22,025
C329	Other manufacturing, n.e.c.	59,270	-	5,714	1,998
C331	Repair of fabricated metal products, machinery and equipment	60,964	-	19,596	9,560
VIII – Eastern Visayas		2,806,209	288,272	726,393	1,157,710

Table 5.6 Number of Establishments and Cost by Type for Manufacturing Establishments by Region and Industry Group:
Philippines, 2018

(Values are in thousand PhP. Except Number of Establishment. Details may not add-up to total due to rounding and/or statistical disclosure control.)

2009 PSIC Code	Region / Industry Description	Cost			
		Non-Industrial Services Done by Others	Goods Purchased for Resale	Interest Expense	Taxes on Products and Production
		(9)	(10)	(11)	(12)
C101	Processing and preserving of meat	S	S	S	S
C102	Processing and preserving of fish, crustaceans and mollusks	9,427	-	-	743
C103	Processing and preserving of fruits and vegetables	548	-	-	84
C104	Manufacture of vegetable and animal oils and fats	123,826	-	17,074	114
C105	Manufacture of dairy products	S	S	S	S
C106	Manufacture of grain mill products, starches and starch products	4,282	40,004	104	3,244
C107	Manufacture of other food products	437,144	101,186	16,138	52,437
C110	Manufacture of beverages	166,914	6,653	170	1,084,631
C131	Spinning, weaving and finishing of textiles	547	10,659	-	6
C139	Manufacture of other textiles	S	S	S	S
C141	Manufacture of wearing apparel, except fur apparel	-	498	-	33
C142	Custom tailoring and dressmaking	1,179	-	-	502
C162	Manufacture of products of wood, cork, straw and plaiting materials	245	8,597	-	756
C170	Manufacture of paper and paper products	139,625	87,915	15,089	321
C181	Printing and service activities related to printing	11,257	28,831	2,147	2,962
C201	Manufacture of basic chemicals	76,097	-	259	7,841
C210	Manufacture of pharmaceuticals, medicinal chemical and botanical products	S	S	S	S
C222	Manufacture of plastics products	2,636	-	810	285
C231	Manufacture of glass and glass products	645	-	1,830	224
C239	Manufacture of non-metallic mineral products, n.e.c.	515	3,628	300	792
C241	Manufacture of basic iron and steel	1,040	-	-	217
C242	Manufacture of basic precious and other non-ferrous metals	S	S	S	S
C243	Casting of metals	S	S	S	S
C251	Manufacture of structural metal products, tanks, reservoirs and steam generators	22	-	-	226
C259	Manufacture of other fabricated metal products; metal working service activities	436	-	-	254
C273	Manufacture of wiring and wiring devices	S	S	S	S
C282	Manufacture of special purpose machinery	S	S	S	S
C310	Manufacture of furniture	196	-	-	470
C321	Manufacture of jewelry, bijouterie and related articles	92	-	-	-

Table 5.6 Number of Establishments and Cost by Type for Manufacturing Establishments by Region and Industry Group: Philippines, 2018

(Values are in thousand PhP. Except Number of Establishment. Details may not add-up to total due to rounding and/or statistical disclosure control.)

Continued

2009 PSIC Code	Region / Industry Description	Cost			
		Non-Industrial Services Done by Others	Goods Purchased for Resale	Interest Expense	Taxes on Products and Production
		(9)	(10)	(11)	(12)
C329	Other manufacturing, n.e.c.	933	300	376	434
C331	Repair of fabricated metal products, machinery and equipment	7,931	-	222	156
	IX – Zamboanga Peninsula	1,974,549	4,434,053	299,769	269,454
C101	Processing and preserving of meat	3,670	-	-	147,911
C102	Processing and preserving of fish, crustaceans and mollusks	1,355,337	-	209,802	28,442
C104	Manufacture of vegetable and animal oils and fats	85,908	2,366,142	24,634	11,629
C105	Manufacture of dairy products	17	385	-	17
C106	Manufacture of grain mill products, starches and starch products	11,304	57,213	7,586	10,387
C107	Manufacture of other food products	256,099	211,007	20,173	39,028
C108	Manufacture of prepared animal feeds	S	S	S	S
C110	Manufacture of beverages	121,091	1,775,311	10,026	7,286
C139	Manufacture of other textiles	S	S	S	S
C142	Custom tailoring and dressmaking	4,954	-	-	561
C161	Sawmilling and planing of wood	14	704	-	27
C162	Manufacture of products of wood, cork, straw and plaiting materials	S	S	S	S
C181	Printing and service activities related to printing	11,460	761	-	2,233
C221	Manufacture of rubber products	29,697	1,000	7,064	4,246
C222	Manufacture of plastics products	1,975	-	241	103
C231	Manufacture of glass and glass products	353	-	-	145
C239	Manufacture of non-metallic mineral products, n.e.c.	1,179	100	710	897
C241	Manufacture of basic iron and steel	3,005	-	947	177
C251	Manufacture of structural metal products, tanks, reservoirs and steam generators	713	6,527	-	230
C259	Manufacture of other fabricated metal products; metal working service activities	55,143	-	13,857	6,517
C310	Manufacture of furniture	3,959	13,426	1,209	754
C321	Manufacture of jewelry, bijouterie and related articles	S	S	S	S
C329	Other manufacturing, n.e.c.	200	-	-	-
C331	Repair of fabricated metal products, machinery and equipment	2,948	-	-	1,481
	X – Northern Mindanao	5,318,234	1,914,836	1,001,964	2,943,824
C101	Processing and preserving of meat	3,737	28,220	11,037	6,100
C102	Processing and preserving of fish, crustaceans and mollusks	S	S	S	S

Table 5.6 Number of Establishments and Cost by Type for Manufacturing Establishments by Region and Industry Group:
Philippines, 2018

(Values are in thousand PhP. Except Number of Establishment. Details may not add-up to total due to rounding and/or statistical disclosure control.)

Continued

2009 PSIC Code	Region / Industry Description	Cost			
		Non-Industrial Services Done by Others	Goods Purchased for Resale	Interest Expense	Taxes on Products and Production
		(9)	(10)	(11)	(12)
C103	Processing and preserving of fruits and vegetables	745,846	37,263	356,406	59,808
C104	Manufacture of vegetable and animal oils and fats	249,000	298,973	132,645	18,422
C105	Manufacture of dairy products	2,814	-	11	181
C106	Manufacture of grain mill products, starches and starch products	639,957	31,795	394,912	190,072
C107	Manufacture of other food products	1,116,615	492,992	10,064	416,863
C108	Manufacture of prepared animal feeds	827	-	1,981	131,359
C110	Manufacture of beverages	948,424	-	10,744	1,988,708
C131	Spinning, weaving and finishing of textiles	58	-	-	16
C139	Manufacture of other textiles	362	-	-	27
C141	Manufacture of wearing apparel, except fur apparel	8,695	25,692	201	322
C142	Custom tailoring and dressmaking	5,877	11,231	-	1,380
C152	Manufacture of footwear	12,110	-	-	36
C161	Sawmilling and 1020lanning of wood	7,853	97,789	3,030	6,553
C162	Manufacture of products of wood, cork, straw and plaiting materials	36,100	6,591	11	481
C170	Manufacture of paper and paper products	172,885	80,836	2,905	6,167
C181	Printing and service activities related to printing	10,942	1,559	-	1,414
C192	Manufacture of refined petroleum products	396	66,361	-	229
C201	Manufacture of basic chemicals	535,457	163,637	17,428	40,169
C202	Manufacture of other chemical products, n.e.c.	123,925	64,640	30,718	6,547
C210	Manufacture of pharmaceuticals, medicinal chemical and botanical products	S	S	S	S
C221	Manufacture of rubber products	S	S	S	S
C222	Manufacture of plastics products	251,258	-	10,334	1,314
C231	Manufacture of glass and glass products	713	-	-	400
C239	Manufacture of non-metallic mineral products, n.e.c.	244,928	120,067	-	26,005
C241	Manufacture of basic iron and steel	70,314	-	2,930	1,303
C243	Casting of metals	340	-	1,592	124
C251	Manufacture of structural metal products, tanks, reservoirs and steam generators	35,088	21,230	3,288	5,615
C259	Manufacture of other fabricated metal products; metal working service activities	5,786	-	-	2,670
C264	Manufacture of consumer electronics	S	S	S	S
C271	Manufacture of electric motors, generators, transformers and electricity distribution and control apparatus	S	S	S	S

Table 5.6 Number of Establishments and Cost by Type for Manufacturing Establishments by Region and Industry Group:
Philippines, 2018

(Values are in thousand Php. Except Number of Establishment. Details may not add-up to total due to rounding and/or statistical disclosure control.)

Continued

2009 PSIC Code	Region / Industry Description	Cost			
		Non-Industrial Services Done by Others	Goods Purchased for Resale	Interest Expense	Taxes on Products and Production
		(9)	(10)	(11)	(12)
C281	Manufacture of general purpose machinery	S	S	S	S
C282	Manufacture of special purpose machinery	S	S	S	S
C291	Manufacture of motor vehicles	935	-	475	521
C293	Manufacture of parts and accessories for motor vehicles	71	71	-	-
C310	Manufacture of furniture	5,911	124,005	191	2,667
C321	Manufacture of jewelry, bijouterie and related articles	S	S	S	S
C324	Manufacture of games and toys	S	S	S	S
C329	Other manufacturing, n.e.c.	S	S	S	S
C331	Repair of fabricated metal products, machinery and equipment	36,779	14,013	5,492	26,250
	XI – Davao Region	9,264,498	2,653,193	828,474	1,047,881
C101	Processing and preserving of meat	47,598	-	918	2,800
C102	Processing and preserving of fish, crustaceans and mollusks	9,469	-	63	1,642
C103	Processing and preserving of fruits and vegetables	115,725	3,444	12,253	9,752
C104	Manufacture of vegetable and animal oils and fats	630,284	122,002	137,958	19,082
C105	Manufacture of dairy products	163	170	-	322
C106	Manufacture of grain mill products, starches and starch products	44,479	1,646,533	139,646	22,194
C107	Manufacture of other food products	923,318	189,914	31,417	124,238
C108	Manufacture of prepared animal feeds	1,745,226	78,572	183,151	46,196
C110	Manufacture of beverages	1,109,654	3,623	22,047	573,329
C120	Manufacture of tobacco products	S	S	S	S
C139	Manufacture of other textiles	13,332	10	1,354	3,352
C141	Manufacture of wearing apparel, except fur apparel	8,296	-	450	1,608
C142	Custom tailoring and dressmaking	13,011	989	-	945
C152	Manufacture of footwear	271	-	-	15
C161	Sawmilling and 1021lanning of wood	2,149	405	84	3,923
C162	Manufacture of products of wood, cork, straw and plaiting materials	105,449	35,986	18,010	20,393
C170	Manufacture of paper and paper products	490,628	50,249	9,304	32,990
C181	Printing and service activities related to printing	105,925	124,870	26,995	10,578
C192	Manufacture of refined petroleum products	S	S	S	S
C201	Manufacture of basic chemicals	25,336	1,011	2,514	3,321
C202	Manufacture of other chemical products, n.e.c.	676,242	-	109,687	2,321

Table 5.6 Number of Establishments and Cost by Type for Manufacturing Establishments by Region and Industry Group:
Philippines, 2018

(Values are in thousand PhP. Except Number of Establishment. Details may not add-up to total due to rounding and/or statistical disclosure control.)

Continued

2009 PSIC Code	Region / Industry Description	Cost			
		Non-Industrial Services Done by Others	Goods Purchased for Resale	Interest Expense	Taxes on Products and Production
		(9)	(10)	(11)	(12)
C210	Manufacture of pharmaceuticals, medicinal chemical and botanical products	43,299	-	-	997
C221	Manufacture of rubber products	1,972	-	-	-
C222	Manufacture of plastics products	343,260	192,030	44,965	32,758
C231	Manufacture of glass and glass products	4,133	-	54	326
C239	Manufacture of non-metallic mineral products, n.e.c.	881,732	60,538	62,893	62,552
C241	Manufacture of basic iron and steel	39,915	-	5,753	16,537
C242	Manufacture of basic precious and other non-ferrous metals	18,973	-	6,031	1,317
C243	Casting of metals	S	S	S	S
C251	Manufacture of structural metal products, tanks, reservoirs and steam generators	43,975	-	9,220	3,402
C252	Manufacture of weapons and ammunition	S	S	S	S
C259	Manufacture of other fabricated metal products; metal working service activities	16,264	-	1,935	21,648
C265	Manufacture of measuring, testing, navigating and control equipment; watches and clocks	S	S	S	S
C271	Manufacture of electric motors, generators, transformers and electricity distribution and control apparatus	S	S	S	S
C275	Manufacture of domestic appliances	2,856	-	-	-
C281	Manufacture of general purpose machinery	1,869	-	-	306
C282	Manufacture of special purpose machinery	19,312	-	1,228	3,062
C291	Manufacture of motor vehicles	S	S	S	S
C293	Manufacture of parts and accessories for motor vehicles	100	-	-	-
C301	Building of ships and boats	S	S	S	S
C310	Manufacture of furniture	46,101	141,520	-	10,900
C321	Manufacture of jewelry, bijouterie and related articles	10,245	-	174	-
C329	Other manufacturing, n.e.c.	5,569	-	-	361
C331	Repair of fabricated metal products, machinery and equipment	18,602	1,324	369	6,516
XII – SOCCSKSARGEN		2,469,710	853,478	547,160	229,992
C101	Processing and preserving of meat	22,217	5,860	208	7,245
C102	Processing and preserving of fish, crustaceans and mollusks	1,391,810	133,307	413,492	63,577

Table 5.6 Number of Establishments and Cost by Type for Manufacturing Establishments by Region and Industry Group: Philippines, 2018*(Values are in thousand PhP. Except Number of Establishment. Details may not add-up to total due to rounding and/or statistical disclosure control.)**Continued*

2009 PSIC Code	Region / Industry Description	Cost			
		Non-Industrial Services Done by Others	Goods Purchased for Resale	Interest Expense	Taxes on Products and Production
		(9)	(10)	(11)	(12)
C103	Processing and preserving of fruits and vegetables	S	S	S	S
C104	Manufacture of vegetable and animal oils and fats	413,746	-	5,140	17,732
C105	Manufacture of dairy products	120	-	120	219
C106	Manufacture of grain mill products, starches and starch products	45,909	616,881	34,330	12,087
C107	Manufacture of other food products	127,835	8,628	24,698	43,996
C108	Manufacture of prepared animal feeds	18,025	-	22,973	3,977
C110	Manufacture of beverages	30,486	6,340	-	44,400
C131	Spinning, weaving and finishing of textiles	329	-	-	21
C139	Manufacture of other textiles	592	-	-	58
C141	Manufacture of wearing apparel, except fur apparel	1,613	-	150	244
C142	Custom tailoring and dressmaking	7,539	-	95	823
C161	Sawmilling and planing of wood	446	-	-	198
C162	Manufacture of products of wood, cork, straw and plaiting materials	4,552	-	165	1,132
C170	Manufacture of paper and paper products	36,400	-	-	2,915
C181	Printing and service activities related to printing	33,352	-	3,975	2,674
C192	Manufacture of refined petroleum products	S	S	S	S
C201	Manufacture of basic chemicals	12,146	-	2,697	1,945
C202	Manufacture of other chemical products, n.e.c.	S	S	S	S
C221	Manufacture of rubber products	S	S	S	S
C222	Manufacture of plastics products	S	S	S	S
C231	Manufacture of glass and glass products	S	S	S	S
C239	Manufacture of non-metallic mineral products, n.e.c.	2,597	-	40	774
C241	Manufacture of basic iron and steel	4,871	15,077	542	376
C243	Casting of metals	S	S	S	S
C251	Manufacture of structural metal products, tanks, reservoirs and steam generators	100,431	-	30	4,678
C259	Manufacture of other fabricated metal products; metal working service activities	86,234	-	14,124	10,814
C301	Building of ships and boats	S	S	S	S
C310	Manufacture of furniture	9,553	46,348	292	3,469
C323	Manufacture of sports goods	S	S	S	S
C331	Repair of fabricated metal products, machinery and equipment	45,513	21,038	16,630	4,516
XIII – Caraga		1,046,870	219,376	1,983,203	296,431

Table 5.6 Number of Establishments and Cost by Type for Manufacturing Establishments by Region and Industry Group:
Philippines, 2018

(Values are in thousand PhP. Except Number of Establishment. Details may not add-up to total due to rounding and/or statistical disclosure control.)

Continued

2009 PSIC Code	Region / Industry Description	Cost			
		Non-Industrial Services Done by Others	Goods Purchased for Resale	Interest Expense	Taxes on Products and Production
		(9)	(10)	(11)	(12)
C101	Processing and preserving of meat	1,570	-	264	1,542
C102	Processing and preserving of fish, crustaceans and mollusks	S	S	S	S
C103	Processing and preserving of fruits and vegetables	S	S	S	S
C104	Manufacture of vegetable and animal oils and fats	112,169	-	30,488	15,869
C106	Manufacture of grain mill products, starches and starch products	2,504	84	11,743	1,069
C107	Manufacture of other food products	176,110	95,210	1,733	26,951
C108	Manufacture of prepared animal feeds	3	-	-	-
C110	Manufacture of beverages	1,019	3,526	-	2,125
C139	Manufacture of other textiles	46	412	-	2
C141	Manufacture of wearing apparel, except fur apparel	354	-	-	145
C142	Custom tailoring and dressmaking	1,080	384	-	786
C161	Sawmilling and 1024lanning of wood	2,412	19,371	1,500	853
C162	Manufacture of products of wood, cork, straw and plaiting materials	119,072	17,948	300	10,299
C181	Printing and service activities related to printing	12,354	406	-	3,394
C201	Manufacture of basic chemicals	S	S	S	S
C202	Manufacture of other chemical products, n.e.c.	47,505	-	-	5,703
C231	Manufacture of glass and glass products	S	S	S	S
C239	Manufacture of non-metallic mineral products, n.e.c.	64,673	14,719	22,688	2,326
C241	Manufacture of basic iron and steel	445	-	-	184
C242	Manufacture of basic precious and other non-ferrous metals	S	S	S	S
C259	Manufacture of other fabricated metal products; metal working service activities	3,022	24,324	1,521	1,808
C275	Manufacture of domestic appliances	56	31	-	12
C301	Building of ships and boats	S	S	S	S
C309	Manufacture of transport equipment, n.e.c.	771	-	-	141
C310	Manufacture of furniture	2,590	16,294	582	1,406
C321	Manufacture of jewelry, bijouterie and related articles	276	230	-	2
C324	Manufacture of games and toys	134	-	-	22
C329	Other manufacturing, n.e.c.	2,034	617	-	197
C331	Repair of fabricated metal products, machinery and equipment	6,640	755	2,152	4,493
Autonomous Region in Muslim Mindanao		304,866	45,822	195,203	16,363

Table 5.6 Number of Establishments and Cost by Type for Manufacturing Establishments by Region and Industry Group:
Philippines, 2018

(Values are in thousand Php. Except Number of Establishment. Details may not add-up to total due to rounding and/or statistical disclosure control.)

Continued

2009 PSIC Code	Region / Industry Description	Cost			
		Non-Industrial Services Done by Others	Goods Purchased for Resale	Interest Expense	Taxes on Products and Production
		(9)	(10)	(11)	(12)
C104	Manufacture of vegetable and animal oils and fats	S	S	S	S
C106	Manufacture of grain mill products, starches and starch products	237,725	8,903	176,178	359
C107	Manufacture of other food products	28,017	19,686	-	3,697
C108	Manufacture of prepared animal feeds	-	164	-	19
C110	Manufacture of beverages	446	11,294	-	1,353
C142	Custom tailoring and dressmaking	100	3,421	-	127
C181	Printing and service activities related to printing	2,373	2,289	-	128
C221	Manufacture of rubber products	S	S	S	S
C239	Manufacture of non-metallic mineral products, n.e.c.	-	65	-	42
C251	Manufacture of structural metal products, tanks, reservoirs and steam generators	111	-	-	5
C310	Manufacture of furniture	125	-	-	624

Table 5.6 Number of Establishments and Cost by Type for Manufacturing Establishments by Region and Industry Group:
Philippines, 2018

(Values are in thousand PhP. Except Number of Establishment. Details may not add-up to total due to rounding and/or statistical disclosure control.)

Continued

2009 PSIC Code	Region / Industry Description	Cost			
		Others taxes and licenses	Royalty Fee	Franchise Fee	Research and Development Expense
		(13)	(14)	(15)	(16)
	Philippines	20,881,867	31,656,740	1,217,250	16,784,839
C101	Processing and preserving of meat	221,680	1,646,870	4,412	10,888
C102	Processing and preserving of fish, crustaceans and mollusks	187,102	1,193,101	-	12,592
C103	Processing and preserving of fruits and vegetables	117,367	464,984	-	292,653
C104	Manufacture of vegetable and animal oils and fats	510,108	20,018	-	2,688
C105	Manufacture of dairy products	372,054	2,418,311	-	931
C106	Manufacture of grain mill products, starches and starch products	366,577	17,045	1,006	6,095
C107	Manufacture of other food products	2,137,651	852,017	97,798	258,159
C108	Manufacture of prepared animal feeds	923,626	68,843	-	9,553
C110	Manufacture of beverages	1,913,630	2,376,205	5,192	123,982
C120	Manufacture of tobacco products	274,993	2,462,591	19	150,561
C131	Spinning, weaving and finishing of textiles	36,503	-	-	581
C139	Manufacture of other textiles	52,810	23,761	2,614	1,308
C141	Manufacture of wearing apparel, except fur apparel	201,572	389,525	-	18,536
C142	Custom tailoring and dressmaking	11,312	58	-	242
C143	Manufacture of knitted and crocheted apparel	12,988	-	3,552	6
C151	Tanning and dressing of leather; manufacture of luggage and handbags	19,258	590,474	-	1,018
C152	Manufacture of footwear	24,595	9,550	-	2,086
C161	Sawmilling and planing of wood	2,518	-	-	352
C162	Manufacture of products of wood, cork, straw and plaiting materials	53,848	68,922	-	1,521
C170	Manufacture of paper and paper products	503,332	53,281	218	5,703
C181	Printing and service activities related to printing	210,428	20,104	761	72,379
C182	Reproduction of recorded media	244	-	-	-
C192	Manufacture of refined petroleum products	6,932	470,848	-	341
C199	Manufacture of other fuel products	7,312	23,382	-	-
C201	Manufacture of basic chemicals	393,252	18,920	-	11,296
C202	Manufacture of other chemical products, n.e.c.	3,115,300	3,206,380	-	59,640
C203	Manufacture of man-made fibers	S	S	S	S
C210	Manufacture of pharmaceuticals, medicinal chemical and botanical products	441,047	4,719	-	52,520
C221	Manufacture of rubber products	47,082	83,428	-	147
C222	Manufacture of plastics products	496,906	217,112	51,833	24,338

Table 5.6 Number of Establishments and Cost by Type for Manufacturing Establishments by Region and Industry Group:
Philippines, 2018

(Values are in thousand PhP. Except Number of Establishment. Details may not add-up to total due to rounding and/or statistical disclosure control.)

Continued

2009 PSIC Code	Region / Industry Description	Cost			
		Others taxes and licenses	Royalty Fee	Franchise Fee	Research and Development Expense
		(13)	(14)	(15)	(16)
C231	Manufacture of glass and glass products	122,785	158	-	1,241
C239	Manufacture of non-metallic mineral products, n.e.c.	3,712,225	46,003	-	35,360
C241	Manufacture of basic iron and steel	337,544	-	-	218
C242	Manufacture of basic precious and other non-ferrous metals	215,580	3,016	12	844
C243	Casting of metals	24,939	50,266	-	678
C251	Manufacture of structural metal products, tanks, reservoirs and steam generators	245,043	32,662	-	4,663
C252	Manufacture of weapons and ammunition	2,753	-	-	64
C259	Manufacture of other fabricated metal products; metal working service activities	341,642	326,324	352	22,874
C261	Manufacture of electronic components	718,779	3,280,191	133,726	206,801
C262	Manufacture of computers and peripheral equipment and accessories	525,586	123,504	-	-
C263	Manufacture of communication equipment	14,017	-	12	71,509
C264	Manufacture of consumer electronics	19,635	627,398	-	2,938
C265	Manufacture of measuring, testing, navigating and control equipment; watches and clocks	3,071	-	-	355
C267	Manufacture of optical instruments and photographic equipment	23,449	46,503	-	-
C271	Manufacture of electric motors, generators, transformers and electricity distribution and control apparatus	26,823	43,364	-	5,591
C272	Manufacture of batteries and accumulators	59,417	-	-	-
C273	Manufacture of wiring and wiring devices	123,215	311,398	-	6,892
C274	Manufacture of electric lighting equipment	6,994	16,926	-	2,762
C275	Manufacture of domestic appliances	65,550	91,566	-	9,482
C279	Manufacture of other electrical equipment	13,482	27,686	835,529	1,056,232
C281	Manufacture of general purpose machinery	192,311	72,893	7	9,462
C282	Manufacture of special purpose machinery	75,595	209,160	-	1,581
C291	Manufacture of motor vehicles	319,650	65,643	-	39,473

Table 5.6 Number of Establishments and Cost by Type for Manufacturing Establishments by Region and Industry Group:
Philippines, 2018

(Values are in thousand PhP. Except Number of Establishment. Details may not add-up to total due to rounding and/or statistical disclosure control.)

Continued

2009 PSIC Code	Region / Industry Description	Cost			
		Others taxes and licenses	Royalty Fee	Franchise Fee	Research and Development Expense
		(13)	(14)	(15)	(16)
C292	Manufacture of bodies (coachwork) for motor vehicles; manufacture of trailers and semi-trailers	17,819	8,715	-	481
C293	Manufacture of parts and accessories for motor vehicles	225,039	6,061,004	53,949	13,145
C301	Building of ships and boats	8,104	606,795	-	12,041,938
C302	Manufacture of railway locomotive and rolling stock	S	S	S	S
C303	Manufacture of air and spacecraft and related machinery	3,193	-	-	2,064,067
C309	Manufacture of transport equipment, n.e.c.	290,759	2,599,848	-	206
C310	Manufacture of furniture	154,230	40,986	5,451	12,642
C321	Manufacture of jewelry, bijouterie and related articles	4,715	120	-	1,274
C322	Manufacture of musical instruments	138	69	-	-
C323	Manufacture of sports goods	7,913	-	-	10,184
C324	Manufacture of games and toys	9,501	361	-	-
C325	Manufacture of medical and dental instruments and supplies	18,914	238,558	20,665	3,733
C329	Other manufacturing, n.e.c.	28,379	25,175	144	393
C331	Repair of fabricated metal products, machinery and equipment	258,454	-	-	37,633
C332	Installation of industrial machinery and equipment	652	-	-	-
	National Capital Region	5,711,382	6,456,500	138,341	583,358
C101	Processing and preserving of meat	26,672	-	-	6,978
C102	Processing and preserving of fish, crustaceans and mollusks	44,385	738,381	-	1,345
C103	Processing and preserving of fruits and vegetables	33,973	602	-	3,545
C104	Manufacture of vegetable and animal oils and fats	112,232	-	-	135
C105	Manufacture of dairy products	80,874	520,275	-	911
C106	Manufacture of grain mill products, starches and starch products	193,960	557	-	2,600
C107	Manufacture of other food products	652,269	89,690	80,194	151,933
C108	Manufacture of prepared animal feeds	41,994	-	-	-
C110	Manufacture of beverages	399,943	2,307,965	-	104,314
C120	Manufacture of tobacco products	196,192	1,693,612	-	146,351
C131	Spinning, weaving and finishing of textiles	11,315	-	-	-
C139	Manufacture of other textiles	41,076	23,000	2,414	-
C141	Manufacture of wearing apparel, except fur apparel	151,470	294,082	-	15,524
C142	Custom tailoring and dressmaking	5,616	-	-	-

Table 5.6 Number of Establishments and Cost by Type for Manufacturing Establishments by Region and Industry Group: Philippines, 2018

(Values are in thousand PhP. Except Number of Establishment. Details may not add-up to total due to rounding and/or statistical disclosure control.)

Continued

2009 PSIC Code	Region / Industry Description	Cost			
		Others taxes and licenses	Royalty Fee	Franchise Fee	Research and Development Expense
		(13)	(14)	(15)	(16)
C143	Manufacture of knitted and crocheted apparel	8,863	-	3,552	-
C151	Tanning and dressing of leather; manufacture of luggage and handbags	12,625	51,913	-	236
C152	Manufacture of footwear	16,433	744	-	-
C161	Sawmilling and planing of wood	1,356	-	-	-
C162	Manufacture of products of wood, cork, straw and plaiting materials	8,971	3	-	-
C170	Manufacture of paper and paper products	249,050	15,500	218	249
C181	Printing and service activities related to printing	153,216	19,845	-	71,576
C192	Manufacture of refined petroleum products	1,242	-	-	341
C199	Manufacture of other fuel products	S	S	S	S
C201	Manufacture of basic chemicals	163,634	11,518	-	3,072
C202	Manufacture of other chemical products, n.e.c.	1,232,369	206,707	-	8,113
C203	Manufacture of man-made fibers	S	S	S	S
C210	Manufacture of pharmaceuticals, medicinal chemical and botanical products	318,012	-	-	15,779
C221	Manufacture of rubber products	21,204	180	-	147
C222	Manufacture of plastics products	260,359	36,943	51,819	5,268
C231	Manufacture of glass and glass products	49,926	-	-	-
C239	Manufacture of non-metallic mineral products, n.e.c.	85,462	3,303	-	18,959
C241	Manufacture of basic iron and steel	154,561	-	-	-
C242	Manufacture of basic precious and other non-ferrous metals	34,559	-	-	-
C243	Casting of metals	4,322	-	-	-
C251	Manufacture of structural metal products, tanks, reservoirs and steam generators	168,038	-	-	428
C252	Manufacture of weapons and ammunition	1,281	-	-	-
C259	Manufacture of other fabricated metal products; metal working service activities	186,436	2,140	-	12,705
C261	Manufacture of electronic components	19,100	-	-	1,641
C262	Manufacture of computers and peripheral equipment and accessories	S	S	S	S
C264	Manufacture of consumer electronics	10,086	71	-	8
C265	Manufacture of measuring, testing, navigating and control equipment; watches and clocks	2,529	-	-	-

Table 5.6 Number of Establishments and Cost by Type for Manufacturing Establishments by Region and Industry Group:
Philippines, 2018

(Values are in thousand PhP. Except Number of Establishment. Details may not add-up to total due to rounding and/or statistical disclosure control.)

Continued

2009 PSIC Code	Region / Industry Description	Cost			
		Others taxes and licenses	Royalty Fee	Franchise Fee	Research and Development Expense
		(13)	(14)	(15)	(16)
C267	Manufacture of optical instruments and photographic equipment	S	S	S	S
C271	Manufacture of electric motors, generators, transformers and electricity distribution and control apparatus	4,651	-	-	3,870
C272	Manufacture of batteries and accumulators	S	S	S	S
C273	Manufacture of wiring and wiring devices	51,432	-	-	579
C274	Manufacture of electric lighting equipment	2,185	-	-	7
C275	Manufacture of domestic appliances	48,945	91,566	-	426
C279	Manufacture of other electrical equipment	4,883	-	-	-
C281	Manufacture of general purpose machinery	43,871	24,316	-	2,836
C282	Manufacture of special purpose machinery	3,198	1,497	-	594
C291	Manufacture of motor vehicles	980	-	-	-
C292	Manufacture of bodies (coachwork) for motor vehicles; manufacture of trailers and semi-trailers	8,117	15	-	-
C293	Manufacture of parts and accessories for motor vehicles	14,382	-	-	-
C301	Building of ships and boats	789	-	-	-
C303	Manufacture of air and spacecraft and related machinery	S	S	S	S
C309	Manufacture of transport equipment, n.e.c.	39,499	248,700	-	-
C310	Manufacture of furniture	102,737	25,381	-	1,410
C321	Manufacture of jewelry, bijouterie and related articles	677	-	-	-
C322	Manufacture of musical instruments	S	S	S	S
C323	Manufacture of sports goods	5,344	-	-	37
C324	Manufacture of games and toys	923	-	-	-
C325	Manufacture of medical and dental instruments and supplies	3,258	-	-	45
C329	Other manufacturing, n.e.c.	15,605	24,544	144	292
C331	Repair of fabricated metal products, machinery and equipment	194,533	-	-	1,102
C332	Installation of industrial machinery and equipment	550	-	-	-
	Cordillera Administrative Region	32,261	5,829	-	24,450
C101	Processing and preserving of meat	-	-	-	-
C102	Processing and preserving of fish, crustaceans and mollusks	-	-	-	-
C103	Processing and preserving of fruits and vegetables	-	-	-	21,227

Table 5.6 Number of Establishments and Cost by Type for Manufacturing Establishments by Region and Industry Group: Philippines, 2018

(Values are in thousand PhP. Except Number of Establishment. Details may not add-up to total due to rounding and/or statistical disclosure control.)

Continued

2009 PSIC Code	Region / Industry Description	Cost			
		Others taxes and licenses	Royalty Fee	Franchise Fee	Research and Development Expense
		(13)	(14)	(15)	(16)
C105	Manufacture of dairy products	S	S	S	S
C106	Manufacture of grain mill products, starches and starch products	127	-	-	-
C107	Manufacture of other food products	3,057	2,856	-	1,556
C110	Manufacture of beverages	210	-	-	-
C131	Spinning, weaving and finishing of textiles	-	-	-	581
C139	Manufacture of other textiles	-	-	-	-
C141	Manufacture of wearing apparel, except fur apparel	S	S	S	S
C142	Custom tailoring and dressmaking	71	-	-	-
C162	Manufacture of products of wood, cork, straw and plaiting materials	-	-	-	-
C181	Printing and service activities related to printing	-	-	-	-
C201	Manufacture of basic chemicals	-	-	-	-
C221	Manufacture of rubber products	-	-	-	-
C222	Manufacture of plastics products	S	S	S	S
C231	Manufacture of glass and glass products	S	S	S	S
C239	Manufacture of non-metallic mineral products, n.e.c.	23	-	-	-
C241	Manufacture of basic iron and steel	-	-	-	-
C251	Manufacture of structural metal products, tanks, reservoirs and steam generators	-	-	-	-
C259	Manufacture of other fabricated metal products; metal working service activities	-	-	-	-
C261	Manufacture of electronic components	S	S	S	S
C303	Manufacture of air and spacecraft and related machinery	S	S	S	S
C310	Manufacture of furniture	-	-	-	-
C321	Manufacture of jewelry, bijouterie and related articles	S	S	S	S
I – Ilocos Region		86,692	10,979	-	1,879
C101	Processing and preserving of meat	2,402	-	-	-
C102	Processing and preserving of fish, crustaceans and mollusks	2,315	8,532	-	-
C103	Processing and preserving of fruits and vegetables	-	-	-	-
C105	Manufacture of dairy products	S	S	S	S
C106	Manufacture of grain mill products, starches and starch products	2,123	-	-	-
C107	Manufacture of other food products	19,713	2,427	-	1,083
C108	Manufacture of prepared animal feeds	-	-	-	-
C110	Manufacture of beverages	4,954	-	-	-

Table 5.6 Number of Establishments and Cost by Type for Manufacturing Establishments by Region and Industry Group:
Philippines, 2018

(Values are in thousand PhP. Except Number of Establishment. Details may not add-up to total due to rounding and/or statistical disclosure control.)

Continued

2009 PSIC Code	Region / Industry Description	Cost			
		Others taxes and licenses	Royalty Fee	Franchise Fee	Research and Development Expense
		(13)	(14)	(15)	(16)
C120	Manufacture of tobacco products	S	S	S	S
C131	Spinning, weaving and finishing of textiles	1	-	-	-
C141	Manufacture of wearing apparel, except fur apparel	-	-	-	-
C142	Custom tailoring and dressmaking	123	-	-	-
C152	Manufacture of footwear	-	-	-	-
C162	Manufacture of products of wood, cork, straw and plaiting materials	-	-	-	-
C170	Manufacture of paper and paper products	12,419	-	-	-
C181	Printing and service activities related to printing	314	-	-	-
C201	Manufacture of basic chemicals	2,911	20	-	-
C210	Manufacture of pharmaceuticals, medicinal chemical and botanical products	S	S	S	S
C221	Manufacture of rubber products	-	-	-	-
C231	Manufacture of glass and glass products	-	-	-	-
C239	Manufacture of non-metallic mineral products, n.e.c.	38,048	-	-	-
C241	Manufacture of basic iron and steel	45	-	-	-
C251	Manufacture of structural metal products, tanks, reservoirs and steam generators	957	-	-	-
C259	Manufacture of other fabricated metal products; metal working service activities	-	-	-	-
C273	Manufacture of wiring and wiring devices	S	S	S	S
C282	Manufacture of special purpose machinery	S	S	S	S
C292	Manufacture of bodies (coachwork) for motor vehicles; manufacture of trailers and semi-trailers	-	-	-	-
C293	Manufacture of parts and accessories for motor vehicles	-	-	-	-
C309	Manufacture of transport equipment, n.e.c.	-	-	-	-
C321	Manufacture of jewelry, bijouterie and related articles	S	S	S	S
C324	Manufacture of games and toys	S	S	S	S
C329	Other manufacturing, n.e.c.	138	-	-	-
C331	Repair of fabricated metal products, machinery and equipment	169	-	-	-
II – Cagayan Valley		46,213	769	835,529	67
C101	Processing and preserving of meat	-	-	-	-

Table 5.6 Number of Establishments and Cost by Type for Manufacturing Establishments by Region and Industry Group: Philippines, 2018*(Values are in thousand Php. Except Number of Establishment. Details may not add-up to total due to rounding and/or statistical disclosure control.)**Continued*

2009 PSIC Code	Region / Industry Description	Cost			
		Others taxes and licenses	Royalty Fee	Franchise Fee	Research and Development Expense
		(13)	(14)	(15)	(16)
C102	Processing and preserving of fish, crustaceans and mollusks	-	-	-	-
C103	Processing and preserving of fruits and vegetables	37	-	-	-
C104	Manufacture of vegetable and animal oils and fats	S	S	S	S
C105	Manufacture of dairy products	56	-	-	-
C106	Manufacture of grain mill products, starches and starch products	16,243	-	-	-
C107	Manufacture of other food products	949	-	-	-
C108	Manufacture of prepared animal feeds	668	-	-	67
C110	Manufacture of beverages	1,845	-	-	-
C120	Manufacture of tobacco products	16,610	-	-	-
C131	Spinning, weaving and finishing of textiles	-	-	-	-
C139	Manufacture of other textiles	-	-	-	-
C142	Custom tailoring and dressmaking	127	-	-	-
C151	Tanning and dressing of leather; manufacture of luggage and handbags	-	-	-	-
C162	Manufacture of products of wood, cork, straw and plaiting materials	-	-	-	-
C181	Printing and service activities related to printing	1,325	-	-	-
C182	Reproduction of recorded media	-	-	-	-
C199	Manufacture of other fuel products	S	S	S	S
C201	Manufacture of basic chemicals	S	S	S	S
C222	Manufacture of plastics products	-	-	-	-
C239	Manufacture of non-metallic mineral products, n.e.c.	1,979	-	-	-
C241	Manufacture of basic iron and steel	-	-	-	-
C251	Manufacture of structural metal products, tanks, reservoirs and steam generators	628	-	-	-
C252	Manufacture of weapons and ammunition	S	S	S	S
C259	Manufacture of other fabricated metal products; metal working service activities	-	-	-	-
C279	Manufacture of other electrical equipment	-	-	835,529	-
C282	Manufacture of special purpose machinery	979	769	-	-
C310	Manufacture of furniture	39	-	-	-
C321	Manufacture of jewelry, bijouterie and related articles	-	-	-	-
C329	Other manufacturing, n.e.c.	S	S	S	S
C331	Repair of fabricated metal products, machinery and equipment	358	-	-	-

Table 5.6 Number of Establishments and Cost by Type for Manufacturing Establishments by Region and Industry Group:
Philippines, 2018

(Values are in thousand PhP. Except Number of Establishment. Details may not add-up to total due to rounding and/or statistical disclosure control.)

Continued

2009 PSIC Code	Region / Industry Description	Cost			
		Others taxes and licenses	Royalty Fee	Franchise Fee	Research and Development Expense
		(13)	(14)	(15)	(16)
III – Central Luzon		3,733,869	1,186,932	8,190	12,202,443
C101	Processing and preserving of meat	57,396	-	785	956
C102	Processing and preserving of fish, crustaceans and mollusks	16,967	-	-	-
C103	Processing and preserving of fruits and vegetables	20,392	-	-	13,950
C104	Manufacture of vegetable and animal oils and fats	346	-	-	-
C105	Manufacture of dairy products	1,347	150,274	-	-
C106	Manufacture of grain mill products, starches and starch products	12,448	-	-	-
C107	Manufacture of other food products	464,215	217,899	59	40,175
C108	Manufacture of prepared animal feeds	96,252	67,222	-	7,144
C110	Manufacture of beverages	223,641	-	1,809	896
C120	Manufacture of tobacco products	S	S	S	S
C131	Spinning, weaving and finishing of textiles	19,874	-	-	-
C139	Manufacture of other textiles	7,451	-	-	-
C141	Manufacture of wearing apparel, except fur apparel	11,189	-	-	74
C142	Custom tailoring and dressmaking	2,214	-	-	-
C143	Manufacture of knitted and crocheted apparel	702	-	-	-
C151	Tanning and dressing of leather; manufacture of luggage and handbags	5,362	-	-	-
C152	Manufacture of footwear	3,383	-	-	2,000
C161	Sawmilling and 1034lanning of wood	S	S	S	S
C162	Manufacture of products of wood, cork, straw and plaiting materials	2,306	1	-	-
C170	Manufacture of paper and paper products	128,346	2,677	-	104
C181	Printing and service activities related to printing	12,365	-	-	200
C192	Manufacture of refined petroleum products	422	-	-	-
C201	Manufacture of basic chemicals	26,613	417	-	109
C202	Manufacture of other chemical products, n.e.c.	50,445	-	-	429
C210	Manufacture of pharmaceuticals, medicinal chemical and botanical products	14,897	4,719	-	26,543
C221	Manufacture of rubber products	6,183	35,629	-	-
C222	Manufacture of plastics products	66,406	-	-	2,764
C231	Manufacture of glass and glass products	1,676	108	-	1,241
C239	Manufacture of non-metallic mineral products, n.e.c.	1,557,595	-	-	5,076
C241	Manufacture of basic iron and steel	58,880	-	-	-

Table 5.6 Number of Establishments and Cost by Type for Manufacturing Establishments by Region and Industry Group:
Philippines, 2018

(Values are in thousand PhP. Except Number of Establishment. Details may not add-up to total due to rounding and/or statistical disclosure control.)

Continued

2009 PSIC Code	Region / Industry Description	Cost			
		Others taxes and licenses	Royalty Fee	Franchise Fee	Research and Development Expense
		(13)	(14)	(15)	(16)
C242	Manufacture of basic precious and other non-ferrous metals	364	-	-	-
C243	Casting of metals	5,307	-	-	-
C251	Manufacture of structural metal products, tanks, reservoirs and steam generators	9,357	12	-	220
C259	Manufacture of other fabricated metal products; metal working service activities	14,872	-	79	-
C261	Manufacture of electronic components	62,345	13	-	15,656
C262	Manufacture of computers and peripheral equipment and accessories	506,633	40,270	-	-
C263	Manufacture of communication equipment	S	S	S	S
C264	Manufacture of consumer electronics	302	-	-	-
C265	Manufacture of measuring, testing, navigating and control equipment; watches and clocks	102	-	-	-
C271	Manufacture of electric motors, generators, transformers and electricity distribution and control apparatus	645	19	-	-
C272	Manufacture of batteries and accumulators	S	S	S	S
C273	Manufacture of wiring and wiring devices	33,044	-	-	-
C274	Manufacture of electric lighting equipment	1,767	-	-	2,756
C275	Manufacture of domestic appliances	6,115	-	-	-
C279	Manufacture of other electrical equipment	4,167	27,686	-	-
C281	Manufacture of general purpose machinery	998	-	7	-
C282	Manufacture of special purpose machinery	948	124	-	-
C291	Manufacture of motor vehicles	225	-	-	-
C292	Manufacture of bodies (coachwork) for motor vehicles; manufacture of trailers and semi-trailers	S	S	S	S
C293	Manufacture of parts and accessories for motor vehicles	96,340	30,204	-	-
C301	Building of ships and boats	S	S	S	S
C303	Manufacture of air and spacecraft and related machinery	126	-	-	-
C309	Manufacture of transport equipment, n.e.c.	120	-	-	-
C310	Manufacture of furniture	12,804	2,225	5,451	1,235
C321	Manufacture of jewelry, bijouterie and related articles	447	-	-	-

Table 5.6 Number of Establishments and Cost by Type for Manufacturing Establishments by Region and Industry Group:
Philippines, 2018

(Values are in thousand PhP. Except Number of Establishment. Details may not add-up to total due to rounding and/or statistical disclosure control.)

Continued

2009 PSIC Code	Region / Industry Description	Cost			
		Others taxes and licenses	Royalty Fee	Franchise Fee	Research and Development Expense
		(13)	(14)	(15)	(16)
C322	Manufacture of musical instruments	S	S	S	S
C323	Manufacture of sports goods	6	-	-	-
C324	Manufacture of games and toys	65	10	-	-
C325	Manufacture of medical and dental instruments and supplies	8,901	-	-	3,688
C329	Other manufacturing, n.e.c.	2,046	631	-	-
C331	Repair of fabricated metal products, machinery and equipment	21,124	-	-	35,288
C332	Installation of industrial machinery and equipment	S	S	S	S
IVA – CALABARZON		6,584,563	22,198,225	212,087	3,596,278
C101	Processing and preserving of meat	70,219	1,646,866	2,883	1,754
C102	Processing and preserving of fish, crustaceans and mollusks	19,195	277,799	-	2,643
C103	Processing and preserving of fruits and vegetables	34,531	-	-	11,679
C104	Manufacture of vegetable and animal oils and fats	42,903	-	-	1,712
C105	Manufacture of dairy products	288,782	1,747,762	-	-
C106	Manufacture of grain mill products, starches and starch products	55,204	-	-	3,309
C107	Manufacture of other food products	519,447	450,866	566	55,237
C108	Manufacture of prepared animal feeds	19,444	1,621	-	415
C110	Manufacture of beverages	1,051,069	57,527	-	11,360
C120	Manufacture of tobacco products	43,405	768,979	-	4,211
C131	Spinning, weaving and finishing of textiles	5,254	-	-	-
C139	Manufacture of other textiles	2,160	-	-	1,052
C141	Manufacture of wearing apparel, except fur apparel	35,756	95,443	-	2,399
C142	Custom tailoring and dressmaking	743	-	-	242
C143	Manufacture of knitted and crocheted apparel	3,423	-	-	6
C151	Tanning and dressing of leather; manufacture of luggage and handbags	509	538,560	-	-
C152	Manufacture of footwear	1,850	8,807	-	85
C161	Sawmilling and planing of wood	S	S	S	S
C162	Manufacture of products of wood, cork, straw and plaiting materials	23,287	68,919	-	49
C170	Manufacture of paper and paper products	79,789	35,064	-	4,656
C181	Printing and service activities related to printing	20,152	-	-	603
C182	Reproduction of recorded media	S	S	S	S
C192	Manufacture of refined petroleum products	S	S	S	S
C199	Manufacture of other fuel products	S	S	S	S

Table 5.6 Number of Establishments and Cost by Type for Manufacturing Establishments by Region and Industry Group:
Philippines, 2018

(Values are in thousand Php. Except Number of Establishment. Details may not add-up to total due to rounding and/or statistical disclosure control.)

Continued

2009 PSIC Code	Region / Industry Description	Cost			
		Others taxes and licenses	Royalty Fee	Franchise Fee	Research and Development Expense
		(13)	(14)	(15)	(16)
C201	Manufacture of basic chemicals	78,964	5,492	-	6,107
C202	Manufacture of other chemical products, n.e.c.	1,795,243	2,713,158	-	50,990
C210	Manufacture of pharmaceuticals, medicinal chemical and botanical products	90,520	-	-	10,190
C221	Manufacture of rubber products	12,370	45,565	-	-
C222	Manufacture of plastics products	126,400	176,944	13	15,116
C231	Manufacture of glass and glass products	66,633	-	-	-
C239	Manufacture of non-metallic mineral products, n.e.c.	127,941	42,700	-	1,570
C241	Manufacture of basic iron and steel	91,108	-	-	153
C242	Manufacture of basic precious and other non-ferrous metals	3,359	3,016	12	844
C243	Casting of metals	14,801	50,254	-	678
C251	Manufacture of structural metal products, tanks, reservoirs and steam generators	58,008	32,650	-	3,990
C252	Manufacture of weapons and ammunition	S	S	S	S
C259	Manufacture of other fabricated metal products; metal working service activities	107,486	282,648	261	9,865
C261	Manufacture of electronic components	609,978	3,280,179	133,726	189,505
C262	Manufacture of computers and peripheral equipment and accessories	18,604	81,259	-	-
C263	Manufacture of communication equipment	13,863	-	12	-
C264	Manufacture of consumer electronics	8,491	565,703	-	1,505
C265	Manufacture of measuring, testing, navigating and control equipment; watches and clocks	113	-	-	-
C267	Manufacture of optical instruments and photographic equipment	16,767	40,572	-	-
C271	Manufacture of electric motors, generators, transformers and electricity distribution and control apparatus	21,263	43,345	-	1,721
C272	Manufacture of batteries and accumulators	S	S	S	S
C273	Manufacture of wiring and wiring devices	38,371	8,715	-	5,516
C274	Manufacture of electric lighting equipment	2,900	16,926	-	-
C275	Manufacture of domestic appliances	10,154	-	-	8,569
C279	Manufacture of other electrical equipment	3,369	-	-	1,056,232
C281	Manufacture of general purpose machinery	145,890	48,293	-	6,626

Table 5.6 Number of Establishments and Cost by Type for Manufacturing Establishments by Region and Industry Group:
Philippines, 2018

(Values are in thousand PhP. Except Number of Establishment. Details may not add-up to total due to rounding and/or statistical disclosure control.)

Continued

2009 PSIC Code	Region / Industry Description	Cost			
		Others taxes and licenses	Royalty Fee	Franchise Fee	Research and Development Expense
		(13)	(14)	(15)	(16)
C282	Manufacture of special purpose machinery	69,722	206,770	-	829
C291	Manufacture of motor vehicles	314,843	65,643	-	39,473
C292	Manufacture of bodies (coachwork) for motor vehicles; manufacture of trailers and semi-trailers	9,683	8,700	-	481
C293	Manufacture of parts and accessories for motor vehicles	102,974	5,884,705	53,949	9,627
C301	Building of ships and boats	-	-	-	-
C302	Manufacture of railway locomotive and rolling stock	S	S	S	S
C303	Manufacture of air and spacecraft and related machinery	S	S	S	S
C309	Manufacture of transport equipment, n.e.c.	250,420	2,242,176	-	206
C310	Manufacture of furniture	13,229	12,859	-	218
C321	Manufacture of jewelry, bijouterie and related articles	798	-	-	-
C322	Manufacture of musical instruments	S	S	S	S
C323	Manufacture of sports goods	2,561	-	-	10,147
C324	Manufacture of games and toys	7,721	351	-	-
C325	Manufacture of medical and dental instruments and supplies	4,382	170,541	20,665	-
C329	Other manufacturing, n.e.c.	6,718	-	-	-
C331	Repair of fabricated metal products, machinery and equipment	14,193	-	-	640
C332	Installation of industrial machinery and equipment	S	S	S	S
	MIMAROPA	40,582	3,109	-	75
C101	Processing and preserving of meat	445	-	-	-
C102	Processing and preserving of fish, crustaceans and mollusks	S	S	S	S
C103	Processing and preserving of fruits and vegetables	S	S	S	S
C104	Manufacture of vegetable and animal oils and fats	9,257	-	-	75
C105	Manufacture of dairy products	18	-	-	-
C106	Manufacture of grain mill products, starches and starch products	5,601	-	-	-
C107	Manufacture of other food products	8,475	128	-	-
C110	Manufacture of beverages	384	2,974	-	-
C131	Spinning, weaving and finishing of textiles	1	-	-	-
C141	Manufacture of wearing apparel, except fur apparel	-	-	-	-
C142	Custom tailoring and dressmaking	401	-	-	-
C151	Tanning and dressing of leather; manufacture of luggage and handbags	-	-	-	-

Table 5.6 Number of Establishments and Cost by Type for Manufacturing Establishments by Region and Industry Group:
Philippines, 2018

(Values are in thousand Php. Except Number of Establishment. Details may not add-up to total due to rounding and/or statistical disclosure control.)

Continued

2009 PSIC Code	Region / Industry Description	Cost			
		Others taxes and licenses	Royalty Fee	Franchise Fee	Research and Development Expense
		(13)	(14)	(15)	(16)
C161	Sawmilling and planing of wood	-	-	-	-
C162	Manufacture of products of wood, cork, straw and plaiting materials	25	-	-	-
C181	Printing and service activities related to printing	170	-	-	-
C201	Manufacture of basic chemicals	-	-	-	-
C202	Manufacture of other chemical products, n.e.c.	S	S	S	S
C210	Manufacture of pharmaceuticals, medicinal chemical and botanical products	S	S	S	S
C222	Manufacture of plastics products	-	-	-	-
C239	Manufacture of non-metallic mineral products, n.e.c.	117	-	-	-
C241	Manufacture of basic iron and steel	-	-	-	-
C242	Manufacture of basic precious and other non-ferrous metals	S	S	S	S
C259	Manufacture of other fabricated metal products; metal working service activities	53	-	-	-
C282	Manufacture of special purpose machinery	S	S	S	S
C310	Manufacture of furniture	-	-	-	-
C331	Repair of fabricated metal products, machinery and equipment	128	-	-	-
V – Bicol Region		94,503	12,673	19	6,978
C101	Processing and preserving of meat	621	4	-	63
C102	Processing and preserving of fish, crustaceans and mollusks	58	-	-	922
C103	Processing and preserving of fruits and vegetables	-	-	-	-
C104	Manufacture of vegetable and animal oils and fats	3,820	-	-	537
C105	Manufacture of dairy products	37	-	-	20
C106	Manufacture of grain mill products, starches and starch products	1,808	-	-	131
C107	Manufacture of other food products	6,528	7,713	-	1,519
C108	Manufacture of prepared animal feeds	1,312	-	-	-
C110	Manufacture of beverages	5,035	4,956	-	-
C120	Manufacture of tobacco products	S	S	S	S
C131	Spinning, weaving and finishing of textiles	-	-	-	-
C139	Manufacture of other textiles	1,127	-	-	240
C141	Manufacture of wearing apparel, except fur apparel	699	-	-	-
C142	Custom tailoring and dressmaking	204	-	-	-

Table 5.6 Number of Establishments and Cost by Type for Manufacturing Establishments by Region and Industry Group:
Philippines, 2018

(Values are in thousand PhP. Except Number of Establishment. Details may not add-up to total due to rounding and/or statistical disclosure control.)

Continued

2009 PSIC Code	Region / Industry Description	Cost			
		Others taxes and licenses	Royalty Fee	Franchise Fee	Research and Development Expense
		(13)	(14)	(15)	(16)
C151	Tanning and dressing of leather; manufacture of luggage and handbags	3	-	-	-
C152	Manufacture of footwear	60	-	-	-
C162	Manufacture of products of wood, cork, straw and plaiting materials	647	-	-	665
C170	Manufacture of paper and paper products	3,408	-	-	-
C181	Printing and service activities related to printing	2,610	-	-	-
C201	Manufacture of basic chemicals	-	-	-	-
C210	Manufacture of pharmaceuticals, medicinal chemical and botanical products	-	-	-	-
C231	Manufacture of glass and glass products	S	S	S	S
C239	Manufacture of non-metallic mineral products, n.e.c.	19,719	-	-	2,857
C241	Manufacture of basic iron and steel	3,395	-	-	-
C242	Manufacture of basic precious and other non-ferrous metals	S	S	S	S
C251	Manufacture of structural metal products, tanks, reservoirs and steam generators	699	-	-	25
C259	Manufacture of other fabricated metal products; metal working service activities	26	-	-	-
C281	Manufacture of general purpose machinery	951	-	-	-
C282	Manufacture of special purpose machinery	-	-	-	-
C293	Manufacture of parts and accessories for motor vehicles	-	-	-	-
C310	Manufacture of furniture	-	-	-	-
C329	Other manufacturing, n.e.c.	140	-	-	-
C331	Repair of fabricated metal products, machinery and equipment	410	-	-	-
VI – Western Visayas		487,043	3,387	905	3,545
C101	Processing and preserving of meat	1,770	-	-	10
C102	Processing and preserving of fish, crustaceans and mollusks	1,713	-	-	-
C103	Processing and preserving of fruits and vegetables	S	S	S	S
C104	Manufacture of vegetable and animal oils and fats	180	-	-	-
C105	Manufacture of dairy products	119	-	-	-
C106	Manufacture of grain mill products, starches and starch products	770	-	-	-

Table 5.6 Number of Establishments and Cost by Type for Manufacturing Establishments by Region and Industry Group:
Philippines, 2018

(Values are in thousand Php. Except Number of Establishment. Details may not add-up to total due to rounding and/or statistical disclosure control.)

Continued

2009 PSIC Code	Region / Industry Description	Cost			
		Others taxes and licenses	Royalty Fee	Franchise Fee	Research and Development Expense
		(13)	(14)	(15)	(16)
C107	Manufacture of other food products	278,544	3,204	-	1,349
C108	Manufacture of prepared animal feeds	27,216	-	-	80
C110	Manufacture of beverages	85,786	178	905	1,791
C131	Spinning, weaving and finishing of textiles	1	-	-	-
C139	Manufacture of other textiles	-	-	-	-
C141	Manufacture of wearing apparel, except fur apparel	267	-	-	-
C142	Custom tailoring and dressmaking	309	-	-	-
C161	Sawmilling and 1041lanning of wood	75	-	-	-
C162	Manufacture of products of wood, cork, straw and plaiting materials	245	-	-	-
C181	Printing and service activities related to printing	780	-	-	-
C192	Manufacture of refined petroleum products	S	S	S	S
C201	Manufacture of basic chemicals	80,234	-	-	-
C202	Manufacture of other chemical products, n.e.c.	S	S	S	S
C210	Manufacture of pharmaceuticals, medicinal chemical and botanical products	626	-	-	-
C221	Manufacture of rubber products	33	-	-	-
C222	Manufacture of plastics products	308	-	-	-
C231	Manufacture of glass and glass products	39	-	-	-
C239	Manufacture of non-metallic mineral products, n.e.c.	4,719	-	-	-
C241	Manufacture of basic iron and steel	1,292	-	-	-
C243	Casting of metals	-	-	-	-
C251	Manufacture of structural metal products, tanks, reservoirs and steam generators	-	-	-	-
C259	Manufacture of other fabricated metal products; metal working service activities	454	-	-	150
C265	Manufacture of measuring, testing, navigating and control equipment; watches and clocks	S	S	S	S
C267	Manufacture of optical instruments and photographic equipment	S	S	S	S
C282	Manufacture of special purpose machinery	8	-	-	158
C293	Manufacture of parts and accessories for motor vehicles	-	5	-	-
C310	Manufacture of furniture	1,161	-	-	-
C321	Manufacture of jewelry, bijouterie and related articles	-	-	-	-
C329	Other manufacturing, n.e.c.	28	-	-	-

Table 5.6 Number of Establishments and Cost by Type for Manufacturing Establishments by Region and Industry Group:
Philippines, 2018

(Values are in thousand PhP. Except Number of Establishment. Details may not add-up to total due to rounding and/or statistical disclosure control.)

Continued

2009 PSIC Code	Region / Industry Description	Cost			
		Others taxes and licenses	Royalty Fee	Franchise Fee	Research and Development Expense
		(13)	(14)	(15)	(16)
C331	Repair of fabricated metal products, machinery and equipment	159	-	-	-
VII – Central Visayas		2,277,593	762,133	3,744	107,754
C101	Processing and preserving of meat	33,631	-	744	1,127
C102	Processing and preserving of fish, crustaceans and mollusks	10,628	24	-	150
C103	Processing and preserving of fruits and vegetables	11,377	-	-	4,190
C104	Manufacture of vegetable and animal oils and fats	56,277	-	-	158
C105	Manufacture of dairy products	736	-	-	-
C106	Manufacture of grain mill products, starches and starch products	8,931	-	-	-
C107	Manufacture of other food products	43,153	21,726	2,228	956
C108	Manufacture of prepared animal feeds	40,085	-	-	-
C110	Manufacture of beverages	74,539	48	-	3,552
C131	Spinning, weaving and finishing of textiles	10	-	-	-
C139	Manufacture of other textiles	729	-	-	8
C141	Manufacture of wearing apparel, except fur apparel	812	-	-	539
C142	Custom tailoring and dressmaking	55	-	-	-
C151	Tanning and dressing of leather; manufacture of luggage and handbags	S	S	S	S
C152	Manufacture of footwear	799	-	-	-
C161	Sawmilling and planing of wood	71	-	-	-
C162	Manufacture of products of wood, cork, straw and plaiting materials	5,570	-	-	808
C170	Manufacture of paper and paper products	7,275	-	-	-
C181	Printing and service activities related to printing	1,369	259	761	-
C201	Manufacture of basic chemicals	21,257	-	-	-
C202	Manufacture of other chemical products, n.e.c.	2,246	300	-	-
C210	Manufacture of pharmaceuticals, medicinal chemical and botanical products	16,508	-	-	-
C221	Manufacture of rubber products	6,827	2,054	-	-
C222	Manufacture of plastics products	2,930	252	-	-
C231	Manufacture of glass and glass products	4,097	-	-	-
C239	Manufacture of non-metallic mineral products, n.e.c.	1,832,617	-	-	6,898
C241	Manufacture of basic iron and steel	19,312	-	-	65

Table 5.6 Number of Establishments and Cost by Type for Manufacturing Establishments by Region and Industry Group:
Philippines, 2018

(Values are in thousand PhP. Except Number of Establishment. Details may not add-up to total due to rounding and/or statistical disclosure control.)

Continued

2009 PSIC Code	Region / Industry Description	Cost			
		Others taxes and licenses	Royalty Fee	Franchise Fee	Research and Development Expense
		(13)	(14)	(15)	(16)
C242	Manufacture of basic precious and other non-ferrous metals	S	S	S	S
C243	Casting of metals	379	-	-	-
C251	Manufacture of structural metal products, tanks, reservoirs and steam generators	1,683	-	-	-
C252	Manufacture of weapons and ammunition	S	S	S	S
C259	Manufacture of other fabricated metal products; metal working service activities	9,907	41,537	12	-
C261	Manufacture of electronic components	629	-	-	-
C262	Manufacture of computers and peripheral equipment and accessories	S	S	S	S
C263	Manufacture of communication equipment	S	S	S	S
C264	Manufacture of consumer electronics	667	61,624	-	1,426
C265	Manufacture of measuring, testing, navigating and control equipment; watches and clocks	226	-	-	355
C267	Manufacture of optical instruments and photographic equipment	6,309	5,931	-	-
C271	Manufacture of electric motors, generators, transformers and electricity distribution and control apparatus	264	-	-	-
C273	Manufacture of wiring and wiring devices	S	S	S	S
C274	Manufacture of electric lighting equipment	142	-	-	-
C275	Manufacture of domestic appliances	S	S	S	S
C279	Manufacture of other electrical equipment	S	S	S	S
C281	Manufacture of general purpose machinery	379	-	-	-
C282	Manufacture of special purpose machinery	7	-	-	-
C291	Manufacture of motor vehicles	3,601	-	-	-
C293	Manufacture of parts and accessories for motor vehicles	11,306	146,090	-	3,518
C301	Building of ships and boats	6,224	-	-	-
C309	Manufacture of transport equipment, n.e.c.	719	108,973	-	-
C310	Manufacture of furniture	18,621	521	-	9,725
C321	Manufacture of jewelry, bijouterie and related articles	1,627	120	-	1,274
C322	Manufacture of musical instruments	S	S	S	S
C323	Manufacture of sports goods	S	S	S	S

Table 5.6 Number of Establishments and Cost by Type for Manufacturing Establishments by Region and Industry Group:
Philippines, 2018

(Values are in thousand PhP. Except Number of Establishment. Details may not add-up to total due to rounding and/or statistical disclosure control.)

Continued

2009 PSIC Code	Region / Industry Description	Cost			
		Others taxes and licenses	Royalty Fee	Franchise Fee	Research and Development Expense
		(13)	(14)	(15)	(16)
C324	Manufacture of games and toys	S	S	S	S
C325	Manufacture of medical and dental instruments and supplies	2,372	68,017	-	-
C329	Other manufacturing, n.e.c.	2,538	-	-	101
C331	Repair of fabricated metal products, machinery and equipment	3,178	-	-	62
VIII – Eastern Visayas		76,611	-	3,478	9
C101	Processing and preserving of meat	S	S	S	S
C102	Processing and preserving of fish, crustaceans and mollusks	-	-	-	-
C103	Processing and preserving of fruits and vegetables	7	-	-	-
C104	Manufacture of vegetable and animal oils and fats	7,604	-	-	-
C105	Manufacture of dairy products	S	S	S	S
C106	Manufacture of grain mill products, starches and starch products	269	-	-	-
C107	Manufacture of other food products	27,237	-	1,000	-
C110	Manufacture of beverages	13,155	-	2,478	-
C131	Spinning, weaving and finishing of textiles	26	-	-	-
C139	Manufacture of other textiles	S	S	S	S
C141	Manufacture of wearing apparel, except fur apparel	-	-	-	-
C142	Custom tailoring and dressmaking	309	-	-	-
C162	Manufacture of products of wood, cork, straw and plaiting materials	-	-	-	-
C170	Manufacture of paper and paper products	5,295	-	-	-
C181	Printing and service activities related to printing	1,194	-	-	-
C201	Manufacture of basic chemicals	3,176	-	-	-
C210	Manufacture of pharmaceuticals, medicinal chemical and botanical products	S	S	S	S
C222	Manufacture of plastics products	141	-	-	-
C231	Manufacture of glass and glass products	166	-	-	-
C239	Manufacture of non-metallic mineral products, n.e.c.	-	-	-	-
C241	Manufacture of basic iron and steel	-	-	-	-
C242	Manufacture of basic precious and other non-ferrous metals	S	S	S	S
C243	Casting of metals	S	S	S	S
C251	Manufacture of structural metal products, tanks, reservoirs and steam generators	-	-	-	-

Table 5.6 Number of Establishments and Cost by Type for Manufacturing Establishments by Region and Industry Group: Philippines, 2018

(Values are in thousand Php. Except Number of Establishment. Details may not add-up to total due to rounding and/or statistical disclosure control.)

Continued

2009 PSIC Code	Region / Industry Description	Cost			
		Others taxes and licenses	Royalty Fee	Franchise Fee	Research and Development Expense
		(13)	(14)	(15)	(16)
C259	Manufacture of other fabricated metal products; metal working service activities	-	-	-	-
C273	Manufacture of wiring and wiring devices	S	S	S	S
C282	Manufacture of special purpose machinery	S	S	S	S
C310	Manufacture of furniture	392	-	-	-
C321	Manufacture of jewelry, bijouterie and related articles	-	-	-	-
C329	Other manufacturing, n.e.c.	249	-	-	-
C331	Repair of fabricated metal products, machinery and equipment	543	-	-	-
	IX – Zamboanga Peninsula	113,733	170,920	12,374	121
C101	Processing and preserving of meat	20,812	-	-	-
C102	Processing and preserving of fish, crustaceans and mollusks	34,770	168,364	-	75
C104	Manufacture of vegetable and animal oils and fats	38,146	-	-	-
C105	Manufacture of dairy products	-	-	-	-
C106	Manufacture of grain mill products, starches and starch products	1,491	-	-	-
C107	Manufacture of other food products	6,716	-	12,374	-
C108	Manufacture of prepared animal feeds	S	S	S	S
C110	Manufacture of beverages	44	2,556	-	-
C139	Manufacture of other textiles	S	S	S	S
C142	Custom tailoring and dressmaking	6	-	-	-
C161	Sawmilling and planing of wood	-	-	-	-
C162	Manufacture of products of wood, cork, straw and plaiting materials	S	S	S	S
C181	Printing and service activities related to printing	-	-	-	-
C221	Manufacture of rubber products	210	-	-	-
C222	Manufacture of plastics products	597	-	-	-
C231	Manufacture of glass and glass products	7	-	-	-
C239	Manufacture of non-metallic mineral products, n.e.c.	-	-	-	-
C241	Manufacture of basic iron and steel	45	-	-	-
C251	Manufacture of structural metal products, tanks, reservoirs and steam generators	242	-	-	-
C259	Manufacture of other fabricated metal products; metal working service activities	9,093	-	-	-
C310	Manufacture of furniture	53	-	-	-

Table 5.6 Number of Establishments and Cost by Type for Manufacturing Establishments by Region and Industry Group:
Philippines, 2018

(Values are in thousand PhP. Except Number of Establishment. Details may not add-up to total due to rounding and/or statistical disclosure control.)

Continued

2009 PSIC Code	Region / Industry Description	Cost			
		Others taxes and licenses	Royalty Fee	Franchise Fee	Research and Development Expense
		(13)	(14)	(15)	(16)
C321	Manufacture of jewelry, bijouterie and related articles	S	S	S	S
C329	Other manufacturing, n.e.c.	-	-	-	-
C331	Repair of fabricated metal products, machinery and equipment	60	-	-	45
X – Northern Mindanao		820,408	511,380	2,372	239,015
C101	Processing and preserving of meat	3,614	-	-	-
C102	Processing and preserving of fish, crustaceans and mollusks	S	S	S	S
C103	Processing and preserving of fruits and vegetables	15,973	464,383	-	235,693
C104	Manufacture of vegetable and animal oils and fats	84,679	-	-	-
C105	Manufacture of dairy products	41	-	-	-
C106	Manufacture of grain mill products, starches and starch products	37,415	16,252	1,006	56
C107	Manufacture of other food products	6,394	18,899	1,366	480
C108	Manufacture of prepared animal feeds	611,091	-	-	-
C110	Manufacture of beverages	9,129	-	-	-
C131	Spinning, weaving and finishing of textiles	-	-	-	-
C139	Manufacture of other textiles	-	-	-	-
C141	Manufacture of wearing apparel, except fur apparel	968	-	-	-
C142	Custom tailoring and dressmaking	676	58	-	-
C152	Manufacture of footwear	1,764	-	-	-
C161	Sawmilling and planing of wood	264	-	-	-
C162	Manufacture of products of wood, cork, straw and plaiting materials	2,088	-	-	-
C170	Manufacture of paper and paper products	4,364	40	-	130
C181	Printing and service activities related to printing	1,502	-	-	-
C192	Manufacture of refined petroleum products	-	-	-	-
C201	Manufacture of basic chemicals	14,227	1,474	-	2,008
C202	Manufacture of other chemical products, n.e.c.	6,152	9,941	-	-
C210	Manufacture of pharmaceuticals, medicinal chemical and botanical products	S	S	S	S
C221	Manufacture of rubber products	S	S	S	S
C222	Manufacture of plastics products	2,562	-	-	-
C231	Manufacture of glass and glass products	-	50	-	-
C239	Manufacture of non-metallic mineral products, n.e.c.	6,786	-	-	-

Table 5.6 Number of Establishments and Cost by Type for Manufacturing Establishments by Region and Industry Group: Philippines, 2018

(Values are in thousand Php. Except Number of Establishment. Details may not add-up to total due to rounding and/or statistical disclosure control.)

Continued

2009 PSIC Code	Region / Industry Description	Cost			
		Others taxes and licenses	Royalty Fee	Franchise Fee	Research and Development Expense
		(13)	(14)	(15)	(16)
C241	Manufacture of basic iron and steel	7,226	-	-	-
C243	Casting of metals	-	-	-	-
C251	Manufacture of structural metal products, tanks, reservoirs and steam generators	1,001	-	-	-
C259	Manufacture of other fabricated metal products; metal working service activities	9	-	-	153
C264	Manufacture of consumer electronics	S	S	S	S
C271	Manufacture of electric motors, generators, transformers and electricity distribution and control apparatus	S	S	S	S
C281	Manufacture of general purpose machinery	S	S	S	S
C282	Manufacture of special purpose machinery	S	S	S	S
C291	Manufacture of motor vehicles	-	-	-	-
C293	Manufacture of parts and accessories for motor vehicles	1	-	-	-
C310	Manufacture of furniture	794	-	-	-
C321	Manufacture of jewelry, bijouterie and related articles	S	S	S	S
C324	Manufacture of games and toys	S	S	S	S
C329	Other manufacturing, n.e.c.	S	S	S	S
C331	Repair of fabricated metal products, machinery and equipment	747	-	-	496
	XI – Davao Region	460,411	312,754	200	10,241
C101	Processing and preserving of meat	1,747	-	-	-
C102	Processing and preserving of fish, crustaceans and mollusks	-	-	-	-
C103	Processing and preserving of fruits and vegetables	1,012	-	-	2,369
C104	Manufacture of vegetable and animal oils and fats	95,866	39	-	70
C105	Manufacture of dairy products	-	-	-	-
C106	Manufacture of grain mill products, starches and starch products	4,356	-	-	-
C107	Manufacture of other food products	82,538	35,687	-	3,544
C108	Manufacture of prepared animal feeds	81,777	-	-	1,847
C110	Manufacture of beverages	43,634	-	-	1,326
C120	Manufacture of tobacco products	S	S	S	S
C139	Manufacture of other textiles	266	761	200	8
C141	Manufacture of wearing apparel, except fur apparel	206	-	-	-
C142	Custom tailoring and dressmaking	458	-	-	-
C152	Manufacture of footwear	307	-	-	-

Table 5.6 Number of Establishments and Cost by Type for Manufacturing Establishments by Region and Industry Group:
Philippines, 2018

(Values are in thousand PhP. Except Number of Establishment. Details may not add-up to total due to rounding and/or statistical disclosure control.)

Continued

2009 PSIC Code	Region / Industry Description	Cost			
		Others taxes and licenses	Royalty Fee	Franchise Fee	Research and Development Expense
		(13)	(14)	(15)	(16)
C161	Sawmilling and planing of wood	-	-	-	312
C162	Manufacture of products of wood, cork, straw and plaiting materials	6,505	-	-	-
C170	Manufacture of paper and paper products	13,386	-	-	563
C181	Printing and service activities related to printing	10,525	-	-	-
C192	Manufacture of refined petroleum products	S	S	S	S
C201	Manufacture of basic chemicals	270	-	-	-
C202	Manufacture of other chemical products, n.e.c.	28,660	276,268	-	97
C210	Manufacture of pharmaceuticals, medicinal chemical and botanical products	456	-	-	-
C221	Manufacture of rubber products	256	-	-	-
C222	Manufacture of plastics products	37,056	-	-	105
C231	Manufacture of glass and glass products	176	-	-	-
C239	Manufacture of non-metallic mineral products, n.e.c.	35,979	-	-	-
C241	Manufacture of basic iron and steel	1,373	-	-	-
C242	Manufacture of basic precious and other non-ferrous metals	145	-	-	-
C243	Casting of metals	S	S	S	S
C251	Manufacture of structural metal products, tanks, reservoirs and steam generators	4,288	-	-	-
C252	Manufacture of weapons and ammunition	S	S	S	S
C259	Manufacture of other fabricated metal products; metal working service activities	2,034	-	-	-
C265	Manufacture of measuring, testing, navigating and control equipment; watches and clocks	S	S	S	S
C271	Manufacture of electric motors, generators, transformers and electricity distribution and control apparatus	S	S	S	S
C275	Manufacture of domestic appliances	15	-	-	-
C281	Manufacture of general purpose machinery	7	-	-	-
C282	Manufacture of special purpose machinery	150	-	-	-
C291	Manufacture of motor vehicles	S	S	S	S
C293	Manufacture of parts and accessories for motor vehicles	36	-	-	-
C301	Building of ships and boats	S	S	S	S
C310	Manufacture of furniture	1,421	-	-	-

Table 5.6 Number of Establishments and Cost by Type for Manufacturing Establishments by Region and Industry Group: Philippines, 2018

(Values are in thousand PhP. Except Number of Establishment. Details may not add-up to total due to rounding and/or statistical disclosure control.)

Continued

2009 PSIC Code	Region / Industry Description	Cost			
		Others taxes and licenses	Royalty Fee	Franchise Fee	Research and Development Expense
		(13)	(14)	(15)	(16)
C321	Manufacture of jewelry, bijouterie and related articles	1,149	-	-	-
C329	Other manufacturing, n.e.c.	826	-	-	-
C331	Repair of fabricated metal products, machinery and equipment	3,060	-	-	-
XII – SOCCSKSARGEN		141,815	20,227	-	7,228
C101	Processing and preserving of meat	2,350	-	-	-
C102	Processing and preserving of fish, crustaceans and mollusks	55,256	-	-	6,846
C103	Processing and preserving of fruits and vegetables	S	S	S	S
C104	Manufacture of vegetable and animal oils and fats	26,244	19,978	-	-
C105	Manufacture of dairy products	-	-	-	-
C106	Manufacture of grain mill products, starches and starch products	2,938	236	-	-
C107	Manufacture of other food products	12,709	-	-	329
C108	Manufacture of prepared animal feeds	3,787	-	-	-
C110	Manufacture of beverages	261	-	-	-
C131	Spinning, weaving and finishing of textiles	21	-	-	-
C139	Manufacture of other textiles	-	-	-	-
C141	Manufacture of wearing apparel, except fur apparel	-	-	-	-
C142	Custom tailoring and dressmaking	-	-	-	-
C161	Sawmilling and planing of wood	49	-	-	-
C162	Manufacture of products of wood, cork, straw and plaiting materials	-	-	-	-
C170	Manufacture of paper and paper products	-	-	-	-
C181	Printing and service activities related to printing	4,699	-	-	-
C192	Manufacture of refined petroleum products	S	S	S	S
C201	Manufacture of basic chemicals	1,226	-	-	-
C202	Manufacture of other chemical products, n.e.c.	S	S	S	S
C221	Manufacture of rubber products	S	S	S	S
C222	Manufacture of plastics products	S	S	S	S
C231	Manufacture of glass and glass products	S	S	S	S
C239	Manufacture of non-metallic mineral products, n.e.c.	12	-	-	-
C241	Manufacture of basic iron and steel	306	-	-	-
C243	Casting of metals	S	S	S	S
C251	Manufacture of structural metal products, tanks, reservoirs and steam generators	142	-	-	-

Table 5.6 Number of Establishments and Cost by Type for Manufacturing Establishments by Region and Industry Group:
Philippines, 2018

(Values are in thousand PhP. Except Number of Establishment. Details may not add-up to total due to rounding and/or statistical disclosure control.)

Continued

2009 PSIC Code	Region / Industry Description	Cost			
		Others taxes and licenses	Royalty Fee	Franchise Fee	Research and Development Expense
		(13)	(14)	(15)	(16)
C259	Manufacture of other fabricated metal products; metal working service activities	10,752	-	-	-
C301	Building of ships and boats	S	S	S	S
C310	Manufacture of furniture	1,197	-	-	53
C323	Manufacture of sports goods	S	S	S	S
C331	Repair of fabricated metal products, machinery and equipment	19,101	-	-	-
	XIII – Caraga	141,268	924	11	654
C101	Processing and preserving of meat	-	-	-	-
C102	Processing and preserving of fish, crustaceans and mollusks	S	S	S	S
C103	Processing and preserving of fruits and vegetables	S	S	S	S
C104	Manufacture of vegetable and animal oils and fats	22,460	-	-	-
C106	Manufacture of grain mill products, starches and starch products	440	-	-	-
C107	Manufacture of other food products	5,281	924	11	-
C108	Manufacture of prepared animal feeds	-	-	-	-
C110	Manufacture of beverages	-	-	-	-
C139	Manufacture of other textiles	-	-	-	-
C141	Manufacture of wearing apparel, except fur apparel	-	-	-	-
C142	Custom tailoring and dressmaking	-	-	-	-
C161	Sawmilling and planing of wood	95	-	-	40
C162	Manufacture of products of wood, cork, straw and plaiting materials	2,764	-	-	-
C181	Printing and service activities related to printing	206	-	-	-
C201	Manufacture of basic chemicals	S	S	S	S
C202	Manufacture of other chemical products, n.e.c.	11	-	-	4
C231	Manufacture of glass and glass products	S	S	S	S
C239	Manufacture of non-metallic mineral products, n.e.c.	1,229	-	-	-
C241	Manufacture of basic iron and steel	-	-	-	-
C242	Manufacture of basic precious and other non-ferrous metals	S	S	S	S
C259	Manufacture of other fabricated metal products; metal working service activities	519	-	-	-
C275	Manufacture of domestic appliances	-	-	-	-
C301	Building of ships and boats	S	S	S	S
C309	Manufacture of transport equipment, n.e.c.	-	-	-	-

Table 5.6 Number of Establishments and Cost by Type for Manufacturing Establishments by Region and Industry Group:
Philippines, 2018

(Values are in thousand PhP. Except Number of Establishment. Details may not add-up to total due to rounding and/or statistical disclosure control.)

Continued

2009 PSIC Code	Region / Industry Description	Cost			
		Others taxes and licenses	Royalty Fee	Franchise Fee	Research and Development Expense
		(13)	(14)	(15)	(16)
C310	Manufacture of furniture	1,781	-	-	-
C321	Manufacture of jewelry, bijouterie and related articles	17	-	-	-
C324	Manufacture of games and toys	-	-	-	-
C329	Other manufacturing, n.e.c.	72	-	-	-
C331	Repair of fabricated metal products, machinery and equipment	692	-	-	-
	Autonomous Region in Muslim Mindanao	32,921	-	-	743
C104	Manufacture of vegetable and animal oils and fats	S	S	S	S
C106	Manufacture of grain mill products, starches and starch products	22,453	-	-	-
C107	Manufacture of other food products	424	-	-	-
C108	Manufacture of prepared animal feeds	-	-	-	-
C110	Manufacture of beverages	-	-	-	743
C142	Custom tailoring and dressmaking	-	-	-	-
C181	Printing and service activities related to printing	-	-	-	-
C221	Manufacture of rubber products	S	S	S	S
C239	Manufacture of non-metallic mineral products, n.e.c.	-	-	-	-
C251	Manufacture of structural metal products, tanks, reservoirs and steam generators	-	-	-	-
C310	Manufacture of furniture	-	-	-	-

Table 5.6 Number of Establishments and Cost by Type for Manufacturing Establishments by Region and Industry Group:
Philippines, 2018

(Values are in thousand PhP. Except Number of Establishment. Details may not add-up to total due to rounding and/or statistical disclosure control.)

Continued

2009 PSIC Code	Region / Industry Description	Cost				
		Environmental Protection Expense	Depreciation Expense for Fixed Assets	Amortization Expense for Intangible Assets	Foreign Exchange Losses	Charitable Donations and Grants
		(17)	(18)	(19)	(20)	(21)
	Philippines	1,884,513	159,339,264	15,188,061	17,330,061	1,307,390
C101	Processing and preserving of meat	559,536	1,838,061	68,690	6,860	14,374
C102	Processing and preserving of fish, crustaceans and mollusks	1,654	1,773,829	32,908	66,526	4,335
C103	Processing and preserving of fruits and vegetables	547	1,006,899	68,886	450	48,421
C104	Manufacture of vegetable and animal oils and fats	1,591	2,141,015	30,134	441,263	6,093
C105	Manufacture of dairy products	1,127	1,811,808	4,266,594	4,821	15,749
C106	Manufacture of grain mill products, starches and starch products	1,037	2,297,452	22,281	5,132	40,093
C107	Manufacture of other food products	18,742	10,378,928	233,645	26,208	234,793
C108	Manufacture of prepared animal feeds	1,409	2,416,075	60,596	11,519	44,445
C110	Manufacture of beverages	5,439	12,707,929	5,388,536	31,934	309,542
C120	Manufacture of tobacco products	1,288	1,203,469	185,714	81,351	80,749
C131	Spinning, weaving and finishing of textiles	1,791	332,210	1,315	2,053	84
C139	Manufacture of other textiles	389	311,119	1,654	70,562	1,515
C141	Manufacture of wearing apparel, except fur apparel	1,007	804,264	58,153	175,841	31,553
C142	Custom tailoring and dressmaking	74	42,180	-	-	929
C143	Manufacture of knitted and crocheted apparel	-	96,610	62	18,238	1,477
C151	Tanning and dressing of leather; manufacture of luggage and handbags	20	352,475	4,647	263,215	1,430
C152	Manufacture of footwear	2,312	219,774	3,350	20,807	507
C161	Sawmilling and planing of wood	220	38,769	1,886	227	12
C162	Manufacture of products of wood, cork, straw and plaiting materials	6,385	1,003,202	1,923	14,589	4,525
C170	Manufacture of paper and paper products	3,757	1,906,754	47,487	130,975	24,648
C181	Printing and service activities related to printing	281	1,352,790	11,289	7,264	20,184
C182	Reproduction of recorded media	-	30,305	-	-	-
C192	Manufacture of refined petroleum products	62	5,790,742	6,570	176,788	250
C199	Manufacture of other fuel products	-	166,146	2,708	2,371	-
C201	Manufacture of basic chemicals	6,445	3,520,998	79,733	346,077	13,350
C202	Manufacture of other chemical products, n.e.c.	6,953	3,019,441	88,705	758,802	21,982
C203	Manufacture of man-made fibers	S	S	S	S	S
C210	Manufacture of pharmaceuticals, medicinal chemical and botanical products	632,401	2,942,268	578,164	19,694	205,683
C221	Manufacture of rubber products	923	2,256,032	19,302	126,238	1,822
C222	Manufacture of plastics products	11,825	3,630,214	89,769	140,203	16,532
C231	Manufacture of glass and glass products	1,261	1,439,677	3,859	164,388	459

Table 5.6 Number of Establishments and Cost by Type for Manufacturing Establishments by Region and Industry Group:
Philippines, 2018

(Values are in thousand Php. Except Number of Establishment. Details may not add-up to total due to rounding and/or statistical disclosure control.)

Continued

2009 PSIC Code	Region / Industry Description	Cost				
		Environmental Protection Expense	Depreciation Expense for Fixed Assets	Amortization Expense for Intangible Assets	Foreign Exchange Losses	Charitable Donations and Grants
		(17)	(18)	(19)	(20)	(21)
C239	Manufacture of non-metallic mineral products, n.e.c.	49,343	7,349,826	124,138	155,511	33,193
C241	Manufacture of basic iron and steel	687	1,400,755	12,360	266,948	57,735
C242	Manufacture of basic precious and other non-ferrous metals	23,849	8,262,043	629,388	8,236,764	3,295
C243	Casting of metals	119	395,923	11,592	9,560	1,795
C251	Manufacture of structural metal products, tanks, reservoirs and steam generators	457	1,166,731	6,368	23,489	3,306
C252	Manufacture of weapons and ammunition	539	15,770	-	-	59
C259	Manufacture of other fabricated metal products; metal working service activities	4,330	2,421,054	35,632	304,642	9,808
C261	Manufacture of electronic components	486,811	39,699,691	1,980,729	1,304,748	4,086
C262	Manufacture of computers and peripheral equipment and accessories	-	5,767,744	22,211	83,365	328
C263	Manufacture of communication equipment	-	237,419	261	67,230	114
C264	Manufacture of consumer electronics	4,878	1,144,019	15,362	72,938	158
C265	Manufacture of measuring, testing, navigating and control equipment; watches and clocks	-	84,508	2,830	44,658	868
C267	Manufacture of optical instruments and photographic equipment	5,984	596,005	6,224	151,413	190
C271	Manufacture of electric motors, generators, transformers and electricity distribution and control apparatus	3,411	575,821	5,543	147,018	2,816
C272	Manufacture of batteries and accumulators	-	18,042	-	-	-
C273	Manufacture of wiring and wiring devices	53	369,835	4,314	63,001	1,923
C274	Manufacture of electric lighting equipment	39	320,447	295	3,229	914
C275	Manufacture of domestic appliances	-	93,502	147	13,389	1,256
C279	Manufacture of other electrical equipment	816	1,272,753	85,628	17,769	186
C281	Manufacture of general purpose machinery	5,077	1,631,992	54,339	380,046	3,153
C282	Manufacture of special purpose machinery	811	2,143,846	42,367	218,858	2,215
C291	Manufacture of motor vehicles	300	382,496	11,621	148,141	532
C292	Manufacture of bodies (coachwork) for motor vehicles; manufacture of trailers and semi-trailers	514	88,147	1,261	2,521	340
C293	Manufacture of parts and accessories for motor vehicles	8,263	7,322,973	98,553	1,438,507	2,592
C301	Building of ships and boats	9	2,632,263	6	13,358	15,652

Table 5.6 Number of Establishments and Cost by Type for Manufacturing Establishments by Region and Industry Group:
Philippines, 2018

(Values are in thousand PhP. Except Number of Establishment. Details may not add-up to total due to rounding and/or statistical disclosure control.)

Continued

2009 PSIC Code	Region / Industry Description	Cost				
		Environmental Protection Expense	Depreciation Expense for Fixed Assets	Amortization Expense for Intangible Assets	Foreign Exchange Losses	Charitable Donations and Grants
		(17)	(18)	(19)	(20)	(21)
C302	Manufacture of railway locomotive and rolling stock	S	S	S	S	S
C303	Manufacture of air and spacecraft and related machinery	94	978,749	440,509	11,745	2
C309	Manufacture of transport equipment, n.e.c.	12,436	1,194,668	28,981	730,857	1,806
C310	Manufacture of furniture	4,652	533,999	53,105	39,409	1,637
C321	Manufacture of jewelry, bijouterie and related articles	556	67,497	4,260	-	214
C322	Manufacture of musical instruments	-	2,875	1,314	-	-
C323	Manufacture of sports goods	8	70,003	-	6,642	-
C324	Manufacture of games and toys	-	59,530	27,973	4,102	634
C325	Manufacture of medical and dental instruments and supplies	348	2,177,690	98,290	175,471	1,125
C329	Other manufacturing, n.e.c.	148	104,219	1,001	15,656	1,909
C331	Repair of fabricated metal products, machinery and equipment	1,503	1,919,004	22,898	64,620	7,986
C332	Installation of industrial machinery and equipment	-	3,575	-	60	30
	National Capital Region	24,296	20,139,578	3,590,050	656,528	801,112
C101	Processing and preserving of meat	94	405,528	5,423	2,852	2,388
C102	Processing and preserving of fish, crustaceans and mollusks	-	275,350	16,420	-	34
C103	Processing and preserving of fruits and vegetables	15	195,791	4,742	-	47,109
C104	Manufacture of vegetable and animal oils and fats	294	644,145	3,650	156,206	829
C105	Manufacture of dairy products	138	438,167	5,325	4,821	15,675
C106	Manufacture of grain mill products, starches and starch products	-	833,923	434	518	1,927
C107	Manufacture of other food products	10,620	2,454,497	64,861	3,950	42,258
C108	Manufacture of prepared animal feeds	-	286,077	-	-	-
C110	Manufacture of beverages	-	1,466,747	2,656,514	31,000	304,445
C120	Manufacture of tobacco products	1,288	770,310	126,918	29,005	43,727
C131	Spinning, weaving and finishing of textiles	100	41,562	22	-	-
C139	Manufacture of other textiles	-	80,233	394	-	340
C141	Manufacture of wearing apparel, except fur apparel	-	210,135	4,531	5,982	28,247
C142	Custom tailoring and dressmaking	-	15,650	-	-	768
C143	Manufacture of knitted and crocheted apparel	-	24,358	-	242	1,384
C151	Tanning and dressing of leather; manufacture of luggage and handbags	-	12,418	-	-	67
C152	Manufacture of footwear	-	31,454	196	-	288

Table 5.6 Number of Establishments and Cost by Type for Manufacturing Establishments by Region and Industry Group:
Philippines, 2018

(Values are in thousand Php. Except Number of Establishment. Details may not add-up to total due to rounding and/or statistical disclosure control.)

Continued

2009 PSIC Code	Region / Industry Description	Cost				
		Environmental Protection Expense	Depreciation Expense for Fixed Assets	Amortization Expense for Intangible Assets	Foreign Exchange Losses	Charitable Donations and Grants
		(17)	(18)	(19)	(20)	(21)
C161	Sawmilling and planing of wood	-	6,056	-	-	-
C162	Manufacture of products of wood, cork, straw and plaiting materials	-	8,382	-	19	36
C170	Manufacture of paper and paper products	551	787,073	15,931	3,591	11,594
C181	Printing and service activities related to printing	14	763,867	7,551	4,140	15,726
C192	Manufacture of refined petroleum products	-	3,103	-	-	-
C199	Manufacture of other fuel products	S	S	S	S	S
C201	Manufacture of basic chemicals	-	252,047	72,350	2,183	9,133
C202	Manufacture of other chemical products, n.e.c.	4,213	1,177,905	70,879	138,316	13,214
C203	Manufacture of man-made fibers	S	S	S	S	S
C210	Manufacture of pharmaceuticals, medicinal chemical and botanical products	-	1,318,344	442,251	13,695	193,744
C221	Manufacture of rubber products	-	135,645	297	233	66
C222	Manufacture of plastics products	5,531	1,271,073	10,820	1,555	4,594
C231	Manufacture of glass and glass products	-	228,128	86	11,010	377
C239	Manufacture of non-metallic mineral products, n.e.c.	65	265,840	22,091	1,488	6,598
C241	Manufacture of basic iron and steel	20	280,128	267	24,227	38,435
C242	Manufacture of basic precious and other non-ferrous metals	-	57,185	-	2,387	556
C243	Casting of metals	-	28,846	10,235	-	1,299
C251	Manufacture of structural metal products, tanks, reservoirs and steam generators	59	501,510	498	15,280	1,943
C252	Manufacture of weapons and ammunition	-	14,647	-	-	43
C259	Manufacture of other fabricated metal products; metal working service activities	250	463,836	8,510	6,980	6,507
C261	Manufacture of electronic components	749	2,511,552	-	19,603	460
C262	Manufacture of computers and peripheral equipment and accessories	S	S	S	S	S
C264	Manufacture of consumer electronics	-	28,145	470	721	-
C265	Manufacture of measuring, testing, navigating and control equipment; watches and clocks	-	6,791	-	-	101
C267	Manufacture of optical instruments and photographic equipment	S	S	S	S	S
C271	Manufacture of electric motors, generators, transformers and electricity distribution and control apparatus	-	14,345	-	10	373
C272	Manufacture of batteries and accumulators	S	S	S	S	S

Table 5.6 Number of Establishments and Cost by Type for Manufacturing Establishments by Region and Industry Group:
Philippines, 2018

(Values are in thousand PhP. Except Number of Establishment. Details may not add-up to total due to rounding and/or statistical disclosure control.)

Continued

2009 PSIC Code	Region / Industry Description	Cost				
		Environmental Protection Expense	Depreciation Expense for Fixed Assets	Amortization Expense for Intangible Assets	Foreign Exchange Losses	Charitable Donations and Grants
		(17)	(18)	(19)	(20)	(21)
C273	Manufacture of wiring and wiring devices	-	39,272	376	-	867
C274	Manufacture of electric lighting equipment	-	10,271	289	-	160
C275	Manufacture of domestic appliances	-	54,873	147	13,141	1,032
C279	Manufacture of other electrical equipment	128	3,025	-	-	3
C281	Manufacture of general purpose machinery	-	139,211	2,838	29,557	579
C282	Manufacture of special purpose machinery	-	26,060	75	1,254	136
C291	Manufacture of motor vehicles	-	4,251	-	-	121
C292	Manufacture of bodies (coachwork) for motor vehicles; manufacture of trailers and semi-trailers	-	30,767	570	567	18
C293	Manufacture of parts and accessories for motor vehicles	-	422,783	5,387	39,446	-
C301	Building of ships and boats	9	3,470	-	-	220
C303	Manufacture of air and spacecraft and related machinery	S	S	S	S	S
C309	Manufacture of transport equipment, n.e.c.	-	112,689	2,167	73,825	-
C310	Manufacture of furniture	-	265,681	15,541	-	386
C321	Manufacture of jewelry, bijouterie and related articles	-	2,647	-	-	-
C322	Manufacture of musical instruments	S	S	S	S	S
C323	Manufacture of sports goods	-	13,152	-	-	-
C324	Manufacture of games and toys	-	2,895	-	-	-
C325	Manufacture of medical and dental instruments and supplies	-	27,912	293	656	506
C329	Other manufacturing, n.e.c.	45	30,340	-	2,012	315
C331	Repair of fabricated metal products, machinery and equipment	113	626,610	10,466	13,579	2,454
C332	Installation of industrial machinery and equipment	-	677	-	-	30
Cordillera Administrative Region		5,042	2,370,695	2,833	2,971	3,529
C101	Processing and preserving of meat	-	9,255	-	-	-
C102	Processing and preserving of fish, crustaceans and mollusks	-	1,893	-	-	-
C103	Processing and preserving of fruits and vegetables	-	18,832	-	-	-
C105	Manufacture of dairy products	S	S	S	S	S
C106	Manufacture of grain mill products, starches and starch products	-	2,445	-	-	-
C107	Manufacture of other food products	-	16,185	160	-	240
C110	Manufacture of beverages	80	30,018	2,597	-	-

Table 5.6 Number of Establishments and Cost by Type for Manufacturing Establishments by Region and Industry Group:
Philippines, 2018*(Values are in thousand Php. Except Number of Establishment. Details may not add-up to total due to rounding and/or statistical disclosure control.)**Continued*

2009 PSIC Code	Region / Industry Description	Cost				
		Environmental Protection Expense	Depreciation Expense for Fixed Assets	Amortization Expense for Intangible Assets	Foreign Exchange Losses	Charitable Donations and Grants
		(17)	(18)	(19)	(20)	(21)
C131	Spinning, weaving and finishing of textiles	-	906	-	-	-
C139	Manufacture of other textiles	-	996	-	-	-
C141	Manufacture of wearing apparel, except fur apparel	S	S	S	S	S
C142	Custom tailoring and dressmaking	-	2,562	-	-	10
C162	Manufacture of products of wood, cork, straw and plaiting materials	-	363	-	-	-
C181	Printing and service activities related to printing	-	7,245	-	-	46
C201	Manufacture of basic chemicals	-	351	-	-	-
C221	Manufacture of rubber products	-	69	-	-	-
C222	Manufacture of plastics products	S	S	S	S	S
C231	Manufacture of glass and glass products	S	S	S	S	S
C239	Manufacture of non-metallic mineral products, n.e.c.	4,858	11,571	-	-	3,223
C241	Manufacture of basic iron and steel	-	702	-	-	-
C251	Manufacture of structural metal products, tanks, reservoirs and steam generators	-	1,584	-	-	-
C259	Manufacture of other fabricated metal products; metal working service activities	-	907	-	-	-
C261	Manufacture of electronic components	S	S	S	S	S
C303	Manufacture of air and spacecraft and related machinery	S	S	S	S	S
C310	Manufacture of furniture	10	4,535	30	-	10
C321	Manufacture of jewelry, bijouterie and related articles	S	S	S	S	S
	I – Ilocos Region	346	1,152,619	22,639	-	5,777
C101	Processing and preserving of meat	3	28,316	-	-	180
C102	Processing and preserving of fish, crustaceans and mollusks	-	14,514	-	-	-
C103	Processing and preserving of fruits and vegetables	-	4,138	-	-	30
C105	Manufacture of dairy products	S	S	S	S	S
C106	Manufacture of grain mill products, starches and starch products	-	19,109	-	-	171
C107	Manufacture of other food products	252	44,892	1,928	-	518
C108	Manufacture of prepared animal feeds	-	6,797	-	-	50
C110	Manufacture of beverages	-	98,408	-	-	-
C120	Manufacture of tobacco products	S	S	S	S	S
C131	Spinning, weaving and finishing of textiles	-	91	-	-	3
C141	Manufacture of wearing apparel, except fur apparel	-	80	-	-	-

Table 5.6 Number of Establishments and Cost by Type for Manufacturing Establishments by Region and Industry Group:
Philippines, 2018

(Values are in thousand PhP. Except Number of Establishment. Details may not add-up to total due to rounding and/or statistical disclosure control.)

Continued

2009 PSIC Code	Region / Industry Description	Cost				
		Environmental Protection Expense	Depreciation Expense for Fixed Assets	Amortization Expense for Intangible Assets	Foreign Exchange Losses	Charitable Donations and Grants
		(17)	(18)	(19)	(20)	(21)
C142	Custom tailoring and dressmaking	-	1,006	-	-	-
C152	Manufacture of footwear	-	14	-	-	-
C162	Manufacture of products of wood, cork, straw and plaiting materials	-	194	-	-	-
C170	Manufacture of paper and paper products	-	54,325	3,914	-	4,231
C181	Printing and service activities related to printing	-	9,421	-	-	67
C201	Manufacture of basic chemicals	61	28,165	-	-	443
C210	Manufacture of pharmaceuticals, medicinal chemical and botanical products	S	S	S	S	S
C221	Manufacture of rubber products	-	-	-	-	-
C231	Manufacture of glass and glass products	-	30	-	-	-
C239	Manufacture of non-metallic mineral products, n.e.c.	-	818,809	16,798	-	-
C241	Manufacture of basic iron and steel	-	9,558	-	-	27
C251	Manufacture of structural metal products, tanks, reservoirs and steam generators	-	4,085	-	-	26
C259	Manufacture of other fabricated metal products; metal working service activities	-	529	-	-	-
C273	Manufacture of wiring and wiring devices	S	S	S	S	S
C282	Manufacture of special purpose machinery	S	S	S	S	S
C292	Manufacture of bodies (coachwork) for motor vehicles; manufacture of trailers and semi-trailers	-	361	-	-	-
C293	Manufacture of parts and accessories for motor vehicles	-	18	-	-	-
C309	Manufacture of transport equipment, n.e.c.	-	484	-	-	-
C321	Manufacture of jewelry, bijouterie and related articles	S	S	S	S	S
C324	Manufacture of games and toys	S	S	S	S	S
C329	Other manufacturing, n.e.c.	-	913	-	-	-
C331	Repair of fabricated metal products, machinery and equipment	-	1,850	-	-	-
II – Cagayan Valley		121	631,519	5,526	39,747	2,795
C101	Processing and preserving of meat	39	14,647	-	-	72
C102	Processing and preserving of fish, crustaceans and mollusks	-	8	-	-	-
C103	Processing and preserving of fruits and vegetables	-	387	-	-	-

Table 5.6 Number of Establishments and Cost by Type for Manufacturing Establishments by Region and Industry Group: Philippines, 2018

(Values are in thousand Php. Except Number of Establishment. Details may not add-up to total due to rounding and/or statistical disclosure control.)

Continued

2009 PSIC Code	Region / Industry Description	Cost				
		Environmental Protection Expense	Depreciation Expense for Fixed Assets	Amortization Expense for Intangible Assets	Foreign Exchange Losses	Charitable Donations and Grants
		(17)	(18)	(19)	(20)	(21)
C104	Manufacture of vegetable and animal oils and fats	S	S	S	S	S
C105	Manufacture of dairy products	-	331	18	-	4
C106	Manufacture of grain mill products, starches and starch products	-	238,890	2,739	-	181
C107	Manufacture of other food products	-	16,671	48	-	51
C108	Manufacture of prepared animal feeds	-	13,062	-	-	8
C110	Manufacture of beverages	83	129,689	15	721	112
C120	Manufacture of tobacco products	-	27,031	-	38,911	1,564
C131	Spinning, weaving and finishing of textiles	-	97	-	-	-
C139	Manufacture of other textiles	-	4	-	-	-
C142	Custom tailoring and dressmaking	-	925	-	-	-
C151	Tanning and dressing of leather; manufacture of luggage and handbags	-	60	-	-	-
C162	Manufacture of products of wood, cork, straw and plaiting materials	-	52	-	-	-
C181	Printing and service activities related to printing	-	8,162	-	-	124
C182	Reproduction of recorded media	-	761	-	-	-
C199	Manufacture of other fuel products	S	S	S	S	S
C201	Manufacture of basic chemicals	S	S	S	S	S
C222	Manufacture of plastics products	-	108	-	-	-
C239	Manufacture of non-metallic mineral products, n.e.c.	-	5,656	-	-	14
C241	Manufacture of basic iron and steel	-	46	-	-	-
C251	Manufacture of structural metal products, tanks, reservoirs and steam generators	-	423	-	-	-
C252	Manufacture of weapons and ammunition	S	S	S	S	S
C259	Manufacture of other fabricated metal products; metal working service activities	-	1,366	-	-	71
C279	Manufacture of other electrical equipment	-	-	-	-	-
C282	Manufacture of special purpose machinery	-	3,472	-	-	547
C310	Manufacture of furniture	-	3,021	-	-	25
C321	Manufacture of jewelry, bijouterie and related articles	-	7	-	-	-
C329	Other manufacturing, n.e.c.	S	S	S	S	S
C331	Repair of fabricated metal products, machinery and equipment	-	1,140	-	-	21
III – Central Luzon		51,506	23,531,162	1,320,611	1,126,342	56,265
C101	Processing and preserving of meat	35	359,561	443	33	5,480

Table 5.6 Number of Establishments and Cost by Type for Manufacturing Establishments by Region and Industry Group:
Philippines, 2018

(Values are in thousand PhP. Except Number of Establishment. Details may not add-up to total due to rounding and/or statistical disclosure control.)

Continued

2009 PSIC Code	Region / Industry Description	Cost				
		Environmental Protection Expense	Depreciation Expense for Fixed Assets	Amortization Expense for Intangible Assets	Foreign Exchange Losses	Charitable Donations and Grants
		(17)	(18)	(19)	(20)	(21)
C102	Processing and preserving of fish, crustaceans and mollusks	1,399	50,387	-	-	1,613
C103	Processing and preserving of fruits and vegetables	97	168,208	45,212	-	97
C104	Manufacture of vegetable and animal oils and fats	-	1,963	-	-	-
C105	Manufacture of dairy products	384	199,376	-	-	27
C106	Manufacture of grain mill products, starches and starch products	-	256,772	255	-	57
C107	Manufacture of other food products	120	748,026	5,776	6,804	1,843
C108	Manufacture of prepared animal feeds	1,214	506,803	-	11,519	9,770
C110	Manufacture of beverages	971	1,231,510	1,112,449	-	-
C120	Manufacture of tobacco products	S	S	S	S	S
C131	Spinning, weaving and finishing of textiles	1,596	109,674	1,285	2,053	77
C139	Manufacture of other textiles	22	52,577	14	69,572	362
C141	Manufacture of wearing apparel, except fur apparel	15	120,015	1,819	1,943	336
C142	Custom tailoring and dressmaking	-	2,582	-	-	-
C143	Manufacture of knitted and crocheted apparel	-	17,312	3	4,980	57
C151	Tanning and dressing of leather; manufacture of luggage and handbags	20	86,731	236	16,441	1,359
C152	Manufacture of footwear	-	51,047	2,939	20,745	213
C161	Sawmilling and 1060lanning of wood	S	S	S	S	S
C162	Manufacture of products of wood, cork, straw and plaiting materials	-	49,309	830	-	230
C170	Manufacture of paper and paper products	-	246,309	14,801	6,967	2,249
C181	Printing and service activities related to printing	-	34,914	1,348	-	128
C192	Manufacture of refined petroleum products	62	4,653,029	-	-	-
C201	Manufacture of basic chemicals	403	165,957	-	97,049	1,133
C202	Manufacture of other chemical products, n.e.c.	-	149,776	420	22,952	608
C210	Manufacture of pharmaceuticals, medicinal chemical and botanical products	1,017	145,229	19,241	-	638
C221	Manufacture of rubber products	-	1,589,648	8,022	-	930
C222	Manufacture of plastics products	4,512	347,397	7,128	521	1,283
C231	Manufacture of glass and glass products	187	24,225	2,861	6,972	59
C239	Manufacture of non-metallic mineral products, n.e.c.	24,559	1,643,185	43,402	7,258	2,293
C241	Manufacture of basic iron and steel	-	383,693	7,638	47,684	214
C242	Manufacture of basic precious and other non-ferrous metals	3,419	17,205	145	4,385	462

Table 5.6 Number of Establishments and Cost by Type for Manufacturing Establishments by Region and Industry Group: Philippines, 2018

(Values are in thousand PHP. Except Number of Establishment. Details may not add-up to total due to rounding and/or statistical disclosure control.)

Continued

2009 PSIC Code	Region / Industry Description	Cost				
		Environmental Protection Expense	Depreciation Expense for Fixed Assets	Amortization Expense for Intangible Assets	Foreign Exchange Losses	Charitable Donations and Grants
		(17)	(18)	(19)	(20)	(21)
C243	Casting of metals	-	11,474	-	-	-
C251	Manufacture of structural metal products, tanks, reservoirs and steam generators	-	40,988	316	5,000	54
C259	Manufacture of other fabricated metal products; metal working service activities	1,406	266,612	360	140,928	108
C261	Manufacture of electronic components	4,127	5,500,262	8,858	276,982	2
C262	Manufacture of computers and peripheral equipment and accessories	-	856,648	8,611	-	-
C263	Manufacture of communication equipment	S	S	S	S	S
C264	Manufacture of consumer electronics	-	3,556	-	-	12
C265	Manufacture of measuring, testing, navigating and control equipment; watches and clocks	-	8,506	41	-	-
C271	Manufacture of electric motors, generators, transformers and electricity distribution and control apparatus	2,937	23,748	1,004	203	105
C272	Manufacture of batteries and accumulators	S	S	S	S	S
C273	Manufacture of wiring and wiring devices	-	68,185	-	2,922	410
C274	Manufacture of electric lighting equipment	22	10,824	6	-	367
C275	Manufacture of domestic appliances	-	4,976	-	-	-
C279	Manufacture of other electrical equipment	-	29,777	-	1,186	-
C281	Manufacture of general purpose machinery	1,500	41,729	7,659	1,200	2,500
C282	Manufacture of special purpose machinery	-	10,263	-	-	-
C291	Manufacture of motor vehicles	-	1,308	-	-	51
C292	Manufacture of bodies (coachwork) for motor vehicles; manufacture of trailers and semi-trailers	S	S	S	S	S
C293	Manufacture of parts and accessories for motor vehicles	-	737,037	1,257	315,577	151
C301	Building of ships and boats	S	S	S	S	S
C303	Manufacture of air and spacecraft and related machinery	-	4,165	131	2,073	2
C309	Manufacture of transport equipment, n.e.c.	-	1,429	-	-	-
C310	Manufacture of furniture	94	21,838	1,891	-	17
C321	Manufacture of jewelry, bijouterie and related articles	-	1,571	-	-	-
C322	Manufacture of musical instruments	S	S	S	S	S
C323	Manufacture of sports goods	-	39,341	-	488	-
C324	Manufacture of games and toys	-	12,003	1,221	952	606

Table 5.6 Number of Establishments and Cost by Type for Manufacturing Establishments by Region and Industry Group:
Philippines, 2018

(Values are in thousand PhP. Except Number of Establishment. Details may not add-up to total due to rounding and/or statistical disclosure control.)

Continued

2009 PSIC Code	Region / Industry Description	Cost				
		Environmental Protection Expense	Depreciation Expense for Fixed Assets	Amortization Expense for Intangible Assets	Foreign Exchange Losses	Charitable Donations and Grants
		(17)	(18)	(19)	(20)	(21)
C325	Manufacture of medical and dental instruments and supplies	98	224,783	4,322	6,919	24
C329	Other manufacturing, n.e.c.	-	19,223	477	5,200	53
C331	Repair of fabricated metal products, machinery and equipment	1,292	715,652	7,700	38,834	2,414
C332	Installation of industrial machinery and equipment	S	S	S	S	S
	IVA – CALABARZON	1,718,039	81,936,154	7,569,803	5,979,861	259,943
C101	Processing and preserving of meat	558,930	687,416	46,542	3,208	2,604
C102	Processing and preserving of fish, crustaceans and mollusks	135	122,838	10,045	172	61
C103	Processing and preserving of fruits and vegetables	370	209,437	11,753	-	97
C104	Manufacture of vegetable and animal oils and fats	-	332,948	-	19,585	3,952
C105	Manufacture of dairy products	605	1,164,315	4,261,224	-	10
C106	Manufacture of grain mill products, starches and starch products	-	110,190	50	-	2,400
C107	Manufacture of other food products	5,261	4,178,860	27,347	14,413	149,906
C108	Manufacture of prepared animal feeds	44	138,660	2,132	-	1,289
C110	Manufacture of beverages	-	8,021,741	85,597	175	2,815
C120	Manufacture of tobacco products	-	323,072	58,796	13,435	19,558
C131	Spinning, weaving and finishing of textiles	-	178,088	-	-	-
C139	Manufacture of other textiles	145	92,483	-	279	384
C141	Manufacture of wearing apparel, except fur apparel	852	266,113	50,216	21,279	2,578
C142	Custom tailoring and dressmaking	41	3,696	-	-	50
C143	Manufacture of knitted and crocheted apparel	-	54,939	59	13,016	36
C151	Tanning and dressing of leather; manufacture of luggage and handbags	-	251,135	4,322	245,470	4
C152	Manufacture of footwear	2,307	124,731	211	-	5
C161	Sawmilling and planing of wood	S	S	S	S	S
C162	Manufacture of products of wood, cork, straw and plaiting materials	-	670,781	1,093	14,569	3,524
C170	Manufacture of paper and paper products	2,336	478,984	8,544	68,631	918
C181	Printing and service activities related to printing	264	234,447	-	3,063	2,729
C182	Reproduction of recorded media	S	S	S	S	S
C192	Manufacture of refined petroleum products	S	S	S	S	S
C199	Manufacture of other fuel products	S	S	S	S	S
C201	Manufacture of basic chemicals	4,406	1,753,506	64	198,290	432
C202	Manufacture of other chemical products, n.e.c.	442	1,483,404	14,573	515,106	7,735

Table 5.6 Number of Establishments and Cost by Type for Manufacturing Establishments by Region and Industry Group: Philippines, 2018*(Values are in thousand PhP. Except Number of Establishment. Details may not add-up to total due to rounding and/or statistical disclosure control.)**Continued*

2009 PSIC Code	Region / Industry Description	Cost				
		Environmental Protection Expense	Depreciation Expense for Fixed Assets	Amortization Expense for Intangible Assets	Foreign Exchange Losses	Charitable Donations and Grants
		(17)	(18)	(19)	(20)	(21)
C210	Manufacture of pharmaceuticals, medicinal chemical and botanical products	631,381	1,430,580	81,544	5,999	9,987
C221	Manufacture of rubber products	859	320,559	10,763	92,746	709
C222	Manufacture of plastics products	1,178	1,664,150	26,744	133,591	4,859
C231	Manufacture of glass and glass products	-	1,141,847	913	126,067	23
C239	Manufacture of non-metallic mineral products, n.e.c.	-	2,242,520	9,522	125,208	5,220
C241	Manufacture of basic iron and steel	85	570,854	2,478	149,055	18,748
C242	Manufacture of basic precious and other non-ferrous metals	430	40,332	635	-	-
C243	Casting of metals	-	205,118	507	9,560	427
C251	Manufacture of structural metal products, tanks, reservoirs and steam generators	398	513,120	4,607	3,084	189
C252	Manufacture of weapons and ammunition	S	S	S	S	S
C259	Manufacture of other fabricated metal products; metal working service activities	918	1,233,730	23,068	138,923	2,283
C261	Manufacture of electronic components	481,590	28,172,852	1,969,759	869,972	3,624
C262	Manufacture of computers and peripheral equipment and accessories	-	4,775,742	11,154	82,814	328
C263	Manufacture of communication equipment	-	42,940	5	11,103	93
C264	Manufacture of consumer electronics	684	1,010,686	12,124	21,799	146
C265	Manufacture of measuring, testing, navigating and control equipment; watches and clocks	-	24,996	2,045	43,719	2
C267	Manufacture of optical instruments and photographic equipment	3,143	435,201	5,347	124,204	46
C271	Manufacture of electric motors, generators, transformers and electricity distribution and control apparatus	443	501,608	3,672	146,079	2,294
C272	Manufacture of batteries and accumulators	S	S	S	S	S
C273	Manufacture of wiring and wiring devices	53	250,112	3,938	16,552	393
C274	Manufacture of electric lighting equipment	16	288,786	-	3,199	387
C275	Manufacture of domestic appliances	-	24,008	-	-	216
C279	Manufacture of other electrical equipment	608	1,223,886	7,216	16,582	183
C281	Manufacture of general purpose machinery	1,539	1,379,714	43,451	318,698	49
C282	Manufacture of special purpose machinery	778	2,068,453	42,292	217,595	1,501

Table 5.6 Number of Establishments and Cost by Type for Manufacturing Establishments by Region and Industry Group:
Philippines, 2018

(Values are in thousand PhP. Except Number of Establishment. Details may not add-up to total due to rounding and/or statistical disclosure control.)

Continued

2009 PSIC Code	Region / Industry Description	Cost				
		Environmental Protection Expense	Depreciation Expense for Fixed Assets	Amortization Expense for Intangible Assets	Foreign Exchange Losses	Charitable Donations and Grants
		(17)	(18)	(19)	(20)	(21)
C291	Manufacture of motor vehicles	300	349,143	11,621	142,602	361
C292	Manufacture of bodies (coachwork) for motor vehicles; manufacture of trailers and semi-trailers	514	55,587	200	1,954	322
C293	Manufacture of parts and accessories for motor vehicles	6,825	6,063,766	91,909	1,068,679	2,441
C301	Building of ships and boats	-	6,550	-	-	-
C302	Manufacture of railway locomotive and rolling stock	S	S	S	S	S
C303	Manufacture of air and spacecraft and related machinery	S	S	S	S	S
C309	Manufacture of transport equipment, n.e.c.	10,090	992,203	26,247	639,384	1,762
C310	Manufacture of furniture	-	89,189	27,546	24	338
C321	Manufacture of jewelry, bijouterie and related articles	-	6,371	-	-	141
C322	Manufacture of musical instruments	S	S	S	S	S
C323	Manufacture of sports goods	8	11,692	-	3,458	-
C324	Manufacture of games and toys	-	42,182	26,752	3,150	-
C325	Manufacture of medical and dental instruments and supplies	-	1,828,050	88,568	134,301	347
C329	Other manufacturing, n.e.c.	-	32,208	513	342	-
C331	Repair of fabricated metal products, machinery and equipment	61	350,576	3,834	12,207	1,189
C332	Installation of industrial machinery and equipment	S	S	S	S	S
	MIMAROPA	116	1,736,275	3,513	989,181	254
C101	Processing and preserving of meat	-	111	-	-	-
C102	Processing and preserving of fish, crustaceans and mollusks	S	S	S	S	S
C103	Processing and preserving of fruits and vegetables	S	S	S	S	S
C104	Manufacture of vegetable and animal oils and fats	-	27,377	-	-	-
C105	Manufacture of dairy products	-	100	-	-	-
C106	Manufacture of grain mill products, starches and starch products	75	43,078	-	622	-
C107	Manufacture of other food products	-	43,273	1,491	-	139
C110	Manufacture of beverages	-	36,484	-	-	-
C131	Spinning, weaving and finishing of textiles	-	43	-	-	2
C141	Manufacture of wearing apparel, except fur apparel	-	8	-	-	-
C142	Custom tailoring and dressmaking	33	2,915	-	-	-
C151	Tanning and dressing of leather; manufacture of luggage and handbags	-	68	-	-	-
C161	Sawmilling and 1064lanning of wood	-	4	-	-	-

Table 5.6 Number of Establishments and Cost by Type for Manufacturing Establishments by Region and Industry Group:
Philippines, 2018

(Values are in thousand Php. Except Number of Establishment. Details may not add-up to total due to rounding and/or statistical disclosure control.)

Continued

2009 PSIC Code	Region / Industry Description	Cost				
		Environmental Protection Expense	Depreciation Expense for Fixed Assets	Amortization Expense for Intangible Assets	Foreign Exchange Losses	Charitable Donations and Grants
		(17)	(18)	(19)	(20)	(21)
C162	Manufacture of products of wood, cork, straw and plaiting materials	-	216	-	-	-
C181	Printing and service activities related to printing	-	26,465	-	-	-
C201	Manufacture of basic chemicals	-	1	-	-	-
C202	Manufacture of other chemical products, n.e.c.	S	S	S	S	S
C210	Manufacture of pharmaceuticals, medicinal chemical and botanical products	S	S	S	S	S
C222	Manufacture of plastics products	-	815	-	-	-
C239	Manufacture of non-metallic mineral products, n.e.c.	9	1,311	-	-	-
C241	Manufacture of basic iron and steel	-	17	-	-	-
C242	Manufacture of basic precious and other non-ferrous metals	S	S	S	S	S
C259	Manufacture of other fabricated metal products; metal working service activities	-	664	-	-	-
C282	Manufacture of special purpose machinery	S	S	S	S	S
C310	Manufacture of furniture	-	2,652	2,012	-	-
C331	Repair of fabricated metal products, machinery and equipment	-	333	-	-	-
	V – Bicol Region	4,067	1,506,697	663,946	61,622	10,655
C101	Processing and preserving of meat	179	10,396	3,559	-	-
C102	Processing and preserving of fish, crustaceans and mollusks	-	3,176	2,013	-	-
C103	Processing and preserving of fruits and vegetables	-	327	2	-	-
C104	Manufacture of vegetable and animal oils and fats	31	93,349	-	-	258
C105	Manufacture of dairy products	-	329	-	-	-
C106	Manufacture of grain mill products, starches and starch products	-	25,001	-	-	10
C107	Manufacture of other food products	355	39,771	396	-	117
C108	Manufacture of prepared animal feeds	-	32,361	-	-	306
C110	Manufacture of beverages	297	25,146	27,075	-	620
C120	Manufacture of tobacco products	S	S	S	S	S
C131	Spinning, weaving and finishing of textiles	-	34	-	-	-
C139	Manufacture of other textiles	18	7,522	30	-	142
C141	Manufacture of wearing apparel, except fur apparel	-	1,566	-	-	-
C142	Custom tailoring and dressmaking	-	4,468	-	-	-
C151	Tanning and dressing of leather; manufacture of luggage and handbags	-	-	-	-	-

Table 5.6 Number of Establishments and Cost by Type for Manufacturing Establishments by Region and Industry Group:
Philippines, 2018

(Values are in thousand PhP. Except Number of Establishment. Details may not add-up to total due to rounding and/or statistical disclosure control.)

Continued

2009 PSIC Code	Region / Industry Description	Cost				
		Environmental Protection Expense	Depreciation Expense for Fixed Assets	Amortization Expense for Intangible Assets	Foreign Exchange Losses	Charitable Donations and Grants
		(17)	(18)	(19)	(20)	(21)
C152	Manufacture of footwear	-	22	-	-	-
C162	Manufacture of products of wood, cork, straw and plaiting materials	84	5,880	-	-	522
C170	Manufacture of paper and paper products	804	27,499	-	43,450	36
C181	Printing and service activities related to printing	-	8,888	-	-	-
C201	Manufacture of basic chemicals	-	537	-	-	-
C210	Manufacture of pharmaceuticals, medicinal chemical and botanical products	-	1,071	-	-	-
C231	Manufacture of glass and glass products	S	S	S	S	S
C239	Manufacture of non-metallic mineral products, n.e.c.	2,291	128,890	-	-	7,373
C241	Manufacture of basic iron and steel	8	4,369	1,977	-	51
C242	Manufacture of basic precious and other non-ferrous metals	S	S	S	S	S
C251	Manufacture of structural metal products, tanks, reservoirs and steam generators	-	2,785	332	-	53
C259	Manufacture of other fabricated metal products; metal working service activities	-	262	-	-	-
C281	Manufacture of general purpose machinery	-	3,466	98	-	-
C282	Manufacture of special purpose machinery	-	1,256	-	-	-
C293	Manufacture of parts and accessories for motor vehicles	-	72	-	-	-
C310	Manufacture of furniture	-	740	-	-	-
C329	Other manufacturing, n.e.c.	-	576	-	-	-
C331	Repair of fabricated metal products, machinery and equipment	-	1,945	-	-	-
VI – Western Visayas		6,553	2,847,653	528,825	3,926	34,391
C101	Processing and preserving of meat	161	91,450	9,191	7	237
C102	Processing and preserving of fish, crustaceans and mollusks	-	16,538	7	2,443	77
C103	Processing and preserving of fruits and vegetables	S	S	S	S	S
C104	Manufacture of vegetable and animal oils and fats	-	1,466	-	-	-
C105	Manufacture of dairy products	-	146	-	-	-
C106	Manufacture of grain mill products, starches and starch products	57	32,820	113	-	-
C107	Manufacture of other food products	758	1,830,414	76,431	716	31,222
C108	Manufacture of prepared animal feeds	-	121,534	-	-	222

Table 5.6 Number of Establishments and Cost by Type for Manufacturing Establishments by Region and Industry Group:
Philippines, 2018

(Values are in thousand PhP. Except Number of Establishment. Details may not add-up to total due to rounding and/or statistical disclosure control.)

Continued

2009 PSIC Code	Region / Industry Description	Cost				
		Environmental Protection Expense	Depreciation Expense for Fixed Assets	Amortization Expense for Intangible Assets	Foreign Exchange Losses	Charitable Donations and Grants
		(17)	(18)	(19)	(20)	(21)
C110	Manufacture of beverages	3,993	350,744	440,446	-	658
C131	Spinning, weaving and finishing of textiles	-	970	-	-	-
C139	Manufacture of other textiles	-	80	-	-	19
C141	Manufacture of wearing apparel, except fur apparel	-	1,289	81	-	50
C142	Custom tailoring and dressmaking	-	1,518	-	-	-
C161	Sawmilling and planing of wood	-	1,721	-	-	-
C162	Manufacture of products of wood, cork, straw and plaiting materials	-	3,508	-	-	87
C181	Printing and service activities related to printing	3	17,999	-	-	34
C192	Manufacture of refined petroleum products	S	S	S	S	S
C201	Manufacture of basic chemicals	20	298,173	-	761	3
C202	Manufacture of other chemical products, n.e.c.	S	S	S	S	S
C210	Manufacture of pharmaceuticals, medicinal chemical and botanical products	-	134	-	-	21
C221	Manufacture of rubber products	-	13	-	-	-
C222	Manufacture of plastics products	-	5,372	-	-	-
C231	Manufacture of glass and glass products	-	4	-	-	-
C239	Manufacture of non-metallic mineral products, n.e.c.	1,560	42,906	1,888	-	184
C241	Manufacture of basic iron and steel	-	2,125	-	-	15
C243	Casting of metals	-	5,125	-	-	24
C251	Manufacture of structural metal products, tanks, reservoirs and steam generators	-	5,129	-	-	-
C259	Manufacture of other fabricated metal products; metal working service activities	-	365	14	-	164
C265	Manufacture of measuring, testing, navigating and control equipment; watches and clocks	S	S	S	S	S
C267	Manufacture of optical instruments and photographic equipment	S	S	S	S	S
C282	Manufacture of special purpose machinery	-	3,374	-	-	-
C293	Manufacture of parts and accessories for motor vehicles	-	1,236	-	-	-
C310	Manufacture of furniture	-	4,965	-	-	9
C321	Manufacture of jewelry, bijouterie and related articles	-	1,241	-	-	-
C329	Other manufacturing, n.e.c.	-	796	-	-	1,359
C331	Repair of fabricated metal products, machinery and equipment	-	3,054	654	-	-

Table 5.6 Number of Establishments and Cost by Type for Manufacturing Establishments by Region and Industry Group:
Philippines, 2018

(Values are in thousand PhP. Except Number of Establishment. Details may not add-up to total due to rounding and/or statistical disclosure control.)

Continued

2009 PSIC Code	Region / Industry Description	Cost				
		Environmental Protection Expense	Depreciation Expense for Fixed Assets	Amortization Expense for Intangible Assets	Foreign Exchange Losses	Charitable Donations and Grants
		(17)	(18)	(19)	(20)	(21)
VII – Central Visayas		31,944	9,679,158	523,423	929,637	33,685
C101	Processing and preserving of meat	-	138,717	2,695	-	2,709
C102	Processing and preserving of fish, crustaceans and mollusks	-	328,466	18	61,083	549
C103	Processing and preserving of fruits and vegetables	66	70,352	4,674	-	-
C104	Manufacture of vegetable and animal oils and fats	1,042	62,418	354	51,379	610
C105	Manufacture of dairy products	-	3,587	4	-	34
C106	Manufacture of grain mill products, starches and starch products	-	134,724	-	-	124
C107	Manufacture of other food products	545	330,042	8,005	159	1,244
C108	Manufacture of prepared animal feeds	105	400,463	5	-	7,012
C110	Manufacture of beverages	14	659,981	304,160	39	60
C131	Spinning, weaving and finishing of textiles	96	274	8	-	2
C139	Manufacture of other textiles	5	73,327	1,197	207	239
C141	Manufacture of wearing apparel, except fur apparel	140	196,984	1,484	145,367	339
C142	Custom tailoring and dressmaking	-	1,639	-	-	-
C151	Tanning and dressing of leather; manufacture of luggage and handbags	S	S	S	S	S
C152	Manufacture of footwear	5	11,515	5	62	-
C161	Sawmilling and planing of wood	-	18,743	1,811	227	-
C162	Manufacture of products of wood, cork, straw and plaiting materials	-	12,930	-	-	116
C170	Manufacture of paper and paper products	-	47,734	1,590	6,287	1,654
C181	Printing and service activities related to printing	-	56,681	1,704	-	205
C201	Manufacture of basic chemicals	-	112,170	6,562	43,298	88
C202	Manufacture of other chemical products, n.e.c.	812	85,882	1,553	24,138	245
C210	Manufacture of pharmaceuticals, medicinal chemical and botanical products	-	13,555	35,128	-	1,188
C221	Manufacture of rubber products	-	202,187	8	33,259	-
C222	Manufacture of plastics products	591	95,256	44,892	1,262	126
C231	Manufacture of glass and glass products	1,073	42,890	-	20,340	-
C239	Manufacture of non-metallic mineral products, n.e.c.	6,564	1,641,853	1,372	7,450	747
C241	Manufacture of basic iron and steel	77	97,624	-	45,982	127
C242	Manufacture of basic precious and other non-ferrous metals	S	S	S	S	S
C243	Casting of metals	119	124,462	477	-	43
C251	Manufacture of structural metal products, tanks, reservoirs and steam generators	-	62,230	614	125	7

Table 5.6 Number of Establishments and Cost by Type for Manufacturing Establishments by Region and Industry Group:
Philippines, 2018

(Values are in thousand Php. Except Number of Establishment. Details may not add-up to total due to rounding and/or statistical disclosure control.)

Continued

2009 PSIC Code	Region / Industry Description	Cost				
		Environmental Protection Expense	Depreciation Expense for Fixed Assets	Amortization Expense for Intangible Assets	Foreign Exchange Losses	Charitable Donations and Grants
		(17)	(18)	(19)	(20)	(21)
C252	Manufacture of weapons and ammunition	S	S	S	S	S
C259	Manufacture of other fabricated metal products; metal working service activities	1,755	303,677	705	5,331	433
C261	Manufacture of electronic components	344	1,741,116	2,112	138,128	-
C262	Manufacture of computers and peripheral equipment and accessories	S	S	S	S	S
C263	Manufacture of communication equipment	S	S	S	S	S
C264	Manufacture of consumer electronics	4,194	99,007	2,768	50,418	-
C265	Manufacture of measuring, testing, navigating and control equipment; watches and clocks	-	43,317	745	939	759
C267	Manufacture of optical instruments and photographic equipment	2,842	158,035	645	26,986	144
C271	Manufacture of electric motors, generators, transformers and electricity distribution and control apparatus	32	35,675	867	726	44
C273	Manufacture of wiring and wiring devices	S	S	S	S	S
C274	Manufacture of electric lighting equipment	-	10,566	-	30	-
C275	Manufacture of domestic appliances	S	S	S	S	S
C279	Manufacture of other electrical equipment	S	S	S	S	S
C281	Manufacture of general purpose machinery	2,038	65,375	253	29,520	25
C282	Manufacture of special purpose machinery	2	7,795	-	9	-
C291	Manufacture of motor vehicles	-	25,228	-	5,540	-
C293	Manufacture of parts and accessories for motor vehicles	1,438	98,005	-	14,805	-
C301	Building of ships and boats	-	1,243,122	6	13,358	13,460
C309	Manufacture of transport equipment, n.e.c.	2,346	87,839	567	17,648	44
C310	Manufacture of furniture	4,136	116,577	5,766	39,385	677
C321	Manufacture of jewelry, bijouterie and related articles	556	53,442	4,260	-	73
C322	Manufacture of musical instruments	S	S	S	S	S
C323	Manufacture of sports goods	S	S	S	S	S
C324	Manufacture of games and toys	S	S	S	S	S
C325	Manufacture of medical and dental instruments and supplies	250	96,945	5,107	33,595	248
C329	Other manufacturing, n.e.c.	104	15,461	-	8,102	125
C331	Repair of fabricated metal products, machinery and equipment	37	63,244	100	-	122

Table 5.6 Number of Establishments and Cost by Type for Manufacturing Establishments by Region and Industry Group:
Philippines, 2018

(Values are in thousand PhP. Except Number of Establishment. Details may not add-up to total due to rounding and/or statistical disclosure control.)

Continued

Continued						
2009 PSIC Code	Region / Industry Description	Cost				
		Environmental Protection Expense	Depreciation Expense for Fixed Assets	Amortization Expense for Intangible Assets	Foreign Exchange Losses	Charitable Donations and Grants
		(17)	(18)	(19)	(20)	(21)
VIII – Eastern Visayas		683	3,021,805	164,866	5,533,795	4,174
C101	Processing and preserving of meat	S	S	S	S	S
C102	Processing and preserving of fish, crustaceans and mollusks	-	3,376	-	-	49
C103	Processing and preserving of fruits and vegetables	-	743	-	-	-
C104	Manufacture of vegetable and animal oils and fats	-	24,486	-	-	101
C105	Manufacture of dairy products	S	S	S	S	S
C106	Manufacture of grain mill products, starches and starch products	-	11,803	7,362	-	10
C107	Manufacture of other food products	584	78,927	6,952	-	392
C110	Manufacture of beverages	-	78,934	149,378	-	750
C131	Spinning, weaving and finishing of textiles	-	60	-	-	-
C139	Manufacture of other textiles	S	S	S	S	S
C141	Manufacture of wearing apparel, except fur apparel	-	45	-	-	-
C142	Custom tailoring and dressmaking	-	149	-	-	-
C162	Manufacture of products of wood, cork, straw and plaiting materials	-	169	-	-	-
C170	Manufacture of paper and paper products	-	31,985	966	-	1,349
C181	Printing and service activities related to printing	-	9,997	-	-	228
C201	Manufacture of basic chemicals	-	2,209	-	1,095	5
C210	Manufacture of pharmaceuticals, medicinal chemical and botanical products	S	S	S	S	S
C222	Manufacture of plastics products	-	2,123	-	-	-
C231	Manufacture of glass and glass products	-	106	-	-	-
C239	Manufacture of non-metallic mineral products, n.e.c.	-	1,902	-	-	-
C241	Manufacture of basic iron and steel	-	78	-	-	-
C242	Manufacture of basic precious and other non-ferrous metals	S	S	S	S	S
C243	Casting of metals	S	S	S	S	S
C251	Manufacture of structural metal products, tanks, reservoirs and steam generators	-	26	-	-	-
C259	Manufacture of other fabricated metal products; metal working service activities	-	389	-	-	-
C273	Manufacture of wiring and wiring devices	S	S	S	S	S
C282	Manufacture of special purpose machinery	S	S	S	S	S

Table 5.6 Number of Establishments and Cost by Type for Manufacturing Establishments by Region and Industry Group:
Philippines, 2018*(Values are in thousand PHP. Except Number of Establishment. Details may not add-up to total due to rounding and/or statistical disclosure control.)**Continued*

2009 PSIC Code	Region / Industry Description	Cost				
		Environmental Protection Expense	Depreciation Expense for Fixed Assets	Amortization Expense for Intangible Assets	Foreign Exchange Losses	Charitable Donations and Grants
		(17)	(18)	(19)	(20)	(21)
C310	Manufacture of furniture	-	78	196	-	-
C321	Manufacture of jewelry, bijouterie and related articles	-	-	-	-	-
C329	Other manufacturing, n.e.c.	-	1,171	11	-	56
C331	Repair of fabricated metal products, machinery and equipment	-	4,411	-	-	-
IX – Zamboanga Peninsula		184	710,530	5,336	35,911	2,687
C101	Processing and preserving of meat	-	3,599	-	-	4
C102	Processing and preserving of fish, crustaceans and mollusks	120	461,146	4,090	-	1,913
C104	Manufacture of vegetable and animal oils and fats	-	13,612	-	35,364	40
C105	Manufacture of dairy products	-	93	-	-	-
C106	Manufacture of grain mill products, starches and starch products	-	11,942	-	-	264
C107	Manufacture of other food products	-	77,718	-	-	211
C108	Manufacture of prepared animal feeds	S	S	S	S	S
C110	Manufacture of beverages	-	33,878	-	-	83
C139	Manufacture of other textiles	S	S	S	S	S
C142	Custom tailoring and dressmaking	-	648	-	-	-
C161	Sawmilling and planing of wood	-	26	-	-	-
C162	Manufacture of products of wood, cork, straw and plaiting materials	S	S	S	S	S
C181	Printing and service activities related to printing	-	8,611	-	-	-
C221	Manufacture of rubber products	64	3,748	211	-	117
C222	Manufacture of plastics products	-	2,986	-	-	2
C231	Manufacture of glass and glass products	-	139	-	-	-
C239	Manufacture of non-metallic mineral products, n.e.c.	-	1,638	-	-	7
C241	Manufacture of basic iron and steel	-	913	-	-	20
C251	Manufacture of structural metal products, tanks, reservoirs and steam generators	-	1,035	-	-	-
C259	Manufacture of other fabricated metal products; metal working service activities	-	50,168	912	547	20
C310	Manufacture of furniture	-	3,037	123	-	7
C321	Manufacture of jewelry, bijouterie and related articles	S	S	S	S	S
C329	Other manufacturing, n.e.c.	-	-	-	-	-
C331	Repair of fabricated metal products, machinery and equipment	-	7,340	-	-	-
X – Northern Mindanao		3,204	2,560,752	328,600	54,382	44,254

Table 5.6 Number of Establishments and Cost by Type for Manufacturing Establishments by Region and Industry Group:
Philippines, 2018

(Values are in thousand PhP. Except Number of Establishment. Details may not add-up to total due to rounding and/or statistical disclosure control.)

Continued

2009 PSIC Code	Region / Industry Description	Cost				
		Environmental Protection Expense	Depreciation Expense for Fixed Assets	Amortization Expense for Intangible Assets	Foreign Exchange Losses	Charitable Donations and Grants
		(17)	(18)	(19)	(20)	(21)
C101	Processing and preserving of meat	-	21,420	839	760	564
C102	Processing and preserving of fish, crustaceans and mollusks	S	S	S	S	S
C103	Processing and preserving of fruits and vegetables	-	311,375	-	-	867
C104	Manufacture of vegetable and animal oils and fats	-	130,184	24,612	17,113	-
C105	Manufacture of dairy products	-	1,714	-	-	-
C106	Manufacture of grain mill products, starches and starch products	891	364,717	10,318	3,992	34,836
C107	Manufacture of other food products	56	198,446	2,671	-	5,352
C108	Manufacture of prepared animal feeds	-	58,025	57,695	-	-
C110	Manufacture of beverages	-	296,796	220,766	-	-
C131	Spinning, weaving and finishing of textiles	-	-	-	-	-
C139	Manufacture of other textiles	-	15	-	-	-
C141	Manufacture of wearing apparel, except fur apparel	-	653	-	-	-
C142	Custom tailoring and dressmaking	-	1,240	-	-	102
C152	Manufacture of footwear	-	904	-	-	-
C161	Sawmilling and planing of wood	-	6,994	-	-	-
C162	Manufacture of products of wood, cork, straw and plaiting materials	139	3,341	-	-	9
C170	Manufacture of paper and paper products	66	20,078	944	62	1,903
C181	Printing and service activities related to printing	-	7,866	-	-	-
C192	Manufacture of refined petroleum products	-	182	-	-	-
C201	Manufacture of basic chemicals	1,555	878,547	757	2,341	154
C202	Manufacture of other chemical products, n.e.c.	-	36,999	1,280	29,045	-
C210	Manufacture of pharmaceuticals, medicinal chemical and botanical products	S	S	S	S	S
C221	Manufacture of rubber products	S	S	S	S	S
C222	Manufacture of plastics products	-	25,682	141	-	6
C231	Manufacture of glass and glass products	-	-	-	-	-
C239	Manufacture of non-metallic mineral products, n.e.c.	-	100,731	8,166	-	33
C241	Manufacture of basic iron and steel	497	24,655	-	-	100
C243	Casting of metals	-	302	372	-	-
C251	Manufacture of structural metal products, tanks, reservoirs and steam generators	-	17,325	-	-	75
C259	Manufacture of other fabricated metal products; metal working service activities	-	496	-	-	-

Table 5.6 Number of Establishments and Cost by Type for Manufacturing Establishments by Region and Industry Group:
Philippines, 2018

(Values are in thousand Php. Except Number of Establishment. Details may not add-up to total due to rounding and/or statistical disclosure control.)

Continued

2009 PSIC Code	Region / Industry Description	Cost				
		Environmental Protection Expense	Depreciation Expense for Fixed Assets	Amortization Expense for Intangible Assets	Foreign Exchange Losses	Charitable Donations and Grants
		(17)	(18)	(19)	(20)	(21)
C264	Manufacture of consumer electronics	S	S	S	S	S
C271	Manufacture of electric motors, generators, transformers and electricity distribution and control apparatus	S	S	S	S	S
C281	Manufacture of general purpose machinery	S	S	S	S	S
C282	Manufacture of special purpose machinery	S	S	S	S	S
C291	Manufacture of motor vehicles	-	694	-	-	-
C293	Manufacture of parts and accessories for motor vehicles	-	27	-	-	-
C310	Manufacture of furniture	-	4,258	-	-	-
C321	Manufacture of jewelry, bijouterie and related articles	S	S	S	S	S
C324	Manufacture of games and toys	S	S	S	S	S
C329	Other manufacturing, n.e.c.	S	S	S	S	S
C331	Repair of fabricated metal products, machinery and equipment	-	27,308	-	-	148
	XI – Davao Region	2,307	2,860,226	416,540	196,249	34,409
C101	Processing and preserving of meat	-	44,934	-	-	103
C102	Processing and preserving of fish, crustaceans and mollusks	-	28,274	-	-	-
C103	Processing and preserving of fruits and vegetables	-	26,825	2,504	450	220
C104	Manufacture of vegetable and animal oils and fats	225	333,255	30	161,087	96
C105	Manufacture of dairy products	-	2,054	-	-	-
C106	Manufacture of grain mill products, starches and starch products	15	56,783	-	-	10
C107	Manufacture of other food products	101	179,403	1,847	167	1,073
C108	Manufacture of prepared animal feeds	46	822,384	764	-	25,671
C110	Manufacture of beverages	-	219,560	389,539	-	-
C120	Manufacture of tobacco products	S	S	S	S	S
C139	Manufacture of other textiles	200	3,171	19	504	30
C141	Manufacture of wearing apparel, except fur apparel	-	1,652	-	-	-
C142	Custom tailoring and dressmaking	-	1,551	-	-	-
C152	Manufacture of footwear	-	87	-	-	-
C161	Sawmilling and planing of wood	220	762	75	-	1
C162	Manufacture of products of wood, cork, straw and plaiting materials	-	67,488	-	-	-
C170	Manufacture of paper and paper products	-	192,611	758	1,986	714
C181	Printing and service activities related to printing	-	127,048	81	-	407
C192	Manufacture of refined petroleum products	S	S	S	S	S

Table 5.6 Number of Establishments and Cost by Type for Manufacturing Establishments by Region and Industry Group:
Philippines, 2018

(Values are in thousand PhP. Except Number of Establishment. Details may not add-up to total due to rounding and/or statistical disclosure control.)

Continued

2009 PSIC Code	Region / Industry Description	Cost				
		Environmental Protection Expense	Depreciation Expense for Fixed Assets	Amortization Expense for Intangible Assets	Foreign Exchange Losses	Charitable Donations and Grants
		(17)	(18)	(19)	(20)	(21)
C201	Manufacture of basic chemicals	-	16,644	-	1,047	147
C202	Manufacture of other chemical products, n.e.c.	1,487	67,164	-	29,245	-
C210	Manufacture of pharmaceuticals, medicinal chemical and botanical products	-	26,785	-	-	-
C221	Manufacture of rubber products	-	319	-	-	-
C222	Manufacture of plastics products	14	206,456	44	1,638	5,663
C231	Manufacture of glass and glass products	-	1,674	-	-	-
C239	Manufacture of non-metallic mineral products, n.e.c.	-	336,992	20,744	124	-
C241	Manufacture of basic iron and steel	-	22,816	-	-	-
C242	Manufacture of basic precious and other non-ferrous metals	-	5,521	-	-	128
C243	Casting of metals	S	S	S	S	S
C251	Manufacture of structural metal products, tanks, reservoirs and steam generators	-	9,850	-	-	106
C252	Manufacture of weapons and ammunition	S	S	S	S	S
C259	Manufacture of other fabricated metal products; metal working service activities	-	1,911	-	-	-
C265	Manufacture of measuring, testing, navigating and control equipment; watches and clocks	S	S	S	S	S
C271	Manufacture of electric motors, generators, transformers and electricity distribution and control apparatus	S	S	S	S	S
C275	Manufacture of domestic appliances	-	184	-	-	8
C281	Manufacture of general purpose machinery	-	1,115	-	-	-
C282	Manufacture of special purpose machinery	-	8,762	-	-	-
C291	Manufacture of motor vehicles	S	S	S	S	S
C293	Manufacture of parts and accessories for motor vehicles	-	28	-	-	-
C301	Building of ships and boats	S	S	S	S	S
C310	Manufacture of furniture	-	11,323	-	-	-
C321	Manufacture of jewelry, bijouterie and related articles	-	1,745	-	-	-
C329	Other manufacturing, n.e.c.	-	1,353	-	-	-
C331	Repair of fabricated metal products, machinery and equipment	-	19,179	134	-	32
XII – SOCCSKSARGEN		365	1,321,352	36,503	14,712	5,416

Table 5.6 Number of Establishments and Cost by Type for Manufacturing Establishments by Region and Industry Group:
Philippines, 2018

(Values are in thousand Php. Except Number of Establishment. Details may not add-up to total due to rounding and/or statistical disclosure control.)

Continued

2009 PSIC Code	Region / Industry Description	Cost				
		Environmental Protection Expense	Depreciation Expense for Fixed Assets	Amortization Expense for Intangible Assets	Foreign Exchange Losses	Charitable Donations and Grants
		(17)	(18)	(19)	(20)	(21)
C101	Processing and preserving of meat	-	15,694	-	-	-
C102	Processing and preserving of fish, crustaceans and mollusks	-	465,554	315	2,177	38
C103	Processing and preserving of fruits and vegetables	S	S	S	S	S
C104	Manufacture of vegetable and animal oils and fats	-	375,077	225	529	116
C105	Manufacture of dairy products	-	475	-	-	-
C106	Manufacture of grain mill products, starches and starch products	-	55,275	-	-	42
C107	Manufacture of other food products	90	101,325	35,647	-	64
C108	Manufacture of prepared animal feeds	-	20,475	-	-	118
C110	Manufacture of beverages	-	18,568	-	-	-
C131	Spinning, weaving and finishing of textiles	-	410	-	-	-
C139	Manufacture of other textiles	-	189	-	-	-
C141	Manufacture of wearing apparel, except fur apparel	-	792	-	-	2
C142	Custom tailoring and dressmaking	-	1,248	-	-	-
C161	Sawmilling and 1075lanning of wood	-	272	-	-	2
C162	Manufacture of products of wood, cork, straw and plaiting materials	-	2,881	-	-	-
C170	Manufacture of paper and paper products	-	20,156	40	-	-
C181	Printing and service activities related to printing	-	27,410	49	61	429
C192	Manufacture of refined petroleum products	S	S	S	S	S
C201	Manufacture of basic chemicals	-	12,226	-	13	1,813
C202	Manufacture of other chemical products, n.e.c.	S	S	S	S	S
C221	Manufacture of rubber products	S	S	S	S	S
C222	Manufacture of plastics products	S	S	S	S	S
C231	Manufacture of glass and glass products	S	S	S	S	S
C239	Manufacture of non-metallic mineral products, n.e.c.	-	2,434	-	-	-
C241	Manufacture of basic iron and steel	-	1,731	-	-	-
C243	Casting of metals	S	S	S	S	S
C251	Manufacture of structural metal products, tanks, reservoirs and steam generators	-	6,611	-	-	854
C259	Manufacture of other fabricated metal products; metal working service activities	-	82,097	217	11,932	220
C301	Building of ships and boats	S	S	S	S	S
C310	Manufacture of furniture	275	3,041	-	-	108
C323	Manufacture of sports goods	S	S	S	S	S
C331	Repair of fabricated metal products, machinery and equipment	-	86,372	10	-	1,606

Table 5.6 Number of Establishments and Cost by Type for Manufacturing Establishments by Region and Industry Group:
Philippines, 2018

(Values are in thousand PhP. Except Number of Establishment. Details may not add-up to total due to rounding and/or statistical disclosure control.)

Continued

2009 PSIC Code	Region / Industry Description	Cost				
		Environmental Protection Expense	Depreciation Expense for Fixed Assets	Amortization Expense for Intangible Assets	Foreign Exchange Losses	Charitable Donations and Grants
		(17)	(18)	(19)	(20)	(21)
	XIII – Caraga	35,738	3,219,008	3,505	1,705,197	7,861
C101	Processing and preserving of meat	-	6,811	-	-	32
C102	Processing and preserving of fish, crustaceans and mollusks	S	S	S	S	S
C103	Processing and preserving of fruits and vegetables	S	S	S	S	S
C104	Manufacture of vegetable and animal oils and fats	-	77,943	1,264	-	89
C106	Manufacture of grain mill products, starches and starch products	-	17,276	-	-	-
C107	Manufacture of other food products	-	38,520	85	-	42
C108	Manufacture of prepared animal feeds	-	1,901	-	-	-
C110	Manufacture of beverages	-	7,558	-	-	-
C139	Manufacture of other textiles	-	465	-	-	-
C141	Manufacture of wearing apparel, except fur apparel	-	191	-	-	-
C142	Custom tailoring and dressmaking	-	236	-	-	-
C161	Sawmilling and planing of wood	-	3,843	-	-	9
C162	Manufacture of products of wood, cork, straw and plaiting materials	6,163	157,266	-	-	-
C181	Printing and service activities related to printing	-	2,108	23	-	61
C201	Manufacture of basic chemicals	S	S	S	S	S
C202	Manufacture of other chemical products, n.e.c.	-	16,480	-	-	68
C231	Manufacture of glass and glass products	S	S	S	S	S
C239	Manufacture of non-metallic mineral products, n.e.c.	9,438	103,531	156	13,983	7,500
C241	Manufacture of basic iron and steel	-	1,445	-	-	-
C242	Manufacture of basic precious and other non-ferrous metals	S	S	S	S	S
C259	Manufacture of other fabricated metal products; metal working service activities	-	14,046	1,844	-	-
C275	Manufacture of domestic appliances	-	7	-	-	-
C301	Building of ships and boats	S	S	S	S	S
C309	Manufacture of transport equipment, n.e.c.	-	24	-	-	-
C310	Manufacture of furniture	137	448	-	-	60
C321	Manufacture of jewelry, bijouterie and related articles	-	8	-	-	-
C324	Manufacture of games and toys	-	7	-	-	-
C329	Other manufacturing, n.e.c.	-	1,579	-	-	-
C331	Repair of fabricated metal products, machinery and equipment	-	9,987	-	-	-

Table 5.6 Number of Establishments and Cost by Type for Manufacturing Establishments by Region and Industry Group:
Philippines, 2018

(Values are in thousand Php. Except Number of Establishment. Details may not add-up to total due to rounding and/or statistical disclosure control.)

Continued

2009 PSIC Code	Region / Industry Description	Cost				
		Environmental Protection Expense	Depreciation Expense for Fixed Assets	Amortization Expense for Intangible Assets	Foreign Exchange Losses	Charitable Donations and Grants
		(17)	(18)	(19)	(20)	(21)
	Autonomous Region in Muslim Mindanao	-	114,082	1,542	-	182
C104	Manufacture of vegetable and animal oils and fats	S	S	S	S	S
C106	Manufacture of grain mill products, starches and starch products	-	82,702	1,009	-	60
C107	Manufacture of other food products	-	1,958	-	-	121
C108	Manufacture of prepared animal feeds	-	9	-	-	-
C110	Manufacture of beverages	-	2,164	-	-	-
C142	Custom tailoring and dressmaking	-	148	-	-	-
C181	Printing and service activities related to printing	-	1,658	532	-	-
C221	Manufacture of rubber products	S	S	S	S	S
C239	Manufacture of non-metallic mineral products, n.e.c.	-	55	-	-	-
C251	Manufacture of structural metal products, tanks, reservoirs and steam generators	-	28	-	-	-
C310	Manufacture of furniture	-	2,615	-	-	-

Table 5.6 Number of Establishments and Cost by Type for Manufacturing Establishments by Region and Industry Group:
Philippines, 2018

(Values are in thousand PhP. Except Number of Establishment. Details may not add-up to total due to rounding and/or statistical disclosure control.)

Continued

2009 PSIC Code	Region / Industry Description	Cost				
		Bad and Doubtful Debts	Loss from Sale of Assets	Loss Resulting from the Change in the Fair Value of Assets, Inventories	Loss from Sale of Investment Assets and Marketable Securities	Other Expense
		(22)	(23)	(24)	(25)	(26)
	Philippines	2,129,417	766,887	1,526,699	314,050	65,844,321
C101	Processing and preserving of meat	613,013	176	117,847	12,615	666,605
C102	Processing and preserving of fish, crustaceans and mollusks	22,391	-	23,950	258	2,120,568
C103	Processing and preserving of fruits and vegetables	8,021	48,345	23,299	-	6,080,615
C104	Manufacture of vegetable and animal oils and fats	39,755	-	119,634	-	1,040,905
C105	Manufacture of dairy products	7,884	4,475	1,292	-	314,422
C106	Manufacture of grain mill products, starches and starch products	68,918	250	3,840	-	1,135,854
C107	Manufacture of other food products	255,045	4,817	171,425	-	5,170,147
C108	Manufacture of prepared animal feeds	41,444	4,180	456	9,941	7,676,013
C110	Manufacture of beverages	322,947	1,687	20,744	-	6,045,097
C120	Manufacture of tobacco products	21,946	-	10,034	-	3,418,404
C131	Spinning, weaving and finishing of textiles	172	1,684	-	-	46,346
C139	Manufacture of other textiles	4,849	678	377	-	56,512
C141	Manufacture of wearing apparel, except fur apparel	42,454	4,527	219	-	953,628
C142	Custom tailoring and dressmaking	222	200	161	-	4,490
C143	Manufacture of knitted and crocheted apparel	-	703	163	-	43,589
C151	Tanning and dressing of leather; manufacture of luggage and handbags	-	-	-	-	21,844
C152	Manufacture of footwear	10,112	-	2,329	-	115,735
C161	Sawmilling and 1078lanning of wood	100	-	-	-	13,739
C162	Manufacture of products of wood, cork, straw and plaiting materials	5,814	-	-	248	307,070
C170	Manufacture of paper and paper products	27,532	45,983	43,241	196	488,941
C181	Printing and service activities related to printing	35,509	176	5,173	-	389,439
C182	Reproduction of recorded media	-	-	-	-	-
C192	Manufacture of refined petroleum products	1,556	-	708	-	96,925
C199	Manufacture of other fuel products	2,346	-	-	-	62,717
C201	Manufacture of basic chemicals	19,808	12,499	38,361	49	1,725,402
C202	Manufacture of other chemical products, n.e.c.	77,731	32,765	66,006	459	1,519,179
C203	Manufacture of man-made fibers	S	S	S	S	S
C210	Manufacture of pharmaceuticals, medicinal chemical and botanical products	85,358	1,317	612,222	-	3,629,964
C221	Manufacture of rubber products	1,081	1,552	33,268	-	502,101
C222	Manufacture of plastics products	34,802	4,192	5,909	77	637,147
C231	Manufacture of glass and glass products	23	-	-	147	1,451,894

Table 5.6 Number of Establishments and Cost by Type for Manufacturing Establishments by Region and Industry Group: Philippines, 2018

(Values are in thousand PhP. Except Number of Establishment. Details may not add-up to total due to rounding and/or statistical disclosure control.)

Continued

2009 PSIC Code	Region / Industry Description	Cost				
		Bad and Doubtful Debts	Loss from Sale of Assets	Loss Resulting from the Change in the Fair Value of Assets, Inventories	Loss from Sale of Investment Assets and Marketable Securities	Other Expense
		(22)	(23)	(24)	(25)	(26)
C239	Manufacture of non-metallic mineral products, n.e.c.	39,819	7,456	1,026	22,644	3,234,914
C241	Manufacture of basic iron and steel	51,392	56,258	9,081	4	386,483
C242	Manufacture of basic precious and other non-ferrous metals	36,584	-	-	-	1,169,764
C243	Casting of metals	165	-	6,141	-	70,441
C251	Manufacture of structural metal products, tanks, reservoirs and steam generators	2,629	1,338	-	-	218,685
C252	Manufacture of weapons and ammunition	1,136	-	-	-	10,035
C259	Manufacture of other fabricated metal products; metal working service activities	63,888	14,688	9,782	1,354	675,929
C261	Manufacture of electronic components	37,523	269,872	52,415	265,639	5,920,786
C262	Manufacture of computers and peripheral equipment and accessories	64	25,155	-	-	413,352
C263	Manufacture of communication equipment	-	13,634	-	-	42,300
C264	Manufacture of consumer electronics	13,227	8,907	7,312	-	152,986
C265	Manufacture of measuring, testing, navigating and control equipment; watches and clocks	1,726	-	-	-	51,007
C267	Manufacture of optical instruments and photographic equipment	1,763	12,796	2,447	-	186,473
C271	Manufacture of electric motors, generators, transformers and electricity distribution and control apparatus	16,367	4,193	7,224	93	137,178
C272	Manufacture of batteries and accumulators	904	-	-	-	27,048
C273	Manufacture of wiring and wiring devices	41,229	2,145	13,458	-	174,028
C274	Manufacture of electric lighting equipment	-	440	-	-	57,321
C275	Manufacture of domestic appliances	1,617	-	125	8	141,287
C279	Manufacture of other electrical equipment	2,888	632	-	-	200,251
C281	Manufacture of general purpose machinery	8,625	1,974	1,590	-	354,802
C282	Manufacture of special purpose machinery	2,240	1,027	-	209	576,336
C291	Manufacture of motor vehicles	18,874	1,428	-	-	278,544
C292	Manufacture of bodies (coachwork) for motor vehicles; manufacture of trailers and semi-trailers	-	-	-	-	23,244
C293	Manufacture of parts and accessories for motor vehicles	4,811	110,826	9,642	-	2,617,631

Table 5.6 Number of Establishments and Cost by Type for Manufacturing Establishments by Region and Industry Group:
Philippines, 2018

(Values are in thousand PhP. Except Number of Establishment. Details may not add-up to total due to rounding and/or statistical disclosure control.)

Continued

2009 PSIC Code	Region / Industry Description	Cost				
		Bad and Doubtful Debts	Loss from Sale of Assets	Loss Resulting from the Change in the Fair Value of Assets, Inventories	Loss from Sale of Investment Assets and Marketable Securities	Other Expense
		(22)	(23)	(24)	(25)	(26)
C301	Building of ships and boats	131	28,050	-	-	965,699
C302	Manufacture of railway locomotive and rolling stock	S	S	S	S	S
C303	Manufacture of air and spacecraft and related machinery	-	-	-	-	79,023
C309	Manufacture of transport equipment, n.e.c.	1,598	1,667	92,833	-	958,698
C310	Manufacture of furniture	8,687	932	534	-	139,134
C321	Manufacture of jewelry, bijouterie and related articles	-	23	2,546	23	8,155
C322	Manufacture of musical instruments	-	-	-	-	3,451
C323	Manufacture of sports goods	-	64	2,273	13	3,584
C324	Manufacture of games and toys	351	-	1,168	-	63,712
C325	Manufacture of medical and dental instruments and supplies	1,743	23,841	104	-	504,108
C329	Other manufacturing, n.e.c.	15,076	52	4,804	-	33,583
C331	Repair of fabricated metal products, machinery and equipment	3,530	9,281	1,536	74	228,363
C332	Installation of industrial machinery and equipment	-	-	-	-	131
National Capital Region		516,474	15,594	485,869	13,133	15,701,744
C101	Processing and preserving of meat	20,045	132	19,710	12,615	51,805
C102	Processing and preserving of fish, crustaceans and mollusks	3,717	-	2,932	-	994,289
C103	Processing and preserving of fruits and vegetables	5,040	-	102	-	793,817
C104	Manufacture of vegetable and animal oils and fats	-	-	109,852	-	469,691
C105	Manufacture of dairy products	7,667	873	1,292	-	309,729
C106	Manufacture of grain mill products, starches and starch products	11,872	-	3,784	-	238,022
C107	Manufacture of other food products	185,431	-	18,038	-	2,045,054
C108	Manufacture of prepared animal feeds	-	-	-	-	595,966
C110	Manufacture of beverages	38,605	-	3,907	-	772,363
C120	Manufacture of tobacco products	11,660	-	-	-	2,613,704
C131	Spinning, weaving and finishing of textiles	-	-	-	-	15,536
C139	Manufacture of other textiles	359	678	377	-	31,206
C141	Manufacture of wearing apparel, except fur apparel	6,494	-	-	-	60,834
C142	Custom tailoring and dressmaking	-	-	-	-	1,204
C143	Manufacture of knitted and crocheted apparel	-	703	-	-	6,604
C151	Tanning and dressing of leather; manufacture of luggage and handbags	-	-	-	-	6,377
C152	Manufacture of footwear	-	-	-	-	18,104
C161	Sawmilling and planing of wood	-	-	-	-	73

Table 5.6 Number of Establishments and Cost by Type for Manufacturing Establishments by Region and Industry Group: Philippines, 2018

(Values are in thousand Php. Except Number of Establishment. Details may not add-up to total due to rounding and/or statistical disclosure control.)

Continued

2009 PSIC Code	Region / Industry Description	Cost				
		Bad and Doubtful Debts	Loss from Sale of Assets	Loss Resulting from the Change in the Fair Value of Assets, Inventories	Loss from Sale of Investment Assets and Marketable Securities	Other Expense
		(22)	(23)	(24)	(25)	(26)
C162	Manufacture of products of wood, cork, straw and plaiting materials	-	-	-	-	2,617
C170	Manufacture of paper and paper products	18,207	-	32,145	-	161,131
C181	Printing and service activities related to printing	17,551	-	-	-	293,968
C192	Manufacture of refined petroleum products	-	-	-	-	391
C199	Manufacture of other fuel products	S	S	S	S	S
C201	Manufacture of basic chemicals	1,830	2,766	12,672	-	51,053
C202	Manufacture of other chemical products, n.e.c.	6,350	708	41,101	403	135,486
C203	Manufacture of man-made fibers	S	S	S	S	S
C210	Manufacture of pharmaceuticals, medicinal chemical and botanical products	73,093	-	206,456	-	3,428,597
C221	Manufacture of rubber products	-	-	-	-	21,947
C222	Manufacture of plastics products	388	-	-	-	112,722
C231	Manufacture of glass and glass products	-	-	-	-	54,305
C239	Manufacture of non-metallic mineral products, n.e.c.	4,158	-	-	-	355,578
C241	Manufacture of basic iron and steel	25,973	-	-	-	45,053
C242	Manufacture of basic precious and other non-ferrous metals	36,584	-	-	-	77,955
C243	Casting of metals	165	-	-	-	26,422
C251	Manufacture of structural metal products, tanks, reservoirs and steam generators	60	251	-	-	93,277
C252	Manufacture of weapons and ammunition	768	-	-	-	9,996
C259	Manufacture of other fabricated metal products; metal working service activities	12,760	-	-	-	245,723
C261	Manufacture of electronic components	2,998	-	26,131	-	629,553
C262	Manufacture of computers and peripheral equipment and accessories	S	S	S	S	S
C264	Manufacture of consumer electronics	-	-	-	-	1,335
C265	Manufacture of measuring, testing, navigating and control equipment; watches and clocks	-	-	-	-	561
C267	Manufacture of optical instruments and photographic equipment	S	S	S	S	S
C271	Manufacture of electric motors, generators, transformers and electricity distribution and control apparatus	36	64	491	93	3,615

Table 5.6 Number of Establishments and Cost by Type for Manufacturing Establishments by Region and Industry Group:
Philippines, 2018

(Values are in thousand PhP. Except Number of Establishment. Details may not add-up to total due to rounding and/or statistical disclosure control.)

Continued

2009 PSIC Code	Region / Industry Description	Cost				
		Bad and Doubtful Debts	Loss from Sale of Assets	Loss Resulting from the Change in the Fair Value of Assets, Inventories	Loss from Sale of Investment Assets and Marketable Securities	Other Expense
		(22)	(23)	(24)	(25)	(26)
C272	Manufacture of batteries and accumulators	S	S	S	S	S
C273	Manufacture of wiring and wiring devices	3,619	-	-	-	39,441
C274	Manufacture of electric lighting equipment	-	-	-	-	9,585
C275	Manufacture of domestic appliances	-	-	125	8	104,238
C279	Manufacture of other electrical equipment	-	-	-	-	49
C281	Manufacture of general purpose machinery	1,654	50	-	-	123,287
C282	Manufacture of special purpose machinery	65	139	-	-	17,912
C291	Manufacture of motor vehicles	-	-	-	-	382
C292	Manufacture of bodies (coachwork) for motor vehicles; manufacture of trailers and semi-trailers	-	-	-	-	7,528
C293	Manufacture of parts and accessories for motor vehicles	-	-	-	-	37,960
C301	Building of ships and boats	131	-	-	-	1,285
C303	Manufacture of air and spacecraft and related machinery	S	S	S	S	S
C309	Manufacture of transport equipment, n.e.c.	-	124	-	-	486,616
C310	Manufacture of furniture	-	-	-	-	26,008
C321	Manufacture of jewelry, bijouterie and related articles	-	-	-	-	239
C322	Manufacture of musical instruments	S	S	S	S	S
C323	Manufacture of sports goods	-	-	312	13	2,785
C324	Manufacture of games and toys	-	-	-	-	1
C325	Manufacture of medical and dental instruments and supplies	121	-	104	-	1,957
C329	Other manufacturing, n.e.c.	14,285	-	4,804	-	8,901
C331	Repair of fabricated metal products, machinery and equipment	2,379	9,106	1,536	-	29,646
C332	Installation of industrial machinery and equipment	-	-	-	-	131
	Cordillera Administrative Region	-	407	100	-	81,913
C101	Processing and preserving of meat	-	-	-	-	-
C102	Processing and preserving of fish, crustaceans and mollusks	-	-	-	-	-
C103	Processing and preserving of fruits and vegetables	-	-	-	-	5
C105	Manufacture of dairy products	S	S	S	S	S
C106	Manufacture of grain mill products, starches and starch products	-	-	-	-	-
C107	Manufacture of other food products	-	-	-	-	1,261
C110	Manufacture of beverages	-	-	-	-	347

Table 5.6 Number of Establishments and Cost by Type for Manufacturing Establishments by Region and Industry Group: Philippines, 2018

(Values are in thousand Php. Except Number of Establishment. Details may not add-up to total due to rounding and/or statistical disclosure control.)

Continued

2009 PSIC Code	Region / Industry Description	Cost				
		Bad and Doubtful Debts	Loss from Sale of Assets	Loss Resulting from the Change in the Fair Value of Assets, Inventories	Loss from Sale of Investment Assets and Marketable Securities	Other Expense
		(22)	(23)	(24)	(25)	(26)
C131	Spinning, weaving and finishing of textiles	-	-	-	-	1,866
C139	Manufacture of other textiles	-	-	-	-	800
C141	Manufacture of wearing apparel, except fur apparel	S	S	S	S	S
C142	Custom tailoring and dressmaking	-	200	100	-	199
C162	Manufacture of products of wood, cork, straw and plaiting materials	-	-	-	-	29
C181	Printing and service activities related to printing	-	-	-	-	-
C201	Manufacture of basic chemicals	-	-	-	-	145
C221	Manufacture of rubber products	-	-	-	-	-
C222	Manufacture of plastics products	S	S	S	S	S
C231	Manufacture of glass and glass products	S	S	S	S	S
C239	Manufacture of non-metallic mineral products, n.e.c.	-	-	-	-	7,507
C241	Manufacture of basic iron and steel	-	-	-	-	-
C251	Manufacture of structural metal products, tanks, reservoirs and steam generators	-	-	-	-	-
C259	Manufacture of other fabricated metal products; metal working service activities	-	-	-	-	-
C261	Manufacture of electronic components	S	S	S	S	S
C303	Manufacture of air and spacecraft and related machinery	S	S	S	S	S
C310	Manufacture of furniture	-	-	-	-	-
C321	Manufacture of jewelry, bijouterie and related articles	S	S	S	S	S
	I – Ilocos Region	3,048	612	3,492	-	95,468
C101	Processing and preserving of meat	256	-	-	-	395
C102	Processing and preserving of fish, crustaceans and mollusks	-	-	-	-	9,079
C103	Processing and preserving of fruits and vegetables	271	159	85	-	1,855
C105	Manufacture of dairy products	S	S	S	S	S
C106	Manufacture of grain mill products, starches and starch products	990	-	-	-	5,050
C107	Manufacture of other food products	-	408	408	-	5,118
C108	Manufacture of prepared animal feeds	-	-	-	-	231
C110	Manufacture of beverages	-	-	2,923	-	12,437
C120	Manufacture of tobacco products	S	S	S	S	S
C131	Spinning, weaving and finishing of textiles	-	-	-	-	-
C141	Manufacture of wearing apparel, except fur apparel	-	-	-	-	-

Table 5.6 Number of Establishments and Cost by Type for Manufacturing Establishments by Region and Industry Group:
Philippines, 2018

(Values are in thousand PhP. Except Number of Establishment. Details may not add-up to total due to rounding and/or statistical disclosure control.)

Continued

2009 PSIC Code	Region / Industry Description	Cost				
		Bad and Doubtful Debts	Loss from Sale of Assets	Loss Resulting from the Change in the Fair Value of Assets, Inventories	Loss from Sale of Investment Assets and Marketable Securities	Other Expense
		(22)	(23)	(24)	(25)	(26)
C142	Custom tailoring and dressmaking	-	-	-	-	11
C152	Manufacture of footwear	-	-	-	-	53
C162	Manufacture of products of wood, cork, straw and plaiting materials	-	-	-	-	-
C170	Manufacture of paper and paper products	1,439	-	-	-	488
C181	Printing and service activities related to printing	-	-	-	-	3,734
C201	Manufacture of basic chemicals	-	-	-	-	4,850
C210	Manufacture of pharmaceuticals, medicinal chemical and botanical products	S	S	S	S	S
C221	Manufacture of rubber products	-	-	-	-	-
C231	Manufacture of glass and glass products	-	-	-	-	-
C239	Manufacture of non-metallic mineral products, n.e.c.	-	-	-	-	47,326
C241	Manufacture of basic iron and steel	-	-	-	-	1,005
C251	Manufacture of structural metal products, tanks, reservoirs and steam generators	-	-	-	-	978
C259	Manufacture of other fabricated metal products; metal working service activities	-	-	-	-	-
C273	Manufacture of wiring and wiring devices	S	S	S	S	S
C282	Manufacture of special purpose machinery	S	S	S	S	S
C292	Manufacture of bodies (coachwork) for motor vehicles; manufacture of trailers and semi-trailers	-	-	-	-	156
C293	Manufacture of parts and accessories for motor vehicles	-	-	-	-	-
C309	Manufacture of transport equipment, n.e.c.	-	45	75	-	-
C321	Manufacture of jewelry, bijouterie and related articles	S	S	S	S	S
C324	Manufacture of games and toys	S	S	S	S	S
C329	Other manufacturing, n.e.c.	-	-	-	-	65
C331	Repair of fabricated metal products, machinery and equipment	-	-	-	-	1,078
II – Cagayan Valley		8,748	-	12,003	-	253,682
C101	Processing and preserving of meat	-	-	-	-	2,063
C102	Processing and preserving of fish, crustaceans and mollusks	-	-	-	-	-
C103	Processing and preserving of fruits and vegetables	-	-	-	-	41

Table 5.6 Number of Establishments and Cost by Type for Manufacturing Establishments by Region and Industry Group: Philippines, 2018

(Values are in thousand PhP. Except Number of Establishment. Details may not add-up to total due to rounding and/or statistical disclosure control.)

Continued

2009 PSIC Code	Region / Industry Description	Cost				
		Bad and Doubtful Debts	Loss from Sale of Assets	Loss Resulting from the Change in the Fair Value of Assets, Inventories	Loss from Sale of Investment Assets and Marketable Securities	Other Expense
		(22)	(23)	(24)	(25)	(26)
C104	Manufacture of vegetable and animal oils and fats	S	S	S	S	S
C105	Manufacture of dairy products	-	-	-	-	12
C106	Manufacture of grain mill products, starches and starch products	-	-	-	-	113,423
C107	Manufacture of other food products	1,530	-	967	-	1,076
C108	Manufacture of prepared animal feeds	-	-	-	-	7,536
C110	Manufacture of beverages	-	-	1,001	-	67,343
C120	Manufacture of tobacco products	6,458	-	10,034	-	828
C131	Spinning, weaving and finishing of textiles	-	-	-	-	-
C139	Manufacture of other textiles	-	-	-	-	-
C142	Custom tailoring and dressmaking	-	-	-	-	143
C151	Tanning and dressing of leather; manufacture of luggage and handbags	-	-	-	-	-
C162	Manufacture of products of wood, cork, straw and plaiting materials	-	-	-	-	-
C181	Printing and service activities related to printing	761	-	-	-	1,017
C182	Reproduction of recorded media	-	-	-	-	-
C199	Manufacture of other fuel products	S	S	S	S	S
C201	Manufacture of basic chemicals	S	S	S	S	S
C222	Manufacture of plastics products	-	-	-	-	-
C239	Manufacture of non-metallic mineral products, n.e.c.	-	-	-	-	970
C241	Manufacture of basic iron and steel	-	-	-	-	-
C251	Manufacture of structural metal products, tanks, reservoirs and steam generators	-	-	-	-	-
C252	Manufacture of weapons and ammunition	S	S	S	S	S
C259	Manufacture of other fabricated metal products; metal working service activities	-	-	-	-	-
C279	Manufacture of other electrical equipment	-	-	-	-	303
C282	Manufacture of special purpose machinery	-	-	-	-	1,538
C310	Manufacture of furniture	-	-	-	-	1,149
C321	Manufacture of jewelry, bijouterie and related articles	-	-	-	-	-
C329	Other manufacturing, n.e.c.	S	S	S	S	S
C331	Repair of fabricated metal products, machinery and equipment	-	-	-	-	63
III – Central Luzon		292,200	70,279	55,717	24,080	5,365,428
C101	Processing and preserving of meat	31,537	-	46	-	33,750

Table 5.6 Number of Establishments and Cost by Type for Manufacturing Establishments by Region and Industry Group:
Philippines, 2018

(Values are in thousand PhP. Except Number of Establishment. Details may not add-up to total due to rounding and/or statistical disclosure control.)

Continued

2009 PSIC Code	Region / Industry Description	Cost				
		Bad and Doubtful Debts	Loss from Sale of Assets	Loss Resulting from the Change in the Fair Value of Assets, Inventories	Loss from Sale of Investment Assets and Marketable Securities	Other Expense
		(22)	(23)	(24)	(25)	(26)
C102	Processing and preserving of fish, crustaceans and mollusks	511	-	-	58	181,419
C103	Processing and preserving of fruits and vegetables	873	-	10,209	-	57,361
C104	Manufacture of vegetable and animal oils and fats	-	-	-	-	103
C105	Manufacture of dairy products	125	3,602	-	-	1,311
C106	Manufacture of grain mill products, starches and starch products	33,691	-	-	-	3,512
C107	Manufacture of other food products	1,405	-	3,123	-	231,953
C108	Manufacture of prepared animal feeds	17,361	4,180	390	1,223	85,083
C110	Manufacture of beverages	106,764	-	777	-	1,021,099
C120	Manufacture of tobacco products	S	S	S	S	S
C131	Spinning, weaving and finishing of textiles	-	102	-	-	23,049
C139	Manufacture of other textiles	675	-	-	-	19,915
C141	Manufacture of wearing apparel, except fur apparel	-	219	219	-	763,281
C142	Custom tailoring and dressmaking	-	-	-	-	-
C143	Manufacture of knitted and crocheted apparel	-	-	-	-	776
C151	Tanning and dressing of leather; manufacture of luggage and handbags	-	-	-	-	12,116
C152	Manufacture of footwear	10,112	-	2,329	-	73,780
C161	Sawmilling and planing of wood	S	S	S	S	S
C162	Manufacture of products of wood, cork, straw and plaiting materials	2	-	-	-	7,730
C170	Manufacture of paper and paper products	707	7,019	-	-	225,726
C181	Printing and service activities related to printing	5	-	-	-	1,081
C192	Manufacture of refined petroleum products	618	-	708	-	163
C201	Manufacture of basic chemicals	683	8,444	663	-	81,160
C202	Manufacture of other chemical products, n.e.c.	11,358	11,384	-	-	28,336
C210	Manufacture of pharmaceuticals, medicinal chemical and botanical products	130	-	-	-	9,259
C221	Manufacture of rubber products	-	512	31,168	-	350,961
C222	Manufacture of plastics products	3,359	-	-	-	164,930
C231	Manufacture of glass and glass products	-	-	-	147	6,668
C239	Manufacture of non-metallic mineral products, n.e.c.	9,240	155	-	22,630	346,900
C241	Manufacture of basic iron and steel	13,138	-	5,718	-	158,125
C242	Manufacture of basic precious and other non-ferrous metals	-	-	-	-	12,435

Table 5.6 Number of Establishments and Cost by Type for Manufacturing Establishments by Region and Industry Group: Philippines, 2018

(Values are in thousand Php. Except Number of Establishment. Details may not add-up to total due to rounding and/or statistical disclosure control.)

Continued

2009 PSIC Code	Region / Industry Description	Cost				
		Bad and Doubtful Debts	Loss from Sale of Assets	Loss Resulting from the Change in the Fair Value of Assets, Inventories	Loss from Sale of Investment Assets and Marketable Securities	Other Expense
		(22)	(23)	(24)	(25)	(26)
C243	Casting of metals	-	-	-	-	1,195
C251	Manufacture of structural metal products, tanks, reservoirs and steam generators	2,300	-	-	-	13,739
C259	Manufacture of other fabricated metal products; metal working service activities	-	-	-	-	28,174
C261	Manufacture of electronic components	878	-	344	-	236,806
C262	Manufacture of computers and peripheral equipment and accessories	-	-	-	-	127,831
C263	Manufacture of communication equipment	S	S	S	S	S
C264	Manufacture of consumer electronics	-	-	-	-	28
C265	Manufacture of measuring, testing, navigating and control equipment; watches and clocks	1,726	-	-	-	370
C271	Manufacture of electric motors, generators, transformers and electricity distribution and control apparatus	4,611	-	-	-	1,913
C272	Manufacture of batteries and accumulators	S	S	S	S	S
C273	Manufacture of wiring and wiring devices	36,559	-	-	-	189
C274	Manufacture of electric lighting equipment	-	-	-	-	4,257
C275	Manufacture of domestic appliances	-	-	-	-	46
C279	Manufacture of other electrical equipment	-	-	-	-	-
C281	Manufacture of general purpose machinery	-	-	-	-	10,118
C282	Manufacture of special purpose machinery	-	-	-	-	2,636
C291	Manufacture of motor vehicles	711	-	-	-	199
C292	Manufacture of bodies (coachwork) for motor vehicles; manufacture of trailers and semi-trailers	S	S	S	S	S
C293	Manufacture of parts and accessories for motor vehicles	-	2,798	-	-	5,344
C301	Building of ships and boats	S	S	S	S	S
C303	Manufacture of air and spacecraft and related machinery	-	-	-	-	9,833
C309	Manufacture of transport equipment, n.e.c.	150	-	-	-	279
C310	Manufacture of furniture	-	-	-	-	15,262
C321	Manufacture of jewelry, bijouterie and related articles	-	23	23	23	419

Table 5.6 Number of Establishments and Cost by Type for Manufacturing Establishments by Region and Industry Group:
Philippines, 2018

(Values are in thousand PhP. Except Number of Establishment. Details may not add-up to total due to rounding and/or statistical disclosure control.)

Continued

2009 PSIC Code	Region / Industry Description	Cost				
		Bad and Doubtful Debts	Loss from Sale of Assets	Loss Resulting from the Change in the Fair Value of Assets, Inventories	Loss from Sale of Investment Assets and Marketable Securities	Other Expense
		(22)	(23)	(24)	(25)	(26)
C322	Manufacture of musical instruments	S	S	S	S	S
C323	Manufacture of sports goods	-	-	-	-	-
C324	Manufacture of games and toys	351	-	-	-	-
C325	Manufacture of medical and dental instruments and supplies	-	3,564	-	-	42,434
C329	Other manufacturing, n.e.c.	302	52	-	-	4,597
C331	Repair of fabricated metal products, machinery and equipment	967	176	-	-	100,832
C332	Installation of industrial machinery and equipment	S	S	S	S	S
IVA – CALABARZON		1,116,827	559,894	753,119	269,021	23,553,917
C101	Processing and preserving of meat	556,822	-	98,091	-	468,055
C102	Processing and preserving of fish, crustaceans and mollusks	6,727	-	-	-	330,685
C103	Processing and preserving of fruits and vegetables	873	47,848	7,516	-	8,298
C104	Manufacture of vegetable and animal oils and fats	2,161	-	-	-	174,674
C105	Manufacture of dairy products	-	-	-	-	224
C106	Manufacture of grain mill products, starches and starch products	-	-	-	-	27,216
C107	Manufacture of other food products	47,389	4,307	13,015	-	538,880
C108	Manufacture of prepared animal feeds	23,714	-	66	1,152	24,532
C110	Manufacture of beverages	144,491	-	7,085	-	3,271,088
C120	Manufacture of tobacco products	3,379	-	-	-	803,871
C131	Spinning, weaving and finishing of textiles	-	1,582	-	-	5,413
C139	Manufacture of other textiles	2,315	-	-	-	1,491
C141	Manufacture of wearing apparel, except fur apparel	35,714	-	-	-	88,984
C142	Custom tailoring and dressmaking	164	-	-	-	1,102
C143	Manufacture of knitted and crocheted apparel	-	-	163	-	36,209
C151	Tanning and dressing of leather; manufacture of luggage and handbags	-	-	-	-	480
C152	Manufacture of footwear	-	-	-	-	21,471
C161	Sawmilling and planing of wood	S	S	S	S	S
C162	Manufacture of products of wood, cork, straw and plaiting materials	5,800	-	-	201	276,911
C170	Manufacture of paper and paper products	1,200	-	9,423	196	27,783
C181	Printing and service activities related to printing	8,110	13	5,173	-	38,688
C182	Reproduction of recorded media	S	S	S	S	S
C192	Manufacture of refined petroleum products	S	S	S	S	S

Table 5.6 Number of Establishments and Cost by Type for Manufacturing Establishments by Region and Industry Group:
Philippines, 2018

(Values are in thousand PhP. Except Number of Establishment. Details may not add-up to total due to rounding and/or statistical disclosure control.)

Continued

2009 PSIC Code	Region / Industry Description	Cost				
		Bad and Doubtful Debts	Loss from Sale of Assets	Loss Resulting from the Change in the Fair Value of Assets, Inventories	Loss from Sale of Investment Assets and Marketable Securities	Other Expense
		(22)	(23)	(24)	(25)	(26)
C199	Manufacture of other fuel products	S	S	S	S	S
C201	Manufacture of basic chemicals	1,642	1,290	5,696	49	1,488,423
C202	Manufacture of other chemical products, n.e.c.	57,094	20,673	22,996	56	1,037,758
C210	Manufacture of pharmaceuticals, medicinal chemical and botanical products	12,136	1,317	405,766	-	147,331
C221	Manufacture of rubber products	1,081	1,039	-	-	76,169
C222	Manufacture of plastics products	27,824	3,884	5,391	77	313,000
C231	Manufacture of glass and glass products	23	-	-	-	1,384,957
C239	Manufacture of non-metallic mineral products, n.e.c.	13,631	5,319	1,026	14	1,795,666
C241	Manufacture of basic iron and steel	11,835	-	-	-	108,624
C242	Manufacture of basic precious and other non-ferrous metals	-	-	-	-	15,280
C243	Casting of metals	-	-	6,141	-	41,435
C251	Manufacture of structural metal products, tanks, reservoirs and steam generators	-	51	-	-	102,179
C252	Manufacture of weapons and ammunition	S	S	S	S	S
C259	Manufacture of other fabricated metal products; metal working service activities	48,665	14,688	9,272	1,354	290,219
C261	Manufacture of electronic components	33,648	269,872	25,941	265,639	4,979,167
C262	Manufacture of computers and peripheral equipment and accessories	-	25,155	-	-	285,521
C263	Manufacture of communication equipment	-	-	-	-	29,301
C264	Manufacture of consumer electronics	13,227	8,607	7,312	-	146,186
C265	Manufacture of measuring, testing, navigating and control equipment; watches and clocks	-	-	-	-	3,001
C267	Manufacture of optical instruments and photographic equipment	-	12,796	-	-	152,376
C271	Manufacture of electric motors, generators, transformers and electricity distribution and control apparatus	8,350	4,129	2,471	-	87,915
C272	Manufacture of batteries and accumulators	S	S	S	S	S
C273	Manufacture of wiring and wiring devices	1,051	2,145	13,458	-	32,220
C274	Manufacture of electric lighting equipment	-	440	-	-	43,342
C275	Manufacture of domestic appliances	1,617	-	-	-	32,682

Table 5.6 Number of Establishments and Cost by Type for Manufacturing Establishments by Region and Industry Group:
Philippines, 2018

(Values are in thousand PhP. Except Number of Establishment. Details may not add-up to total due to rounding and/or statistical disclosure control.)

Continued

2009 PSIC Code	Region / Industry Description	Cost				
		Bad and Doubtful Debts	Loss from Sale of Assets	Loss Resulting from the Change in the Fair Value of Assets, Inventories	Loss from Sale of Investment Assets and Marketable Securities	Other Expense
		(22)	(23)	(24)	(25)	(26)
C279	Manufacture of other electrical equipment	2,854	632	-	-	199,894
C281	Manufacture of general purpose machinery	6,971	1,924	1,590	-	213,274
C282	Manufacture of special purpose machinery	2,174	888	-	209	541,913
C291	Manufacture of motor vehicles	18,163	1,428	-	-	256,526
C292	Manufacture of bodies (coachwork) for motor vehicles; manufacture of trailers and semi-trailers	-	-	-	-	15,302
C293	Manufacture of parts and accessories for motor vehicles	4,138	108,028	9,642	-	2,467,811
C301	Building of ships and boats	-	-	-	-	14,458
C302	Manufacture of railway locomotive and rolling stock	S	S	S	S	S
C303	Manufacture of air and spacecraft and related machinery	S	S	S	S	S
C309	Manufacture of transport equipment, n.e.c.	1,448	1,497	92,757	-	443,132
C310	Manufacture of furniture	7,838	-	-	-	18,138
C321	Manufacture of jewelry, bijouterie and related articles	-	-	-	-	92
C322	Manufacture of musical instruments	S	S	S	S	S
C323	Manufacture of sports goods	-	64	1,961	-	615
C324	Manufacture of games and toys	-	-	1,168	-	1,634
C325	Manufacture of medical and dental instruments and supplies	1,622	20,277	-	-	456,830
C329	Other manufacturing, n.e.c.	-	-	-	-	13,210
C331	Repair of fabricated metal products, machinery and equipment	-	-	-	74	71,290
C332	Installation of industrial machinery and equipment	S	S	S	S	S
	MIMAROPA	1,138	148	-	-	85,488
C101	Processing and preserving of meat	-	-	-	-	-
C102	Processing and preserving of fish, crustaceans and mollusks	S	S	S	S	S
C103	Processing and preserving of fruits and vegetables	S	S	S	S	S
C104	Manufacture of vegetable and animal oils and fats	-	-	-	-	5,987
C105	Manufacture of dairy products	-	-	-	-	-
C106	Manufacture of grain mill products, starches and starch products	-	-	-	-	34,462
C107	Manufacture of other food products	-	-	-	-	5,297
C110	Manufacture of beverages	-	-	-	-	171
C131	Spinning, weaving and finishing of textiles	-	-	-	-	-

Table 5.6 Number of Establishments and Cost by Type for Manufacturing Establishments by Region and Industry Group: Philippines, 2018

(Values are in thousand PhP. Except Number of Establishment. Details may not add-up to total due to rounding and/or statistical disclosure control.)

Continued

2009 PSIC Code	Region / Industry Description	Cost				
		Bad and Doubtful Debts	Loss from Sale of Assets	Loss Resulting from the Change in the Fair Value of Assets, Inventories	Loss from Sale of Investment Assets and Marketable Securities	Other Expense
		(22)	(23)	(24)	(25)	(26)
C141	Manufacture of wearing apparel, except fur apparel	-	-	-	-	-
C142	Custom tailoring and dressmaking	-	-	-	-	17
C151	Tanning and dressing of leather; manufacture of luggage and handbags	-	-	-	-	-
C161	Sawmilling and planing of wood	-	-	-	-	50
C162	Manufacture of products of wood, cork, straw and plaiting materials	-	-	-	-	221
C181	Printing and service activities related to printing	-	-	-	-	1,081
C201	Manufacture of basic chemicals	-	-	-	-	-
C202	Manufacture of other chemical products, n.e.c.	S	S	S	S	S
C210	Manufacture of pharmaceuticals, medicinal chemical and botanical products	S	S	S	S	S
C222	Manufacture of plastics products	-	-	-	-	243
C239	Manufacture of non-metallic mineral products, n.e.c.	300	148	-	-	-
C241	Manufacture of basic iron and steel	-	-	-	-	-
C242	Manufacture of basic precious and other non-ferrous metals	S	S	S	S	S
C259	Manufacture of other fabricated metal products; metal working service activities	-	-	-	-	-
C282	Manufacture of special purpose machinery	S	S	S	S	S
C310	Manufacture of furniture	838	-	-	-	1,341
C331	Repair of fabricated metal products, machinery and equipment	-	-	-	-	16
V – Bicol Region		2,921	18,964	1,734	47	540,607
C101	Processing and preserving of meat	100	-	-	-	1,131
C102	Processing and preserving of fish, crustaceans and mollusks	-	-	-	-	16,467
C103	Processing and preserving of fruits and vegetables	-	-	-	-	22
C104	Manufacture of vegetable and animal oils and fats	-	-	-	-	10,703
C105	Manufacture of dairy products	-	-	-	-	159
C106	Manufacture of grain mill products, starches and starch products	-	-	-	-	6,143
C107	Manufacture of other food products	453	-	-	-	5,561
C108	Manufacture of prepared animal feeds	-	-	-	-	1,297
C110	Manufacture of beverages	-	-	-	-	76,112
C120	Manufacture of tobacco products	S	S	S	S	S

Table 5.6 Number of Establishments and Cost by Type for Manufacturing Establishments by Region and Industry Group:
Philippines, 2018

(Values are in thousand PhP. Except Number of Establishment. Details may not add-up to total due to rounding and/or statistical disclosure control.)

Continued

2009 PSIC Code	Region / Industry Description	Cost				
		Bad and Doubtful Debts	Loss from Sale of Assets	Loss Resulting from the Change in the Fair Value of Assets, Inventories	Loss from Sale of Investment Assets and Marketable Securities	Other Expense
		(22)	(23)	(24)	(25)	(26)
C131	Spinning, weaving and finishing of textiles	-	-	-	-	-
C139	Manufacture of other textiles	700	-	-	-	2,446
C141	Manufacture of wearing apparel, except fur apparel	-	-	-	-	-
C142	Custom tailoring and dressmaking	-	-	61	-	261
C151	Tanning and dressing of leather; manufacture of luggage and handbags	-	-	-	-	-
C152	Manufacture of footwear	-	-	-	-	-
C162	Manufacture of products of wood, cork, straw and plaiting materials	-	-	-	47	2,234
C170	Manufacture of paper and paper products	468	18,964	1,673	-	19,940
C181	Printing and service activities related to printing	674	-	-	-	3,292
C201	Manufacture of basic chemicals	7	-	-	-	1,331
C210	Manufacture of pharmaceuticals, medicinal chemical and botanical products	-	-	-	-	321
C231	Manufacture of glass and glass products	S	S	S	S	S
C239	Manufacture of non-metallic mineral products, n.e.c.	-	-	-	-	274
C241	Manufacture of basic iron and steel	-	-	-	-	2,288
C242	Manufacture of basic precious and other non-ferrous metals	S	S	S	S	S
C251	Manufacture of structural metal products, tanks, reservoirs and steam generators	267	-	-	-	1,921
C259	Manufacture of other fabricated metal products; metal working service activities	-	-	-	-	-
C281	Manufacture of general purpose machinery	-	-	-	-	-
C282	Manufacture of special purpose machinery	-	-	-	-	-
C293	Manufacture of parts and accessories for motor vehicles	-	-	-	-	8
C310	Manufacture of furniture	-	-	-	-	486
C329	Other manufacturing, n.e.c.	252	-	-	-	-
C331	Repair of fabricated metal products, machinery and equipment	-	-	-	-	113
VI – Western Visayas		37,540	1,687	140,796	200	2,145,098
C101	Processing and preserving of meat	-	-	-	-	5,531
C102	Processing and preserving of fish, crustaceans and mollusks	21	-	-	200	13,479

Table 5.6 Number of Establishments and Cost by Type for Manufacturing Establishments by Region and Industry Group: Philippines, 2018

(Values are in thousand PhP. Except Number of Establishment. Details may not add-up to total due to rounding and/or statistical disclosure control.)

Continued

2009 PSIC Code	Region / Industry Description	Cost				
		Bad and Doubtful Debts	Loss from Sale of Assets	Loss Resulting from the Change in the Fair Value of Assets, Inventories	Loss from Sale of Investment Assets and Marketable Securities	Other Expense
		(22)	(23)	(24)	(25)	(26)
C103	Processing and preserving of fruits and vegetables	S	S	S	S	S
C104	Manufacture of vegetable and animal oils and fats	-	-	-	-	4,482
C105	Manufacture of dairy products	-	-	-	-	12
C106	Manufacture of grain mill products, starches and starch products	-	-	-	-	12,587
C107	Manufacture of other food products	14,941	-	121,466	-	1,780,717
C108	Manufacture of prepared animal feeds	-	-	-	-	20,805
C110	Manufacture of beverages	14,663	1,687	-	-	271,153
C131	Spinning, weaving and finishing of textiles	-	-	-	-	7
C139	Manufacture of other textiles	-	-	-	-	-
C141	Manufacture of wearing apparel, except fur apparel	-	-	-	-	469
C142	Custom tailoring and dressmaking	-	-	-	-	26
C161	Sawmilling and planing of wood	-	-	-	-	228
C162	Manufacture of products of wood, cork, straw and plaiting materials	-	-	-	-	-
C181	Printing and service activities related to printing	-	-	-	-	732
C192	Manufacture of refined petroleum products	S	S	S	S	S
C201	Manufacture of basic chemicals	7,585	-	19,330	-	28,314
C202	Manufacture of other chemical products, n.e.c.	S	S	S	S	S
C210	Manufacture of pharmaceuticals, medicinal chemical and botanical products	-	-	-	-	98
C221	Manufacture of rubber products	-	-	-	-	-
C222	Manufacture of plastics products	-	-	-	-	202
C231	Manufacture of glass and glass products	-	-	-	-	-
C239	Manufacture of non-metallic mineral products, n.e.c.	65	-	-	-	1,019
C241	Manufacture of basic iron and steel	-	-	-	-	526
C243	Casting of metals	-	-	-	-	758
C251	Manufacture of structural metal products, tanks, reservoirs and steam generators	-	-	-	-	1,129
C259	Manufacture of other fabricated metal products; metal working service activities	-	-	-	-	-
C265	Manufacture of measuring, testing, navigating and control equipment; watches and clocks	S	S	S	S	S
C267	Manufacture of optical instruments and photographic equipment	S	S	S	S	S
C282	Manufacture of special purpose machinery	-	-	-	-	-

Table 5.6 Number of Establishments and Cost by Type for Manufacturing Establishments by Region and Industry Group:
Philippines, 2018

(Values are in thousand PhP. Except Number of Establishment. Details may not add-up to total due to rounding and/or statistical disclosure control.)

Continued

2009 PSIC Code	Region / Industry Description	Cost				
		Bad and Doubtful Debts	Loss from Sale of Assets	Loss Resulting from the Change in the Fair Value of Assets, Inventories	Loss from Sale of Investment Assets and Marketable Securities	Other Expense
		(22)	(23)	(24)	(25)	(26)
C293	Manufacture of parts and accessories for motor vehicles	-	-	-	-	-
C310	Manufacture of furniture	-	-	-	-	1,358
C321	Manufacture of jewelry, bijouterie and related articles	-	-	-	-	18
C329	Other manufacturing, n.e.c.	-	-	-	-	517
C331	Repair of fabricated metal products, machinery and equipment	-	-	-	-	799
VII – Central Visayas		39,329	98,569	34,672	-	2,931,491
C101	Processing and preserving of meat	885	-	-	-	78,977
C102	Processing and preserving of fish, crustaceans and mollusks	6,331	-	179	-	194,801
C103	Processing and preserving of fruits and vegetables	-	-	3,507	-	19,333
C104	Manufacture of vegetable and animal oils and fats	-	-	-	-	40,168
C105	Manufacture of dairy products	-	-	-	-	1,158
C106	Manufacture of grain mill products, starches and starch products	6,544	-	-	-	1,426
C107	Manufacture of other food products	-	102	14,408	-	403,821
C108	Manufacture of prepared animal feeds	369	-	-	-	229,554
C110	Manufacture of beverages	1,761	-	3,177	-	263,657
C131	Spinning, weaving and finishing of textiles	172	-	-	-	475
C139	Manufacture of other textiles	-	-	-	-	365
C141	Manufacture of wearing apparel, except fur apparel	212	4,308	-	-	35,070
C142	Custom tailoring and dressmaking	-	-	-	-	121
C151	Tanning and dressing of leather; manufacture of luggage and handbags	S	S	S	S	S
C152	Manufacture of footwear	-	-	-	-	2,324
C161	Sawmilling and planing of wood	-	-	-	-	5,710
C162	Manufacture of products of wood, cork, straw and plaiting materials	-	-	-	-	3,955
C170	Manufacture of paper and paper products	560	20,000	-	-	8,556
C181	Printing and service activities related to printing	1,923	163	-	-	33,671
C201	Manufacture of basic chemicals	164	-	-	-	54,766
C202	Manufacture of other chemical products, n.e.c.	1,139	-	-	-	37,191
C210	Manufacture of pharmaceuticals, medicinal chemical and botanical products	-	-	-	-	2,379
C221	Manufacture of rubber products	-	-	2,100	-	50,026
C222	Manufacture of plastics products	172	-	-	-	10,759

Table 5.6 Number of Establishments and Cost by Type for Manufacturing Establishments by Region and Industry Group: Philippines, 2018

(Values are in thousand PhP. Except Number of Establishment. Details may not add-up to total due to rounding and/or statistical disclosure control.)

Continued

2009 PSIC Code	Region / Industry Description	Cost				
		Bad and Doubtful Debts	Loss from Sale of Assets	Loss Resulting from the Change in the Fair Value of Assets, Inventories	Loss from Sale of Investment Assets and Marketable Securities	Other Expense
		(22)	(23)	(24)	(25)	(26)
C231	Manufacture of glass and glass products	-	-	-	-	5,813
C239	Manufacture of non-metallic mineral products, n.e.c.	12,426	1,834	-	-	645,984
C241	Manufacture of basic iron and steel	446	56,258	1,031	-	46,587
C242	Manufacture of basic precious and other non-ferrous metals	S	S	S	S	S
C243	Casting of metals	-	-	-	-	300
C251	Manufacture of structural metal products, tanks, reservoirs and steam generators	2	1,037	-	-	831
C252	Manufacture of weapons and ammunition	S	S	S	S	S
C259	Manufacture of other fabricated metal products; metal working service activities	15	-	510	-	8,477
C261	Manufacture of electronic components	-	-	-	-	75,259
C262	Manufacture of computers and peripheral equipment and accessories	S	S	S	S	S
C263	Manufacture of communication equipment	S	S	S	S	S
C264	Manufacture of consumer electronics	-	300	-	-	4,666
C265	Manufacture of measuring, testing, navigating and control equipment; watches and clocks	-	-	-	-	47,060
C267	Manufacture of optical instruments and photographic equipment	1,763	-	2,447	-	16,170
C271	Manufacture of electric motors, generators, transformers and electricity distribution and control apparatus	3,371	-	4,262	-	43,735
C273	Manufacture of wiring and wiring devices	S	S	S	S	S
C274	Manufacture of electric lighting equipment	-	-	-	-	137
C275	Manufacture of domestic appliances	S	S	S	S	S
C279	Manufacture of other electrical equipment	S	S	S	S	S
C281	Manufacture of general purpose machinery	-	-	-	-	5,769
C282	Manufacture of special purpose machinery	-	-	-	-	794
C291	Manufacture of motor vehicles	-	-	-	-	21,431
C293	Manufacture of parts and accessories for motor vehicles	673	-	-	-	106,499
C301	Building of ships and boats	-	-	-	-	115,569
C309	Manufacture of transport equipment, n.e.c.	-	-	-	-	28,671

Table 5.6 Number of Establishments and Cost by Type for Manufacturing Establishments by Region and Industry Group:
Philippines, 2018

(Values are in thousand PhP. Except Number of Establishment. Details may not add-up to total due to rounding and/or statistical disclosure control.)

Continued

2009 PSIC Code	Region / Industry Description	Cost				
		Bad and Doubtful Debts	Loss from Sale of Assets	Loss Resulting from the Change in the Fair Value of Assets, Inventories	Loss from Sale of Investment Assets and Marketable Securities	Other Expense
		(22)	(23)	(24)	(25)	(26)
C310	Manufacture of furniture	-	932	527	-	69,514
C321	Manufacture of jewelry, bijouterie and related articles	-	-	2,523	-	7,387
C322	Manufacture of musical instruments	S	S	S	S	S
C323	Manufacture of sports goods	S	S	S	S	S
C324	Manufacture of games and toys	S	S	S	S	S
C325	Manufacture of medical and dental instruments and supplies	-	-	-	-	2,887
C329	Other manufacturing, n.e.c.	-	-	-	-	4,447
C331	Repair of fabricated metal products, machinery and equipment	-	-	-	-	7,855
VIII – Eastern Visayas		592	-	57	-	633,705
C101	Processing and preserving of meat	S	S	S	S	S
C102	Processing and preserving of fish, crustaceans and mollusks	-	-	-	-	3
C103	Processing and preserving of fruits and vegetables	-	-	-	-	327
C104	Manufacture of vegetable and animal oils and fats	-	-	-	-	10,173
C105	Manufacture of dairy products	S	S	S	S	S
C106	Manufacture of grain mill products, starches and starch products	-	-	57	-	892
C107	Manufacture of other food products	-	-	-	-	13,235
C110	Manufacture of beverages	-	-	-	-	36,065
C131	Spinning, weaving and finishing of textiles	-	-	-	-	-
C139	Manufacture of other textiles	S	S	S	S	S
C141	Manufacture of wearing apparel, except fur apparel	-	-	-	-	-
C142	Custom tailoring and dressmaking	-	-	-	-	-
C162	Manufacture of products of wood, cork, straw and plaiting materials	-	-	-	-	-
C170	Manufacture of paper and paper products	355	-	-	-	321
C181	Printing and service activities related to printing	-	-	-	-	1,223
C201	Manufacture of basic chemicals	-	-	-	-	2,197
C210	Manufacture of pharmaceuticals, medicinal chemical and botanical products	S	S	S	S	S
C222	Manufacture of plastics products	-	-	-	-	12
C231	Manufacture of glass and glass products	-	-	-	-	-
C239	Manufacture of non-metallic mineral products, n.e.c.	-	-	-	-	29
C241	Manufacture of basic iron and steel	-	-	-	-	-
C242	Manufacture of basic precious and other non-ferrous metals	S	S	S	S	S

Table 5.6 Number of Establishments and Cost by Type for Manufacturing Establishments by Region and Industry Group: Philippines, 2018

(Values are in thousand PhP. Except Number of Establishment. Details may not add-up to total due to rounding and/or statistical disclosure control.)

Continued

2009 PSIC Code	Region / Industry Description	Cost				
		Bad and Doubtful Debts	Loss from Sale of Assets	Loss Resulting from the Change in the Fair Value of Assets, Inventories	Loss from Sale of Investment Assets and Marketable Securities	Other Expense
		(22)	(23)	(24)	(25)	(26)
C243	Casting of metals	S	S	S	S	S
C251	Manufacture of structural metal products, tanks, reservoirs and steam generators	-	-	-	-	-
C259	Manufacture of other fabricated metal products; metal working service activities	-	-	-	-	-
C273	Manufacture of wiring and wiring devices	S	S	S	S	S
C282	Manufacture of special purpose machinery	S	S	S	S	S
C310	Manufacture of furniture	-	-	-	-	-
C321	Manufacture of jewelry, bijouterie and related articles	-	-	-	-	-
C329	Other manufacturing, n.e.c.	237	-	-	-	46
C331	Repair of fabricated metal products, machinery and equipment	-	-	-	-	1,918
	IX – Zamboanga Peninsula	2,067	-	-	-	284,163
C101	Processing and preserving of meat	-	-	-	-	521
C102	Processing and preserving of fish, crustaceans and mollusks	848	-	-	-	242,231
C104	Manufacture of vegetable and animal oils and fats	-	-	-	-	11,293
C105	Manufacture of dairy products	-	-	-	-	24
C106	Manufacture of grain mill products, starches and starch products	-	-	-	-	4,352
C107	Manufacture of other food products	-	-	-	-	11,713
C108	Manufacture of prepared animal feeds	S	S	S	S	S
C110	Manufacture of beverages	-	-	-	-	766
C139	Manufacture of other textiles	S	S	S	S	S
C142	Custom tailoring and dressmaking	-	-	-	-	49
C161	Sawmilling and planing of wood	-	-	-	-	16
C162	Manufacture of products of wood, cork, straw and plaiting materials	S	S	S	S	S
C181	Printing and service activities related to printing	-	-	-	-	227
C221	Manufacture of rubber products	-	-	-	-	2,976
C222	Manufacture of plastics products	-	-	-	-	-
C231	Manufacture of glass and glass products	-	-	-	-	-
C239	Manufacture of non-metallic mineral products, n.e.c.	-	-	-	-	91
C241	Manufacture of basic iron and steel	-	-	-	-	733
C251	Manufacture of structural metal products, tanks, reservoirs and steam generators	-	-	-	-	134

Table 5.6 Number of Establishments and Cost by Type for Manufacturing Establishments by Region and Industry Group:
Philippines, 2018

(Values are in thousand PhP. Except Number of Establishment. Details may not add-up to total due to rounding and/or statistical disclosure control.)

Continued

2009 PSIC Code	Region / Industry Description	Cost				
		Bad and Doubtful Debts	Loss from Sale of Assets	Loss Resulting from the Change in the Fair Value of Assets, Inventories	Loss from Sale of Investment Assets and Marketable Securities	Other Expense
		(22)	(23)	(24)	(25)	(26)
C259	Manufacture of other fabricated metal products; metal working service activities	1,219	-	-	-	8,026
C310	Manufacture of furniture	-	-	-	-	364
C321	Manufacture of jewelry, bijouterie and related articles	S	S	S	S	S
C329	Other manufacturing, n.e.c.	-	-	-	-	-
C331	Repair of fabricated metal products, machinery and equipment	-	-	-	-	34
	X – Northern Mindanao	34,065	294	5,010	7,570	12,603,000
C101	Processing and preserving of meat	3,368	44	-	-	14,109
C102	Processing and preserving of fish, crustaceans and mollusks	S	S	S	S	S
C103	Processing and preserving of fruits and vegetables	1	-	-	-	5,196,668
C104	Manufacture of vegetable and animal oils and fats	-	-	-	-	67,594
C105	Manufacture of dairy products	-	-	-	-	1,498
C106	Manufacture of grain mill products, starches and starch products	14,069	250	-	-	680,681
C107	Manufacture of other food products	824	-	-	-	24,039
C108	Manufacture of prepared animal feeds	-	-	-	7,567	6,422,459
C110	Manufacture of beverages	878	-	769	-	8,578
C131	Spinning, weaving and finishing of textiles	-	-	-	-	-
C139	Manufacture of other textiles	-	-	-	-	-
C141	Manufacture of wearing apparel, except fur apparel	-	-	-	-	3,721
C142	Custom tailoring and dressmaking	58	-	-	-	270
C152	Manufacture of footwear	-	-	-	-	-
C161	Sawmilling and planing of wood	-	-	-	-	7,444
C162	Manufacture of products of wood, cork, straw and plaiting materials	-	-	-	-	656
C170	Manufacture of paper and paper products	4,392	-	-	-	30,972
C181	Printing and service activities related to printing	22	-	-	-	3,953
C192	Manufacture of refined petroleum products	-	-	-	-	215
C201	Manufacture of basic chemicals	7,896	-	-	-	10,168
C202	Manufacture of other chemical products, n.e.c.	1,789	-	1,909	-	65,855
C210	Manufacture of pharmaceuticals, medicinal chemical and botanical products	S	S	S	S	S
C221	Manufacture of rubber products	S	S	S	S	S
C222	Manufacture of plastics products	759	-	-	-	20,067

Table 5.6 Number of Establishments and Cost by Type for Manufacturing Establishments by Region and Industry Group: Philippines, 2018

(Values are in thousand PhP. Except Number of Establishment. Details may not add-up to total due to rounding and/or statistical disclosure control.)

Continued

2009 PSIC Code	Region / Industry Description	Cost				
		Bad and Doubtful Debts	Loss from Sale of Assets	Loss Resulting from the Change in the Fair Value of Assets, Inventories	Loss from Sale of Investment Assets and Marketable Securities	Other Expense
		(22)	(23)	(24)	(25)	(26)
C231	Manufacture of glass and glass products	-	-	-	-	-
C239	Manufacture of non-metallic mineral products, n.e.c.	-	-	-	-	2,995
C241	Manufacture of basic iron and steel	-	-	2,332	4	18,107
C243	Casting of metals	-	-	-	-	-
C251	Manufacture of structural metal products, tanks, reservoirs and steam generators	-	-	-	-	745
C259	Manufacture of other fabricated metal products; metal working service activities	-	-	-	-	-
C264	Manufacture of consumer electronics	S	S	S	S	S
C271	Manufacture of electric motors, generators, transformers and electricity distribution and control apparatus	S	S	S	S	S
C281	Manufacture of general purpose machinery	S	S	S	S	S
C282	Manufacture of special purpose machinery	S	S	S	S	S
C291	Manufacture of motor vehicles	-	-	-	-	6
C293	Manufacture of parts and accessories for motor vehicles	-	-	-	-	-
C310	Manufacture of furniture	10	-	-	-	1,654
C321	Manufacture of jewelry, bijouterie and related articles	S	S	S	S	S
C324	Manufacture of games and toys	S	S	S	S	S
C329	Other manufacturing, n.e.c.	S	S	S	S	S
C331	Repair of fabricated metal products, machinery and equipment	-	-	-	-	3,414
XI – Davao Region		56,696	101	3,502	-	1,006,526
C101	Processing and preserving of meat	-	-	-	-	7,757
C102	Processing and preserving of fish, crustaceans and mollusks	-	-	-	-	598
C103	Processing and preserving of fruits and vegetables	700	-	1,879	-	2,774
C104	Manufacture of vegetable and animal oils and fats	28,288	-	-	-	93,368
C105	Manufacture of dairy products	-	-	-	-	8
C106	Manufacture of grain mill products, starches and starch products	1,687	-	-	-	1,261
C107	Manufacture of other food products	377	-	-	-	35,108
C108	Manufacture of prepared animal feeds	-	-	-	-	288,451
C110	Manufacture of beverages	15,784	-	1,105	-	243,470
C120	Manufacture of tobacco products	S	S	S	S	S

Table 5.6 Number of Establishments and Cost by Type for Manufacturing Establishments by Region and Industry Group:
Philippines, 2018

(Values are in thousand PhP. Except Number of Establishment. Details may not add-up to total due to rounding and/or statistical disclosure control.)

Continued

2009 PSIC Code	Region / Industry Description	Cost				
		Bad and Doubtful Debts	Loss from Sale of Assets	Loss Resulting from the Change in the Fair Value of Assets, Inventories	Loss from Sale of Investment Assets and Marketable Securities	Other Expense
		(22)	(23)	(24)	(25)	(26)
C139	Manufacture of other textiles	800	-	-	-	182
C141	Manufacture of wearing apparel, except fur apparel	-	-	-	-	1,001
C142	Custom tailoring and dressmaking	-	-	-	-	93
C152	Manufacture of footwear	-	-	-	-	3
C161	Sawmilling and planing of wood	80	-	-	-	-
C162	Manufacture of products of wood, cork, straw and plaiting materials	12	-	-	-	7,908
C170	Manufacture of paper and paper products	203	-	-	-	14,025
C181	Printing and service activities related to printing	6,464	-	-	-	3,441
C192	Manufacture of refined petroleum products	S	S	S	S	S
C201	Manufacture of basic chemicals	-	-	-	-	2,021
C202	Manufacture of other chemical products, n.e.c.	-	-	-	-	208,831
C210	Manufacture of pharmaceuticals, medicinal chemical and botanical products	-	-	-	-	39,858
C221	Manufacture of rubber products	-	-	-	-	24
C222	Manufacture of plastics products	2,300	101	518	-	14,746
C231	Manufacture of glass and glass products	-	-	-	-	152
C239	Manufacture of non-metallic mineral products, n.e.c.	-	-	-	-	25,635
C241	Manufacture of basic iron and steel	-	-	-	-	5,314
C242	Manufacture of basic precious and other non-ferrous metals	-	-	-	-	4,634
C243	Casting of metals	S	S	S	S	S
C251	Manufacture of structural metal products, tanks, reservoirs and steam generators	-	-	-	-	906
C252	Manufacture of weapons and ammunition	S	S	S	S	S
C259	Manufacture of other fabricated metal products; metal working service activities	-	-	-	-	63
C265	Manufacture of measuring, testing, navigating and control equipment; watches and clocks	S	S	S	S	S
C271	Manufacture of electric motors, generators, transformers and electricity distribution and control apparatus	S	S	S	S	S
C275	Manufacture of domestic appliances	-	-	-	-	924
C281	Manufacture of general purpose machinery	-	-	-	-	39
C282	Manufacture of special purpose machinery	-	-	-	-	155

Table 5.6 Number of Establishments and Cost by Type for Manufacturing Establishments by Region and Industry Group:
Philippines, 2018

(Values are in thousand PhP. Except Number of Establishment. Details may not add-up to total due to rounding and/or statistical disclosure control.)

Continued

2009 PSIC Code	Region / Industry Description	Cost				
		Bad and Doubtful Debts	Loss from Sale of Assets	Loss Resulting from the Change in the Fair Value of Assets, Inventories	Loss from Sale of Investment Assets and Marketable Securities	Other Expense
		(22)	(23)	(24)	(25)	(26)
C291	Manufacture of motor vehicles	S	S	S	S	S
C293	Manufacture of parts and accessories for motor vehicles	-	-	-	-	9
C301	Building of ships and boats	S	S	S	S	S
C310	Manufacture of furniture	-	-	-	-	1,854
C321	Manufacture of jewelry, bijouterie and related articles	-	-	-	-	-
C329	Other manufacturing, n.e.c.	-	-	-	-	609
C331	Repair of fabricated metal products, machinery and equipment	-	-	-	-	1,024
	XII – SOCCSKSARGEN	16,523	338	30,627	-	434,894
C101	Processing and preserving of meat	-	-	-	-	2,130
C102	Processing and preserving of fish, crustaceans and mollusks	4,237	-	20,839	-	135,911
C103	Processing and preserving of fruits and vegetables	S	S	S	S	S
C104	Manufacture of vegetable and animal oils and fats	9,306	-	9,782	-	114,889
C105	Manufacture of dairy products	-	-	-	-	-
C106	Manufacture of grain mill products, starches and starch products	65	-	-	-	3,662
C107	Manufacture of other food products	2,696	-	-	-	61,646
C108	Manufacture of prepared animal feeds	-	-	-	-	94
C110	Manufacture of beverages	-	-	-	-	446
C131	Spinning, weaving and finishing of textiles	-	-	-	-	-
C139	Manufacture of other textiles	-	-	-	-	4
C141	Manufacture of wearing apparel, except fur apparel	34	-	-	-	1
C142	Custom tailoring and dressmaking	-	-	-	-	270
C161	Sawmilling and planing of wood	-	-	-	-	-
C162	Manufacture of products of wood, cork, straw and plaiting materials	-	-	-	-	2,974
C170	Manufacture of paper and paper products	-	-	-	-	-
C181	Printing and service activities related to printing	-	-	-	-	2,398
C192	Manufacture of refined petroleum products	S	S	S	S	S
C201	Manufacture of basic chemicals	-	-	-	-	505
C202	Manufacture of other chemical products, n.e.c.	S	S	S	S	S
C221	Manufacture of rubber products	S	S	S	S	S
C222	Manufacture of plastics products	S	S	S	S	S
C231	Manufacture of glass and glass products	S	S	S	S	S

Table 5.6 Number of Establishments and Cost by Type for Manufacturing Establishments by Region and Industry Group:
Philippines, 2018

(Values are in thousand PhP. Except Number of Establishment. Details may not add-up to total due to rounding and/or statistical disclosure control.)

Continued

2009 PSIC Code	Region / Industry Description	Cost				
		Bad and Doubtful Debts	Loss from Sale of Assets	Loss Resulting from the Change in the Fair Value of Assets, Inventories	Loss from Sale of Investment Assets and Marketable Securities	Other Expense
		(22)	(23)	(24)	(25)	(26)
C239	Manufacture of non-metallic mineral products, n.e.c.	-	-	-	-	128
C241	Manufacture of basic iron and steel	-	-	-	-	122
C243	Casting of metals	S	S	S	S	S
C251	Manufacture of structural metal products, tanks, reservoirs and steam generators	-	-	-	-	2,848
C259	Manufacture of other fabricated metal products; metal working service activities	-	-	-	-	95,240
C301	Building of ships and boats	S	S	S	S	S
C310	Manufacture of furniture	-	-	7	-	762
C323	Manufacture of sports goods	S	S	S	S	S
C331	Repair of fabricated metal products, machinery and equipment	185	-	-	-	10,227
	XIII – Caraga	1,250	-	-	-	115,220
C101	Processing and preserving of meat	-	-	-	-	380
C102	Processing and preserving of fish, crustaceans and mollusks	S	S	S	S	S
C103	Processing and preserving of fruits and vegetables	S	S	S	S	S
C104	Manufacture of vegetable and animal oils and fats	-	-	-	-	31,224
C106	Manufacture of grain mill products, starches and starch products	-	-	-	-	78
C107	Manufacture of other food products	-	-	-	-	5,162
C108	Manufacture of prepared animal feeds	-	-	-	-	-
C110	Manufacture of beverages	-	-	-	-	-
C139	Manufacture of other textiles	-	-	-	-	33
C141	Manufacture of wearing apparel, except fur apparel	-	-	-	-	250
C142	Custom tailoring and dressmaking	-	-	-	-	-
C161	Sawmilling and planing of wood	20	-	-	-	216
C162	Manufacture of products of wood, cork, straw and plaiting materials	-	-	-	-	1,229
C181	Printing and service activities related to printing	-	-	-	-	935
C201	Manufacture of basic chemicals	S	S	S	S	S
C202	Manufacture of other chemical products, n.e.c.	-	-	-	-	5,474
C231	Manufacture of glass and glass products	S	S	S	S	S
C239	Manufacture of non-metallic mineral products, n.e.c.	-	-	-	-	4,814
C241	Manufacture of basic iron and steel	-	-	-	-	1
C242	Manufacture of basic precious and other non-ferrous metals	S	S	S	S	S

Table 5.6 Number of Establishments and Cost by Type for Manufacturing Establishments by Region and Industry Group: Philippines, 2018

(Values are in thousand PhP. Except Number of Establishment. Details may not add-up to total due to rounding and/or statistical disclosure control.)

Concluded

2009 PSIC Code	Region / Industry Description	Cost				
		Bad and Doubtful Debts	Loss from Sale of Assets	Loss Resulting from the Change in the Fair Value of Assets, Inventories	Loss from Sale of Investment Assets and Marketable Securities	Other Expense
		(22)	(23)	(24)	(25)	(26)
C259	Manufacture of other fabricated metal products; metal working service activities	1,230	-	-	-	7
C275	Manufacture of domestic appliances	-	-	-	-	-
C301	Building of ships and boats	S	S	S	S	S
C309	Manufacture of transport equipment, n.e.c.	-	-	-	-	-
C310	Manufacture of furniture	-	-	-	-	112
C321	Manufacture of jewelry, bijouterie and related articles	-	-	-	-	-
C324	Manufacture of games and toys	-	-	-	-	25
C329	Other manufacturing, n.e.c.	-	-	-	-	210
C331	Repair of fabricated metal products, machinery and equipment	-	-	-	-	56
	Autonomous Region in Muslim Mindanao	-	-	-	-	11,977
C104	Manufacture of vegetable and animal oils and fats	S	S	S	S	S
C106	Manufacture of grain mill products, starches and starch products	-	-	-	-	3,085
C107	Manufacture of other food products	-	-	-	-	504
C108	Manufacture of prepared animal feeds	-	-	-	-	-
C110	Manufacture of beverages	-	-	-	-	-
C142	Custom tailoring and dressmaking	-	-	-	-	724
C181	Printing and service activities related to printing	-	-	-	-	-
C221	Manufacture of rubber products	S	S	S	S	S
C239	Manufacture of non-metallic mineral products, n.e.c.	-	-	-	-	-
C251	Manufacture of structural metal products, tanks, reservoirs and steam generators	-	-	-	-	-
C310	Manufacture of furniture	-	-	-	-	1,132

Notes: "-" – zero value
S – suppressed

Source: Philippine Statistics Authority, 2018 Census of Philippine Business and Industry

Table 5.7 Number of Establishments and Intermediate Expense by Type for Manufacturing Establishments by Region and Industry Group: Philippines, 2018

(Values are in thousand PhP, except number of establishments. Details may not add-up to total due to rounding and/or statistical disclosure control.)

2009 PSIC Code	Region / Industry Description	Number of Establishments	Intermediate Expense		
			Total	Raw Materials Used	Materials and Supplies Used
		(1)	(2)	(3)	(4)
	Philippines	28,968	3,883,085,577	3,253,355,206	199,682,324
C101	Processing and preserving of meat	299	75,124,732	63,716,423	2,032,843
C102	Processing and preserving of fish, crustaceans and mollusks	278	78,189,694	66,749,121	2,715,512
C103	Processing and preserving of fruits and vegetables	169	41,943,969	29,846,962	6,446,999
C104	Manufacture of vegetable and animal oils and fats	140	118,196,364	107,857,813	3,758,744
C105	Manufacture of dairy products	99	44,486,113	38,675,973	3,503,125
C106	Manufacture of grain mill products, starches and starch products	1,701	94,062,277	84,121,915	1,979,931
C107	Manufacture of other food products	9,084	208,100,353	168,565,313	10,996,436
C108	Manufacture of prepared animal feeds	199	122,233,881	100,736,035	9,642,050
C110	Manufacture of beverages	3,986	186,533,678	154,388,211	6,116,241
C120	Manufacture of tobacco products	17	14,048,088	12,419,316	240,678
C131	Spinning, weaving and finishing of textiles	125	7,446,218	4,817,887	420,422
C139	Manufacture of other textiles	236	9,470,645	7,934,301	344,437
C141	Manufacture of wearing apparel, except fur apparel	880	31,296,697	24,411,501	1,951,970
C142	Custom tailoring and dressmaking	790	849,113	673,947	60,644
C143	Manufacture of knitted and crocheted apparel	40	2,976,756	2,255,498	250,687
C151	Tanning and dressing of leather; manufacture of luggage and handbags	107	15,967,541	14,093,163	613,990
C152	Manufacture of footwear	140	5,102,313	4,337,483	222,315
C161	Sawmilling and planing of wood	59	1,758,929	1,305,922	119,237
C162	Manufacture of products of wood, cork, straw and plaiting materials	333	39,153,880	35,204,916	2,201,019
C170	Manufacture of paper and paper products	330	89,501,695	75,012,437	5,021,287
C181	Printing and service activities related to printing	2,566	25,373,299	20,432,123	2,071,947
C182	Reproduction of recorded media	4	168,478	71,576	12,126
C192	Manufacture of refined petroleum products	15	323,194,533	315,881,520	3,042,606
C199	Manufacture of other fuel products	3	2,928,197	2,788,036	8,152
C201	Manufacture of basic chemicals	190	99,270,720	91,452,663	786,750
C202	Manufacture of other chemical products, n.e.c.	357	131,267,739	115,990,262	3,444,555
C203	Manufacture of man-made fibers	S	S	S	S
C210	Manufacture of pharmaceuticals, medicinal chemical and botanical products	117	42,149,305	19,863,290	1,488,837
C221	Manufacture of rubber products	134	14,444,761	9,790,896	1,254,227
C222	Manufacture of plastics products	834	114,640,565	93,429,001	8,316,204

Continued

Table 5.7 Number of Establishments and Intermediate Expense by Type for Manufacturing Establishments by Region and Industry Group: Philippines, 2018

(Values are in thousand PhP, except number of establishments. Details may not add-up to total due to rounding and/or statistical disclosure control.)

Continued

2009 PSIC Code	Region / Industry Description	Number of Establishments	Intermediate Expense		
			Total	Raw Materials Used	Materials and Supplies Used
		(1)	(2)	(3)	(4)
C231	Manufacture of glass and glass products	104	16,292,101	9,045,927	3,301,950
C239	Manufacture of non-metallic mineral products, n.e.c.	846	142,133,552	94,356,448	11,629,376
C241	Manufacture of basic iron and steel	319	124,500,620	106,442,763	4,232,548
C242	Manufacture of basic precious and other non-ferrous metals	26	126,989,701	113,015,423	4,366,059
C243	Casting of metals	59	11,557,423	8,705,257	1,219,866
C251	Manufacture of structural metal products, tanks, reservoirs and steam generators	469	30,607,946	26,350,184	2,222,031
C252	Manufacture of weapons and ammunition	12	337,300	263,848	3,973
C259	Manufacture of other fabricated metal products; metal working service activities	859	65,132,210	54,702,834	4,429,021
C261	Manufacture of electronic components	138	443,342,350	362,142,124	32,473,848
C262	Manufacture of computers and peripheral equipment and accessories	32	213,115,176	203,454,863	4,712,498
C263	Manufacture of communication equipment	13	7,108,176	6,458,972	276,530
C264	Manufacture of consumer electronics	27	18,568,547	15,964,477	978,205
C265	Manufacture of measuring, testing, navigating and control equipment; watches and clocks	25	3,325,510	2,886,895	235,121
C267	Manufacture of optical instruments and photographic equipment	24	16,431,635	14,029,052	1,151,572
C271	Manufacture of electric motors, generators, transformers and electricity distribution and control apparatus	84	14,098,785	12,689,699	474,328
C272	Manufacture of batteries and accumulators	6	9,630,335	7,374,546	356,449
C273	Manufacture of wiring and wiring devices	53	32,056,687	30,311,309	449,855
C274	Manufacture of electric lighting equipment	34	7,316,772	6,211,411	492,083
C275	Manufacture of domestic appliances	36	11,000,778	10,499,224	154,967
C279	Manufacture of other electrical equipment	35	54,511,262	49,735,430	709,874
C281	Manufacture of general purpose machinery	102	66,900,577	61,594,290	2,085,600
C282	Manufacture of special purpose machinery	162	26,552,274	22,746,813	1,404,232
C291	Manufacture of motor vehicles	40	40,911,709	14,386,293	25,616,778
C292	Manufacture of bodies (coachwork) for motor vehicles; manufacture of trailers and semi-trailers	24	2,027,100	1,661,671	118,378

Table 5.7 Number of Establishments and Intermediate Expense by Type for Manufacturing Establishments by Region and Industry Group: Philippines, 2018

(Values are in thousand PhP, except number of establishments. Details may not add-up to total due to rounding and/or statistical disclosure control.)

Continued

2009 PSIC Code	Region / Industry Description	Number of Establishments	Intermediate Expense		
			Total	Raw Materials Used	Materials and Supplies Used
		(1)	(2)	(3)	(4)
C293	Manufacture of parts and accessories for motor vehicles	119	168,528,714	152,667,296	7,274,719
C301	Building of ships and boats	29	86,426,187	27,935,671	561,218
C302	Manufacture of railway locomotive and rolling stock	S	S	S	S
C303	Manufacture of air and spacecraft and related machinery	8	29,818,961	27,554,324	1,220,022
C309	Manufacture of transport equipment, n.e.c.	67	85,398,575	81,969,344	1,762,215
C310	Manufacture of furniture	852	23,373,890	18,839,136	1,558,997
C321	Manufacture of jewelry, bijouterie and related articles	99	1,658,382	1,415,972	60,842
C322	Manufacture of musical instruments	4	59,906	52,112	3,858
C323	Manufacture of sports goods	17	3,292,378	2,561,259	67,879
C324	Manufacture of games and toys	28	2,115,388	1,735,243	119,408
C325	Manufacture of medical and dental instruments and supplies	56	31,748,205	25,251,134	2,102,252
C329	Other manufacturing, n.e.c.	204	5,121,898	4,174,231	237,945
C331	Repair of fabricated metal products, machinery and equipment	712	19,245,245	5,516,611	2,461,511
C332	Installation of industrial machinery and equipment	6	126,774	37,521	76,936
National Capital Region		4,636	694,140,566	574,666,052	29,920,917
C101	Processing and preserving of meat	34	14,058,290	11,906,989	534,981
C102	Processing and preserving of fish, crustaceans and mollusks	29	15,967,136	14,938,294	355,211
C103	Processing and preserving of fruits and vegetables	36	11,461,134	3,559,146	5,623,309
C104	Manufacture of vegetable and animal oils and fats	19	37,978,287	35,284,251	627,646
C105	Manufacture of dairy products	26	8,573,279	7,034,444	246,016
C106	Manufacture of grain mill products, starches and starch products	15	28,897,109	26,341,662	543,097
C107	Manufacture of other food products	1,002	61,501,053	49,936,755	3,151,836
C108	Manufacture of prepared animal feeds	14	22,646,685	21,344,236	26,928
C110	Manufacture of beverages	204	22,528,401	21,498,946	-4,497,061
C120	Manufacture of tobacco products	5	9,319,988	8,312,311	150,870
C131	Spinning, weaving and finishing of textiles	33	1,308,229	921,014	47,572
C139	Manufacture of other textiles	93	6,075,975	5,191,794	162,239
C141	Manufacture of wearing apparel, except fur apparel	325	16,037,097	13,879,132	583,221
C142	Custom tailoring and dressmaking	80	463,472	412,691	9,443
C143	Manufacture of knitted and crocheted apparel	21	1,673,063	1,357,346	47,576

Table 5.7 Number of Establishments and Intermediate Expense by Type for Manufacturing Establishments by Region and Industry Group: Philippines, 2018

(Values are in thousand PhP, except number of establishments. Details may not add-up to total due to rounding and/or statistical disclosure control.)

Continued

2009 PSIC Code	Region / Industry Description	Number of Establishments	Intermediate Expense		
			Total	Raw Materials Used	Materials and Supplies Used
		(1)	(2)	(3)	(4)
C151	Tanning and dressing of leather; manufacture of luggage and handbags	31	1,345,384	1,290,676	14,506
C152	Manufacture of footwear	61	1,751,535	1,547,032	63,935
C161	Sawmilling and planing of wood	5	227,444	170,227	26,598
C162	Manufacture of products of wood, cork, straw and plaiting materials	29	994,233	849,523	81,497
C170	Manufacture of paper and paper products	154	45,962,421	40,222,541	2,285,907
C181	Printing and service activities related to printing	656	15,598,774	12,325,273	1,450,052
C192	Manufacture of refined petroleum products	4	419,526	386,993	8,025
C199	Manufacture of other fuel products	S	S	S	S
C201	Manufacture of basic chemicals	43	13,678,171	12,895,124	169,990
C202	Manufacture of other chemical products, n.e.c.	166	70,052,142	62,635,850	846,190
C203	Manufacture of man-made fibers	S	S	S	S
C210	Manufacture of pharmaceuticals, medicinal chemical and botanical products	29	25,997,242	7,662,116	336,168
C221	Manufacture of rubber products	53	4,763,615	3,733,884	234,201
C222	Manufacture of plastics products	350	47,951,698	38,268,679	4,098,735
C231	Manufacture of glass and glass products	31	9,124,343	5,208,142	2,425,881
C239	Manufacture of non-metallic mineral products, n.e.c.	65	10,147,321	8,117,360	308,921
C241	Manufacture of basic iron and steel	82	50,334,246	44,741,949	1,469,385
C242	Manufacture of basic precious and other non-ferrous metals	4	6,703,636	6,468,066	42,335
C243	Casting of metals	18	1,768,266	1,367,429	244,759
C251	Manufacture of structural metal products, tanks, reservoirs and steam generators	141	14,350,985	12,109,801	1,521,114
C252	Manufacture of weapons and ammunition	4	264,548	200,386	2,657
C259	Manufacture of other fabricated metal products; metal working service activities	168	19,767,309	17,146,733	859,968
C261	Manufacture of electronic components	9	20,594,045	13,367,717	3,922,899
C262	Manufacture of computers and peripheral equipment and accessories	S	S	S	S
C264	Manufacture of consumer electronics	8	202,330	169,450	4,856
265	Manufacture of measuring, testing, navigating and control equipment; watches and clocks	8	366,537	337,152	13,261

Table 5.7 Number of Establishments and Intermediate Expense by Type for Manufacturing Establishments
by Region and Industry Group: Philippines, 2018

(Values are in thousand PhP, except number of establishments. Details may not add-up to total due to rounding and/or statistical disclosure control.)

Continued

Continued

2009 PSIC Code	Region / Industry Description	Number of Establishments	Intermediate Expense		
			Total	Raw Materials Used	Materials and Supplies Used
		(1)	(2)	(3)	(4)
C267	Manufacture of optical instruments and photographic equipment	S	S	S	S
C271	Manufacture of electric motors, generators, transformers and electricity distribution and control apparatus	17	954,517	918,193	7,476
C272	Manufacture of batteries and accumulators	S	S	S	S
C273	Manufacture of wiring and wiring devices	21	8,462,410	8,040,729	34,424
C274	Manufacture of electric lighting equipment	9	521,864	492,728	11,497
C275	Manufacture of domestic appliances	12	8,061,825	7,878,599	32,259
C279	Manufacture of other electrical equipment	6	132,812	114,881	5,070
C281	Manufacture of general purpose machinery	34	5,763,038	5,310,139	72,022
C282	Manufacture of special purpose machinery	30	1,215,335	1,021,419	59,688
C291	Manufacture of motor vehicles	9	220,325	207,266	1,124
C292	Manufacture of bodies (coachwork) for motor vehicles; manufacture of trailers and semi-trailers	11	943,924	816,777	75,002
C293	Manufacture of parts and accessories for motor vehicles	15	8,341,774	8,052,798	166,843
C301	Building of ships and boats	5	41,218	2,409	24,931
C303	Manufacture of air and spacecraft and related machinery	S	S	S	S
C309	Manufacture of transport equipment, n.e.c.	10	12,883,391	12,661,720	97,787
C310	Manufacture of furniture	154	11,507,664	9,286,857	317,205
C321	Manufacture of jewelry, bijouterie and related articles	11	104,593	88,478	5,367
C322	Manufacture of musical instruments	S	S	S	S
C323	Manufacture of sports goods	3	556,876	311,670	11,400
C324	Manufacture of games and toys	8	172,316	125,356	3,394
C325	Manufacture of medical and dental instruments and supplies	11	443,048	387,653	15,222
C329	Other manufacturing, n.e.c.	42	2,055,650	1,816,437	52,898
C331	Repair of fabricated metal products, machinery and equipment	161	9,052,183	2,354,865	753,858
C332	Installation of industrial machinery and equipment	4	47,574	33,533	9,393
	Cordillera Administrative Region	685	61,822,295	56,557,228	2,833,519
C101	Processing and preserving of meat	6	19,126	3,890	3,038
C102	Processing and preserving of fish, crustaceans and mollusks	8	32,551	29,378	908

Table 5.7 Number of Establishments and Intermediate Expense by Type for Manufacturing Establishments by Region and Industry Group: Philippines, 2018

(Values are in thousand PhP, except number of establishments. Details may not add-up to total due to rounding and/or statistical disclosure control.)

Continued

2009 PSIC Code	Region / Industry Description	Number of Establishments	Intermediate Expense		
			Total	Raw Materials Used	Materials and Supplies Used
		(1)	(2)	(3)	(4)
C103	Processing and preserving of fruits and vegetables	6	332,635	253,552	20,357
C105	Manufacture of dairy products	S	S	S	S
C106	Manufacture of grain mill products, starches and starch products	100	9,045	5,453	744
C107	Manufacture of other food products	140	962,656	806,830	59,441
C110	Manufacture of beverages	190	211,425	55,856	87,379
C131	Spinning, weaving and finishing of textiles	13	16,861	13,523	2,346
C139	Manufacture of other textiles	6	22,236	4,433	8,108
C141	Manufacture of wearing apparel, except fur apparel	S	S	S	S
C142	Custom tailoring and dressmaking	43	41,367	25,355	8,456
C162	Manufacture of products of wood, cork, straw and plaiting materials	6	1,292	304	330
C181	Printing and service activities related to printing	75	48,091	34,604	5,879
C201	Manufacture of basic chemicals	3	9,587	3,226	5,069
C221	Manufacture of rubber products	5	57	42	1
C222	Manufacture of plastics products	S	S	S	S
C231	Manufacture of glass and glass products	S	S	S	S
C239	Manufacture of non-metallic mineral products, n.e.c.	23	173,840	157,524	5,809
C241	Manufacture of basic iron and steel	5	25,865	11,617	9,246
C251	Manufacture of structural metal products, tanks, reservoirs and steam generators	10	7,987	4,985	2,115
C259	Manufacture of other fabricated metal products; metal working service activities	19	8,230	2,460	2,181
C261	Manufacture of electronic components	S	S	S	S
C303	Manufacture of air and spacecraft and related machinery	S	S	S	S
C310	Manufacture of furniture	17	35,889	17,655	15,724
C321	Manufacture of jewelry, bijouterie and related articles	S	S	S	S
I – Ilocos Region		953	21,046,364	15,191,876	849,565
C101	Processing and preserving of meat	12	613,933	154,828	43,375
C102	Processing and preserving of fish, crustaceans and mollusks	33	1,714,258	1,426,245	45,263
C103	Processing and preserving of fruits and vegetables	3	122,398	80,974	13,844
C105	Manufacture of dairy products	S	S	S	S
C106	Manufacture of grain mill products, starches and starch products	71	482,315	406,690	9,060
C107	Manufacture of other food products	347	2,283,001	1,794,152	77,705

Table 5.7 Number of Establishments and Intermediate Expense by Type for Manufacturing Establishments
by Region and Industry Group: Philippines, 2018

(Values are in thousand PhP, except number of establishments. Details may not add-up to total due to rounding and/or statistical disclosure control.)

Continued

2009 PSIC Code	Region / Industry Description	Number of Establishments	Intermediate Expense		
			Total	Raw Materials Used	Materials and Supplies Used
		(1)	(2)	(3)	(4)
C108	Manufacture of prepared animal feeds	3	49,827	34,968	10,753
C110	Manufacture of beverages	140	2,651,875	2,297,299	5,020
C120	Manufacture of tobacco products	S	S	S	S
C131	Spinning, weaving and finishing of textiles	5	1,529	1,137	196
C141	Manufacture of wearing apparel, except fur apparel	5	6,249	5,744	67
C142	Custom tailoring and dressmaking	42	20,282	16,805	1,378
C152	Manufacture of footwear	6	1,199	989	55
C162	Manufacture of products of wood, cork, straw and plaiting materials	13	9,737	8,122	636
C170	Manufacture of paper and paper products	9	967,067	718,474	200,132
C181	Printing and service activities related to printing	112	145,492	92,155	31,056
C201	Manufacture of basic chemicals	6	41,750	21,342	3,493
C210	Manufacture of pharmaceuticals, medicinal chemical and botanical products	S	S	S	S
C221	Manufacture of rubber products	5	306	220	-
C231	Manufacture of glass and glass products	4	15,373	3,286	11,134
C239	Manufacture of non-metallic mineral products, n.e.c.	45	10,041,308	6,317,867	369,031
C241	Manufacture of basic iron and steel	11	1,264,487	1,252,209	273
C251	Manufacture of structural metal products, tanks, reservoirs and steam generators	15	294,228	282,526	2,418
C259	Manufacture of other fabricated metal products; metal working service activities	16	7,471	3,593	1,102
C273	Manufacture of wiring and wiring devices	S	S	S	S
C282	Manufacture of special purpose machinery	S	S	S	S
C292	Manufacture of bodies (coachwork) for motor vehicles; manufacture of trailers and semi-trailers	3	3,670	1,829	95
C293	Manufacture of parts and accessories for motor vehicles	3	677	501	69
C309	Manufacture of transport equipment, n.e.c.	13	26,117	24,853	190
C321	Manufacture of jewelry, bijouterie and related articles	S	S	S	S
C324	Manufacture of games and toys	S	S	S	S
C329	Other manufacturing, n.e.c.	7	51,333	44,922	4,455
C331	Repair of fabricated metal products, machinery and equipment	17	42,715	19,127	17,498

Table 5.7 Number of Establishments and Intermediate Expense by Type for Manufacturing Establishments by Region and Industry Group: Philippines, 2018

(Values are in thousand PhP, except number of establishments. Details may not add-up to total due to rounding and/or statistical disclosure control.)

Continued

2009 PSIC Code	Region / Industry Description	Number of Establishments	Intermediate Expense		
			Total	Raw Materials Used	Materials and Supplies Used
		(1)	(2)	(3)	(4)
II – Cagayan Valley		1,133	17,070,660	14,838,643	410,486
C101	Processing and preserving of meat	6	133,901	76,508	8,127
C102	Processing and preserving of fish, crustaceans and mollusks	4	1,522	1,318	99
C103	Processing and preserving of fruits and vegetables	8	4,461	3,594	434
C104	Manufacture of vegetable and animal oils and fats	S	S	S	S
C105	Manufacture of dairy products	4	13,144	7,544	4,640
C106	Manufacture of grain mill products, starches and starch products	175	10,302,496	9,288,002	141,273
C107	Manufacture of other food products	382	406,669	292,728	28,143
C108	Manufacture of prepared animal feeds	7	388,200	191,844	70,121
C110	Manufacture of beverages	227	3,238,135	2,742,198	60,990
C120	Manufacture of tobacco products	3	1,017,638	963,266	27,711
C131	Spinning, weaving and finishing of textiles	3	1,206	837	129
C139	Manufacture of other textiles	4	8,283	7,417	377
C142	Custom tailoring and dressmaking	34	14,918	10,586	1,262
C151	Tanning and dressing of leather; manufacture of luggage and handbags	3	982	151	455
C162	Manufacture of products of wood, cork, straw and plaiting materials	8	1,316	1,123	20
C181	Printing and service activities related to printing	122	308,560	263,015	19,898
C182	Reproduction of recorded media	3	1,190	673	62
C199	Manufacture of other fuel products	S	S	S	S
C201	Manufacture of basic chemicals	S	S	S	S
C222	Manufacture of plastics products	6	8,202	7,644	74
C239	Manufacture of non-metallic mineral products, n.e.c.	25	35,577	27,006	2,717
C241	Manufacture of basic iron and steel	9	2,818	2,006	423
C251	Manufacture of structural metal products, tanks, reservoirs and steam generators	12	56,854	53,571	1,008
C252	Manufacture of weapons and ammunition	S	S	S	S
C259	Manufacture of other fabricated metal products; metal working service activities	32	44,860	37,503	3,017
C279	Manufacture of other electrical equipment	3	50,485	44,808	836
C282	Manufacture of special purpose machinery	3	117,329	109,854	1,393
C310	Manufacture of furniture	21	97,702	50,614	31,970
C321	Manufacture of jewelry, bijouterie and related articles	5	283	144	10
C329	Other manufacturing, n.e.c.	S	S	S	S

Table 5.7 Number of Establishments and Intermediate Expense by Type for Manufacturing Establishments by Region and Industry Group: Philippines, 2018

(Values are in thousand PhP, except number of establishments. Details may not add-up to total due to rounding and/or statistical disclosure control.)

Continued

2009 PSIC Code	Region / Industry Description	Number of Establishments	Intermediate Expense		
			Total	Raw Materials Used	Materials and Supplies Used
		(1)	(2)	(3)	(4)
C331	Repair of fabricated metal products, machinery and equipment	17	8,063	6,750	274
	III – Central Luzon	3,388	672,635,772	529,003,122	30,863,718
C101	Processing and preserving of meat	74	15,349,445	12,097,915	703,876
C102	Processing and preserving of fish, crustaceans and mollusks	27	3,073,831	2,721,800	203,595
C103	Processing and preserving of fruits and vegetables	31	4,216,996	3,603,045	59,491
C104	Manufacture of vegetable and animal oils and fats	4	1,871,342	1,864,676	267
C105	Manufacture of dairy products	12	1,413,963	1,141,666	67,635
C106	Manufacture of grain mill products, starches and starch products	235	10,378,523	9,460,626	129,908
C107	Manufacture of other food products	1,054	19,242,437	14,272,798	1,317,539
C108	Manufacture of prepared animal feeds	54	38,077,939	30,138,733	5,847,858
C110	Manufacture of beverages	360	19,221,832	13,225,838	3,429,407
C120	Manufacture of tobacco products	S	S	S	S
C131	Spinning, weaving and finishing of textiles	20	4,633,274	3,159,456	137,696
C139	Manufacture of other textiles	40	1,056,567	770,538	98,571
C141	Manufacture of wearing apparel, except fur apparel	149	4,995,225	4,338,081	209,403
C142	Custom tailoring and dressmaking	60	30,868	20,626	1,810
C143	Manufacture of knitted and crocheted apparel	3	219,458	113,348	40,503
C151	Tanning and dressing of leather; manufacture of luggage and handbags	41	3,471,397	3,007,459	176,188
C152	Manufacture of footwear	10	1,286,060	1,191,976	29,093
C161	Sawmilling and 1112lanning of wood	S	S	S	S
C162	Manufacture of products of wood, cork, straw and plaiting materials	63	886,894	488,808	251,364
C170	Manufacture of paper and paper products	35	15,128,549	10,858,606	1,157,654
C181	Printing and service activities related to printing	163	444,950	318,848	78,178
C192	Manufacture of refined petroleum products	3	174,900,565	169,421,404	2,836,264
C201	Manufacture of basic chemicals	21	7,042,295	6,020,451	166,876
C202	Manufacture of other chemical products, n.e.c.	35	3,959,847	2,988,055	604,567
C210	Manufacture of pharmaceuticals, medicinal chemical and botanical products	22	4,216,383	3,091,484	715,275
C221	Manufacture of rubber products	14	2,485,720	492,631	397,176
C222	Manufacture of plastics products	115	14,515,962	12,343,916	599,498

Table 5.7 Number of Establishments and Intermediate Expense by Type for Manufacturing Establishments by Region and Industry Group: Philippines, 2018

(Values are in thousand PhP, except number of establishments. Details may not add-up to total due to rounding and/or statistical disclosure control.)

Continued

2009 PSIC Code	Region / Industry Description	Number of Establishments	Intermediate Expense		
			Total	Raw Materials Used	Materials and Supplies Used
		(1)	(2)	(3)	(4)
C231	Manufacture of glass and glass products	14	815,263	565,550	185,558
C239	Manufacture of non-metallic mineral products, n.e.c.	134	27,886,307	14,953,692	749,595
C241	Manufacture of basic iron and steel	44	18,484,548	14,630,928	340,808
C242	Manufacture of basic precious and other non-ferrous metals	4	183,107	97,176	18,690
C243	Casting of metals	7	848,537	785,106	18,079
C251	Manufacture of structural metal products, tanks, reservoirs and steam generators	60	3,148,534	2,885,533	49,927
C259	Manufacture of other fabricated metal products; metal working service activities	85	7,761,853	6,493,499	807,238
C261	Manufacture of electronic components	14	121,946,781	112,068,024	4,664,322
C262	Manufacture of computers and peripheral equipment and accessories	5	6,527,139	4,195,390	1,226,858
C263	Manufacture of communication equipment	S	S	S	S
C264	Manufacture of consumer electronics	3	153,954	143,683	5,306
C265	Manufacture of measuring, testing, navigating and control equipment; watches and clocks	3	92,960	80,915	3,813
C271	Manufacture of electric motors, generators, transformers and electricity distribution and control apparatus	10	943,546	855,246	31,300
C272	Manufacture of batteries and accumulators	S	S	S	S
C273	Manufacture of wiring and wiring devices	10	7,904,918	7,614,994	52,612
C274	Manufacture of electric lighting equipment	7	521,611	419,458	72,814
C275	Manufacture of domestic appliances	4	1,183,995	1,139,162	2,344
C279	Manufacture of other electrical equipment	10	961,918	854,567	74,145
C281	Manufacture of general purpose machinery	13	4,583,779	4,117,586	45,622
C282	Manufacture of special purpose machinery	15	196,931	152,964	14,377
C291	Manufacture of motor vehicles	4	134,646	123,754	1,897
C292	Manufacture of bodies (coachwork) for motor vehicles; manufacture of trailers and semi-trailers	S	S	S	S
C293	Manufacture of parts and accessories for motor vehicles	9	26,531,905	24,559,242	1,346,805
C301	Building of ships and boats	S	S	S	S

Table 5.7 Number of Establishments and Intermediate Expense by Type for Manufacturing Establishments
by Region and Industry Group: Philippines, 2018

(Values are in thousand PhP, except number of establishments. Details may not add-up to total due to rounding and/or statistical disclosure control.)

Continued

2009 PSIC Code	Region / Industry Description	Number of Establishments	Intermediate Expense		
			Total	Raw Materials Used	Materials and Supplies Used
		(1)	(2)	(3)	(4)
C303	Manufacture of air and spacecraft and related machinery	5	674,973	565,498	40,063
C309	Manufacture of transport equipment, n.e.c.	13	34,747	25,872	660
C310	Manufacture of furniture	121	2,305,873	1,993,273	146,100
C321	Manufacture of jewelry, bijouterie and related articles	15	303,404	283,737	8,157
C322	Manufacture of musical instruments	S	S	S	S
C323	Manufacture of sports goods	3	1,184,981	872,505	7,600
C324	Manufacture of games and toys	8	459,569	380,337	66,569
C325	Manufacture of medical and dental instruments and supplies	9	4,010,290	2,818,605	467,808
C329	Other manufacturing, n.e.c.	42	1,497,267	1,165,530	80,269
C331	Repair of fabricated metal products, machinery and equipment	62	5,148,256	603,741	643,256
C332	Installation of industrial machinery and equipment	S	S	S	S
IVA – CALABARZON		4,035	1,740,883,867	1,508,807,890	94,212,247
C101	Processing and preserving of meat	41	27,516,489	23,924,385	388,145
C102	Processing and preserving of fish, crustaceans and mollusks	12	7,946,228	7,556,388	118,040
C103	Processing and preserving of fruits and vegetables	19	4,048,364	3,390,514	115,395
C104	Manufacture of vegetable and animal oils and fats	31	14,035,327	11,953,741	927,560
C105	Manufacture of dairy products	12	34,312,718	30,343,505	3,177,890
C106	Manufacture of grain mill products, starches and starch products	90	4,395,082	4,016,363	137,701
C107	Manufacture of other food products	877	64,642,745	54,348,772	2,009,511
C108	Manufacture of prepared animal feeds	69	7,718,456	6,366,547	951,911
C110	Manufacture of beverages	291	102,482,397	86,539,283	3,501,658
C120	Manufacture of tobacco products	3	2,369,197	2,033,531	37,843
C131	Spinning, weaving and finishing of textiles	10	1,382,084	632,982	228,816
C139	Manufacture of other textiles	33	1,046,454	871,253	31,186
C141	Manufacture of wearing apparel, except fur apparel	244	7,773,668	5,540,786	918,944
C142	Custom tailoring and dressmaking	90	39,270	11,663	12,812
C143	Manufacture of knitted and crocheted apparel	16	1,084,235	784,804	162,607
C151	Tanning and dressing of leather; manufacture of luggage and handbags	24	11,085,766	9,734,882	426,520
C152	Manufacture of footwear	34	1,540,672	1,244,335	106,950
C161	Sawmilling and 1114lanning of wood	S	S	S	S
C162	Manufacture of products of wood, cork, straw and plaiting materials	64	31,822,566	29,314,433	1,450,574

Table 5.7 Number of Establishments and Intermediate Expense by Type for Manufacturing Establishments by Region and Industry Group: Philippines, 2018

(Values are in thousand PhP, except number of establishments. Details may not add-up to total due to rounding and/or statistical disclosure control.)

Continued

2009 PSIC Code	Region / Industry Description	Number of Establishments	Intermediate Expense		
			Total	Raw Materials Used	Materials and Supplies Used
		(1)	(2)	(3)	(4)
C170	Manufacture of paper and paper products	76	14,132,963	11,625,421	739,318
C181	Printing and service activities related to printing	198	5,235,804	4,483,455	237,880
C182	Reproduction of recorded media	S	S	S	S
C192	Manufacture of refined petroleum products	S	S	S	S
C199	Manufacture of other fuel products	S	S	S	S
C201	Manufacture of basic chemicals	31	47,463,300	43,051,368	241,653
C202	Manufacture of other chemical products, n.e.c.	91	47,777,479	41,880,001	1,710,208
C210	Manufacture of pharmaceuticals, medicinal chemical and botanical products	34	9,658,153	7,474,132	386,857
C221	Manufacture of rubber products	35	3,955,660	2,773,662	460,521
C222	Manufacture of plastics products	181	40,822,524	33,713,913	2,759,312
C231	Manufacture of glass and glass products	18	4,668,938	2,462,765	98,292
C239	Manufacture of non-metallic mineral products, n.e.c.	115	63,134,558	49,019,758	2,799,810
C241	Manufacture of basic iron and steel	59	44,136,442	38,248,852	2,134,992
C242	Manufacture of basic precious and other non-ferrous metals	8	4,129,522	3,887,701	169,582
C243	Casting of metals	16	7,504,074	5,837,867	425,587
C251	Manufacture of structural metal products, tanks, reservoirs and steam generators	109	10,060,600	8,856,865	271,917
C252	Manufacture of weapons and ammunition	S	S	S	S
C259	Manufacture of other fabricated metal products; metal working service activities	245	28,860,475	23,623,986	2,156,312
C261	Manufacture of electronic components	103	241,523,683	189,063,474	19,926,769
C262	Manufacture of computers and peripheral equipment and accessories	24	206,140,053	198,952,367	3,430,065
C263	Manufacture of communication equipment	10	3,609,070	3,342,805	84,185
C264	Manufacture of consumer electronics	12	13,611,527	11,312,360	881,531
C265	Manufacture of measuring, testing, navigating and control equipment; watches and clocks	5	2,363,365	2,220,997	110,968
C267	Manufacture of optical instruments and photographic equipment	9	10,012,969	8,784,144	497,619
C271	Manufacture of electric motors, generators, transformers and electricity distribution and control apparatus	46	10,691,750	9,567,355	322,835

Table 5.7 Number of Establishments and Intermediate Expense by Type for Manufacturing Establishments
by Region and Industry Group: Philippines, 2018

(Values are in thousand PhP, except number of establishments. Details may not add-up to total due to rounding and/or statistical disclosure control.)

Continued

2009 PSIC Code	Region / Industry Description	Number of Establishments	Intermediate Expense		
			Total	Raw Materials Used	Materials and Supplies Used
		(1)	(2)	(3)	(4)
C272	Manufacture of batteries and accumulators	S	S	S	S
C273	Manufacture of wiring and wiring devices	20	15,208,632	14,206,344	341,329
C274	Manufacture of electric lighting equipment	15	5,692,074	4,756,479	391,691
C275	Manufacture of domestic appliances	12	1,425,635	1,181,157	104,319
C279	Manufacture of other electrical equipment	14	52,917,910	48,475,553	545,443
C281	Manufacture of general purpose machinery	41	53,339,256	49,338,870	1,719,554
C282	Manufacture of special purpose machinery	73	24,288,202	20,877,664	1,247,396
C291	Manufacture of motor vehicles	13	38,381,068	12,057,056	25,484,234
C292	Manufacture of bodies (coachwork) for motor vehicles; manufacture of trailers and semi-trailers	10	834,194	598,357	43,253
C293	Manufacture of parts and accessories for motor vehicles	74	132,711,099	119,910,984	5,431,047
C301	Building of ships and boats	5	89,850	59,606	12,591
C302	Manufacture of railway locomotive and rolling stock	S	S	S	S
C303	Manufacture of air and spacecraft and related machinery	S	S	S	S
C309	Manufacture of transport equipment, n.e.c.	21	69,799,206	66,992,217	1,437,209
C310	Manufacture of furniture	150	2,766,034	2,223,984	243,121
C321	Manufacture of jewelry, bijouterie and related articles	4	89,715	71,684	5,287
C322	Manufacture of musical instruments	S	S	S	S
C323	Manufacture of sports goods	8	1,324,534	1,172,496	38,421
C324	Manufacture of games and toys	6	721,192	584,041	26,489
C325	Manufacture of medical and dental instruments and supplies	21	25,517,725	20,769,667	1,473,840
C329	Other manufacturing, n.e.c.	17	519,472	257,736	57,330
C331	Repair of fabricated metal products, machinery and equipment	133	2,768,867	1,337,601	552,698
C332	Installation of industrial machinery and equipment	S	S	S	S
	MIMAROPA	1,118	11,428,279	8,346,074	595,263
C101	Processing and preserving of meat	3	179,643	176,528	2,224
C102	Processing and preserving of fish, crustaceans and mollusks	S	S	S	S
C103	Processing and preserving of fruits and vegetables	S	S	S	S
C104	Manufacture of vegetable and animal oils and fats	7	347,200	316,166	1,721
C105	Manufacture of dairy products	5	565	430	4

Table 5.7 Number of Establishments and Intermediate Expense by Type for Manufacturing Establishments by Region and Industry Group: Philippines, 2018*(Values are in thousand PhP, except number of establishments. Details may not add-up to total due to rounding and/or statistical disclosure control.)**Continued*

2009 PSIC Code	Region / Industry Description	Number of Establishments	Intermediate Expense		
			Total	Raw Materials Used	Materials and Supplies Used
		(1)	(2)	(3)	(4)
C106	Manufacture of grain mill products, starches and starch products	98	2,350,908	2,095,517	34,489
C107	Manufacture of other food products	432	625,405	395,522	39,292
C110	Manufacture of beverages	289	110,149	59,577	6,053
C131	Spinning, weaving and finishing of textiles	3	1,368	1,256	31
C141	Manufacture of wearing apparel, except fur apparel	8	1,045	614	12
C142	Custom tailoring and dressmaking	22	9,584	7,138	408
C151	Tanning and dressing of leather; manufacture of luggage and handbags	3	671	499	8
C161	Sawmilling and planing of wood	4	629	272	30
C162	Manufacture of products of wood, cork, straw and plaiting materials	13	34,909	32,240	513
C181	Printing and service activities related to printing	123	79,746	59,200	2,511
C201	Manufacture of basic chemicals	3	872	754	28
C202	Manufacture of other chemical products, n.e.c.	S	S	S	S
C210	Manufacture of pharmaceuticals, medicinal chemical and botanical products	S	S	S	S
C222	Manufacture of plastics products	6	3,398	1,471	1,471
C239	Manufacture of non-metallic mineral products, n.e.c.	37	11,629	7,711	382
C241	Manufacture of basic iron and steel	8	1,069	669	21
C242	Manufacture of basic precious and other non-ferrous metals	S	S	S	S
C259	Manufacture of other fabricated metal products; metal working service activities	19	7,274	4,190	1,469
C282	Manufacture of special purpose machinery	S	S	S	S
C310	Manufacture of furniture	21	16,643	10,481	1,688
C331	Repair of fabricated metal products, machinery and equipment	5	5,317	4,110	412
V – Bicol Region		1,339	20,231,209	14,355,442	3,227,780
C101	Processing and preserving of meat	14	85,692	12,397	29,635
C102	Processing and preserving of fish, crustaceans and mollusks	28	405,809	366,256	30,876
C103	Processing and preserving of fruits and vegetables	5	31,111	27,040	3,123
C104	Manufacture of vegetable and animal oils and fats	9	3,066,880	2,555,780	112,022
C105	Manufacture of dairy products	6	5,673	2,629	1,745
C106	Manufacture of grain mill products, starches and starch products	67	1,649,388	1,472,163	26,284
C107	Manufacture of other food products	542	1,478,056	1,187,752	99,575

Table 5.7 Number of Establishments and Intermediate Expense by Type for Manufacturing Establishments
by Region and Industry Group: Philippines, 2018

(Values are in thousand PhP, except number of establishments. Details may not add-up to total due to rounding and/or statistical disclosure control.)

Continued

2009 PSIC Code	Region / Industry Description	Number of Establishments	Intermediate Expense		
			Total	Raw Materials Used	Materials and Supplies Used
		(1)	(2)	(3)	(4)
C108	Manufacture of prepared animal feeds	4	502,438	399,052	56,323
C110	Manufacture of beverages	249	427,458	211,483	130,949
C120	Manufacture of tobacco products	S	S	S	S
C131	Spinning, weaving and finishing of textiles	6	898	772	71
C139	Manufacture of other textiles	10	257,343	239,177	2,393
C141	Manufacture of wearing apparel, except fur apparel	19	40,754	27,878	9,105
C142	Custom tailoring and dressmaking	55	13,848	16,242	-4,445
C151	Tanning and dressing of leather; manufacture of luggage and handbags	3	1,552	1,416	-
C152	Manufacture of footwear	4	1,323	951	98
C162	Manufacture of products of wood, cork, straw and plaiting materials	32	253,407	184,628	52,323
C170	Manufacture of paper and paper products	5	787,231	697,043	995
C181	Printing and service activities related to printing	93	140,074	109,274	11,512
C201	Manufacture of basic chemicals	3	3,730	393	48
C210	Manufacture of pharmaceuticals, medicinal chemical and botanical products	5	1,699	-	55
C231	Manufacture of glass and glass products	S	S	S	S
C239	Manufacture of non-metallic mineral products, n.e.c.	29	2,003,102	1,142,726	288,454
C241	Manufacture of basic iron and steel	12	230,357	217,515	997
C242	Manufacture of basic precious and other non-ferrous metals	S	S	S	S
C251	Manufacture of structural metal products, tanks, reservoirs and steam generators	21	20,894	14,779	3,335
C259	Manufacture of other fabricated metal products; metal working service activities	31	5,585	3,595	344
C281	Manufacture of general purpose machinery	4	159,098	150,655	345
C282	Manufacture of special purpose machinery	3	28,782	26,294	817
C293	Manufacture of parts and accessories for motor vehicles	3	349	233	11
C310	Manufacture of furniture	25	24,259	21,442	1,584
C329	Other manufacturing, n.e.c.	19	21,369	15,187	1,386
C331	Repair of fabricated metal products, machinery and equipment	29	121,267	101,777	7,960
VI – Western Visayas		1,425	48,457,732	39,112,138	3,632,895

Table 5.7 Number of Establishments and Intermediate Expense by Type for Manufacturing Establishments by Region and Industry Group: Philippines, 2018

(Values are in thousand PhP, except number of establishments. Details may not add-up to total due to rounding and/or statistical disclosure control.)

Continued

2009 PSIC Code	Region / Industry Description	Number of Establishments	Intermediate Expense		
			Total	Raw Materials Used	Materials and Supplies Used
		(1)	(2)	(3)	(4)
C101	Processing and preserving of meat	19	4,239,136	4,145,632	10,630
C102	Processing and preserving of fish, crustaceans and mollusks	31	560,666	486,794	24,994
C103	Processing and preserving of fruits and vegetables	S	S	S	S
C104	Manufacture of vegetable and animal oils and fats	5	117,641	100,638	1,104
C105	Manufacture of dairy products	5	5,236	4,272	332
C106	Manufacture of grain mill products, starches and starch products	107	895,108	717,228	27,212
C107	Manufacture of other food products	444	21,828,276	16,055,826	2,658,169
C108	Manufacture of prepared animal feeds	3	4,382,779	4,186,454	1,247
C110	Manufacture of beverages	282	8,586,461	6,648,123	793,999
C131	Spinning, weaving and finishing of textiles	14	37,770	33,659	2,219
C139	Manufacture of other textiles	4	5,201	2,510	2,352
C141	Manufacture of wearing apparel, except fur apparel	17	12,813	10,304	440
C142	Custom tailoring and dressmaking	63	33,134	21,127	7,191
C161	Sawmilling and 1119lanning of wood	3	4,912	3,494	67
C162	Manufacture of products of wood, cork, straw and plaiting materials	14	21,451	11,886	2,563
C181	Printing and service activities related to printing	145	234,460	200,565	9,248
C192	Manufacture of refined petroleum products	S	S	S	S
C201	Manufacture of basic chemicals	9	5,209,093	4,510,659	23,572
C202	Manufacture of other chemical products, n.e.c.	S	S	S	S
C210	Manufacture of pharmaceuticals, medicinal chemical and botanical products	7	32,106	22,599	1,614
C221	Manufacture of rubber products	3	445	406	5
C222	Manufacture of plastics products	21	526,699	452,923	8,816
C231	Manufacture of glass and glass products	4	2,850	2,817	-
C239	Manufacture of non-metallic mineral products, n.e.c.	99	846,646	740,305	11,047
C241	Manufacture of basic iron and steel	14	174,527	168,027	831
C243	Casting of metals	5	26,579	17,449	754
C251	Manufacture of structural metal products, tanks, reservoirs and steam generators	17	77,593	66,935	2,517
C259	Manufacture of other fabricated metal products; metal working service activities	33	62,182	54,422	3,773
C265	Manufacture of measuring, testing, navigating and control equipment; watches and clocks	S	S	S	S

Table 5.7 Number of Establishments and Intermediate Expense by Type for Manufacturing Establishments
by Region and Industry Group: Philippines, 2018

(Values are in thousand PhP, except number of establishments. Details may not add-up to total due to rounding and/or statistical disclosure control.)

Continued

2009 PSIC Code	Region / Industry Description	Number of Establishments	Intermediate Expense		
			Total	Raw Materials Used	Materials and Supplies Used
		(1)	(2)	(3)	(4)
C267	Manufacture of optical instruments and photographic equipment	S	S	S	S
C282	Manufacture of special purpose machinery	3	128,694	96,248	16,327
C293	Manufacture of parts and accessories for motor vehicles	3	382	122	122
C310	Manufacture of furniture	12	219,545	198,613	10,265
C321	Manufacture of jewelry, bijouterie and related articles	5	7,219	6,491	87
C329	Other manufacturing, n.e.c.	11	97,901	88,208	1,476
C331	Repair of fabricated metal products, machinery and equipment	16	34,316	14,825	8,555
VII – Central Visayas		2,347	207,675,592	160,693,717	20,123,899
C101	Processing and preserving of meat	27	10,972,578	9,947,948	190,362
C102	Processing and preserving of fish, crustaceans and mollusks	34	6,959,114	5,295,792	1,047,985
C103	Processing and preserving of fruits and vegetables	21	5,182,950	4,484,870	346,843
C104	Manufacture of vegetable and animal oils and fats	14	6,496,803	6,192,258	122,139
C105	Manufacture of dairy products	6	76,302	67,374	1,992
C106	Manufacture of grain mill products, starches and starch products	71	2,064,923	1,887,170	45,232
C107	Manufacture of other food products	758	8,541,505	7,066,357	525,922
C108	Manufacture of prepared animal feeds	19	24,825,761	23,340,873	471,677
C110	Manufacture of beverages	247	8,689,256	6,344,837	825,527
C131	Spinning, weaving and finishing of textiles	4	59,466	50,043	1,215
C139	Manufacture of other textiles	13	791,457	670,332	31,008
C141	Manufacture of wearing apparel, except fur apparel	53	2,240,427	457,638	216,657
C142	Custom tailoring and dressmaking	50	23,784	10,047	8,954
C151	Tanning and dressing of leather; manufacture of luggage and handbags	S	S	S	S
C152	Manufacture of footwear	16	444,958	295,224	8,629
C161	Sawmilling and planing of wood	8	780,956	701,017	47,063
C162	Manufacture of products of wood, cork, straw and plaiting materials	15	1,218,103	1,154,065	15,285
C170	Manufacture of paper and paper products	19	2,521,137	2,128,108	161,180
C181	Printing and service activities related to printing	268	1,195,096	988,662	91,236
C201	Manufacture of basic chemicals	18	6,667,213	6,303,149	80,455
C202	Manufacture of other chemical products, n.e.c.	36	3,907,480	3,478,088	146,032

Table 5.7 Number of Establishments and Intermediate Expense by Type for Manufacturing Establishments by Region and Industry Group: Philippines, 2018

(Values are in thousand PhP, except number of establishments. Details may not add-up to total due to rounding and/or statistical disclosure control.)

Continued

2009 PSIC Code	Region / Industry Description	Number of Establishments	Intermediate Expense		
			Total	Raw Materials Used	Materials and Supplies Used
		(1)	(2)	(3)	(4)
C210	Manufacture of pharmaceuticals, medicinal chemical and botanical products	4	1,565,658	1,471,677	44,265
C221	Manufacture of rubber products	7	1,707,590	1,309,901	146,618
C222	Manufacture of plastics products	71	5,055,766	4,237,553	345,944
C231	Manufacture of glass and glass products	7	1,564,823	716,518	577,958
C239	Manufacture of non-metallic mineral products, n.e.c.	45	18,386,637	8,306,450	6,916,159
C241	Manufacture of basic iron and steel	29	7,847,805	6,172,177	231,967
C242	Manufacture of basic precious and other non-ferrous metals	S	S	S	S
C243	Casting of metals	8	1,336,272	654,798	527,001
C251	Manufacture of structural metal products, tanks, reservoirs and steam generators	10	683,897	307,194	346,156
C252	Manufacture of weapons and ammunition	S	S	S	S
C259	Manufacture of other fabricated metal products; metal working service activities	50	3,905,702	3,011,851	439,987
C261	Manufacture of electronic components	10	11,913,052	3,512,407	2,292,532
C262	Manufacture of computers and peripheral equipment and accessories	S	S	S	S
C263	Manufacture of communication equipment	S	S	S	S
C264	Manufacture of consumer electronics	3	4,556,586	4,299,025	86,512
C265	Manufacture of measuring, testing, navigating and control equipment; watches and clocks	5	457,304	203,884	106,997
C267	Manufacture of optical instruments and photographic equipment	12	5,348,612	4,311,044	543,127
C271	Manufacture of electric motors, generators, transformers and electricity distribution and control apparatus	7	1,475,527	1,317,465	112,716
C273	Manufacture of wiring and wiring devices	S	S	S	S
C274	Manufacture of electric lighting equipment	4	581,224	542,746	16,081
C275	Manufacture of domestic appliances	S	S	S	S
C279	Manufacture of other electrical equipment	S	S	S	S
C281	Manufacture of general purpose machinery	5	2,965,746	2,602,734	247,831
C282	Manufacture of special purpose machinery	5	152,671	77,313	56,147
C291	Manufacture of motor vehicles	10	2,108,371	1,933,400	129,485

Table 5.7 Number of Establishments and Intermediate Expense by Type for Manufacturing Establishments by Region and Industry Group: Philippines, 2018

(Values are in thousand PhP, except number of establishments. Details may not add-up to total due to rounding and/or statistical disclosure control.)

Continued

2009 PSIC Code	Region / Industry Description	Number of Establishments	Intermediate Expense		
			Total	Raw Materials Used	Materials and Supplies Used
		(1)	(2)	(3)	(4)
C293	Manufacture of parts and accessories for motor vehicles	8	940,830	141,881	329,816
C301	Building of ships and boats	13	23,029,427	19,822,779	513,008
C309	Manufacture of transport equipment, n.e.c.	3	2,649,226	2,259,401	226,214
C310	Manufacture of furniture	173	5,390,771	4,208,312	728,162
C321	Manufacture of jewelry, bijouterie and related articles	37	1,018,846	839,233	39,898
C322	Manufacture of musical instruments	S	S	S	S
C323	Manufacture of sports goods	S	S	S	S
C324	Manufacture of games and toys	S	S	S	S
C325	Manufacture of medical and dental instruments and supplies	15	1,777,141	1,275,209	145,383
C329	Other manufacturing, n.e.c.	24	704,395	627,382	36,784
C331	Repair of fabricated metal products, machinery and equipment	66	447,431	161,305	154,314
VIII – Eastern Visayas		1,415	99,489,263	94,006,140	1,464,393
C101	Processing and preserving of meat	S	S	S	S
C102	Processing and preserving of fish, crustaceans and mollusks	8	281,564	222,309	25,545
C103	Processing and preserving of fruits and vegetables	5	14,552	12,614	68
C104	Manufacture of vegetable and animal oils and fats	7	3,739,239	3,533,366	56,144
C105	Manufacture of dairy products	S	S	S	S
C106	Manufacture of grain mill products, starches and starch products	100	480,711	440,468	944
C107	Manufacture of other food products	646	4,055,102	3,659,237	90,768
C110	Manufacture of beverages	365	1,483,376	990,503	275,491
C131	Spinning, weaving and finishing of textiles	4	200	62	72
C139	Manufacture of other textiles	S	S	S	S
C141	Manufacture of wearing apparel, except fur apparel	8	945	705	4
C142	Custom tailoring and dressmaking	34	6,576	2,519	2,813
C162	Manufacture of products of wood, cork, straw and plaiting materials	13	8,368	6,816	53
C170	Manufacture of paper and paper products	7	1,580,257	1,350,963	81,145
C181	Printing and service activities related to printing	76	149,605	120,300	4,992
C201	Manufacture of basic chemicals	7	511,083	497,712	1,857
C210	Manufacture of pharmaceuticals, medicinal chemical and botanical products	S	S	S	S
C222	Manufacture of plastics products	9	52,189	41,684	2,009
C231	Manufacture of glass and glass products	6	14,344	12,687	582

Table 5.7 Number of Establishments and Intermediate Expense by Type for Manufacturing Establishments by Region and Industry Group: Philippines, 2018

(Values are in thousand PhP, except number of establishments. Details may not add-up to total due to rounding and/or statistical disclosure control.)

Continued

2009 PSIC Code	Region / Industry Description	Number of Establishments	Intermediate Expense		
			Total	Raw Materials Used	Materials and Supplies Used
		(1)	(2)	(3)	(4)
C239	Manufacture of non-metallic mineral products, n.e.c.	38	10,516	5,507	309
C241	Manufacture of basic iron and steel	3	5,062	3,578	205
C242	Manufacture of basic precious and other non-ferrous metals	S	S	S	S
C243	Casting of metals	S	S	S	S
C251	Manufacture of structural metal products, tanks, reservoirs and steam generators	5	19,080	18,745	106
C259	Manufacture of other fabricated metal products; metal working service activities	38	4,914	3,004	172
C273	Manufacture of wiring and wiring devices	S	S	S	S
C282	Manufacture of special purpose machinery	S	S	S	S
C310	Manufacture of furniture	4	1,137	157	294
C321	Manufacture of jewelry, bijouterie and related articles	5	433	-	12
C329	Other manufacturing, n.e.c.	12	34,287	29,477	628
C331	Repair of fabricated metal products, machinery and equipment	6	46,715	37,041	345
IX – Zamboanga Peninsula		1,278	32,189,722	28,505,906	369,386
C101	Processing and preserving of meat	12	483,713	240,488	12,684
C102	Processing and preserving of fish, crustaceans and mollusks	29	9,292,020	7,543,700	147,568
C104	Manufacture of vegetable and animal oils and fats	6	13,547,739	13,437,298	14,025
C105	Manufacture of dairy products	4	918	468	212
C106	Manufacture of grain mill products, starches and starch products	133	632,260	517,464	12,816
C107	Manufacture of other food products	649	3,676,539	2,641,529	70,735
C108	Manufacture of prepared animal feeds	S	S	S	S
C110	Manufacture of beverages	151	152,860	68,477	7,979
C139	Manufacture of other textiles	S	S	S	S
C142	Custom tailoring and dressmaking	37	38,939	32,585	2,368
C161	Sawmilling and 1123lanning of wood	4	1,935	1,230	30
C162	Manufacture of products of wood, cork, straw and plaiting materials	S	S	S	S
C181	Printing and service activities related to printing	81	58,060	44,628	2,979
C221	Manufacture of rubber products	5	1,378,817	1,338,102	12,021
C222	Manufacture of plastics products	8	51,811	46,494	610
C231	Manufacture of glass and glass products	4	6,755	4,012	2,119
C239	Manufacture of non-metallic mineral products, n.e.c.	36	70,964	61,929	1,262

Table 5.7 Number of Establishments and Intermediate Expense by Type for Manufacturing Establishments by Region and Industry Group: Philippines, 2018

(Values are in thousand PhP, except number of establishments. Details may not add-up to total due to rounding and/or statistical disclosure control.)

Continued

Continued					
2009 PSIC Code	Region / Industry Description	Number of Establishments	Intermediate Expense		
			Total	Raw Materials Used	Materials and Supplies Used
		(1)	(2)	(3)	(4)
C241	Manufacture of basic iron and steel	5	57,696	55,774	195
C251	Manufacture of structural metal products, tanks, reservoirs and steam generators	12	13,992	10,512	185
C259	Manufacture of other fabricated metal products; metal working service activities	23	1,821,187	1,670,191	59,011
C310	Manufacture of furniture	26	63,677	55,998	1,457
C321	Manufacture of jewelry, bijouterie and related articles	S	S	S	S
C329	Other manufacturing, n.e.c.	4	396	-	-
C331	Repair of fabricated metal products, machinery and equipment	44	59,541	7,357	13,522
	X – Northern Mindanao	1,124	96,463,784	78,613,144	4,272,108
C101	Processing and preserving of meat	23	213,774	51,976	44,458
C102	Processing and preserving of fish, crustaceans and mollusks	S	S	S	S
C103	Processing and preserving of fruits and vegetables	15	15,677,735	13,756,609	218,880
C104	Manufacture of vegetable and animal oils and fats	9	11,805,908	11,096,159	54,836
C105	Manufacture of dairy products	6	62,769	60,118	289
C106	Manufacture of grain mill products, starches and starch products	36	23,672,919	21,439,469	87,170
C107	Manufacture of other food products	409	3,078,756	2,215,045	299,284
C108	Manufacture of prepared animal feeds	7	8,169,596	1,136,630	1,790,092
C110	Manufacture of beverages	182	4,791,895	2,874,303	1,300,213
C131	Spinning, weaving and finishing of textiles	3	125	121	2
C139	Manufacture of other textiles	5	4,134	3,015	464
C141	Manufacture of wearing apparel, except fur apparel	10	37,980	27,163	7,629
C142	Custom tailoring and dressmaking	43	23,886	17,466	1,695
C152	Manufacture of footwear	4	72,778	53,424	13,496
C161	Sawmilling and 1124lanning of wood	15	540,005	333,419	1,841
C162	Manufacture of products of wood, cork, straw and plaiting materials	14	249,296	181,693	2,905
C170	Manufacture of paper and paper products	6	3,461,065	3,102,442	75,195
C181	Printing and service activities related to printing	92	169,147	123,285	10,777
C192	Manufacture of refined petroleum products	3	2,400	1,019	306
C201	Manufacture of basic chemicals	11	18,110,874	17,718,150	74,426
C202	Manufacture of other chemical products, n.e.c.	4	2,064,607	1,933,706	85,057

Table 5.7 Number of Establishments and Intermediate Expense by Type for Manufacturing Establishments by Region and Industry Group: Philippines, 2018

(Values are in thousand PhP, except number of establishments. Details may not add-up to total due to rounding and/or statistical disclosure control.)

Continued

2009 PSIC Code	Region / Industry Description	Number of Establishments	Intermediate Expense		
			Total	Raw Materials Used	Materials and Supplies Used
		(1)	(2)	(3)	(4)
C210	Manufacture of pharmaceuticals, medicinal chemical and botanical products	S	S	S	S
C221	Manufacture of rubber products	S	S	S	S
C222	Manufacture of plastics products	22	204,702	75,191	27,124
C231	Manufacture of glass and glass products	3	585	254	1
C239	Manufacture of non-metallic mineral products, n.e.c.	38	1,885,561	972,950	27,681
C241	Manufacture of basic iron and steel	10	755,312	319,267	39,739
C243	Casting of metals	3	1,047	533	-
C251	Manufacture of structural metal products, tanks, reservoirs and steam generators	26	317,743	298,854	5,158
C259	Manufacture of other fabricated metal products; metal working service activities	17	54,283	48,624	367
C264	Manufacture of consumer electronics	S	S	S	S
C271	Manufacture of electric motors, generators, transformers and electricity distribution and control apparatus	S	S	S	S
C281	Manufacture of general purpose machinery	S	S	S	S
C282	Manufacture of special purpose machinery	S	S	S	S
C291	Manufacture of motor vehicles	3	23,674	22,451	-
C293	Manufacture of parts and accessories for motor vehicles	3	1,465	1,368	-
C310	Manufacture of furniture	39	200,595	173,577	16,386
C321	Manufacture of jewelry, bijouterie and related articles	S	S	S	S
C324	Manufacture of games and toys	S	S	S	S
C329	Other manufacturing, n.e.c.	S	S	S	S
C331	Repair of fabricated metal products, machinery and equipment	49	527,848	350,780	85,759
XI – Davao Region		1,478	85,698,793	72,759,657	2,762,596
C101	Processing and preserving of meat	13	808,511	665,447	30,746
C102	Processing and preserving of fish, crustaceans and mollusks	5	359,651	20,247	238,981
C103	Processing and preserving of fruits and vegetables	13	839,671	665,780	44,666
C104	Manufacture of vegetable and animal oils and fats	17	14,321,382	12,778,151	457,060
C105	Manufacture of dairy products	5	5,452	4,072	104
C106	Manufacture of grain mill products, starches and starch products	131	2,453,448	2,129,501	40,553
C107	Manufacture of other food products	430	11,436,164	10,311,463	296,790

Table 5.7 Number of Establishments and Intermediate Expense by Type for Manufacturing Establishments by Region and Industry Group: Philippines, 2018

(Values are in thousand PhP, except number of establishments. Details may not add-up to total due to rounding and/or statistical disclosure control.)

Continued

2009 PSIC Code	Region / Industry Description	Number of Establishments	Intermediate Expense		
			Total	Raw Materials Used	Materials and Supplies Used
		(1)	(2)	(3)	(4)
C108	Manufacture of prepared animal feeds	7	15,050,994	13,294,023	373,289
C110	Manufacture of beverages	270	11,550,296	10,573,134	169,787
C120	Manufacture of tobacco products	S	S	S	S
C139	Manufacture of other textiles	19	148,436	120,131	7,554
C141	Manufacture of wearing apparel, except fur apparel	23	98,255	88,616	3,378
C142	Custom tailoring and dressmaking	41	51,116	42,685	2,727
C152	Manufacture of footwear	5	3,788	3,553	59
C161	Sawmilling and 1126lanning of wood	3	36,357	17,283	5,154
C162	Manufacture of products of wood, cork, straw and plaiting materials	31	1,615,424	1,512,052	16,384
C170	Manufacture of paper and paper products	15	4,565,202	3,994,601	269,856
C181	Printing and service activities related to printing	123	1,129,677	935,167	70,079
C192	Manufacture of refined petroleum products	S	S	S	S
C201	Manufacture of basic chemicals	22	286,465	237,556	9,521
C202	Manufacture of other chemical products, n.e.c.	8	3,167,926	2,798,804	35,399
C210	Manufacture of pharmaceuticals, medicinal chemical and botanical products	8	659,094	125,638	4,157
C221	Manufacture of rubber products	4	33,787	32,683	130
C222	Manufacture of plastics products	42	5,328,129	4,134,317	466,461
C231	Manufacture of glass and glass products	4	43,733	36,690	190
C239	Manufacture of non-metallic mineral products, n.e.c.	46	6,817,369	4,225,645	121,200
C241	Manufacture of basic iron and steel	11	1,081,805	532,179	2,165
C242	Manufacture of basic precious and other non-ferrous metals	3	346,618	334,226	1,201
C243	Casting of metals	S	S	S	S
C251	Manufacture of structural metal products, tanks, reservoirs and steam generators	15	1,187,923	1,150,303	5,723
C252	Manufacture of weapons and ammunition	S	S	S	S
C259	Manufacture of other fabricated metal products; metal working service activities	10	241,153	217,447	9,048
C265	Manufacture of measuring, testing, navigating and control equipment; watches and clocks	S	S	S	S
C271	Manufacture of electric motors, generators, transformers and electricity distribution and control apparatus	S	S	S	S
C275	Manufacture of domestic appliances	3	5,036	2,935	361

Table 5.7 Number of Establishments and Intermediate Expense by Type for Manufacturing Establishments by Region and Industry Group: Philippines, 2018

(Values are in thousand PhP, except number of establishments. Details may not add-up to total due to rounding and/or statistical disclosure control.)

Continued

2009 PSIC Code	Region / Industry Description	Number of Establishments	Intermediate Expense		
			Total	Raw Materials Used	Materials and Supplies Used
		(1)	(2)	(3)	(4)
C281	Manufacture of general purpose machinery	4	43,652	30,497	52
C282	Manufacture of special purpose machinery	26	297,471	270,837	7,789
C291	Manufacture of motor vehicles	S	S	S	S
C293	Manufacture of parts and accessories for motor vehicles	3	233	167	6
C301	Building of ships and boats	S	S	S	S
C310	Manufacture of furniture	48	526,777	442,322	29,389
C321	Manufacture of jewelry, bijouterie and related articles	5	121,542	117,400	364
C329	Other manufacturing, n.e.c.	11	108,731	103,597	1,134
C331	Repair of fabricated metal products, machinery and equipment	44	364,730	287,554	30,770
XII – SOCCSKSARGEN		1,220	49,763,114	40,847,375	2,077,174
C101	Processing and preserving of meat	6	353,325	255,400	19,437
C102	Processing and preserving of fish, crustaceans and mollusks	24	31,311,535	25,927,880	438,534
C103	Processing and preserving of fruits and vegetables	S	S	S	S
C104	Manufacture of vegetable and animal oils and fats	7	8,554,135	6,976,227	1,017,339
C105	Manufacture of dairy products	3	7,610	3,875	375
C106	Manufacture of grain mill products, starches and starch products	180	1,153,488	824,963	65,579
C107	Manufacture of other food products	390	2,219,220	1,846,888	94,635
C108	Manufacture of prepared animal feeds	3	402,926	298,798	40,669
C110	Manufacture of beverages	250	312,051	207,642	10,394
C131	Spinning, weaving and finishing of textiles	6	3,206	3,028	57
C139	Manufacture of other textiles	3	53,800	53,111	122
C141	Manufacture of wearing apparel, except fur apparel	13	18,984	13,931	584
C142	Custom tailoring and dressmaking	51	19,545	12,324	2,728
C161	Sawmilling and planing of wood	7	42,123	39,646	210
C162	Manufacture of products of wood, cork, straw and plaiting materials	8	56,240	42,871	2,508
C170	Manufacture of paper and paper products	4	395,804	314,238	49,905
C181	Printing and service activities related to printing	107	335,724	264,806	28,237
C192	Manufacture of refined petroleum products	S	S	S	S
C201	Manufacture of basic chemicals	10	81,573	61,780	8,419
C202	Manufacture of other chemical products, n.e.c.	S	S	S	S

Table 5.7 Number of Establishments and Intermediate Expense by Type for Manufacturing Establishments by Region and Industry Group: Philippines, 2018

(Values are in thousand PhP, except number of establishments. Details may not add-up to total due to rounding and/or statistical disclosure control.)

Continued

2009 PSIC Code	Region / Industry Description	Number of Establishments	Intermediate Expense		
			Total	Raw Materials Used	Materials and Supplies Used
		(1)	(2)	(3)	(4)
C221	Manufacture of rubber products	S	S	S	S
C222	Manufacture of plastics products	S	S	S	S
C231	Manufacture of glass and glass products	S	S	S	S
C239	Manufacture of non-metallic mineral products, n.e.c.	32	160,875	151,641	1,677
C241	Manufacture of basic iron and steel	12	89,291	77,966	919
C243	Casting of metals	S	S	S	S
C251	Manufacture of structural metal products, tanks, reservoirs and steam generators	13	366,606	289,231	10,113
C259	Manufacture of other fabricated metal products; metal working service activities	42	2,535,901	2,346,497	84,219
C301	Building of ships and boats	S	S	S	S
C310	Manufacture of furniture	10	154,267	122,417	11,557
C323	Manufacture of sports goods	S	S	S	S
C331	Repair of fabricated metal products, machinery and equipment	29	539,127	179,553	182,111
XIII – Caraga		1,050	19,661,642	13,871,816	1,375,337
C101	Processing and preserving of meat	9	31,709	966	8,341
C102	Processing and preserving of fish, crustaceans and mollusks	S	S	S	S
C103	Processing and preserving of fruits and vegetables	S	S	S	S
C104	Manufacture of vegetable and animal oils and fats	5	1,990,174	1,476,937	366,113
C106	Manufacture of grain mill products, starches and starch products	46	354,393	323,912	1,531
C107	Manufacture of other food products	498	2,054,359	1,691,225	171,365
C108	Manufacture of prepared animal feeds	4	34	-	1
C110	Manufacture of beverages	167	26,184	7,938	4,563
C139	Manufacture of other textiles	3	153	64	13
C141	Manufacture of wearing apparel, except fur apparel	3	21,591	20,795	343
C142	Custom tailoring and dressmaking	22	15,148	12,053	641
C161	Sawmilling and planing of wood	7	103,801	23,341	38,157
C162	Manufacture of products of wood, cork, straw and plaiting materials	10	1,226,436	698,620	317,717
C181	Printing and service activities related to printing	86	93,963	64,547	16,994
C201	Manufacture of basic chemicals	S	S	S	S
C202	Manufacture of other chemical products, n.e.c.	13	314,328	268,633	4,436
C231	Manufacture of glass and glass products	S	S	S	S

Table 5.7 Number of Establishments and Intermediate Expense by Type for Manufacturing Establishments by Region and Industry Group: Philippines, 2018

(Values are in thousand PhP, except number of establishments. Details may not add-up to total due to rounding and/or statistical disclosure control.)

Continued

2009 PSIC Code	Region / Industry Description	Number of Establishments	Intermediate Expense		
			Total	Raw Materials Used	Materials and Supplies Used
		(1)	(2)	(3)	(4)
C239	Manufacture of non-metallic mineral products, n.e.c.	35	521,207	148,376	25,255
C241	Manufacture of basic iron and steel	3	9,289	8,051	383
C242	Manufacture of basic precious and other non-ferrous metals	S	S	S	S
C259	Manufacture of other fabricated metal products; metal working service activities	32	43,831	35,238	812
C275	Manufacture of domestic appliances	3	104	34	34
C301	Building of ships and boats	S	S	S	S
C309	Manufacture of transport equipment, n.e.c.	7	5,888	5,282	155
C310	Manufacture of furniture	29	20,898	15,116	839
C321	Manufacture of jewelry, bijouterie and related articles	9	533	318	89
C324	Manufacture of games and toys	3	126	92	9
C329	Other manufacturing, n.e.c.	12	13,894	11,643	1,472
C331	Repair of fabricated metal products, machinery and equipment	34	78,870	50,223	10,180
	Autonomous Region in Muslim Mindanao	343	4,426,924	3,178,987	691,042
C104	Manufacture of vegetable and animal oils and fats	S	S	S	S
C106	Manufacture of grain mill products, starches and starch products	46	3,890,163	2,755,266	676,340
C107	Manufacture of other food products	83	68,409	42,434	5,727
C108	Manufacture of prepared animal feeds	3	249	-	123
C110	Manufacture of beverages	124	69,627	42,774	3,892
C142	Custom tailoring and dressmaking	22	3,374	2,034	404
C181	Printing and service activities related to printing	46	6,075	4,338	440
C221	Manufacture of rubber products	S	S	S	S
C239	Manufacture of non-metallic mineral products, n.e.c.	7	135	-	65
C251	Manufacture of structural metal products, tanks, reservoirs and steam generators	5	1,030	349	238
C310	Manufacture of furniture	5	42,158	18,320	3,255

Table 5.7 Number of Establishments and Intermediate Expense by Type for Manufacturing Establishments by Region and Industry Group: Philippines, 2018

(Values are in thousand PhP, except number of establishments. Details may not add-up to total due to rounding and/or statistical disclosure control.)

Continued

2009 PSIC Code	Region / Industry Description	Intermediate Expense			
		Fuels, Lubricants, Oils and Greases Used	Electricity Purchased	Water Purchased	Industrial Service Done by Others
		(5)	(6)	(7)	(8)
	Philippines	56,069,089	129,625,297	15,648,846	228,704,815
C101	Processing and preserving of meat	1,037,308	2,976,220	361,653	5,000,286
C102	Processing and preserving of fish, crustaceans and mollusks	1,577,677	1,666,250	257,605	5,223,529
C103	Processing and preserving of fruits and vegetables	1,065,249	2,122,314	150,216	2,312,229
C104	Manufacture of vegetable and animal oils and fats	902,746	2,894,984	211,707	2,570,370
C105	Manufacture of dairy products	324,123	666,619	213,302	1,102,971
C106	Manufacture of grain mill products, starches and starch products	1,315,276	3,452,981	489,451	2,702,723
C107	Manufacture of other food products	6,247,019	9,217,600	2,088,551	10,985,432
C108	Manufacture of prepared animal feeds	2,290,322	5,380,169	826,615	3,358,689
C110	Manufacture of beverages	4,647,904	10,368,882	983,928	10,028,512
C120	Manufacture of tobacco products	316,737	439,998	35,394	595,964
C131	Spinning, weaving and finishing of textiles	299,458	1,215,281	321,370	371,799
C139	Manufacture of other textiles	110,394	537,116	135,869	408,528
C141	Manufacture of wearing apparel, except fur apparel	362,309	964,751	162,953	3,443,213
C142	Custom tailoring and dressmaking	23,530	60,593	11,294	19,106
C143	Manufacture of knitted and crocheted apparel	17,599	145,836	19,570	287,566
C151	Tanning and dressing of leather; manufacture of luggage and handbags	264,369	572,639	65,210	358,170
C152	Manufacture of footwear	82,374	312,462	40,356	107,322
C161	Sawmilling and 1130lanning of wood	72,770	162,255	59,401	39,344
C162	Manufacture of products of wood, cork, straw and plaiting materials	143,243	1,004,290	115,425	484,987
C170	Manufacture of paper and paper products	2,757,843	3,658,764	643,602	2,407,761
C181	Printing and service activities related to printing	411,230	927,354	182,941	1,347,704
C182	Reproduction of recorded media	20,064	20,706	2,743	41,263
C192	Manufacture of refined petroleum products	109,855	2,280,435	193,889	1,686,228
C199	Manufacture of other fuel products	42,960	5,550	490	83,009
C201	Manufacture of basic chemicals	2,519,701	2,153,392	194,109	2,164,105
C202	Manufacture of other chemical products, n.e.c.	1,354,406	2,168,099	366,468	7,943,949
C203	Manufacture of man-made fibers	S	S	S	S
C210	Manufacture of pharmaceuticals, medicinal chemical and botanical products	667,256	1,198,193	295,027	18,636,701
C221	Manufacture of rubber products	784,004	1,355,480	80,507	1,179,647
C222	Manufacture of plastics products	1,264,757	7,256,153	1,128,310	3,246,140

Table 5.7 Number of Establishments and Intermediate Expense by Type for Manufacturing Establishments by Region and Industry Group: Philippines, 2018

(Values are in thousand PhP, except number of establishments. Details may not add-up to total due to rounding and/or statistical disclosure control.)

Continued

2009 PSIC Code	Region / Industry Description	Intermediate Expense			
		Fuels, Lubricants, Oils and Greases Used	Electricity Purchased	Water Purchased	Industrial Service Done by Others
		(5)	(6)	(7)	(8)
C231	Manufacture of glass and glass products	2,268,472	1,029,842	76,802	569,107
C239	Manufacture of non-metallic mineral products, n.e.c.	10,938,970	13,381,860	547,860	11,279,039
C241	Manufacture of basic iron and steel	3,030,241	8,184,391	1,085,625	1,525,052
C242	Manufacture of basic precious and other non-ferrous metals	1,205,625	1,777,475	66,849	6,558,271
C243	Casting of metals	370,400	670,632	120,708	470,558
C251	Manufacture of structural metal products, tanks, reservoirs and steam generators	347,478	488,529	91,888	1,107,836
C252	Manufacture of weapons and ammunition	3,101	24,514	3,997	37,866
C259	Manufacture of other fabricated metal products; metal working service activities	930,771	2,207,282	282,064	2,580,238
C261	Manufacture of electronic components	1,453,540	19,757,523	1,721,259	25,794,056
C262	Manufacture of computers and peripheral equipment and accessories	1,237,574	2,774,040	282,219	653,982
C263	Manufacture of communication equipment	26,826	142,145	10,666	193,037
C264	Manufacture of consumer electronics	67,241	699,688	78,094	780,842
C265	Manufacture of measuring, testing, navigating and control equipment; watches and clocks	11,664	158,731	14,118	18,981
C267	Manufacture of optical instruments and photographic equipment	25,907	533,189	27,767	664,147
C271	Manufacture of electric motors, generators, transformers and electricity distribution and control apparatus	58,371	339,160	36,325	500,901
C272	Manufacture of batteries and accumulators	10,748	322,311	137,085	1,429,196
C273	Manufacture of wiring and wiring devices	113,926	461,495	67,519	652,583
C274	Manufacture of electric lighting equipment	72,588	392,347	16,509	131,834
C275	Manufacture of domestic appliances	34,585	126,705	21,105	164,192
C279	Manufacture of other electrical equipment	95,039	674,097	55,758	3,241,064
C281	Manufacture of general purpose machinery	275,684	779,422	55,362	2,110,220
C282	Manufacture of special purpose machinery	223,768	768,399	101,497	1,307,564
C291	Manufacture of motor vehicles	104,314	141,760	21,674	640,890
C292	Manufacture of bodies (coachwork) for motor vehicles; manufacture of trailers and semi-trailers	16,482	36,357	5,151	189,062

Table 5.7 Number of Establishments and Intermediate Expense by Type for Manufacturing Establishments by Region and Industry Group: Philippines, 2018

(Values are in thousand PhP, except number of establishments. Details may not add-up to total due to rounding and/or statistical disclosure control.)

Continued

2009 PSIC Code	Region / Industry Description	Intermediate Expense			
		Fuels, Lubricants, Oils and Greases Used	Electricity Purchased	Water Purchased	Industrial Service Done by Others
		(5)	(6)	(7)	(8)
C293	Manufacture of parts and accessories for motor vehicles	818,906	2,893,147	373,699	4,500,948
C301	Building of ships and boats	59,725	1,358,106	14,873	56,496,595
C302	Manufacture of railway locomotive and rolling stock	S	S	S	S
C303	Manufacture of air and spacecraft and related machinery	91,324	436,475	25,135	491,680
C309	Manufacture of transport equipment, n.e.c.	196,764	414,168	66,009	990,074
C310	Manufacture of furniture	324,450	794,741	182,591	1,673,976
C321	Manufacture of jewelry, bijouterie and related articles	9,549	33,616	11,500	126,904
C322	Manufacture of musical instruments	595	2,363	286	693
C323	Manufacture of sports goods	44,781	140,687	2,355	475,417
C324	Manufacture of games and toys	14,391	106,878	21,667	117,801
C325	Manufacture of medical and dental instruments and supplies	184,393	1,568,659	256,192	2,385,574
C329	Other manufacturing, n.e.c.	54,711	124,288	19,785	510,938
C331	Repair of fabricated metal products, machinery and equipment	300,943	666,866	107,054	10,192,261
C332	Installation of industrial machinery and equipment	4,151	4,691	855	2,619
	National Capital Region	11,723,175	23,143,423	4,824,388	49,862,611
C101	Processing and preserving of meat	256,292	294,409	108,888	956,732
C102	Processing and preserving of fish, crustaceans and mollusks	89,198	320,314	46,186	217,933
C103	Processing and preserving of fruits and vegetables	750,784	959,796	57,292	510,808
C104	Manufacture of vegetable and animal oils and fats	290,306	1,094,601	56,682	624,802
C105	Manufacture of dairy products	137,706	241,936	24,443	888,732
C106	Manufacture of grain mill products, starches and starch products	137,422	1,107,427	70,615	696,887
C107	Manufacture of other food products	1,904,709	2,702,430	879,275	2,926,047
C108	Manufacture of prepared animal feeds	104,724	218,365	71,095	881,337
C110	Manufacture of beverages	1,482,271	1,413,733	359,100	2,271,411
C120	Manufacture of tobacco products	208,448	200,095	9,175	439,090
C131	Spinning, weaving and finishing of textiles	35,691	202,537	56,537	44,878
C139	Manufacture of other textiles	76,634	355,001	69,102	221,204
C141	Manufacture of wearing apparel, except fur apparel	91,911	243,653	60,635	1,178,544
C142	Custom tailoring and dressmaking	8,255	24,554	6,083	2,446
C143	Manufacture of knitted and crocheted apparel	10,003	52,835	10,497	194,806

Table 5.7 Number of Establishments and Intermediate Expense by Type for Manufacturing Establishments by Region and Industry Group: Philippines, 2018

(Values are in thousand PhP, except number of establishments. Details may not add-up to total due to rounding and/or statistical disclosure control.)

Continued

2009 PSIC Code	Region / Industry Description	Intermediate Expense			
		Fuels, Lubricants, Oils and Greases Used	Electricity Purchased	Water Purchased	Industrial Service Done by Others
		(5)	(6)	(7)	(8)
C151	Tanning and dressing of leather; manufacture of luggage and handbags	9,236	15,056	2,949	12,962
C152	Manufacture of footwear	32,104	64,286	17,216	26,962
C161	Sawmilling and 1133lanning of wood	7,618	19,656	2,584	761
C162	Manufacture of products of wood, cork, straw and plaiting materials	10,461	22,329	6,494	23,929
C170	Manufacture of paper and paper products	771,856	1,160,360	286,804	1,234,952
C181	Printing and service activities related to printing	196,658	524,113	124,706	977,972
C192	Manufacture of refined petroleum products	6,156	2,238	327	15,786
C199	Manufacture of other fuel products	S	S	S	S
C201	Manufacture of basic chemicals	82,070	185,467	61,830	283,689
C202	Manufacture of other chemical products, n.e.c.	608,025	1,125,038	247,747	4,589,291
C203	Manufacture of man-made fibers	S	S	S	S
C210	Manufacture of pharmaceuticals, medicinal chemical and botanical products	331,459	459,476	111,698	17,096,326
C221	Manufacture of rubber products	106,169	377,038	34,779	277,544
C222	Manufacture of plastics products	521,105	3,306,493	677,662	1,079,024
C231	Manufacture of glass and glass products	843,454	315,596	53,624	277,646
C239	Manufacture of non-metallic mineral products, n.e.c.	401,391	128,580	32,671	1,158,398
C241	Manufacture of basic iron and steel	1,102,536	2,138,712	554,068	327,597
C242	Manufacture of basic precious and other non-ferrous metals	8,361	86,508	2,072	96,294
C243	Casting of metals	34,750	68,610	13,683	39,035
C251	Manufacture of structural metal products, tanks, reservoirs and steam generators	183,150	155,920	39,514	341,486
C252	Manufacture of weapons and ammunition	2,219	18,815	3,869	36,601
C259	Manufacture of other fabricated metal products; metal working service activities	300,030	718,689	92,368	649,521
C261	Manufacture of electronic components	149,965	1,493,938	273,938	1,385,587
C262	Manufacture of computers and peripheral equipment and accessories	S	S	S	S
C264	Manufacture of consumer electronics	1,713	15,369	2,911	8,030
C265	Manufacture of measuring, testing, navigating and control equipment; watches and clocks	6,330	6,405	649	2,741
C267	Manufacture of optical instruments and photographic equipment	S	S	S	S

Table 5.7 Number of Establishments and Intermediate Expense by Type for Manufacturing Establishments by Region and Industry Group: Philippines, 2018

(Values are in thousand PhP, except number of establishments. Details may not add-up to total due to rounding and/or statistical disclosure control.)

Continued

2009 PSIC Code	Region / Industry Description	Intermediate Expense			
		Fuels, Lubricants, Oils and Greases Used	Electricity Purchased	Water Purchased	Industrial Service Done by Others
		(5)	(6)	(7)	(8)
C271	Manufacture of electric motors, generators, transformers and electricity distribution and control apparatus	8,509	10,110	3,208	7,020
C272	Manufacture of batteries and accumulators	S	S	S	S
C273	Manufacture of wiring and wiring devices	24,585	180,479	41,321	140,871
C274	Manufacture of electric lighting equipment	3,361	7,468	1,859	4,951
C275	Manufacture of domestic appliances	11,138	70,867	6,460	62,502
C279	Manufacture of other electrical equipment	1,396	8,344	2,402	719
C281	Manufacture of general purpose machinery	37,302	85,788	17,698	240,090
C282	Manufacture of special purpose machinery	39,904	59,436	9,828	25,061
C291	Manufacture of motor vehicles	1,818	4,215	954	4,949
C292	Manufacture of bodies (coachwork) for motor vehicles; manufacture of trailers and semi-trailers	6,482	13,811	3,534	28,318
C293	Manufacture of parts and accessories for motor vehicles	3,313	21,913	4,341	92,565
C301	Building of ships and boats	3,554	5,124	1,159	4,042
C303	Manufacture of air and spacecraft and related machinery	S	S	S	S
C309	Manufacture of transport equipment, n.e.c.	37,365	48,155	7,961	30,403
C310	Manufacture of furniture	106,474	360,476	112,823	1,323,829
C321	Manufacture of jewelry, bijouterie and related articles	1,341	2,711	614	6,082
C322	Manufacture of musical instruments	S	S	S	S
C323	Manufacture of sports goods	3,248	13,092	359	217,107
C324	Manufacture of games and toys	4,578	19,069	4,691	15,229
C325	Manufacture of medical and dental instruments and supplies	3,001	27,374	1,945	7,853
C329	Other manufacturing, n.e.c.	25,447	39,008	10,112	111,749
C331	Repair of fabricated metal products, machinery and equipment	92,800	267,216	54,196	5,529,247
C332	Installation of industrial machinery and equipment	2,233	1,089	311	1,014
	Cordillera Administrative Region	165,548	1,201,251	58,637	1,006,112
C101	Processing and preserving of meat	1,273	8,029	2,896	-
C102	Processing and preserving of fish, crustaceans and mollusks	724	563	193	783
C103	Processing and preserving of fruits and vegetables	3,417	1,274	281	53,754

Table 5.7 Number of Establishments and Intermediate Expense by Type for Manufacturing Establishments by Region and Industry Group: Philippines, 2018

(Values are in thousand PhP, except number of establishments. Details may not add-up to total due to rounding and/or statistical disclosure control.)

Continued

2009 PSIC Code	Region / Industry Description	Intermediate Expense			
		Fuels, Lubricants, Oils and Greases Used	Electricity Purchased	Water Purchased	Industrial Service Done by Others
		(5)	(6)	(7)	(8)
C105	Manufacture of dairy products	S	S	S	S
C106	Manufacture of grain mill products, starches and starch products	1,870	377	28	574
C107	Manufacture of other food products	40,144	27,746	6,085	22,410
C110	Manufacture of beverages	25,059	23,240	1,143	18,747
C131	Spinning, weaving and finishing of textiles	336	480	125	51
C139	Manufacture of other textiles	434	1,503	366	7,391
C141	Manufacture of wearing apparel, except fur apparel	S	S	S	S
C142	Custom tailoring and dressmaking	2,389	1,295	549	3,324
C162	Manufacture of products of wood, cork, straw and plaiting materials	70	154	28	405
C181	Printing and service activities related to printing	2,213	1,916	316	3,164
C201	Manufacture of basic chemicals	372	197	84	639
C221	Manufacture of rubber products	1	6	5	2
C222	Manufacture of plastics products	S	S	S	S
C231	Manufacture of glass and glass products	S	S	S	S
C239	Manufacture of non-metallic mineral products, n.e.c.	3,344	5,321	388	1,454
C241	Manufacture of basic iron and steel	147	3,884	971	-
C251	Manufacture of structural metal products, tanks, reservoirs and steam generators	108	260	59	459
C259	Manufacture of other fabricated metal products; metal working service activities	444	454	99	2,590
C261	Manufacture of electronic components	S	S	S	S
C303	Manufacture of air and spacecraft and related machinery	S	S	S	S
C310	Manufacture of furniture	620	485	146	1,258
C321	Manufacture of jewelry, bijouterie and related articles	S	S	S	S
I – Ilocos Region		601,651	2,239,240	401,248	1,762,785
C101	Processing and preserving of meat	6,694	81,998	296	326,742
C102	Processing and preserving of fish, crustaceans and mollusks	30,462	54,954	307	157,028
C103	Processing and preserving of fruits and vegetables	17,434	4,334	31	5,780
C105	Manufacture of dairy products	S	S	S	S
C106	Manufacture of grain mill products, starches and starch products	17,622	30,151	8,906	9,886
C107	Manufacture of other food products	46,948	266,180	11,658	86,357
C108	Manufacture of prepared animal feeds	3,496	495	100	15
C110	Manufacture of beverages	42,158	19,397	2,630	285,372

Table 5.7 Number of Establishments and Intermediate Expense by Type for Manufacturing Establishments
by Region and Industry Group: Philippines, 2018

(Values are in thousand PhP, except number of establishments. Details may not add-up to total due to rounding and/or statistical disclosure control.)

Continued

2009 PSIC Code	Region / Industry Description	Intermediate Expense			
		Fuels, Lubricants, Oils and Greases Used	Electricity Purchased	Water Purchased	Industrial Service Done by Others
		(5)	(6)	(7)	(8)
C120	Manufacture of tobacco products	S	S	S	S
C131	Spinning, weaving and finishing of textiles	22	81	16	77
C141	Manufacture of wearing apparel, except fur apparel	242	154	14	28
C142	Custom tailoring and dressmaking	200	1,421	115	363
C152	Manufacture of footwear	48	93	15	-
C162	Manufacture of products of wood, cork, straw and plaiting materials	420	452	107	-
C170	Manufacture of paper and paper products	1,503	21,460	6,938	18,560
C181	Printing and service activities related to printing	8,391	9,887	430	3,572
C201	Manufacture of basic chemicals	4,356	4,835	284	7,441
C210	Manufacture of pharmaceuticals, medicinal chemical and botanical products	S	S	S	S
C221	Manufacture of rubber products	-	53	13	19
C231	Manufacture of glass and glass products	18	885	50	-
C239	Manufacture of non-metallic mineral products, n.e.c.	410,624	1,729,912	367,349	846,525
C241	Manufacture of basic iron and steel	212	5,169	566	6,058
C251	Manufacture of structural metal products, tanks, reservoirs and steam generators	1,743	1,882	368	5,290
C259	Manufacture of other fabricated metal products; metal working service activities	1,346	494	71	865
C273	Manufacture of wiring and wiring devices	S	S	S	S
C282	Manufacture of special purpose machinery	S	S	S	S
C292	Manufacture of bodies (coachwork) for motor vehicles; manufacture of trailers and semi-trailers	1,604	119	14	8
C293	Manufacture of parts and accessories for motor vehicles	51	49	7	-
C309	Manufacture of transport equipment, n.e.c.	325	673	77	-
C321	Manufacture of jewelry, bijouterie and related articles	S	S	S	S
C324	Manufacture of games and toys	S	S	S	S
C329	Other manufacturing, n.e.c.	947	743	55	212
C331	Repair of fabricated metal products, machinery and equipment	2,574	2,039	484	992
II – Cagayan Valley		658,080	601,842	80,609	481,000
C101	Processing and preserving of meat	9,277	15,657	7,996	16,335

Table 5.7 Number of Establishments and Intermediate Expense by Type for Manufacturing Establishments by Region and Industry Group: Philippines, 2018

(Values are in thousand PhP, except number of establishments. Details may not add-up to total due to rounding and/or statistical disclosure control.)

Continued

2009 PSIC Code	Region / Industry Description	Intermediate Expense			
		Fuels, Lubricants, Oils and Greases Used	Electricity Purchased	Water Purchased	Industrial Service Done by Others
		(5)	(6)	(7)	(8)
C102	Processing and preserving of fish, crustaceans and mollusks	21	59	25	-
C103	Processing and preserving of fruits and vegetables	69	63	14	287
C104	Manufacture of vegetable and animal oils and fats	S	S	S	S
C105	Manufacture of dairy products	543	267	64	86
C106	Manufacture of grain mill products, starches and starch products	313,118	361,475	37,811	160,818
C107	Manufacture of other food products	26,570	38,075	13,654	7,499
C108	Manufacture of prepared animal feeds	50,253	8,763	4,411	62,808
C110	Manufacture of beverages	181,994	140,588	5,001	107,364
C120	Manufacture of tobacco products	3,259	10,833	7,053	5,517
C131	Spinning, weaving and finishing of textiles	56	142	8	34
C139	Manufacture of other textiles	132	250	107	-
C142	Custom tailoring and dressmaking	870	1,324	499	377
C151	Tanning and dressing of leather; manufacture of luggage and handbags	197	80	39	60
C162	Manufacture of products of wood, cork, straw and plaiting materials	77	75	21	-
C181	Printing and service activities related to printing	7,174	8,527	1,870	8,076
C182	Reproduction of recorded media	226	139	60	30
C199	Manufacture of other fuel products	S	S	S	S
C201	Manufacture of basic chemicals	S	S	S	S
C222	Manufacture of plastics products	275	43	24	142
C239	Manufacture of non-metallic mineral products, n.e.c.	2,711	1,934	461	748
C241	Manufacture of basic iron and steel	147	161	46	36
C251	Manufacture of structural metal products, tanks, reservoirs and steam generators	373	612	98	1,192
C252	Manufacture of weapons and ammunition	S	S	S	S
C259	Manufacture of other fabricated metal products; metal working service activities	1,598	1,911	599	232
C279	Manufacture of other electrical equipment	2,358	2,482	-	-
C282	Manufacture of special purpose machinery	2,548	2,010	264	1,260
C310	Manufacture of furniture	11,377	2,542	91	1,108
C321	Manufacture of jewelry, bijouterie and related articles	33	70	27	-
C329	Other manufacturing, n.e.c.	S	S	S	S
C331	Repair of fabricated metal products, machinery and equipment	112	588	169	169

Table 5.7 Number of Establishments and Intermediate Expense by Type for Manufacturing Establishments
by Region and Industry Group: Philippines, 2018

(Values are in thousand PhP, except number of establishments. Details may not add-up to total due to rounding and/or statistical disclosure control.)

Continued

2009 PSIC Code	Region / Industry Description	Intermediate Expense			
		Fuels, Lubricants, Oils and Greases Used	Electricity Purchased	Water Purchased	Industrial Service Done by Others
		(5)	(6)	(7)	(8)
III – Central Luzon		9,218,322	25,898,539	2,527,412	75,124,660
C101	Processing and preserving of meat	191,963	658,434	77,703	1,619,554
C102	Processing and preserving of fish, crustaceans and mollusks	31,601	75,138	12,486	29,212
C103	Processing and preserving of fruits and vegetables	53,890	60,400	10,019	430,151
C104	Manufacture of vegetable and animal oils and fats	487	583	272	5,058
C105	Manufacture of dairy products	6,552	101,731	5,868	90,511
C106	Manufacture of grain mill products, starches and starch products	132,176	460,559	66,182	129,072
C107	Manufacture of other food products	766,562	1,555,737	295,599	1,034,202
C108	Manufacture of prepared animal feeds	236,752	787,389	171,384	895,824
C110	Manufacture of beverages	890,137	639,057	51,680	985,713
C120	Manufacture of tobacco products	S	S	S	S
C131	Spinning, weaving and finishing of textiles	245,165	802,611	219,349	68,997
C139	Manufacture of other textiles	6,433	56,507	1,238	123,279
C141	Manufacture of wearing apparel, except fur apparel	145,127	131,917	40,931	129,766
C142	Custom tailoring and dressmaking	1,264	4,363	770	2,035
C143	Manufacture of knitted and crocheted apparel	114	14,368	756	50,369
C151	Tanning and dressing of leather; manufacture of luggage and handbags	14,867	238,393	15,201	19,290
C152	Manufacture of footwear	5,934	46,119	4,074	8,865
C161	Sawmilling and 1138lanning of wood	S	S	S	S
C162	Manufacture of products of wood, cork, straw and plaiting materials	16,219	116,718	7,410	6,375
C170	Manufacture of paper and paper products	1,267,665	1,339,678	160,399	344,546
C181	Printing and service activities related to printing	11,059	20,863	3,758	12,245
C192	Manufacture of refined petroleum products	1,245	2,090,643	181,868	369,140
C201	Manufacture of basic chemicals	87,710	628,601	39,022	99,636
C202	Manufacture of other chemical products, n.e.c.	89,242	148,375	38,745	90,863
C210	Manufacture of pharmaceuticals, medicinal chemical and botanical products	39,132	141,311	18,744	210,437
C221	Manufacture of rubber products	552,326	409,720	25,651	608,216
C222	Manufacture of plastics products	175,266	949,790	182,963	264,529
C231	Manufacture of glass and glass products	5,032	38,531	1,582	19,011
C239	Manufacture of non-metallic mineral products, n.e.c.	3,118,776	5,521,061	28,798	3,514,386

Table 5.7 Number of Establishments and Intermediate Expense by Type for Manufacturing Establishments by Region and Industry Group: Philippines, 2018

(Values are in thousand PhP, except number of establishments. Details may not add-up to total due to rounding and/or statistical disclosure control.)

Continued

2009 PSIC Code	Region / Industry Description	Intermediate Expense			
		Fuels, Lubricants, Oils and Greases Used	Electricity Purchased	Water Purchased	Industrial Service Done by Others
		(5)	(6)	(7)	(8)
C241	Manufacture of basic iron and steel	323,528	2,626,187	344,715	218,382
C242	Manufacture of basic precious and other non-ferrous metals	30,075	27,481	4,825	4,859
C243	Casting of metals	9,196	17,415	7,418	11,323
C251	Manufacture of structural metal products, tanks, reservoirs and steam generators	15,774	62,350	5,962	128,988
C259	Manufacture of other fabricated metal products; metal working service activities	100,462	172,807	32,541	155,306
C261	Manufacture of electronic components	144,790	2,836,828	186,299	2,046,517
C262	Manufacture of computers and peripheral equipment and accessories	219,604	753,837	38,318	93,132
C263	Manufacture of communication equipment	S	S	S	S
C264	Manufacture of consumer electronics	691	3,777	225	273
C265	Manufacture of measuring, testing, navigating and control equipment; watches and clocks	526	6,736	368	602
C271	Manufacture of electric motors, generators, transformers and electricity distribution and control apparatus	13,369	7,731	1,764	34,136
C272	Manufacture of batteries and accumulators	S	S	S	S
C273	Manufacture of wiring and wiring devices	8,438	103,505	7,006	118,363
C274	Manufacture of electric lighting equipment	3,782	18,217	3,547	3,795
C275	Manufacture of domestic appliances	14,790	19,389	8,310	-
C279	Manufacture of other electrical equipment	3,183	13,153	2,209	14,662
C281	Manufacture of general purpose machinery	8,913	40,952	3,759	366,947
C282	Manufacture of special purpose machinery	4,292	9,260	1,850	14,188
C291	Manufacture of motor vehicles	2,883	1,095	395	4,623
C292	Manufacture of bodies (coachwork) for motor vehicles; manufacture of trailers and semi-trailers	S	S	S	S
C293	Manufacture of parts and accessories for motor vehicles	24,141	334,383	10,950	256,384
C301	Building of ships and boats	S	S	S	S
C303	Manufacture of air and spacecraft and related machinery	15,808	30,927	9,836	12,841
C309	Manufacture of transport equipment, n.e.c.	1,844	2,687	451	3,232
C310	Manufacture of furniture	31,400	75,146	14,530	45,424

Table 5.7 Number of Establishments and Intermediate Expense by Type for Manufacturing Establishments by Region and Industry Group: Philippines, 2018

(Values are in thousand PhP, except number of establishments. Details may not add-up to total due to rounding and/or statistical disclosure control.)

Continued

2009 PSIC Code	Region / Industry Description	Intermediate Expense			
		Fuels, Lubricants, Oils and Greases Used	Electricity Purchased	Water Purchased	Industrial Service Done by Others
		(5)	(6)	(7)	(8)
C321	Manufacture of jewelry, bijouterie and related articles	1,307	5,163	722	4,318
C322	Manufacture of musical instruments	S	S	S	S
C323	Manufacture of sports goods	37,019	101,643	447	165,767
C324	Manufacture of games and toys	1,857	6,954	1,422	2,431
C325	Manufacture of medical and dental instruments and supplies	24,866	233,656	19,156	446,200
C329	Other manufacturing, n.e.c.	6,114	31,616	3,202	210,537
C331	Repair of fabricated metal products, machinery and equipment	36,129	89,631	5,088	3,770,411
C332	Installation of industrial machinery and equipment	S	S	S	S
IVA – CALABARZON		19,572,137	49,042,851	4,563,366	64,685,376
C101	Processing and preserving of meat	313,204	1,321,428	107,219	1,462,107
C102	Processing and preserving of fish, crustaceans and mollusks	9,216	144,538	9,937	108,109
C103	Processing and preserving of fruits and vegetables	122,963	100,689	16,061	302,742
C104	Manufacture of vegetable and animal oils and fats	143,379	434,889	36,651	539,107
C105	Manufacture of dairy products	175,024	314,960	181,370	119,970
C106	Manufacture of grain mill products, starches and starch products	40,876	125,401	13,655	61,086
C107	Manufacture of other food products	1,252,334	2,280,604	367,381	4,384,143
C108	Manufacture of prepared animal feeds	48,554	127,347	14,033	210,064
C110	Manufacture of beverages	904,275	6,861,141	299,514	4,376,527
C120	Manufacture of tobacco products	76,614	72,321	3,307	145,582
C131	Spinning, weaving and finishing of textiles	17,492	201,484	44,863	256,447
C139	Manufacture of other textiles	16,797	83,049	10,351	33,819
C141	Manufacture of wearing apparel, except fur apparel	93,538	307,291	34,299	878,809
C142	Custom tailoring and dressmaking	4,116	7,092	502	3,084
C143	Manufacture of knitted and crocheted apparel	7,482	78,633	8,317	42,391
C151	Tanning and dressing of leather; manufacture of luggage and handbags	239,491	312,900	46,694	325,279
C152	Manufacture of footwear	32,193	116,526	8,831	31,837
C161	Sawmilling and planing of wood	S	S	S	S
C162	Manufacture of products of wood, cork, straw and plaiting materials	58,424	559,828	46,320	392,986
C170	Manufacture of paper and paper products	326,890	803,554	132,926	504,853
C181	Printing and service activities related to printing	116,062	182,106	24,828	191,473
C182	Reproduction of recorded media	S	S	S	S

Table 5.7 Number of Establishments and Intermediate Expense by Type for Manufacturing Establishments by Region and Industry Group: Philippines, 2018

(Values are in thousand PhP, except number of establishments. Details may not add-up to total due to rounding and/or statistical disclosure control.)

Continued

2009 PSIC Code	Region / Industry Description	Intermediate Expense			
		Fuels, Lubricants, Oils and Greases Used	Electricity Purchased	Water Purchased	Industrial Service Done by Others
		(5)	(6)	(7)	(8)
C192	Manufacture of refined petroleum products	S	S	S	S
C199	Manufacture of other fuel products	S	S	S	S
C201	Manufacture of basic chemicals	1,915,501	1,042,372	53,148	1,159,257
C202	Manufacture of other chemical products, n.e.c.	536,991	698,717	60,873	2,890,689
C210	Manufacture of pharmaceuticals, medicinal chemical and botanical products	270,156	563,529	153,590	809,889
C221	Manufacture of rubber products	97,213	351,541	14,218	258,505
C222	Manufacture of plastics products	313,231	2,197,044	183,250	1,655,774
C231	Manufacture of glass and glass products	1,319,589	566,643	5,436	216,213
C239	Manufacture of non-metallic mineral products, n.e.c.	5,302,973	2,485,797	75,269	3,450,950
C241	Manufacture of basic iron and steel	709,710	2,295,716	40,831	706,341
C242	Manufacture of basic precious and other non-ferrous metals	21,214	34,419	6,405	10,201
C243	Casting of metals	285,675	469,313	90,598	395,034
C251	Manufacture of structural metal products, tanks, reservoirs and steam generators	97,895	213,364	31,404	589,154
C252	Manufacture of weapons and ammunition	S	S	S	S
C259	Manufacture of other fabricated metal products; metal working service activities	458,213	967,325	127,029	1,527,610
C261	Manufacture of electronic components	1,068,143	12,744,436	1,041,774	17,679,087
C262	Manufacture of computers and peripheral equipment and accessories	1,016,435	1,972,089	237,776	531,322
C263	Manufacture of communication equipment	25,609	38,528	3,171	114,772
C264	Manufacture of consumer electronics	60,297	584,153	72,714	700,473
C265	Manufacture of measuring, testing, navigating and control equipment; watches and clocks	2,724	18,086	6,812	3,778
C267	Manufacture of optical instruments and photographic equipment	18,533	272,968	8,694	431,010
C271	Manufacture of electric motors, generators, transformers and electricity distribution and control apparatus	34,662	282,316	29,884	454,698
C272	Manufacture of batteries and accumulators	S	S	S	S
C273	Manufacture of wiring and wiring devices	80,423	170,631	18,742	391,164
C274	Manufacture of electric lighting equipment	63,583	347,530	10,687	122,104
C275	Manufacture of domestic appliances	6,087	28,150	5,223	100,699

Table 5.7 Number of Establishments and Intermediate Expense by Type for Manufacturing Establishments by Region and Industry Group: Philippines, 2018

(Values are in thousand PhP, except number of establishments. Details may not add-up to total due to rounding and/or statistical disclosure control.)

Continued

2009 PSIC Code	Region / Industry Description	Intermediate Expense			
		Fuels, Lubricants, Oils and Greases Used	Electricity Purchased	Water Purchased	Industrial Service Done by Others
		(5)	(6)	(7)	(8)
C279	Manufacture of other electrical equipment	85,877	563,688	49,289	3,198,060
C281	Manufacture of general purpose machinery	208,557	595,853	27,615	1,448,808
C282	Manufacture of special purpose machinery	150,909	683,460	87,561	1,241,213
C291	Manufacture of motor vehicles	90,624	103,589	18,330	627,233
C292	Manufacture of bodies (coachwork) for motor vehicles; manufacture of trailers and semi-trailers	8,381	21,929	1,539	160,736
C293	Manufacture of parts and accessories for motor vehicles	755,197	2,130,863	350,469	4,132,538
C301	Building of ships and boats	4,886	5,243	739	6,784
C302	Manufacture of railway locomotive and rolling stock	S	S	S	S
C303	Manufacture of air and spacecraft and related machinery	S	S	S	S
C309	Manufacture of transport equipment, n.e.c.	152,028	276,606	46,391	894,755
C310	Manufacture of furniture	60,992	97,034	19,157	121,747
C321	Manufacture of jewelry, bijouterie and related articles	1,465	4,540	1,311	5,427
C322	Manufacture of musical instruments	S	S	S	S
C323	Manufacture of sports goods	4,159	17,683	1,467	90,308
C324	Manufacture of games and toys	6,675	39,170	5,531	59,287
C325	Manufacture of medical and dental instruments and supplies	139,987	1,182,265	225,097	1,726,870
C329	Other manufacturing, n.e.c.	7,966	22,992	3,368	170,080
C331	Repair of fabricated metal products, machinery and equipment	64,296	151,278	23,177	639,817
C332	Installation of industrial machinery and equipment	S	S	S	S
	MIMAROPA	189,124	315,457	49,255	1,933,107
C101	Processing and preserving of meat	221	522	32	116
C102	Processing and preserving of fish, crustaceans and mollusks	S	S	S	S
C103	Processing and preserving of fruits and vegetables	S	S	S	S
C104	Manufacture of vegetable and animal oils and fats	7,449	17,525	4,296	44
C105	Manufacture of dairy products	8	91	23	9
C106	Manufacture of grain mill products, starches and starch products	53,336	115,682	13,042	38,842
C107	Manufacture of other food products	19,236	140,522	15,771	15,064
C110	Manufacture of beverages	13,435	14,239	14,735	2,109
C131	Spinning, weaving and finishing of textiles	56	21	5	-

Table 5.7 Number of Establishments and Intermediate Expense by Type for Manufacturing Establishments by Region and Industry Group: Philippines, 2018

(Values are in thousand PhP, except number of establishments. Details may not add-up to total due to rounding and/or statistical disclosure control.)

Continued

2009 PSIC Code	Region / Industry Description	Intermediate Expense			
		Fuels, Lubricants, Oils and Greases Used	Electricity Purchased	Water Purchased	Industrial Service Done by Others
		(5)	(6)	(7)	(8)
C141	Manufacture of wearing apparel, except fur apparel	-	299	120	-
C142	Custom tailoring and dressmaking	328	1,670	39	-
C151	Tanning and dressing of leather; manufacture of luggage and handbags	56	38	11	59
C161	Sawmilling and planing of wood	173	80	-	74
C162	Manufacture of products of wood, cork, straw and plaiting materials	347	347	66	1,396
C181	Printing and service activities related to printing	1,544	12,359	344	3,789
C201	Manufacture of basic chemicals	13	63	14	-
C202	Manufacture of other chemical products, n.e.c.	S	S	S	S
C210	Manufacture of pharmaceuticals, medicinal chemical and botanical products	S	S	S	S
C222	Manufacture of plastics products	20	421	11	5
C239	Manufacture of non-metallic mineral products, n.e.c.	1,244	1,929	126	237
C241	Manufacture of basic iron and steel	221	113	17	27
C242	Manufacture of basic precious and other non-ferrous metals	S	S	S	S
C259	Manufacture of other fabricated metal products; metal working service activities	496	1,090	28	-
C282	Manufacture of special purpose machinery	S	S	S	S
C310	Manufacture of furniture	885	3,448	70	71
C331	Repair of fabricated metal products, machinery and equipment	16	402	172	205
V – Bicol Region		650,902	973,855	39,047	984,182
C101	Processing and preserving of meat	4,743	20,432	4,174	14,311
C102	Processing and preserving of fish, crustaceans and mollusks	3,293	3,524	890	970
C103	Processing and preserving of fruits and vegetables	414	313	71	150
C104	Manufacture of vegetable and animal oils and fats	10,659	229,563	698	158,157
C105	Manufacture of dairy products	254	732	186	127
C106	Manufacture of grain mill products, starches and starch products	24,798	111,495	1,654	12,995
C107	Manufacture of other food products	45,969	80,714	18,782	45,263
C108	Manufacture of prepared animal feeds	21,821	10,732	104	14,406
C110	Manufacture of beverages	29,158	45,710	2,453	7,706
C120	Manufacture of tobacco products	S	S	S	S
C131	Spinning, weaving and finishing of textiles	36	8	2	9

Table 5.7 Number of Establishments and Intermediate Expense by Type for Manufacturing Establishments by Region and Industry Group: Philippines, 2018

(Values are in thousand PhP, except number of establishments. Details may not add-up to total due to rounding and/or statistical disclosure control.)

Continued

2009 PSIC Code	Region / Industry Description	Intermediate Expense			
		Fuels, Lubricants, Oils and Greases Used	Electricity Purchased	Water Purchased	Industrial Service Done by Others
		(5)	(6)	(7)	(8)
C139	Manufacture of other textiles	2,564	5,524	3,222	4,464
C141	Manufacture of wearing apparel, except fur apparel	450	2,284	114	924
C142	Custom tailoring and dressmaking	-746	2,394	330	74
C151	Tanning and dressing of leather; manufacture of luggage and handbags	-	103	10	23
C152	Manufacture of footwear	91	164	18	-
C162	Manufacture of products of wood, cork, straw and plaiting materials	5,084	6,216	1,464	3,692
C170	Manufacture of paper and paper products	35,726	33,099	183	20,185
C181	Printing and service activities related to printing	4,332	10,880	1,585	2,491
C201	Manufacture of basic chemicals	108	26	6	3,148
C210	Manufacture of pharmaceuticals, medicinal chemical and botanical products	1,051	594	-	-
C231	Manufacture of glass and glass products	S	S	S	S
C239	Manufacture of non-metallic mineral products, n.e.c.	107,211	397,408	529	66,775
C241	Manufacture of basic iron and steel	888	752	136	10,069
C242	Manufacture of basic precious and other non-ferrous metals	S	S	S	S
C251	Manufacture of structural metal products, tanks, reservoirs and steam generators	623	1,105	61	990
C259	Manufacture of other fabricated metal products; metal working service activities	309	432	152	753
C281	Manufacture of general purpose machinery	2,003	3,298	825	1,972
C282	Manufacture of special purpose machinery	405	1,175	90	-
C293	Manufacture of parts and accessories for motor vehicles	-	46	17	43
C310	Manufacture of furniture	155	694	385	-
C329	Other manufacturing, n.e.c.	1,163	1,897	534	1,202
C331	Repair of fabricated metal products, machinery and equipment	4,588	2,187	352	4,402
VI – Western Visayas		1,804,651	1,259,811	100,398	2,547,840
C101	Processing and preserving of meat	48,592	19,333	2,572	12,377
C102	Processing and preserving of fish, crustaceans and mollusks	5,948	29,812	2,552	10,566
C103	Processing and preserving of fruits and vegetables	S	S	S	S

Table 5.7 Number of Establishments and Intermediate Expense by Type for Manufacturing Establishments by Region and Industry Group: Philippines, 2018

(Values are in thousand PhP, except number of establishments. Details may not add-up to total due to rounding and/or statistical disclosure control.)

Continued

2009 PSIC Code	Region / Industry Description	Intermediate Expense			
		Fuels, Lubricants, Oils and Greases Used	Electricity Purchased	Water Purchased	Industrial Service Done by Others
		(5)	(6)	(7)	(8)
C104	Manufacture of vegetable and animal oils and fats	6,633	5,571	898	2,798
C105	Manufacture of dairy products	162	286	184	-
C106	Manufacture of grain mill products, starches and starch products	28,965	74,675	4,266	42,762
C107	Manufacture of other food products	926,416	513,554	33,160	1,641,151
C108	Manufacture of prepared animal feeds	25,594	83,147	1,145	85,192
C110	Manufacture of beverages	323,904	337,211	22,818	460,406
C131	Spinning, weaving and finishing of textiles	224	444	147	1,078
C139	Manufacture of other textiles	137	90	46	67
C141	Manufacture of wearing apparel, except fur apparel	324	884	121	741
C142	Custom tailoring and dressmaking	982	2,745	449	639
C161	Sawmilling and planing of wood	313	131	1	906
C162	Manufacture of products of wood, cork, straw and plaiting materials	3,316	1,730	409	1,546
C181	Printing and service activities related to printing	4,916	10,605	1,940	7,186
C192	Manufacture of refined petroleum products	S	S	S	S
C201	Manufacture of basic chemicals	328,568	106,317	17,746	222,231
C202	Manufacture of other chemical products, n.e.c.	S	S	S	S
C210	Manufacture of pharmaceuticals, medicinal chemical and botanical products	1,681	1,185	227	4,799
C221	Manufacture of rubber products	8	27	-	-
C222	Manufacture of plastics products	19,361	37,013	5,160	3,427
C231	Manufacture of glass and glass products	20	10	3	-
C239	Manufacture of non-metallic mineral products, n.e.c.	61,176	12,536	2,029	19,552
C241	Manufacture of basic iron and steel	1,288	981	291	3,109
C243	Casting of metals	90	6,585	1,085	616
C251	Manufacture of structural metal products, tanks, reservoirs and steam generators	3,862	2,080	734	1,465
C259	Manufacture of other fabricated metal products; metal working service activities	1,563	2,086	99	239
C265	Manufacture of measuring, testing, navigating and control equipment; watches and clocks	S	S	S	S
C267	Manufacture of optical instruments and photographic equipment	S	S	S	S
C282	Manufacture of special purpose machinery	951	1,801	629	12,738
C293	Manufacture of parts and accessories for motor vehicles	73	24	16	24

Table 5.7 Number of Establishments and Intermediate Expense by Type for Manufacturing Establishments by Region and Industry Group: Philippines, 2018

(Values are in thousand PhP, except number of establishments. Details may not add-up to total due to rounding and/or statistical disclosure control.)

Continued

2009 PSIC Code	Region / Industry Description	Intermediate Expense			
		Fuels, Lubricants, Oils and Greases Used	Electricity Purchased	Water Purchased	Industrial Service Done by Others
		(5)	(6)	(7)	(8)
C310	Manufacture of furniture	4,707	3,157	581	2,222
C321	Manufacture of jewelry, bijouterie and related articles	31	358	90	163
C329	Other manufacturing, n.e.c.	1,914	2,139	216	3,948
C331	Repair of fabricated metal products, machinery and equipment	1,805	2,805	688	5,637
VII – Central Visayas		3,139,919	10,127,941	768,987	12,821,129
C101	Processing and preserving of meat	157,141	379,825	12,502	284,799
C102	Processing and preserving of fish, crustaceans and mollusks	119,384	246,261	28,028	221,665
C103	Processing and preserving of fruits and vegetables	74,165	175,345	19,585	82,142
C104	Manufacture of vegetable and animal oils and fats	25,210	91,074	1,449	64,672
C105	Manufacture of dairy products	2,512	1,834	616	1,975
C106	Manufacture of grain mill products, starches and starch products	13,188	81,785	4,486	33,061
C107	Manufacture of other food products	310,016	327,218	28,686	283,306
C108	Manufacture of prepared animal feeds	114,501	481,229	11,042	406,440
C110	Manufacture of beverages	292,993	320,484	80,156	825,260
C131	Spinning, weaving and finishing of textiles	287	7,407	299	215
C139	Manufacture of other textiles	4,065	22,098	49,032	14,921
C141	Manufacture of wearing apparel, except fur apparel	26,881	271,120	25,410	1,242,720
C142	Custom tailoring and dressmaking	1,015	2,108	370	1,291
C151	Tanning and dressing of leather; manufacture of luggage and handbags	S	S	S	S
C152	Manufacture of footwear	11,809	84,455	9,882	34,959
C161	Sawmilling and planing of wood	5,519	11,783	22	15,553
C162	Manufacture of products of wood, cork, straw and plaiting materials	7,638	11,364	1,100	28,650
C170	Manufacture of paper and paper products	91,199	73,296	16,007	51,347
C181	Printing and service activities related to printing	19,151	49,425	7,245	39,379
C201	Manufacture of basic chemicals	29,893	74,247	6,213	173,257
C202	Manufacture of other chemical products, n.e.c.	64,887	125,352	9,765	83,356
C210	Manufacture of pharmaceuticals, medicinal chemical and botanical products	21,957	24,516	2,789	455
C221	Manufacture of rubber products	18,256	198,265	4,245	30,305
C222	Manufacture of plastics products	79,653	253,304	35,542	103,770
C231	Manufacture of glass and glass products	97,092	103,560	14,748	54,948

Table 5.7 Number of Establishments and Intermediate Expense by Type for Manufacturing Establishments by Region and Industry Group: Philippines, 2018

(Values are in thousand PhP, except number of establishments. Details may not add-up to total due to rounding and/or statistical disclosure control.)

Continued

2009 PSIC Code	Region / Industry Description	Intermediate Expense			
		Fuels, Lubricants, Oils and Greases Used	Electricity Purchased	Water Purchased	Industrial Service Done by Others
		(5)	(6)	(7)	(8)
C239	Manufacture of non-metallic mineral products, n.e.c.	488,059	1,583,378	23,228	1,069,363
C241	Manufacture of basic iron and steel	643,876	596,935	20,947	181,903
C242	Manufacture of basic precious and other non-ferrous metals	S	S	S	S
C243	Casting of metals	35,877	91,422	6,478	20,696
C251	Manufacture of structural metal products, tanks, reservoirs and steam generators	4,178	14,012	7,455	4,902
C252	Manufacture of weapons and ammunition	S	S	S	S
C259	Manufacture of other fabricated metal products; metal working service activities	26,375	210,304	15,933	201,252
C261	Manufacture of electronic components	83,517	1,813,447	186,351	4,024,799
C262	Manufacture of computers and peripheral equipment and accessories	S	S	S	S
C263	Manufacture of communication equipment	S	S	S	S
C264	Manufacture of consumer electronics	1,630	96,293	2,182	70,944
C265	Manufacture of measuring, testing, navigating and control equipment; watches and clocks	1,290	127,224	6,271	11,637
C267	Manufacture of optical instruments and photographic equipment	6,592	241,824	17,482	228,543
C271	Manufacture of electric motors, generators, transformers and electricity distribution and control apparatus	859	38,727	1,402	4,358
C273	Manufacture of wiring and wiring devices	S	S	S	S
C274	Manufacture of electric lighting equipment	1,863	19,132	417	985
C275	Manufacture of domestic appliances	S	S	S	S
C279	Manufacture of other electrical equipment	S	S	S	S
C281	Manufacture of general purpose machinery	17,897	43,004	2,513	51,767
C282	Manufacture of special purpose machinery	9,049	6,251	597	3,314
C291	Manufacture of motor vehicles	7,510	32,056	1,843	4,077
C293	Manufacture of parts and accessories for motor vehicles	36,069	405,814	7,861	19,387
C301	Building of ships and boats	47,514	582,328	12,255	2,051,542
C309	Manufacture of transport equipment, n.e.c.	5,202	85,625	11,101	61,684
C310	Manufacture of furniture	63,574	204,306	23,154	163,264

Table 5.7 Number of Establishments and Intermediate Expense by Type for Manufacturing Establishments by Region and Industry Group: Philippines, 2018

(Values are in thousand PhP, except number of establishments. Details may not add-up to total due to rounding and/or statistical disclosure control.)

Continued

2009 PSIC Code	Region / Industry Description	Intermediate Expense			
		Fuels, Lubricants, Oils and Greases Used	Electricity Purchased	Water Purchased	Industrial Service Done by Others
		(5)	(6)	(7)	(8)
C321	Manufacture of jewelry, bijouterie and related articles	4,133	17,247	7,689	110,647
C322	Manufacture of musical instruments	S	S	S	S
C323	Manufacture of sports goods	S	S	S	S
C324	Manufacture of games and toys	S	S	S	S
C325	Manufacture of medical and dental instruments and supplies	16,539	125,364	9,995	204,651
C329	Other manufacturing, n.e.c.	4,678	23,320	1,695	10,535
C331	Repair of fabricated metal products, machinery and equipment	30,305	40,017	5,873	55,617
	VIII – Eastern Visayas	856,304	1,981,123	168,038	1,013,264
C101	Processing and preserving of meat	S	S	S	S
C102	Processing and preserving of fish, crustaceans and mollusks	2,043	23,900	4,087	3,680
C103	Processing and preserving of fruits and vegetables	1,676	123	35	36
C104	Manufacture of vegetable and animal oils and fats	10,778	60,135	57,029	21,787
C105	Manufacture of dairy products	S	S	S	S
C106	Manufacture of grain mill products, starches and starch products	7,028	29,415	1,213	1,642
C107	Manufacture of other food products	100,520	97,308	25,966	81,303
C110	Manufacture of beverages	61,020	76,616	9,740	70,006
C131	Spinning, weaving and finishing of textiles	44	16	7	-
C139	Manufacture of other textiles	S	S	S	S
C141	Manufacture of wearing apparel, except fur apparel	33	199	-	3
C142	Custom tailoring and dressmaking	330	782	68	65
C162	Manufacture of products of wood, cork, straw and plaiting materials	366	1,014	82	35
C170	Manufacture of paper and paper products	94,546	32,085	11,908	9,609
C181	Printing and service activities related to printing	4,104	8,241	797	11,171
C201	Manufacture of basic chemicals	1,244	5,164	583	4,523
C210	Manufacture of pharmaceuticals, medicinal chemical and botanical products	S	S	S	S
C222	Manufacture of plastics products	592	5,023	2,148	733
C231	Manufacture of glass and glass products	794	238	43	-
C239	Manufacture of non-metallic mineral products, n.e.c.	3,308	622	127	643
C241	Manufacture of basic iron and steel	747	310	103	120
C242	Manufacture of basic precious and other non-ferrous metals	S	S	S	S
C243	Casting of metals	S	S	S	S

Table 5.7 Number of Establishments and Intermediate Expense by Type for Manufacturing Establishments by Region and Industry Group: Philippines, 2018

(Values are in thousand PhP, except number of establishments. Details may not add-up to total due to rounding and/or statistical disclosure control.)

Continued

2009 PSIC Code	Region / Industry Description	Intermediate Expense			
		Fuels, Lubricants, Oils and Greases Used	Electricity Purchased	Water Purchased	Industrial Service Done by Others
		(5)	(6)	(7)	(8)
C251	Manufacture of structural metal products, tanks, reservoirs and steam generators	35	167	28	-
C259	Manufacture of other fabricated metal products; metal working service activities	389	1,086	48	215
C273	Manufacture of wiring and wiring devices	S	S	S	S
C282	Manufacture of special purpose machinery	S	S	S	S
C310	Manufacture of furniture	314	353	20	-
C321	Manufacture of jewelry, bijouterie and related articles	256	33	115	16
C329	Other manufacturing, n.e.c.	2,573	384	12	1,212
C331	Repair of fabricated metal products, machinery and equipment	1,855	915	131	6,428
IX – Zamboanga Peninsula		1,377,518	922,478	288,045	726,389
C101	Processing and preserving of meat	8,278	6,094	302	215,867
C102	Processing and preserving of fish, crustaceans and mollusks	883,056	280,461	29,741	407,494
C104	Manufacture of vegetable and animal oils and fats	4,173	75,100	1,283	15,860
C105	Manufacture of dairy products	16	165	17	39
C106	Manufacture of grain mill products, starches and starch products	31,983	51,830	10,445	7,723
C107	Manufacture of other food products	373,324	354,246	222,810	13,895
C108	Manufacture of prepared animal feeds	S	S	S	S
C110	Manufacture of beverages	27,958	19,580	14,311	14,556
C139	Manufacture of other textiles	S	S	S	S
C142	Custom tailoring and dressmaking	377	2,635	301	673
C161	Sawmilling and planing of wood	648	23	5	-
C162	Manufacture of products of wood, cork, straw and plaiting materials	S	S	S	S
C181	Printing and service activities related to printing	2,979	5,515	527	1,431
C221	Manufacture of rubber products	6,850	16,375	1,042	4,428
C222	Manufacture of plastics products	427	1,728	1,116	1,437
C231	Manufacture of glass and glass products	240	180	206	-
C239	Manufacture of non-metallic mineral products, n.e.c.	2,238	566	265	4,703
C241	Manufacture of basic iron and steel	143	116	18	1,450
C251	Manufacture of structural metal products, tanks, reservoirs and steam generators	420	2,399	455	22

Table 5.7 Number of Establishments and Intermediate Expense by Type for Manufacturing Establishments by Region and Industry Group: Philippines, 2018

(Values are in thousand PhP, except number of establishments. Details may not add-up to total due to rounding and/or statistical disclosure control.)

Continued

2009 PSIC Code	Region / Industry Description	Intermediate Expense			
		Fuels, Lubricants, Oils and Greases Used	Electricity Purchased	Water Purchased	Industrial Service Done by Others
		(5)	(6)	(7)	(8)
C259	Manufacture of other fabricated metal products; metal working service activities	17,607	59,102	1,707	13,568
C310	Manufacture of furniture	2,575	1,514	247	1,886
C321	Manufacture of jewelry, bijouterie and related articles	S	S	S	S
C329	Other manufacturing, n.e.c.	-	348	48	-
C331	Repair of fabricated metal products, machinery and equipment	9,595	19,263	1,062	8,742
	X – Northern Mindanao	2,850,967	6,262,816	907,255	3,557,494
C101	Processing and preserving of meat	14,022	50,967	11,106	41,245
C102	Processing and preserving of fish, crustaceans and mollusks	S	S	S	S
C103	Processing and preserving of fruits and vegetables	4,738	776,017	34,481	887,012
C104	Manufacture of vegetable and animal oils and fats	213,697	267,774	1,913	171,530
C105	Manufacture of dairy products	252	706	96	1,308
C106	Manufacture of grain mill products, starches and starch products	104,871	507,991	185,465	1,347,954
C107	Manufacture of other food products	133,313	249,078	31,338	150,698
C108	Manufacture of prepared animal feeds	1,535,108	3,195,912	511,228	626
C110	Manufacture of beverages	126,367	162,589	19,213	309,209
C131	Spinning, weaving and finishing of textiles	-	3	-	-
C139	Manufacture of other textiles	544	64	48	-
C141	Manufacture of wearing apparel, except fur apparel	882	1,956	168	182
C142	Custom tailoring and dressmaking	1,953	2,301	412	58
C152	Manufacture of footwear	180	685	294	4,699
C161	Sawmilling and planing of wood	29,784	117,919	54,040	3,002
C162	Manufacture of products of wood, cork, straw and plaiting materials	4,719	56,059	851	3,070
C170	Manufacture of paper and paper products	127,978	76,370	4,847	74,233
C181	Printing and service activities related to printing	7,530	14,181	4,111	9,263
C192	Manufacture of refined petroleum products	753	166	157	-
C201	Manufacture of basic chemicals	51,537	83,016	9,678	174,066
C202	Manufacture of other chemical products, n.e.c.	8,833	16,986	4,536	15,488
C210	Manufacture of pharmaceuticals, medicinal chemical and botanical products	S	S	S	S
C221	Manufacture of rubber products	S	S	S	S
C222	Manufacture of plastics products	8,210	76,607	8,925	8,644

Table 5.7 Number of Establishments and Intermediate Expense by Type for Manufacturing Establishments by Region and Industry Group: Philippines, 2018

(Values are in thousand PhP, except number of establishments. Details may not add-up to total due to rounding and/or statistical disclosure control.)

Continued

2009 PSIC Code	Region / Industry Description	Intermediate Expense			
		Fuels, Lubricants, Oils and Greases Used	Electricity Purchased	Water Purchased	Industrial Service Done by Others
		(5)	(6)	(7)	(8)
C231	Manufacture of glass and glass products	116	35	14	165
C239	Manufacture of non-metallic mineral products, n.e.c.	197,775	398,209	5,501	283,444
C241	Manufacture of basic iron and steel	221,738	146,278	2,401	25,890
C243	Casting of metals	218	177	118	-
C251	Manufacture of structural metal products, tanks, reservoirs and steam generators	4,200	4,993	1,174	3,364
C259	Manufacture of other fabricated metal products; metal working service activities	592	2,760	1,531	409
C264	Manufacture of consumer electronics	S	S	S	S
C271	Manufacture of electric motors, generators, transformers and electricity distribution and control apparatus	S	S	S	S
C281	Manufacture of general purpose machinery	S	S	S	S
C282	Manufacture of special purpose machinery	S	S	S	S
C291	Manufacture of motor vehicles	876	310	28	8
C293	Manufacture of parts and accessories for motor vehicles	24	35	34	5
C310	Manufacture of furniture	4,234	3,403	1,276	1,719
C321	Manufacture of jewelry, bijouterie and related articles	S	S	S	S
C324	Manufacture of games and toys	S	S	S	S
C329	Other manufacturing, n.e.c.	S	S	S	S
C331	Repair of fabricated metal products, machinery and equipment	27,693	32,539	7,058	24,019
XI – Davao Region		1,681,602	3,964,050	525,758	4,005,131
C101	Processing and preserving of meat	16,501	56,895	20,185	18,736
C102	Processing and preserving of fish, crustaceans and mollusks	50,836	37,376	143	12,067
C103	Processing and preserving of fruits and vegetables	35,009	43,142	11,898	39,176
C104	Manufacture of vegetable and animal oils and fats	127,322	352,630	31,538	574,682
C105	Manufacture of dairy products	221	904	123	28
C106	Manufacture of grain mill products, starches and starch products	51,045	169,663	20,895	41,791
C107	Manufacture of other food products	165,302	389,334	99,427	173,848
C108	Manufacture of prepared animal feeds	141,561	420,076	41,107	780,938
C110	Manufacture of beverages	226,201	233,996	63,726	283,452
C120	Manufacture of tobacco products	S	S	S	S
C139	Manufacture of other textiles	2,583	12,600	2,335	3,232

Table 5.7 Number of Establishments and Intermediate Expense by Type for Manufacturing Establishments by Region and Industry Group: Philippines, 2018

(Values are in thousand PhP, except number of establishments. Details may not add-up to total due to rounding and/or statistical disclosure control.)

Continued

2009 PSIC Code	Region / Industry Description	Intermediate Expense			
		Fuels, Lubricants, Oils and Greases Used	Electricity Purchased	Water Purchased	Industrial Service Done by Others
		(5)	(6)	(7)	(8)
C141	Manufacture of wearing apparel, except fur apparel	1,415	1,831	357	2,657
C142	Custom tailoring and dressmaking	845	2,384	353	2,123
C152	Manufacture of footwear	15	135	26	-
C161	Sawmilling and planing of wood	1,792	2,254	530	9,345
C162	Manufacture of products of wood, cork, straw and plaiting materials	15,236	47,393	11,663	12,697
C170	Manufacture of paper and paper products	40,142	110,561	22,643	127,400
C181	Printing and service activities related to printing	17,574	45,396	6,117	55,344
C192	Manufacture of refined petroleum products	S	S	S	S
C201	Manufacture of basic chemicals	13,270	16,563	3,905	5,651
C202	Manufacture of other chemical products, n.e.c.	34,929	35,962	4,068	258,763
C210	Manufacture of pharmaceuticals, medicinal chemical and botanical products	1,074	6,802	7,851	513,573
C221	Manufacture of rubber products	76	698	150	50
C222	Manufacture of plastics products	145,819	422,286	31,167	128,080
C231	Manufacture of glass and glass products	1,316	3,731	985	819
C239	Manufacture of non-metallic mineral products, n.e.c.	505,173	1,111,995	10,005	843,350
C241	Manufacture of basic iron and steel	20,784	367,406	120,416	38,855
C242	Manufacture of basic precious and other non-ferrous metals	934	928	90	9,240
C243	Casting of metals	S	S	S	S
C251	Manufacture of structural metal products, tanks, reservoirs and steam generators	6,989	8,719	2,444	13,744
C252	Manufacture of weapons and ammunition	S	S	S	S
C259	Manufacture of other fabricated metal products; metal working service activities	5,828	3,027	494	5,309
C265	Manufacture of measuring, testing, navigating and control equipment; watches and clocks	S	S	S	S
C271	Manufacture of electric motors, generators, transformers and electricity distribution and control apparatus	S	S	S	S
C275	Manufacture of domestic appliances	864	432	105	340
C281	Manufacture of general purpose machinery	95	9,944	2,852	213
C282	Manufacture of special purpose machinery	5,605	2,945	538	9,756
C291	Manufacture of motor vehicles	S	S	S	S

Table 5.7 Number of Establishments and Intermediate Expense by Type for Manufacturing Establishments by Region and Industry Group: Philippines, 2018

(Values are in thousand PhP, except number of establishments. Details may not add-up to total due to rounding and/or statistical disclosure control.)

Continued

2009 PSIC Code	Region / Industry Description	Intermediate Expense			
		Fuels, Lubricants, Oils and Greases Used	Electricity Purchased	Water Purchased	Industrial Service Done by Others
		(5)	(6)	(7)	(8)
C293	Manufacture of parts and accessories for motor vehicles	38	19	3	-
C301	Building of ships and boats	S	S	S	S
C310	Manufacture of furniture	20,822	23,639	3,690	6,915
C321	Manufacture of jewelry, bijouterie and related articles	751	2,297	574	155
C329	Other manufacturing, n.e.c.	1,065	1,360	457	1,118
C331	Repair of fabricated metal products, machinery and equipment	14,530	12,005	1,621	18,250
	XII – SOCCSKSARGEN	604,842	1,179,643	222,401	4,831,680
C101	Processing and preserving of meat	3,875	42,171	5,109	27,333
C102	Processing and preserving of fish, crustaceans and mollusks	350,477	435,333	118,326	4,040,985
C103	Processing and preserving of fruits and vegetables	S	S	S	S
C104	Manufacture of vegetable and animal oils and fats	23,520	160,320	1,630	375,099
C105	Manufacture of dairy products	717	2,304	209	130
C106	Manufacture of grain mill products, starches and starch products	53,568	153,307	17,616	38,455
C107	Manufacture of other food products	61,583	106,084	27,533	82,498
C108	Manufacture of prepared animal feeds	7,048	46,507	943	8,961
C110	Manufacture of beverages	14,986	45,811	24,524	8,692
C131	Spinning, weaving and finishing of textiles	49	48	11	13
C139	Manufacture of other textiles	54	397	13	104
C141	Manufacture of wearing apparel, except fur apparel	129	749	48	3,542
C142	Custom tailoring and dressmaking	834	1,888	201	1,571
C161	Sawmilling and planing of wood	788	831	12	635
C162	Manufacture of products of wood, cork, straw and plaiting materials	4,836	3,213	35	2,778
C170	Manufacture of paper and paper products	337	8,300	947	22,077
C181	Printing and service activities related to printing	5,494	17,418	2,546	17,223
C192	Manufacture of refined petroleum products	S	S	S	S
C201	Manufacture of basic chemicals	1,035	5,714	1,386	3,239
C202	Manufacture of other chemical products, n.e.c.	S	S	S	S
C221	Manufacture of rubber products	S	S	S	S
C222	Manufacture of plastics products	S	S	S	S
C231	Manufacture of glass and glass products	S	S	S	S
C239	Manufacture of non-metallic mineral products, n.e.c.	3,039	1,901	979	1,637

Table 5.7 Number of Establishments and Intermediate Expense by Type for Manufacturing Establishments by Region and Industry Group: Philippines, 2018

(Values are in thousand PhP, except number of establishments. Details may not add-up to total due to rounding and/or statistical disclosure control.)

Continued

2009 PSIC Code	Region / Industry Description	Intermediate Expense			
		Fuels, Lubricants, Oils and Greases Used	Electricity Purchased	Water Purchased	Industrial Service Done by Others
		(5)	(6)	(7)	(8)
C241	Manufacture of basic iron and steel	3,709	1,421	94	5,182
C243	Casting of metals	S	S	S	S
C251	Manufacture of structural metal products, tanks, reservoirs and steam generators	28,042	20,539	2,119	16,562
C259	Manufacture of other fabricated metal products; metal working service activities	13,474	63,086	9,230	19,395
C301	Building of ships and boats	S	S	S	S
C310	Manufacture of furniture	10,840	6,521	1,519	1,413
C323	Manufacture of sports goods	S	S	S	S
C331	Repair of fabricated metal products, machinery and equipment	8,530	41,961	5,858	121,113
	XIII – Caraga	652,899	412,000	69,331	3,280,258
C101	Processing and preserving of meat	4,246	13,659	651	3,846
C102	Processing and preserving of fish, crustaceans and mollusks	S	S	S	S
C103	Processing and preserving of fruits and vegetables	S	S	S	S
C104	Manufacture of vegetable and animal oils and fats	31,357	86,322	12,670	16,775
C106	Manufacture of grain mill products, starches and starch products	3,631	22,207	252	2,860
C107	Manufacture of other food products	67,229	81,681	8,436	34,424
C108	Manufacture of prepared animal feeds	33	-	-	-
C110	Manufacture of beverages	3,612	4,894	4,102	1,075
C139	Manufacture of other textiles	6	16	6	48
C141	Manufacture of wearing apparel, except fur apparel	50	249	44	110
C142	Custom tailoring and dressmaking	229	1,089	152	983
C161	Sawmilling and planing of wood	25,330	6,843	1,062	9,067
C162	Manufacture of products of wood, cork, straw and plaiting materials	12,234	153,397	37,569	6,900
C181	Printing and service activities related to printing	1,939	4,964	1,775	3,744
C201	Manufacture of basic chemicals	S	S	S	S
C202	Manufacture of other chemical products, n.e.c.	10,848	17,321	677	12,414
C231	Manufacture of glass and glass products	S	S	S	S
C239	Manufacture of non-metallic mineral products, n.e.c.	329,877	691	134	16,873
C241	Manufacture of basic iron and steel	568	249	4	34
C242	Manufacture of basic precious and other non-ferrous metals	S	S	S	S

Table 5.7 Number of Establishments and Intermediate Expense by Type for Manufacturing Establishments by Region and Industry Group: Philippines, 2018

(Values are in thousand PhP, except number of establishments. Details may not add-up to total due to rounding and/or statistical disclosure control.)

Concluded

2009 PSIC Code	Region / Industry Description	Intermediate Expense			
		Fuels, Lubricants, Oils and Greases Used	Electricity Purchased	Water Purchased	Industrial Service Done by Others
		(5)	(6)	(7)	(8)
C259	Manufacture of other fabricated metal products; metal working service activities	2,044	2,628	136	2,974
C275	Manufacture of domestic appliances	17	7	4	9
C301	Building of ships and boats	S	S	S	S
C309	Manufacture of transport equipment, n.e.c.	-	423	29	-
C310	Manufacture of furniture	1,520	760	99	2,564
C321	Manufacture of jewelry, bijouterie and related articles	55	49	22	-
C324	Manufacture of games and toys	-	19	5	-
C329	Other manufacturing, n.e.c.	253	228	86	213
C331	Repair of fabricated metal products, machinery and equipment	6,114	4,018	1,124	7,212
	Autonomous Region in Muslim Mindanao	321,449	98,976	54,672	81,797
C104	Manufacture of vegetable and animal oils and fats	S	S	S	S
C106	Manufacture of grain mill products, starches and starch products	299,781	49,543	32,921	76,312
C107	Manufacture of other food products	6,843	7,089	2,991	3,326
C108	Manufacture of prepared animal feeds	107	19	-	-
C110	Manufacture of beverages	2,374	10,597	9,081	909
C142	Custom tailoring and dressmaking	288	547	101	-
C181	Printing and service activities related to printing	110	958	46	183
C221	Manufacture of rubber products	S	S	S	S
C239	Manufacture of non-metallic mineral products, n.e.c.	49	21	-	-
C251	Manufacture of structural metal products, tanks, reservoirs and steam generators	86	127	13	217
C310	Manufacture of furniture`	3,962	11,263	4,800	557

Notes: "-" – zero value
S – suppressed

Source: Philippine Statistics Authority, 2018 Census of Philippine Business and Industry

Table 6 Number of Establishments and Capital Expenditures by Type of Tangible Fixed Assets for Manufacturing Establishments by Region and Industry Group: Philippines, 2018*(Values are in thousand PhP, except number of establishments. Details may not add-up to total due to rounding and/or statistical disclosure control.)*

2009 PSIC Code	Region / Industry Description	Number of Establishments	Capital Expenditures for Tangible Fixed Assets			
			Total	Land	Buildings, Other Structures and Land Improvement	Transport Equipment
		(1)	(2)	(3)	(4)	(5)
	Philippines	28,968	300,514,310	8,054,698	182,697,687	8,192,034
C101	Processing and preserving of meat	299	2,939,080	47,601	717,751	899,408
C102	Processing and preserving of fish, crustaceans and mollusks	278	1,181,141	10,185	294,517	102,292
C103	Processing and preserving of fruits and vegetables	169	2,298,512	84,194	635,970	381,185
C104	Manufacture of vegetable and animal oils and fats	140	1,995,427	85,350	913,232	115,429
C105	Manufacture of dairy products	99	734,366	47,609	123,668	45,198
C106	Manufacture of grain mill products, starches and starch products	1,701	6,903,409	460,326	1,761,576	313,945
C107	Manufacture of other food products	9,084	13,599,404	647,234	3,530,279	676,344
C108	Manufacture of prepared animal feeds	199	5,809,619	1,233,921	1,329,073	497,825
C110	Manufacture of beverages	3,986	7,715,919	274,352	1,757,045	605,881
C120	Manufacture of tobacco products	17	986,220	-	555	688
C131	Spinning, weaving and finishing of textiles	125	267,694	800	110,439	23,448
C139	Manufacture of other textiles	236	151,568	11,990	72,447	9,161
C141	Manufacture of wearing apparel, except fur apparel	880	842,000	45,174	321,577	77,342
C142	Custom tailoring and dressmaking	790	100,863	8,265	35,221	3,706
C143	Manufacture of knitted and crocheted apparel	40	21,267	-	2,432	12,313
C151	Tanning and dressing of leather; manufacture of luggage and handbags	107	505,095	-	303,768	8,247
C152	Manufacture of footwear	140	96,661	1,098	13,395	3,845
C161	Sawmilling and 1156lanning of wood	59	187,691	6,945	58,412	71,840
C162	Manufacture of products of wood, cork, straw and plaiting materials	333	949,503	13,601	38,671	50,826
C170	Manufacture of paper and paper products	330	2,568,301	122,517	826,968	104,810
C181	Printing and service activities related to printing	2,566	1,335,921	124,758	87,875	94,431
C182	Reproduction of recorded media	4	347,227	-	-	11,517
C192	Manufacture of refined petroleum products	15	5,654,330	2,803,112	305,407	113,012
C199	Manufacture of other fuel products	3	-	-	-	-
C201	Manufacture of basic chemicals	190	4,361,875	289,236	883,590	171,724
C202	Manufacture of other chemical products, n.e.c.	357	4,186,326	30,001	2,681,450	259,898
C203	Manufacture of man-made fibers	S	S	S	S	S
C210	Manufacture of pharmaceuticals, medicinal chemical and botanical products	117	2,702,787	25,460	707,976	1,236,452
C221	Manufacture of rubber products	134	3,604,250	453	52,500	44,785
C222	Manufacture of plastics products	834	4,434,003	84,045	828,926	288,385
C231	Manufacture of glass and glass products	104	212,890	-	2,394	5,351

Continued

Table 6 Number of Establishments and Capital Expenditures by Type of Tangible Fixed Assets for Manufacturing Establishments by Region and Industry Group: Philippines, 2018

(Values are in thousand PhP, except number of establishments. Details may not add-up to total due to rounding and/or statistical disclosure control.)

Continued

2009 PSIC Code	Region / Industry Description	Number of Establishments	Capital Expenditures for Tangible Fixed Assets			
			Total	Land	Buildings, Other Structures and Land Improvement	Transport Equipment
		(1)	(2)	(3)	(4)	(5)
C239	Manufacture of non-metallic mineral products, n.e.c.	846	12,391,128	572,321	5,617,045	612,527
C241	Manufacture of basic iron and steel	319	1,531,567	218,573	509,741	88,090
C242	Manufacture of basic precious and other non-ferrous metals	26	6,872,273	-	3,045,014	204,045
C243	Casting of metals	59	747,209	2,944	289,559	13,343
C251	Manufacture of structural metal products, tanks, reservoirs and steam generators	469	691,578	19,226	148,800	112,407
C252	Manufacture of weapons and ammunition	12	9,929	-	161	-
C259	Manufacture of other fabricated metal products; metal working service activities	859	2,738,844	175,317	751,272	159,516
C261	Manufacture of electronic components	138	173,140,790	-	145,402,641	57,795
C262	Manufacture of computers and peripheral equipment and accessories	32	794,970	-	155,569	15,322
C263	Manufacture of communication equipment	13	279,415	-	30,837	-
C264	Manufacture of consumer electronics	27	617,030	-	96,365	-
C265	Manufacture of measuring, testing, navigating and control equipment; watches and clocks	25	84,830	-	51,085	-
C267	Manufacture of optical instruments and photographic equipment	24	1,939,712	-	689,238	6,842
C271	Manufacture of electric motors, generators, transformers and electricity distribution and control apparatus	84	677,936	31,029	97,592	21,452
C272	Manufacture of batteries and accumulators	6	5,879	640	2,440	857
C273	Manufacture of wiring and wiring devices	53	599,614	-	248,860	16,524
C274	Manufacture of electric lighting equipment	34	282,098	-	58,352	6,295
C275	Manufacture of domestic appliances	36	15,457	11,234	-	2,542
C279	Manufacture of other electrical equipment	35	1,048,641	-	173,157	3,168
C281	Manufacture of general purpose machinery	102	3,347,405	362,533	1,713,800	66,651
C282	Manufacture of special purpose machinery	162	565,490	-	76,106	18,800
C291	Manufacture of motor vehicles	40	558,921	4,026	309,909	84,123
C292	Manufacture of bodies (coachwork) for motor vehicles; manufacture of trailers and semi-trailers	24	26,629	973	2,101	5,952
C293	Manufacture of parts and accessories for motor vehicles	119	7,353,672	-	2,972,996	58,140
C301	Building of ships and boats	29	978,708	2,150	43,730	20,943
C302	Manufacture of railway locomotive and rolling stock	S	S	S	S	S
C303	Manufacture of air and spacecraft and related machinery	8	1,903,468	-	518,474	-

Table 6 Number of Establishments and Capital Expenditures by Type of Tangible Fixed Assets for Manufacturing Establishments by Region and Industry Group: Philippines, 2018

(Values are in thousand PhP, except number of establishments. Details may not add-up to total due to rounding and/or statistical disclosure control.)

Continued

2009 PSIC Code	Region / Industry Description	Number of Establishments	Capital Expenditures for Tangible Fixed Assets			
			Total	Land	Buildings, Other Structures and Land Improvement	Transport Equipment
		(1)	(2)	(3)	(4)	(5)
C309	Manufacture of transport equipment, n.e.c.	67	1,014,409	4,829	245,490	119,920
C310	Manufacture of furniture	852	654,364	113,989	176,245	66,756
C321	Manufacture of jewelry, bijouterie and related articles	99	11,007	-	327	195
C322	Manufacture of musical instruments	4	1,854	156	375	793
C323	Manufacture of sports goods	17	76,987	-	14,999	3,472
C324	Manufacture of games and toys	28	54,105	2,000	31,581	3,849
C325	Manufacture of medical and dental instruments and supplies	56	1,441,399	-	504,351	10,676
C329	Other manufacturing, n.e.c.	204	70,618	6,407	7,250	14,708
C331	Repair of fabricated metal products, machinery and equipment	712	1,240,825	68,124	263,149	167,039
C332	Installation of industrial machinery and equipment	6	6,019	-	6,019	-
	National Capital Region	4,636	22,683,077	1,084,781	5,563,296	2,222,811
C101	Processing and preserving of meat	34	570,314	421	179,382	54,477
C102	Processing and preserving of fish, crustaceans and mollusks	29	119,207	7,167	20,776	33,051
C103	Processing and preserving of fruits and vegetables	36	89,278	816	22,788	17,408
C104	Manufacture of vegetable and animal oils and fats	19	599,194	61,417	108,824	55,595
C105	Manufacture of dairy products	26	523,997	42,246	112,899	32,758
C106	Manufacture of grain mill products, starches and starch products	15	1,204,702	95,513	271,100	62,611
C107	Manufacture of other food products	1,002	4,072,733	232,866	552,158	162,493
C108	Manufacture of prepared animal feeds	14	5,758	-	-	4,492
C110	Manufacture of beverages	204	3,322,026	199,309	1,178,502	34,181
C120	Manufacture of tobacco products	5	667,308	-	-	-
C131	Spinning, weaving and finishing of textiles	33	35,177	-	1,691	4,538
C139	Manufacture of other textiles	93	50,279	1,538	20,879	7,671
C141	Manufacture of wearing apparel, except fur apparel	325	129,911	-	72,520	20,513
C142	Custom tailoring and dressmaking	80	14,985	79	6,517	1,328
C143	Manufacture of knitted and crocheted apparel	21	11,634	-	-	7,938
C151	Tanning and dressing of leather; manufacture of luggage and handbags	31	752	-	-	727
C152	Manufacture of footwear	61	1,139	-	-	-
C161	Sawmilling and 1158lanning of wood	5	1,550	-	-	1,169
C162	Manufacture of products of wood, cork, straw and plaiting materials	29	9,581	-	788	4,339
C170	Manufacture of paper and paper products	154	591,581	15,371	223,132	56,993
C181	Printing and service activities related to printing	656	638,472	18,934	19,659	61,608

Table 6 Number of Establishments and Capital Expenditures by Type of Tangible Fixed Assets for Manufacturing Establishments by Region and Industry Group: Philippines, 2018

(Values are in thousand PhP, except number of establishments. Details may not add-up to total due to rounding and/or statistical disclosure control.)

Continued

2009 PSIC Code	Region / Industry Description	Number of Establishments	Capital Expenditures for Tangible Fixed Assets			
			Total	Land	Buildings, Other Structures and Land Improvement	Transport Equipment
		(1)	(2)	(3)	(4)	(5)
C192	Manufacture of refined petroleum products	4	6,640	-	1,840	2,965
C199	Manufacture of other fuel products	S	S	S	S	S
C201	Manufacture of basic chemicals	43	550,525	-	474,502	45,973
C202	Manufacture of other chemical products, n.e.c.	166	1,586,056	203	1,035,644	72,626
C203	Manufacture of man-made fibers	S	S	S	S	S
C210	Manufacture of pharmaceuticals, medicinal chemical and botanical products	29	1,583,546	-	113,701	1,182,049
C221	Manufacture of rubber products	53	95,197	-	1,286	2,189
C222	Manufacture of plastics products	350	1,382,485	31,783	53,344	78,681
C231	Manufacture of glass and glass products	31	52,445	-	-	-
C239	Manufacture of non-metallic mineral products, n.e.c.	65	237,353	-	60,349	46,242
C241	Manufacture of basic iron and steel	82	152,731	38,825	33,361	11,847
C242	Manufacture of basic precious and other non-ferrous metals	4	61,701	-	-	3,472
C243	Casting of metals	18	98	-	-	-
C251	Manufacture of structural metal products, tanks, reservoirs and steam generators	141	329,847	-	115,750	51,148
C252	Manufacture of weapons and ammunition	4	883	-	105	-
C259	Manufacture of other fabricated metal products; metal working service activities	168	534,860	24,090	113,504	33,372
C261	Manufacture of electronic components	9	1,458,963	-	378,696	-
C262	Manufacture of computers and peripheral equipment and accessories	S	S	S	S	S
C264	Manufacture of consumer electronics	8	30,531	-	234	-
C265	Manufacture of measuring, testing, navigating and control equipment; watches and clocks	8	-	-	-	-
C267	Manufacture of optical instruments and photographic equipment	S	S	S	S	S
C271	Manufacture of electric motors, generators, transformers and electricity distribution and control apparatus	17	6,686	3,470	1,818	389
C272	Manufacture of batteries and accumulators	S	S	S	S	S
C273	Manufacture of wiring and wiring devices	21	11,840	-	1,861	2,323
C274	Manufacture of electric lighting equipment	9	4,728	-	-	4,411
C275	Manufacture of domestic appliances	12	13,776	11,234	-	2,542
C279	Manufacture of other electrical equipment	6	-	-	-	-
C281	Manufacture of general purpose machinery	34	361,677	295,272	7,819	19,458
C282	Manufacture of special purpose machinery	30	24,734	-	386	1,824

Table 6 Number of Establishments and Capital Expenditures by Type of Tangible Fixed Assets for Manufacturing Establishments by Region and Industry Group: Philippines, 2018

(Values are in thousand PhP, except number of establishments. Details may not add-up to total due to rounding and/or statistical disclosure control.)

Continued

2009 PSIC Code	Region / Industry Description	Number of Establishments	Capital Expenditures for Tangible Fixed Assets			
			Total	Land	Buildings, Other Structures and Land Improvement	Transport Equipment
		(1)	(2)	(3)	(4)	(5)
C291	Manufacture of motor vehicles	9	-	-	-	-
C292	Manufacture of bodies (coachwork) for motor vehicles; manufacture of trailers and semi-trailers	11	14,855	-	1,040	3,965
C293	Manufacture of parts and accessories for motor vehicles	15	531,436	-	130,525	1,246
C301	Building of ships and boats	5	3,601	2,070	690	172
C303	Manufacture of air and spacecraft and related machinery	S	S	S	S	S
C309	Manufacture of transport equipment, n.e.c.	10	59,875	-	10,451	4,768
C310	Manufacture of furniture	154	132,076	-	3,018	7,029
C321	Manufacture of jewelry, bijouterie and related articles	11	-	-	-	-
C322	Manufacture of musical instruments	S	S	S	S	S
C323	Manufacture of sports goods	3	835	-	835	-
C324	Manufacture of games and toys	8	2,973	2,000	973	-
C325	Manufacture of medical and dental instruments and supplies	11	22,689	-	509	1,544
C329	Other manufacturing, n.e.c.	42	15,718	-	1,997	5,582
C331	Repair of fabricated metal products, machinery and equipment	161	696,042	-	173,036	12,153
C332	Installation of industrial machinery and equipment	4	6,019	-	6,019	-
	Cordillera Administrative Region	685	46,092,120	3,463	45,588,623	10,396
C101	Processing and preserving of meat	6	-	-	-	-
C102	Processing and preserving of fish, crustaceans and mollusks	8	-	-	-	-
C103	Processing and preserving of fruits and vegetables	6	15,751	-	15,751	-
C105	Manufacture of dairy products	S	S	S	S	S
C106	Manufacture of grain mill products, starches and starch products	100	842	-	-	-
C107	Manufacture of other food products	140	-	-	-	-
C110	Manufacture of beverages	190	545	-	-	-
C131	Spinning, weaving and finishing of textiles	13	260	-	-	-
C139	Manufacture of other textiles	6	-	-	-	-
C141	Manufacture of wearing apparel, except fur apparel	S	S	S	S	S
C142	Custom tailoring and dressmaking	43	50	-	-	-
C162	Manufacture of products of wood, cork, straw and plaiting materials	6	-	-	-	-
C181	Printing and service activities related to printing	75	624	-	-	-
C201	Manufacture of basic chemicals	3	-	-	-	-
C221	Manufacture of rubber products	5	-	-	-	-
C222	Manufacture of plastics products	S	S	S	S	S

Table 6 Number of Establishments and Capital Expenditures by Type of Tangible Fixed Assets for Manufacturing Establishments by Region and Industry Group: Philippines, 2018

(Values are in thousand PhP, except number of establishments. Details may not add-up to total due to rounding and/or statistical disclosure control.)

Continued

2009 PSIC Code	Region / Industry Description	Number of Establishments	Capital Expenditures for Tangible Fixed Assets			
			Total	Land	Buildings, Other Structures and Land Improvement	Transport Equipment
		(1)	(2)	(3)	(4)	(5)
C231	Manufacture of glass and glass products	S	S	S	S	S
C239	Manufacture of non-metallic mineral products, n.e.c.	23	52,601	-	-	10,396
C241	Manufacture of basic iron and steel	5	3,463	3,463	-	-
C251	Manufacture of structural metal products, tanks, reservoirs and steam generators	10	-	-	-	-
C259	Manufacture of other fabricated metal products; metal working service activities	19	-	-	-	-
C261	Manufacture of electronic components	S	S	S	S	S
C303	Manufacture of air and spacecraft and related machinery	S	S	S	S	S
C310	Manufacture of furniture	17	1,650	-	50	-
C321	Manufacture of jewelry, bijouterie and related articles	S	S	S	S	S
	I – Ilocos	953	1,217,471	2,453	960,462	12,169
C101	Processing and preserving of meat	12	9,672	-	8,239	477
C102	Processing and preserving of fish, crustaceans and mollusks	33	3,018	-	-	3,018
C103	Processing and preserving of fruits and vegetables	3	2,890	-	81	-
C105	Manufacture of dairy products	S	S	S	S	S
C106	Manufacture of grain mill products, starches and starch products	71	242,698	-	14,772	2,625
C107	Manufacture of other food products	347	19,988	-	7,735	1,046
C108	Manufacture of prepared animal feeds	3	-	-	-	-
C110	Manufacture of beverages	140	-	-	-	-
C120	Manufacture of tobacco products	S	S	S	S	S
C131	Spinning, weaving and finishing of textiles	5	87	-	-	-
C141	Manufacture of wearing apparel, except fur apparel	5	-	-	-	-
C142	Custom tailoring and dressmaking	42	-	-	-	-
C152	Manufacture of footwear	6	141	-	-	-
C162	Manufacture of products of wood, cork, straw and plaiting materials	13	-	-	-	-
C170	Manufacture of paper and paper products	9	-	-	-	-
C181	Printing and service activities related to printing	112	583	-	-	-
C201	Manufacture of basic chemicals	6	-	-	-	-
C210	Manufacture of pharmaceuticals, medicinal chemical and botanical products	S	S	S	S	S
C221	Manufacture of rubber products	5	1,207	453	604	-
C231	Manufacture of glass and glass products	4	-	-	-	-
C239	Manufacture of non-metallic mineral products, n.e.c.	45	930,262	2,000	927,880	332

Table 6 Number of Establishments and Capital Expenditures by Type of Tangible Fixed Assets for Manufacturing Establishments by Region and Industry Group: Philippines, 2018

(Values are in thousand PhP, except number of establishments. Details may not add-up to total due to rounding and/or statistical disclosure control.)

Continued

2009 PSIC Code	Region / Industry Description	Number of Establishments	Capital Expenditures for Tangible Fixed Assets			
			Total	Land	Buildings, Other Structures and Land Improvement	Transport Equipment
		(1)	(2)	(3)	(4)	(5)
C241	Manufacture of basic iron and steel	11	-	-	-	-
C251	Manufacture of structural metal products, tanks, reservoirs and steam generators	15	4,201	-	-	4,201
C259	Manufacture of other fabricated metal products; metal working service activities	16	-	-	-	-
C273	Manufacture of wiring and wiring devices	S	S	S	S	S
C282	Manufacture of special purpose machinery	S	S	S	S	S
C292	Manufacture of bodies (coachwork) for motor vehicles; manufacture of trailers and semi-trailers	3	-	-	-	-
C293	Manufacture of parts and accessories for motor vehicles	3	-	-	-	-
C309	Manufacture of transport equipment, n.e.c.	13	-	-	-	-
C321	Manufacture of jewelry, bijouterie and related articles	S	S	S	S	S
C324	Manufacture of games and toys	S	S	S	S	S
C329	Other manufacturing, n.e.c.	7	71	-	-	-
C331	Repair of fabricated metal products, machinery and equipment	17	469	-	-	469
II – Cagayan Valley		1,133	763,564	14,501	28,696	224,161
C101	Processing and preserving of meat	6	23,455	-	14,911	-
C102	Processing and preserving of fish, crustaceans and mollusks	4	-	-	-	-
C103	Processing and preserving of fruits and vegetables	8	120	-	-	-
C104	Manufacture of vegetable and animal oils and fats	S	S	S	S	S
C105	Manufacture of dairy products	4	-	-	-	-
C106	Manufacture of grain mill products, starches and starch products	175	96,247	13,234	10,540	26,369
C107	Manufacture of other food products	382	21,205	1,268	-	16,980
C108	Manufacture of prepared animal feeds	7	1,285	-	1,285	-
C110	Manufacture of beverages	227	588,040	-	-	174,616
C120	Manufacture of tobacco products	3	15,495	-	-	-
C131	Spinning, weaving and finishing of textiles	3	-	-	-	-
C139	Manufacture of other textiles	4	-	-	-	-
C142	Custom tailoring and dressmaking	34	92	-	-	-
C151	Tanning and dressing of leather; manufacture of luggage and handbags	3	-	-	-	-
C162	Manufacture of products of wood, cork, straw and plaiting materials	8	-	-	-	-
C181	Printing and service activities related to printing	122	-	-	-	-
C182	Reproduction of recorded media	3	-	-	-	-

Table 6 Number of Establishments and Capital Expenditures by Type of Tangible Fixed Assets for Manufacturing Establishments by Region and Industry Group: Philippines, 2018

(Values are in thousand PhP, except number of establishments. Details may not add-up to total due to rounding and/or statistical disclosure control.)

Continued

2009 PSIC Code	Region / Industry Description	Number of Establishments	Capital Expenditures for Tangible Fixed Assets			
			Total	Land	Buildings, Other Structures and Land Improvement	Transport Equipment
		(1)	(2)	(3)	(4)	(5)
C199	Manufacture of other fuel products	S	S	S	S	S
C201	Manufacture of basic chemicals	S	S	S	S	S
C222	Manufacture of plastics products	6	-	-	-	-
C239	Manufacture of non-metallic mineral products, n.e.c.	25	5,250	-	-	5,250
C241	Manufacture of basic iron and steel	9	-	-	-	-
C251	Manufacture of structural metal products, tanks, reservoirs and steam generators	12	-	-	-	-
C252	Manufacture of weapons and ammunition	S	S	S	S	S
C259	Manufacture of other fabricated metal products; metal working service activities	32	-	-	-	-
C279	Manufacture of other electrical equipment	3	-	-	-	-
C282	Manufacture of special purpose machinery	3	12,296	-	1,960	946
C310	Manufacture of furniture	21	-	-	-	-
C321	Manufacture of jewelry, bijouterie and related articles	5	-	-	-	-
C329	Other manufacturing, n.e.c.	S	S	S	S	S
C331	Repair of fabricated metal products, machinery and equipment	17	-	-	-	-
	III – Central Luzon	3,388	116,513,343	3,761,958	96,404,359	999,732
C101	Processing and preserving of meat	74	246,045	14,948	51,149	53,942
C102	Processing and preserving of fish, crustaceans and mollusks	27	121,334	-	31,453	3,352
C103	Processing and preserving of fruits and vegetables	31	266,422	71,481	90,616	29,483
C104	Manufacture of vegetable and animal oils and fats	4	4,310	335	2,149	780
C105	Manufacture of dairy products	12	6,842	3,521	-	1,761
C106	Manufacture of grain mill products, starches and starch products	235	967,527	109,518	652,570	63,493
C107	Manufacture of other food products	1,054	936,849	49,286	171,341	56,787
C108	Manufacture of prepared animal feeds	54	1,551,695	47,068	449,865	189,204
C110	Manufacture of beverages	360	1,200,594	33,043	223,436	17,866
C120	Manufacture of tobacco products	S	S	S	S	S
C131	Spinning, weaving and finishing of textiles	20	39,763	800	499	3,517
C139	Manufacture of other textiles	40	51,798	-	47,411	109
C141	Manufacture of wearing apparel, except fur apparel	149	427,551	41,704	162,535	34,875
C142	Custom tailoring and dressmaking	60	-	-	-	-
C143	Manufacture of knitted and crocheted apparel	3	-	-	-	-
C151	Tanning and dressing of leather; manufacture of luggage and handbags	41	326,396	-	198,779	4,424

Table 6 Number of Establishments and Capital Expenditures by Type of Tangible Fixed Assets for Manufacturing Establishments by Region and Industry Group: Philippines, 2018

(Values are in thousand PhP, except number of establishments. Details may not add-up to total due to rounding and/or statistical disclosure control.)

Continued

2009 PSIC Code	Region / Industry Description	Number of Establishments	Capital Expenditures for Tangible Fixed Assets			
			Total	Land	Buildings, Other Structures and Land Improvement	Transport Equipment
		(1)	(2)	(3)	(4)	(5)
C152	Manufacture of footwear	10	55,352	-	7,539	364
C161	Sawmilling and 1164lanning of wood	S	S	S	S	S
C162	Manufacture of products of wood, cork, straw and plaiting materials	63	11,310	-	787	6,197
C170	Manufacture of paper and paper products	35	853,133	21,770	343,397	11,631
C181	Printing and service activities related to printing	163	119,644	8,815	44,854	2,149
C192	Manufacture of refined petroleum products	3	3,829,032	2,775,287	230,852	104,164
C201	Manufacture of basic chemicals	21	1,326,036	-	2,230	10,070
C202	Manufacture of other chemical products, n.e.c.	35	117,139	-	21,046	21,895
C210	Manufacture of pharmaceuticals, medicinal chemical and botanical products	22	212,221	24,970	55,421	3,492
C221	Manufacture of rubber products	14	2,930,647	-	14,185	29,368
C222	Manufacture of plastics products	115	708,029	36,955	108,729	50,543
C231	Manufacture of glass and glass products	14	5,898	-	-	1,293
C239	Manufacture of non-metallic mineral products, n.e.c.	134	4,104,349	133,192	2,066,845	45,862
C241	Manufacture of basic iron and steel	44	757,814	138,947	409,439	35,577
C242	Manufacture of basic precious and other non-ferrous metals	4	16,880	-	1,446	369
C243	Casting of metals	7	16,595	-	16,595	-
C251	Manufacture of structural metal products, tanks, reservoirs and steam generators	60	64,586	-	21,171	11,422
C259	Manufacture of other fabricated metal products; metal working service activities	85	565,503	135,953	152,565	65,115
C261	Manufacture of electronic components	14	92,058,987	-	90,346,133	12,184
C262	Manufacture of computers and peripheral equipment and accessories	5	162,742	-	21,461	1,202
C263	Manufacture of communication equipment	S	S	S	S	S
C264	Manufacture of consumer electronics	3	5	-	-	-
C265	Manufacture of measuring, testing, navigating and control equipment; watches and clocks	3	1,307	-	-	-
C271	Manufacture of electric motors, generators, transformers and electricity distribution and control apparatus	10	85,216	27,558	17,410	13,469
C272	Manufacture of batteries and accumulators	S	S	S	S	S
C273	Manufacture of wiring and wiring devices	10	82,583	-	14,652	7,880
C274	Manufacture of electric lighting equipment	7	3,491	-	-	1,472
C275	Manufacture of domestic appliances	4	60	-	-	-
C279	Manufacture of other electrical equipment	10	-	-	-	-

Table 6 Number of Establishments and Capital Expenditures by Type of Tangible Fixed Assets for Manufacturing Establishments by Region and Industry Group: Philippines, 2018

(Values are in thousand PhP, except number of establishments. Details may not add-up to total due to rounding and/or statistical disclosure control.)

Continued

2009 PSIC Code	Region / Industry Description	Number of Establishments	Capital Expenditures for Tangible Fixed Assets			
			Total	Land	Buildings, Other Structures and Land Improvement	Transport Equipment
		(1)	(2)	(3)	(4)	(5)
C281	Manufacture of general purpose machinery	13	247,409	4,725	31,016	9,651
C282	Manufacture of special purpose machinery	15	11,418	-	-	-
C291	Manufacture of motor vehicles	4	20,042	4,026	2,969	5,230
C292	Manufacture of bodies (coachwork) for motor vehicles; manufacture of trailers and semi-trailers	S	S	S	S	S
C293	Manufacture of parts and accessories for motor vehicles	9	1,051,818	-	102,664	6,275
C301	Building of ships and boats	S	S	S	S	S
C303	Manufacture of air and spacecraft and related machinery	5	-	-	-	-
C309	Manufacture of transport equipment, n.e.c.	13	5,495	4,829	-	181
C310	Manufacture of furniture	121	101,640	48,195	3,093	24,706
C321	Manufacture of jewelry, bijouterie and related articles	15	679	-	-	148
C322	Manufacture of musical instruments	S	S	S	S	S
C323	Manufacture of sports goods	3	63,601	-	12,432	2,517
C324	Manufacture of games and toys	8	-	-	-	-
C325	Manufacture of medical and dental instruments and supplies	9	565,502	-	248,985	5,003
C329	Other manufacturing, n.e.c.	42	1,198	-	567	-
C331	Repair of fabricated metal products, machinery and equipment	62	187,315	24,392	23,705	50,010
C332	Installation of industrial machinery and equipment	S	S	S	S	S
	IVA – CALABARZON	4,035	75,920,204	409,214	23,223,387	2,637,157
C101	Processing and preserving of meat	41	1,718,956	399	372,503	760,768
C102	Processing and preserving of fish, crustaceans and mollusks	12	33,184	-	15,193	13,946
C103	Processing and preserving of fruits and vegetables	19	152,074	-	70,250	29,691
C104	Manufacture of vegetable and animal oils and fats	31	325,223	21,600	128,293	22,422
C105	Manufacture of dairy products	12	188,730	-	5,876	6,435
C106	Manufacture of grain mill products, starches and starch products	90	15,458	-	7,687	2,290
C107	Manufacture of other food products	877	4,888,739	104,320	2,082,894	185,892
C108	Manufacture of prepared animal feeds	69	62,163	38,365	2,231	5,248
C110	Manufacture of beverages	291	1,603,120	910	77,002	318,193
C120	Manufacture of tobacco products	3	303,417	-	555	688
C131	Spinning, weaving and finishing of textiles	10	190,292	-	108,249	13,340
C139	Manufacture of other textiles	33	42,890	10,251	67	381

Table 6 Number of Establishments and Capital Expenditures by Type of Tangible Fixed Assets for Manufacturing Establishments by Region and Industry Group: Philippines, 2018

(Values are in thousand PhP, except number of establishments. Details may not add-up to total due to rounding and/or statistical disclosure control.)

Continued

2009 PSIC Code	Region / Industry Description	Number of Establishments	Capital Expenditures for Tangible Fixed Assets			
			Total	Land	Buildings, Other Structures and Land Improvement	Transport Equipment
		(1)	(2)	(3)	(4)	(5)
C141	Manufacture of wearing apparel, except fur apparel	244	211,766	2,299	74,915	14,686
C142	Custom tailoring and dressmaking	90	2,995	-	-	-
C143	Manufacture of knitted and crocheted apparel	16	9,633	-	2,432	4,376
C151	Tanning and dressing of leather; manufacture of luggage and handbags	24	177,768	-	104,990	3,096
C152	Manufacture of footwear	34	38,129	-	5,856	3,286
C161	Sawmilling and 1166lanning of wood	S	S	S	S	S
C162	Manufacture of products of wood, cork, straw and plaiting materials	64	784,219	1,356	6,191	31,200
C170	Manufacture of paper and paper products	76	427,371	28,200	48,269	15,772
C181	Printing and service activities related to printing	198	190,535	-	1,569	5,449
C182	Reproduction of recorded media	S	S	S	S	S
C192	Manufacture of refined petroleum products	S	S	S	S	S
C199	Manufacture of other fuel products	S	S	S	S	S
C201	Manufacture of basic chemicals	31	1,218,992	-	66,169	62,374
C202	Manufacture of other chemical products, n.e.c.	91	2,093,369	18,882	1,525,300	71,543
C210	Manufacture of pharmaceuticals, medicinal chemical and botanical products	34	853,727	-	536,695	13,259
C221	Manufacture of rubber products	35	294,060	-	34,425	13,229
C222	Manufacture of plastics products	181	1,837,411	9,422	552,054	129,442
C231	Manufacture of glass and glass products	18	94,454	-	-	-
C239	Manufacture of non-metallic mineral products, n.e.c.	115	3,983,685	52,221	687,412	397,424
C241	Manufacture of basic iron and steel	59	385,385	33,206	33,951	32,843
C242	Manufacture of basic precious and other non-ferrous metals	8	10,008	-	221	1,489
C243	Casting of metals	16	452,755	-	269,799	10,722
C251	Manufacture of structural metal products, tanks, reservoirs and steam generators	109	259,118	16,367	8,104	28,789
C252	Manufacture of weapons and ammunition	S	S	S	S	S
C259	Manufacture of other fabricated metal products; metal working service activities	245	962,803	11,342	177,810	48,974
C261	Manufacture of electronic components	103	31,896,060	-	8,990,317	43,486
C262	Manufacture of computers and peripheral equipment and accessories	24	610,425	-	131,181	14,120
C263	Manufacture of communication equipment	10	18,083	-	562	-
C264	Manufacture of consumer electronics	12	566,089	-	96,132	-

Table 6 Number of Establishments and Capital Expenditures by Type of Tangible Fixed Assets for Manufacturing Establishments by Region and Industry Group: Philippines, 2018

(Values are in thousand PhP, except number of establishments. Details may not add-up to total due to rounding and/or statistical disclosure control.)

Continued

2009 PSIC Code	Region / Industry Description	Number of Establishments	Capital Expenditures for Tangible Fixed Assets			
			Total	Land	Buildings, Other Structures and Land Improvement	Transport Equipment
		(1)	(2)	(3)	(4)	(5)
C265	Manufacture of measuring, testing, navigating and control equipment; watches and clocks	5	18	-	-	-
C267	Manufacture of optical instruments and photographic equipment	9	1,919,715	-	687,842	6,829
C271	Manufacture of electric motors, generators, transformers and electricity distribution and control apparatus	46	555,831	-	72,686	3,776
C272	Manufacture of batteries and accumulators	S	S	S	S	S
C273	Manufacture of wiring and wiring devices	20	488,500	-	232,209	6,321
C274	Manufacture of electric lighting equipment	15	273,879	-	58,352	413
C275	Manufacture of domestic appliances	12	1,621	-	-	-
C279	Manufacture of other electrical equipment	14	1,036,967	-	161,483	3,168
C281	Manufacture of general purpose machinery	41	2,600,342	59,103	1,671,317	20,710

Table 6 Number of Establishments and Capital Expenditures by Type of Tangible Fixed Assets for Manufacturing Establishments by Region and Industry Group: Philippines, 2018

(Values are in thousand PhP, except number of establishments. Details may not add-up to total due to rounding and/or statistical disclosure control.)

Continued

2009 PSIC Code	Region / Industry Description	Number of Establishments	Capital Expenditures for Tangible Fixed Assets			
			Total	Land	Buildings, Other Structures and Land Improvement	Transport Equipment
		(1)	(2)	(3)	(4)	(5)
C282	Manufacture of special purpose machinery	73	512,981	-	73,760	14,256
C291	Manufacture of motor vehicles	13	534,719	-	306,940	78,893
C292	Manufacture of bodies (coachwork) for motor vehicles; manufacture of trailers and semi-trailers	10	11,774	973	1,061	1,987
C293	Manufacture of parts and accessories for motor vehicles	74	5,768,788	-	2,739,807	50,618
C301	Building of ships and boats	5	548	-	445	-
C302	Manufacture of railway locomotive and rolling stock	S	S	S	S	S
C303	Manufacture of air and spacecraft and related machinery	S	S	S	S	S
C309	Manufacture of transport equipment, n.e.c.	21	863,507	-	230,481	113,267
C310	Manufacture of furniture	150	19,941	-	2,648	5,153
C321	Manufacture of jewelry, bijouterie and related articles	4	-	-	-	-
C322	Manufacture of musical instruments	S	S	S	S	S
C323	Manufacture of sports goods	8	10,536	-	1,731	-
C324	Manufacture of games and toys	6	41,479	-	30,507	-
C325	Manufacture of medical and dental instruments and supplies	21	736,302	-	197,288	1,118
C329	Other manufacturing, n.e.c.	17	35,378	-	4,099	1,639
C331	Repair of fabricated metal products, machinery and equipment	133	76,085	-	15,054	12,640
C332	Installation of industrial machinery and equipment	S	S	S	S	S
	MIMAROPA	1,118	405,280	84,645	177,987	21,561
C101	Processing and preserving of meat	3	-	-	-	-
C102	Processing and preserving of fish, crustaceans and mollusks	S	S	S	S	S
C103	Processing and preserving of fruits and vegetables	S	S	S	S	S
C104	Manufacture of vegetable and animal oils and fats	7	12,005	-	5,402	916
C105	Manufacture of dairy products	5	89	-	-	27
C106	Manufacture of grain mill products, starches and starch products	98	170,155	5,610	88,121	9,547
C107	Manufacture of other food products	432	182,849	77,955	81,079	2,555
C110	Manufacture of beverages	289	9,929	-	-	3,965
C131	Spinning, weaving and finishing of textiles	3	2,115	-	-	2,052
C141	Manufacture of wearing apparel, except fur apparel	8	-	-	-	-
C142	Custom tailoring and dressmaking	22	10,334	-	-	-
C151	Tanning and dressing of leather; manufacture of luggage and handbags	3	-	-	-	-

Table 6 Number of Establishments and Capital Expenditures by Type of Tangible Fixed Assets for Manufacturing Establishments by Region and Industry Group: Philippines, 2018

(Values are in thousand PhP, except number of establishments. Details may not add-up to total due to rounding and/or statistical disclosure control.)

Continued

2009 PSIC Code	Region / Industry Description	Number of Establishments	Capital Expenditures for Tangible Fixed Assets			
			Total	Land	Buildings, Other Structures and Land Improvement	Transport Equipment
		(1)	(2)	(3)	(4)	(5)
C161	Sawmilling and planing of wood	4	-	-	-	-
C162	Manufacture of products of wood, cork, straw and plaiting materials	13	224	80	-	-
C181	Printing and service activities related to printing	123	2,171	-	-	-
C201	Manufacture of basic chemicals	3	-	-	-	-
C202	Manufacture of other chemical products, n.e.c.	S	S	S	S	S
C210	Manufacture of pharmaceuticals, medicinal chemical and botanical products	S	S	S	S	S
C222	Manufacture of plastics products	6	-	-	-	-
C239	Manufacture of non-metallic mineral products, n.e.c.	37	3,131	1,000	-	1,200
C241	Manufacture of basic iron and steel	8	-	-	-	-
C242	Manufacture of basic precious and other non-ferrous metals	S	S	S	S	S
C259	Manufacture of other fabricated metal products; metal working service activities	19	-	-	-	-
C282	Manufacture of special purpose machinery	S	S	S	S	S
C310	Manufacture of furniture	21	-	-	-	-
C331	Repair of fabricated metal products, machinery and equipment	5	10,094	-	3,385	-
	V – Bicol	1,339	1,371,758	71,525	449,921	237,541
C101	Processing and preserving of meat	14	27,095	-	14,525	250
C102	Processing and preserving of fish, crustaceans and mollusks	28	4,146	-	878	1,067
C103	Processing and preserving of fruits and vegetables	5	-	-	-	-
C104	Manufacture of vegetable and animal oils and fats	9	64,247	250	39,915	4,461
C105	Manufacture of dairy products	6	4,855	1,788	1,861	-
C106	Manufacture of grain mill products, starches and starch products	67	93,503	10,639	25,077	7,094
C107	Manufacture of other food products	542	134,486	13,009	51,441	970
C108	Manufacture of prepared animal feeds	4	16,848	-	-	16,848
C110	Manufacture of beverages	249	6,093	-	5,680	-
C120	Manufacture of tobacco products	S	S	S	S	S
C131	Spinning, weaving and finishing of textiles	6	-	-	-	-
C139	Manufacture of other textiles	10	1,001	-	992	-
C141	Manufacture of wearing apparel, except fur apparel	19	8,615	-	-	-
C142	Custom tailoring and dressmaking	55	-	-	-	-
C151	Tanning and dressing of leather; manufacture of luggage and handbags	3	-	-	-	-
C152	Manufacture of footwear	4	-	-	-	-

Table 6 Number of Establishments and Capital Expenditures by Type of Tangible Fixed Assets for Manufacturing Establishments by Region and Industry Group: Philippines, 2018

(Values are in thousand PhP, except number of establishments. Details may not add-up to total due to rounding and/or statistical disclosure control.)

Continued

2009 PSIC Code	Region / Industry Description	Number of Establishments	Capital Expenditures for Tangible Fixed Assets			
			Total	Land	Buildings, Other Structures and Land Improvement	Transport Equipment
		(1)	(2)	(3)	(4)	(5)
C162	Manufacture of products of wood, cork, straw and plaiting materials	32	3,539	-	818	2,380
C170	Manufacture of paper and paper products	5	407,070	34,685	149,599	897
C181	Printing and service activities related to printing	93	35,531	1,900	6,843	9,051
C201	Manufacture of basic chemicals	3	-	-	-	-
C210	Manufacture of pharmaceuticals, medicinal chemical and botanical products	5	-	-	-	-
C231	Manufacture of glass and glass products	S	S	S	S	S
C239	Manufacture of non-metallic mineral products, n.e.c.	29	54,752	6,394	26,085	19,534
C241	Manufacture of basic iron and steel	12	1,925	-	248	1,420
C242	Manufacture of basic precious and other non-ferrous metals	S	S	S	S	S
C251	Manufacture of structural metal products, tanks, reservoirs and steam generators	21	8,148	2,859	249	1,908
C259	Manufacture of other fabricated metal products; metal working service activities	31	-	-	-	-
C281	Manufacture of general purpose machinery	4	40,109	-	98	9,072
C282	Manufacture of special purpose machinery	3	-	-	-	-
C293	Manufacture of parts and accessories for motor vehicles	3	-	-	-	-
C310	Manufacture of furniture	25	-	-	-	-
C329	Other manufacturing, n.e.c.	19	-	-	-	-
C331	Repair of fabricated metal products, machinery and equipment	29	-	-	-	-
VI – Western Visayas		1,425	2,887,118	424,614	529,498	148,993
C101	Processing and preserving of meat	19	510	-	510	-
C102	Processing and preserving of fish, crustaceans and mollusks	31	10,999	-	1,790	194
C103	Processing and preserving of fruits and vegetables	S	S	S	S	S
C104	Manufacture of vegetable and animal oils and fats	5	-	-	-	-
C105	Manufacture of dairy products	5	-	-	-	-
C106	Manufacture of grain mill products, starches and starch products	107	15,612	-	-	3,955
C107	Manufacture of other food products	444	1,595,498	8,129	96,785	108,148
C108	Manufacture of prepared animal feeds	3	518,611	407,682	738	12,566
C110	Manufacture of beverages	282	289,216	-	143,386	3,661
C131	Spinning, weaving and finishing of textiles	14	-	-	-	-
C139	Manufacture of other textiles	4	-	-	-	-

Table 6 Number of Establishments and Capital Expenditures by Type of Tangible Fixed Assets for Manufacturing Establishments by Region and Industry Group: Philippines, 2018

(Values are in thousand PhP, except number of establishments. Details may not add-up to total due to rounding and/or statistical disclosure control.)

Continued

2009 PSIC Code	Region / Industry Description	Number of Establishments	Capital Expenditures for Tangible Fixed Assets			
			Total	Land	Buildings, Other Structures and Land Improvement	Transport Equipment
		(1)	(2)	(3)	(4)	(5)
C141	Manufacture of wearing apparel, except fur apparel	17	289	-	88	-
C142	Custom tailoring and dressmaking	63	9,317	-	9,054	-
C161	Sawmilling and 1171lanning of wood	3	61	-	-	-
C162	Manufacture of products of wood, cork, straw and plaiting materials	14	922	800	11	-
C181	Printing and service activities related to printing	145	3,852	-	913	-
C192	Manufacture of refined petroleum products	S	S	S	S	S
C201	Manufacture of basic chemicals	9	232,627	1,130	197,629	680
C202	Manufacture of other chemical products, n.e.c.	S	S	S	S	S
C210	Manufacture of pharmaceuticals, medicinal chemical and botanical products	7	-	-	-	-
C221	Manufacture of rubber products	3	-	-	-	-
C222	Manufacture of plastics products	21	143,898	-	34,244	11,408
C231	Manufacture of glass and glass products	4	-	-	-	-
C239	Manufacture of non-metallic mineral products, n.e.c.	99	6,167	-	37	6,020
C241	Manufacture of basic iron and steel	14	-	-	-	-
C243	Casting of metals	5	-	-	-	-
C251	Manufacture of structural metal products, tanks, reservoirs and steam generators	17	-	-	-	-
C259	Manufacture of other fabricated metal products; metal working service activities	33	-	-	-	-
C265	Manufacture of measuring, testing, navigating and control equipment; watches and clocks	S	S	S	S	S
C267	Manufacture of optical instruments and photographic equipment	S	S	S	S	S
C282	Manufacture of special purpose machinery	3	4,061	-	-	1,773
C293	Manufacture of parts and accessories for motor vehicles	3	-	-	-	-
C310	Manufacture of furniture	12	53,383	6,873	43,494	552
C321	Manufacture of jewelry, bijouterie and related articles	5	655	-	304	24
C329	Other manufacturing, n.e.c.	11	116	-	-	-
C331	Repair of fabricated metal products, machinery and equipment	16	-	-	-	-
	VII – Central Visayas	2,347	11,481,765	1,419,597	2,056,151	494,221
C101	Processing and preserving of meat	27	126,971	27,000	8,709	9,090
C102	Processing and preserving of fish, crustaceans and mollusks	34	185,453	-	38,193	8,090

Table 6 Number of Establishments and Capital Expenditures by Type of Tangible Fixed Assets for Manufacturing Establishments by Region and Industry Group: Philippines, 2018

(Values are in thousand PhP, except number of establishments. Details may not add-up to total due to rounding and/or statistical disclosure control.)

Continued

2009 PSIC Code	Region / Industry Description	Number of Establishments	Capital Expenditures for Tangible Fixed Assets			
			Total	Land	Buildings, Other Structures and Land Improvement	Transport Equipment
		(1)	(2)	(3)	(4)	(5)
C103	Processing and preserving of fruits and vegetables	21	87,384	2,167	11,352	-
C104	Manufacture of vegetable and animal oils and fats	14	158,681	-	33,642	3,656
C105	Manufacture of dairy products	6	5,344	54	714	3,268
C106	Manufacture of grain mill products, starches and starch products	71	71,148	21,378	30,917	1,769
C107	Manufacture of other food products	758	363,443	119,528	99,458	47,176
C108	Manufacture of prepared animal feeds	19	3,079,566	740,806	730,943	198,030
C110	Manufacture of beverages	247	102,829	386	12,199	4,096
C131	Spinning, weaving and finishing of textiles	4	-	-	-	-
C139	Manufacture of other textiles	13	1,603	-	1,253	-
C141	Manufacture of wearing apparel, except fur apparel	53	41,359	500	6,278	4,858
C142	Custom tailoring and dressmaking	50	-	-	-	-
C151	Tanning and dressing of leather; manufacture of luggage and handbags	S	S	S	S	S
C152	Manufacture of footwear	16	1,706	1,098	-	-
C161	Sawmilling and 1172lanning of wood	8	3,200	966	549	604
C162	Manufacture of products of wood, cork, straw and plaiting materials	15	16,601	4,829	5,302	4,426
C170	Manufacture of paper and paper products	19	45,858	8,565	17,227	8,709
C181	Printing and service activities related to printing	268	95,459	65,469	4,205	234
C201	Manufacture of basic chemicals	18	105,263	-	1,181	23,573
C202	Manufacture of other chemical products, n.e.c.	36	133,748	10,877	52,286	16,700
C210	Manufacture of pharmaceuticals, medicinal chemical and botanical products	4	35,956	-	-	32,730
C221	Manufacture of rubber products	7	281,139	-	-	-
C222	Manufacture of plastics products	71	134,127	5,884	29,569	8,391
C231	Manufacture of glass and glass products	7	53,056	-	2,394	1,270
C239	Manufacture of non-metallic mineral products, n.e.c.	45	1,333,289	372,514	259,032	33,947
C241	Manufacture of basic iron and steel	29	102,258	2,364	525	1,991
C242	Manufacture of basic precious and other non-ferrous metals	S	S	S	S	S
C243	Casting of metals	8	273,079	-	3,165	1,242
C251	Manufacture of structural metal products, tanks, reservoirs and steam generators	10	3,638	-	-	1,110
C252	Manufacture of weapons and ammunition	S	S	S	S	S
C259	Manufacture of other fabricated metal products; metal working service activities	50	523,610	440	294,678	3,538
C261	Manufacture of electronic components	10	2,161,920	-	122,636	2,125

Table 6 Number of Establishments and Capital Expenditures by Type of Tangible Fixed Assets for Manufacturing Establishments by Region and Industry Group: Philippines, 2018

(Values are in thousand PhP, except number of establishments. Details may not add-up to total due to rounding and/or statistical disclosure control.)

Continued

2009 PSIC Code	Region / Industry Description	Number of Establishments	Capital Expenditures for Tangible Fixed Assets			
			Total	Land	Buildings, Other Structures and Land Improvement	Transport Equipment
		(1)	(2)	(3)	(4)	(5)
C262	Manufacture of computers and peripheral equipment and accessories	S	S	S	S	S
C263	Manufacture of communication equipment	S	S	S	S	S
C264	Manufacture of consumer electronics	3	20,404	-	-	-
C265	Manufacture of measuring, testing, navigating and control equipment; watches and clocks	5	83,505	-	51,085	-
C267	Manufacture of optical instruments and photographic equipment	12	19,928	-	1,374	-
C271	Manufacture of electric motors, generators, transformers and electricity distribution and control apparatus	7	30,146	-	5,678	3,818
C273	Manufacture of wiring and wiring devices	S	S	S	S	S
C274	Manufacture of electric lighting equipment	4	-	-	-	-
C275	Manufacture of domestic appliances	S	S	S	S	S
C279	Manufacture of other electrical equipment	S	S	S	S	S
C281	Manufacture of general purpose machinery	5	83,771	-	799	876
C282	Manufacture of special purpose machinery	5	-	-	-	-
C291	Manufacture of motor vehicles	10	1,233	-	-	-
C293	Manufacture of parts and accessories for motor vehicles	8	844	-	-	-
C301	Building of ships and boats	13	954,052	80	41,914	19,734
C309	Manufacture of transport equipment, n.e.c.	3	85,532	-	4,558	1,704
C310	Manufacture of furniture	173	161,506	29,578	68,322	11,451
C321	Manufacture of jewelry, bijouterie and related articles	37	9,673	-	23	24
C322	Manufacture of musical instruments	S	S	S	S	S
C323	Manufacture of sports goods	S	S	S	S	S
C324	Manufacture of games and toys	S	S	S	S	S
C325	Manufacture of medical and dental instruments and supplies	15	116,905	-	57,568	3,012
C329	Other manufacturing, n.e.c.	24	13,030	5,111	262	4,340
C331	Repair of fabricated metal products, machinery and equipment	66	46,943	-	12,937	23,835
	VIII – Eastern Visayas	1,415	3,370,572	5,020	2,533,278	44,798
C101	Processing and preserving of meat	S	S	S	S	S
C102	Processing and preserving of fish, crustaceans and mollusks	8	1,919	-	-	-
C103	Processing and preserving of fruits and vegetables	5	1,322	-	-	-
C104	Manufacture of vegetable and animal oils and fats	7	3,922	-	2,125	1,797

Table 6 Number of Establishments and Capital Expenditures by Type of Tangible Fixed Assets for Manufacturing Establishments by Region and Industry Group: Philippines, 2018

(Values are in thousand PhP, except number of establishments. Details may not add-up to total due to rounding and/or statistical disclosure control.)

Continued

2009 PSIC Code	Region / Industry Description	Number of Establishments	Capital Expenditures for Tangible Fixed Assets			
			Total	Land	Buildings, Other Structures and Land Improvement	Transport Equipment
		(1)	(2)	(3)	(4)	(5)
C105	Manufacture of dairy products	S	S	S	S	S
C106	Manufacture of grain mill products, starches and starch products	100	4,063	-	304	-
C107	Manufacture of other food products	646	24,116	-	-	1,702
C110	Manufacture of beverages	365	-	-	-	-
C131	Spinning, weaving and finishing of textiles	4	-	-	-	-
C139	Manufacture of other textiles	S	S	S	S	S
C141	Manufacture of wearing apparel, except fur apparel	8	-	-	-	-
C142	Custom tailoring and dressmaking	34	76	-	-	-
C162	Manufacture of products of wood, cork, straw and plaiting materials	13	-	-	-	-
C170	Manufacture of paper and paper products	7	4,542	21	-	3,351
C181	Printing and service activities related to printing	76	17,023	-	-	688
C201	Manufacture of basic chemicals	7	1,995	-	318	-
C210	Manufacture of pharmaceuticals, medicinal chemical and botanical products	S	S	S	S	S
C222	Manufacture of plastics products	9	7,313	-	-	481
C231	Manufacture of glass and glass products	6	-	-	-	-
C239	Manufacture of non-metallic mineral products, n.e.c.	38	42,191	5,000	500	35,826
C241	Manufacture of basic iron and steel	3	-	-	-	-
C242	Manufacture of basic precious and other non-ferrous metals	S	S	S	S	S
C243	Casting of metals	S	S	S	S	S
C251	Manufacture of structural metal products, tanks, reservoirs and steam generators	5	-	-	-	-
C259	Manufacture of other fabricated metal products; metal working service activities	38	197	-	-	-
C273	Manufacture of wiring and wiring devices	S	S	S	S	S
C282	Manufacture of special purpose machinery	S	S	S	S	S
C310	Manufacture of furniture	4	-	-	-	-
C321	Manufacture of jewelry, bijouterie and related articles	5	-	-	-	-
C329	Other manufacturing, n.e.c.	12	140	-	-	-
C331	Repair of fabricated metal products, machinery and equipment	6	1,554	-	47	954
IX – Zamboanga Peninsula		1,278	545,537	105,767	143,491	50,316
C101	Processing and preserving of meat	12	4,773	704	352	3,682
C102	Processing and preserving of fish, crustaceans and mollusks	29	248,868	3,018	75,544	31,511

Table 6 Number of Establishments and Capital Expenditures by Type of Tangible Fixed Assets for Manufacturing Establishments by Region and Industry Group: Philippines, 2018

(Values are in thousand PhP, except number of establishments. Details may not add-up to total due to rounding and/or statistical disclosure control.)

Continued

2009 PSIC Code	Region / Industry Description	Number of Establishments	Capital Expenditures for Tangible Fixed Assets			
			Total	Land	Buildings, Other Structures and Land Improvement	Transport Equipment
		(1)	(2)	(3)	(4)	(5)
C104	Manufacture of vegetable and animal oils and fats	6	10,058	377	9,357	204
C105	Manufacture of dairy products	4	-	-	-	-
C106	Manufacture of grain mill products, starches and starch products	133	42,773	42,773	-	-
C107	Manufacture of other food products	649	48,976	8,681	25,753	2,790
C108	Manufacture of prepared animal feeds	S	S	S	S	S
C110	Manufacture of beverages	151	35,153	17,988	15,833	-
C139	Manufacture of other textiles	S	S	S	S	S
C142	Custom tailoring and dressmaking	37	3,449	3,304	-	-
C161	Sawmilling and 1175lanning of wood	4	2,696	-	56	2,616
C162	Manufacture of products of wood, cork, straw and plaiting materials	S	S	S	S	S
C181	Printing and service activities related to printing	81	57,916	25,859	7,963	3,651
C221	Manufacture of rubber products	5	2,000	-	2,000	-
C222	Manufacture of plastics products	8	-	-	-	-
C231	Manufacture of glass and glass products	4	-	-	-	-
C239	Manufacture of non-metallic mineral products, n.e.c.	36	5,743	-	750	2,250
C241	Manufacture of basic iron and steel	5	1,767	1,767	-	-
C251	Manufacture of structural metal products, tanks, reservoirs and steam generators	12	399	-	240	-
C259	Manufacture of other fabricated metal products; metal working service activities	23	59,727	-	4,947	3,614
C310	Manufacture of furniture	26	-	-	-	-
C321	Manufacture of jewelry, bijouterie and related articles	S	S	S	S	S
C329	Other manufacturing, n.e.c.	4	1,620	1,296	324	-
C331	Repair of fabricated metal products, machinery and equipment	44	587	-	371	-
X – Northern Mindanao		1,124	5,716,114	392,385	1,773,536	555,653
C101	Processing and preserving of meat	23	135,194	600	53,051	7,221
C102	Processing and preserving of fish, crustaceans and mollusks	S	S	S	S	S
C103	Processing and preserving of fruits and vegetables	15	1,661,637	8,976	423,102	303,003
C104	Manufacture of vegetable and animal oils and fats	9	257,568	1,180	218,177	1,434
C105	Manufacture of dairy products	6	1,847	-	1,306	100
C106	Manufacture of grain mill products, starches and starch products	36	316,275	818	28,062	24,570
C107	Manufacture of other food products	409	970,531	10,488	285,228	59,122
C108	Manufacture of prepared animal feeds	7	88,272	-	-	-
C110	Manufacture of beverages	182	271,970	-	63,939	2,201
C131	Spinning, weaving and finishing of textiles	3	-	-	-	-

Table 6 Number of Establishments and Capital Expenditures by Type of Tangible Fixed Assets for Manufacturing Establishments by Region and Industry Group: Philippines, 2018

(Values are in thousand PhP, except number of establishments. Details may not add-up to total due to rounding and/or statistical disclosure control.)

Continued

2009 PSIC Code	Region / Industry Description	Number of Establishments	Capital Expenditures for Tangible Fixed Assets			
			Total	Land	Buildings, Other Structures and Land Improvement	Transport Equipment
		(1)	(2)	(3)	(4)	(5)
C139	Manufacture of other textiles	5	840	-	711	-
C141	Manufacture of wearing apparel, except fur apparel	10	8,706	-	328	1,015
C142	Custom tailoring and dressmaking	43	22,480	689	14,529	483
C152	Manufacture of footwear	4	194	-	-	194
C161	Sawmilling and 1176lanning of wood	15	104,776	4,848	53,079	4,610
C162	Manufacture of products of wood, cork, straw and plaiting materials	14	8,545	3,066	3,327	-
C170	Manufacture of paper and paper products	6	103,083	13,905	8,634	7,405
C181	Printing and service activities related to printing	92	32,553	-	119	9,227
C192	Manufacture of refined petroleum products	3	638	125	262	125
C201	Manufacture of basic chemicals	11	904,380	287,905	140,980	25,276
C202	Manufacture of other chemical products, n.e.c.	4	14,500	-	1,508	1,051
C210	Manufacture of pharmaceuticals, medicinal chemical and botanical products	S	S	S	S	S
C221	Manufacture of rubber products	S	S	S	S	S
C222	Manufacture of plastics products	22	90,113	-	1,024	5,959
C231	Manufacture of glass and glass products	3	-	-	-	-
C239	Manufacture of non-metallic mineral products, n.e.c.	38	432,576	-	422,236	7,901
C241	Manufacture of basic iron and steel	10	36,501	-	-	3,622
C243	Casting of metals	3	358	-	-	-
C251	Manufacture of structural metal products, tanks, reservoirs and steam generators	26	20,899	-	3,018	13,830
C259	Manufacture of other fabricated metal products; metal working service activities	17	4,659	991	874	-
C264	Manufacture of consumer electronics	S	S	S	S	S
C271	Manufacture of electric motors, generators, transformers and electricity distribution and control apparatus	S	S	S	S	S
C281	Manufacture of general purpose machinery	S	S	S	S	S
C282	Manufacture of special purpose machinery	S	S	S	S	S
C291	Manufacture of motor vehicles	3	2,927	-	-	-
C293	Manufacture of parts and accessories for motor vehicles	3	787	-	-	-
C310	Manufacture of furniture	39	44,355	11,433	16,211	9,824
C321	Manufacture of jewelry, bijouterie and related articles	S	S	S	S	S
C324	Manufacture of games and toys	S	S	S	S	S
C329	Other manufacturing, n.e.c.	S	S	S	S	S
C331	Repair of fabricated metal products, machinery and equipment	49	160,426	43,439	29,403	60,598

Table 6 Number of Establishments and Capital Expenditures by Type of Tangible Fixed Assets for Manufacturing Establishments by Region and Industry Group: Philippines, 2018

(Values are in thousand PhP, except number of establishments. Details may not add-up to total due to rounding and/or statistical disclosure control.)

Continued

2009 PSIC Code	Region / Industry Description	Number of Establishments	Capital Expenditures for Tangible Fixed Assets			
			Total	Land	Buildings, Other Structures and Land Improvement	Transport Equipment
		(1)	(2)	(3)	(4)	(5)
	XI – Davao	1,478	2,666,708	19,259	1,595,469	205,097
C101	Processing and preserving of meat	13	-	-	-	-
C102	Processing and preserving of fish, crustaceans and mollusks	5	-	-	-	-
C103	Processing and preserving of fruits and vegetables	13	16,940	-	29	1,223
C104	Manufacture of vegetable and animal oils and fats	17	120,713	-	89,329	565
C105	Manufacture of dairy products	5	-	-	-	-
C106	Manufacture of grain mill products, starches and starch products	131	11,610	-	10	11,600
C107	Manufacture of other food products	430	93,801	563	27,361	18,212
C108	Manufacture of prepared animal feeds	7	462,131	-	143,914	71,437
C110	Manufacture of beverages	270	124,129	-	8,036	5,159
C120	Manufacture of tobacco products	S	S	S	S	S
C139	Manufacture of other textiles	19	3,106	200	1,083	1,000
C141	Manufacture of wearing apparel, except fur apparel	23	8,401	-	3,559	-
C142	Custom tailoring and dressmaking	41	1,895	-	-	1,895
C152	Manufacture of footwear	5	-	-	-	-
C161	Sawmilling and 1177lanning of wood	3	-	-	-	-
C162	Manufacture of products of wood, cork, straw and plaiting materials	31	28,536	-	12,781	-
C170	Manufacture of paper and paper products	15	108,505	-	28,935	52
C181	Printing and service activities related to printing	123	35,141	3,782	1,143	349
C192	Manufacture of refined petroleum products	S	S	S	S	S
C201	Manufacture of basic chemicals	22	21,023	-	-	3,718
C202	Manufacture of other chemical products, n.e.c.	8	221,199	-	37,593	73,362
C210	Manufacture of pharmaceuticals, medicinal chemical and botanical products	8	12,024	-	217	4,922
C221	Manufacture of rubber products	4	-	-	-	-
C222	Manufacture of plastics products	42	103,039	-	49,962	3,481
C231	Manufacture of glass and glass products	4	5,069	-	-	2,788
C239	Manufacture of non-metallic mineral products, n.e.c.	46	1,154,389	-	1,144,075	-
C241	Manufacture of basic iron and steel	11	89,723	-	32,217	792
C242	Manufacture of basic precious and other non-ferrous metals	3	-	-	-	-
C243	Casting of metals	S	S	S	S	S
C251	Manufacture of structural metal products, tanks, reservoirs and steam generators	15	329	-	-	-
C252	Manufacture of weapons and ammunition	S	S	S	S	S

Table 6 Number of Establishments and Capital Expenditures by Type of Tangible Fixed Assets for Manufacturing Establishments by Region and Industry Group: Philippines, 2018

(Values are in thousand PhP, except number of establishments. Details may not add-up to total due to rounding and/or statistical disclosure control.)

Continued

2009 PSIC Code	Region / Industry Description	Number of Establishments	Capital Expenditures for Tangible Fixed Assets			
			Total	Land	Buildings, Other Structures and Land Improvement	Transport Equipment
		(1)	(2)	(3)	(4)	(5)
C259	Manufacture of other fabricated metal products; metal working service activities	10	-	-	-	-
C265	Manufacture of measuring, testing, navigating and control equipment; watches and clocks	S	S	S	S	S
C271	Manufacture of electric motors, generators, transformers and electricity distribution and control apparatus	S	S	S	S	S
C275	Manufacture of domestic appliances	3	-	-	-	-
C281	Manufacture of general purpose machinery	4	-	-	-	-
C282	Manufacture of special purpose machinery	26	-	-	-	-
C291	Manufacture of motor vehicles	S	S	S	S	S
C293	Manufacture of parts and accessories for motor vehicles	3	-	-	-	-
C301	Building of ships and boats	S	S	S	S	S
C310	Manufacture of furniture	48	28,961	11,476	15,226	17
C321	Manufacture of jewelry, bijouterie and related articles	5	-	-	-	-
C329	Other manufacturing, n.e.c.	11	3,207	-	-	3,147
C331	Repair of fabricated metal products, machinery and equipment	44	294	294	-	-
	XII – SOCCSKSARGEN	1,220	1,394,243	43,678	478,960	78,156
C101	Processing and preserving of meat	6	1,518	-	-	680
C102	Processing and preserving of fish, crustaceans and mollusks	24	452,838	-	110,690	8,063
C103	Processing and preserving of fruits and vegetables	S	S	S	S	S
C104	Manufacture of vegetable and animal oils and fats	7	360,293	-	247,624	7,585
C105	Manufacture of dairy products	3	1,650	-	-	850
C106	Manufacture of grain mill products, starches and starch products	180	10,773	-	10,560	-
C107	Manufacture of other food products	390	77,308	11,552	10,297	4,322
C108	Manufacture of prepared animal feeds	3	4,198	-	39	-
C110	Manufacture of beverages	250	80,562	-	-	39,259
C131	Spinning, weaving and finishing of textiles	6	-	-	-	-
C139	Manufacture of other textiles	3	-	-	-	-
C141	Manufacture of wearing apparel, except fur apparel	13	1,395	-	-	1,395
C142	Custom tailoring and dressmaking	51	18,226	-	-	-
C161	Sawmilling and 1178lanning of wood	7	63	-	-	-
C162	Manufacture of products of wood, cork, straw and plaiting materials	8	318	-	-	144
C170	Manufacture of paper and paper products	4	27,160	-	7,775	-

Table 6 Number of Establishments and Capital Expenditures by Type of Tangible Fixed Assets for Manufacturing Establishments by Region and Industry Group: Philippines, 2018

(Values are in thousand PhP, except number of establishments. Details may not add-up to total due to rounding and/or statistical disclosure control.)

Continued

2009 PSIC Code	Region / Industry Description	Number of Establishments	Capital Expenditures for Tangible Fixed Assets			
			Total	Land	Buildings, Other Structures and Land Improvement	Transport Equipment
		(1)	(2)	(3)	(4)	(5)
C181	Printing and service activities related to printing	107	89,583	-	606	1,247
C192	Manufacture of refined petroleum products	S	S	S	S	S
C201	Manufacture of basic chemicals	10	1,034	201	580	59
C202	Manufacture of other chemical products, n.e.c.	S	S	S	S	S
C221	Manufacture of rubber products	S	S	S	S	S
C222	Manufacture of plastics products	S	S	S	S	S
C231	Manufacture of glass and glass products	S	S	S	S	S
C239	Manufacture of non-metallic mineral products, n.e.c.	32	-	-	-	-
C241	Manufacture of basic iron and steel	12	-	-	-	-
C243	Casting of metals	S	S	S	S	S
C251	Manufacture of structural metal products, tanks, reservoirs and steam generators	13	-	-	-	-
C259	Manufacture of other fabricated metal products; metal working service activities	42	82,693	-	6,893	2,703
C301	Building of ships and boats	S	S	S	S	S
C310	Manufacture of furniture	10	10,661	4,225	5,605	6
C323	Manufacture of sports goods	S	S	S	S	S
C331	Repair of fabricated metal products, machinery and equipment	29	53,895	-	5,159	5,048
	XIII – Caraga	1,050	3,765,461	50,447	575,634	143,370
C101	Processing and preserving of meat	9	74,578	3,530	14,421	8,823
C102	Processing and preserving of fish, crustaceans and mollusks	S	S	S	S	S
C103	Processing and preserving of fruits and vegetables	S	S	S	S	S
C104	Manufacture of vegetable and animal oils and fats	5	66,118	192	22,503	15,014
C106	Manufacture of grain mill products, starches and starch products	46	182,910	38,160	78,032	5,901
C107	Manufacture of other food products	498	108,858	-	24,457	911
C108	Manufacture of prepared animal feeds	4	-	-	-	-
C110	Manufacture of beverages	167	-	-	-	-
C139	Manufacture of other textiles	3	50	-	50	-
C141	Manufacture of wearing apparel, except fur apparel	3	3,216	671	1,341	-
C142	Custom tailoring and dressmaking	22	1,610	-	-	-
C161	Sawmilling and 1179lanning of wood	7	75,345	1,132	4,728	62,842
C162	Manufacture of products of wood, cork, straw and plaiting materials	10	85,707	3,470	8,666	2,141
C181	Printing and service activities related to printing	86	12,725	-	-	780
C201	Manufacture of basic chemicals	S	S	S	S	S

Table 6 Number of Establishments and Capital Expenditures by Type of Tangible Fixed Assets for Manufacturing Establishments by Region and Industry Group: Philippines, 2018

(Values are in thousand PhP, except number of establishments. Details may not add-up to total due to rounding and/or statistical disclosure control.)

Continued

2009 PSIC Code	Region / Industry Description	Number of Establishments	Capital Expenditures for Tangible Fixed Assets			
			Total	Land	Buildings, Other Structures and Land Improvement	Transport Equipment
		(1)	(2)	(3)	(4)	(5)
C202	Manufacture of other chemical products, n.e.c.	13	18,937	39	8,073	1,422
C231	Manufacture of glass and glass products	S	S	S	S	S
C239	Manufacture of non-metallic mineral products, n.e.c.	35	45,049	-	21,845	-
C241	Manufacture of basic iron and steel	3	-	-	-	-
C242	Manufacture of basic precious and other non-ferrous metals	S	S	S	S	S
C259	Manufacture of other fabricated metal products; metal working service activities	32	4,791	2,500	-	2,200
C275	Manufacture of domestic appliances	3	-	-	-	-
C301	Building of ships and boats	S	S	S	S	S
C309	Manufacture of transport equipment, n.e.c.	7	-	-	-	-
C310	Manufacture of furniture	29	12,436	-	2,128	5,502
C321	Manufacture of jewelry, bijouterie and related articles	9	-	-	-	-
C324	Manufacture of games and toys	3	101	-	101	-
C329	Other manufacturing, n.e.c.	12	36	-	-	-
C331	Repair of fabricated metal products, machinery and equipment	34	7,123	-	53	1,332
	Autonomous Region in Muslim Mindanao	343	3,719,976	161,390	614,938	105,904
C104	Manufacture of vegetable and animal oils and fats	S	S	S	S	S
C106	Manufacture of grain mill products, starches and starch products	46	3,457,112	122,683	543,825	92,122
C107	Manufacture of other food products	83	60,023	9,589	14,291	7,241
C108	Manufacture of prepared animal feeds	3	58	-	58	-
C110	Manufacture of beverages	124	81,713	22,717	29,031	2,685
C142	Custom tailoring and dressmaking	22	15,355	4,192	5,122	-
C181	Printing and service activities related to printing	46	4,107	-	-	-
C221	Manufacture of rubber products	S	S	S	S	S
C239	Manufacture of non-metallic mineral products, n.e.c.	7	342	-	-	342
C251	Manufacture of structural metal products, tanks, reservoirs and steam generators	5	415	-	268	-
C310	Manufacture of furniture	5	87,754	2,208	16,451	2,515

Table 6 Number of Establishments and Capital Expenditures by Type of Tangible Fixed Assets for Manufacturing Establishments by Region and Industry Group: Philippines, 2018

(Values are in thousand PhP, except number of establishments. Details may not add-up to total due to rounding and/or statistical disclosure control.)

Continued

2009 PSIC Code	Region / Industry Description	Capital Expenditures for Tangible Fixed Assets					
		ICT Machinery and Equipment	Specialized Industrial Machinery	General Industrial Machinery and Equipment	Other Machinery and Equipment	Valuables	Other Tangible Fixed Assets
		(6)	(7)	(8)	(9)	(10)	(11)
	Philippines	5,808,297	41,630,627	36,417,149	4,832,267	366,168	12,515,382
C101	Processing and preserving of meat	36,269	247,702	873,743	49,471	23,668	43,466
C102	Processing and preserving of fish, crustaceans and mollusks	99,288	381,337	277,601	3,743	-	12,179
C103	Processing and preserving of fruits and vegetables	17,360	769,311	124,761	11,202	806	273,724
C104	Manufacture of vegetable and animal oils and fats	72,694	597,106	133,270	19,539	7,334	51,471
C105	Manufacture of dairy products	104,034	141,344	170,818	60,722	-	40,974
C106	Manufacture of grain mill products, starches and starch products	141,475	1,189,183	1,869,310	61,823	31,993	1,073,779
C107	Manufacture of other food products	243,451	5,299,017	1,804,632	105,640	64,024	1,228,783
C108	Manufacture of prepared animal feeds	527,141	1,794,273	86,346	29,986	864	310,191
C110	Manufacture of beverages	49,821	1,260,385	2,554,443	475,421	185,564	553,007
C120	Manufacture of tobacco products	3,283	-	19,544	15,495	-	946,654
C131	Spinning, weaving and finishing of textiles	4,575	96,922	28,217	-	-	3,294
C139	Manufacture of other textiles	2,382	44,092	3,311	2,467	18	5,700
C141	Manufacture of wearing apparel, except fur apparel	38,701	105,592	162,638	50,518	79	40,380
C142	Custom tailoring and dressmaking	7,249	27,318	11,265	661	4,018	3,161
C143	Manufacture of knitted and crocheted apparel	131	4,841	1,070	352	-	128
C151	Tanning and dressing of leather; manufacture of luggage and handbags	24,108	89,730	22,438	39,404	-	17,400
C152	Manufacture of footwear	1,631	38,950	35,370	-	-	2,372
C161	Sawmilling and 1181lanning of wood	-	23,427	20,143	3,000	3,520	404
C162	Manufacture of products of wood, cork, straw and plaiting materials	508,572	87,242	186,973	2,571	1,838	59,209
C170	Manufacture of paper and paper products	209,670	818,665	434,838	22,770	-	28,063
C181	Printing and service activities related to printing	115,999	606,665	156,823	49,721	18,243	81,406
C182	Reproduction of recorded media	-	-	327,778	-	-	7,931
C192	Manufacture of refined petroleum products	102,181	11,462	9,762	617,028	-	1,692,365
C199	Manufacture of other fuel products	-	-	-	-	-	-
C201	Manufacture of basic chemicals	143,356	1,431,815	1,320,610	6,268	6,089	109,186
C202	Manufacture of other chemical products, n.e.c.	66,377	650,657	336,423	37,762	442	123,316
C203	Manufacture of man-made fibers	S	S	S	S	S	S
C210	Manufacture of pharmaceuticals, medicinal chemical and botanical products	9,968	205,228	264,186	12,908	-	240,610
C221	Manufacture of rubber products	16,981	1,575,243	73,022	223	-	1,841,044
C222	Manufacture of plastics products	84,722	1,754,913	1,108,930	112,617	4,872	166,592
C231	Manufacture of glass and glass products	52,573	100,547	3,444	46,014	-	2,566
C239	Manufacture of non-metallic mineral products, n.e.c.	31,641	3,845,064	1,000,922	264,230	2,179	445,200

Table 6 Number of Establishments and Capital Expenditures by Type of Tangible Fixed Assets for Manufacturing Establishments by Region and Industry Group: Philippines, 2018

(Values are in thousand PhP, except number of establishments. Details may not add-up to total due to rounding and/or statistical disclosure control.)

Continued

2009 PSIC Code	Region / Industry Description	Capital Expenditures for Tangible Fixed Assets					
		ICT Machinery and Equipment	Specialized Industrial Machinery	General Industrial Machinery and Equipment	Other Machinery and Equipment	Valuables	Other Tangible Fixed Assets
		(6)	(7)	(8)	(9)	(10)	(11)
C241	Manufacture of basic iron and steel	83,958	272,379	332,999	2,106	3,252	20,468
C242	Manufacture of basic precious and other non-ferrous metals	2,407	3,118,042	170,375	5,809	-	326,582
C243	Casting of metals	7,299	412,646	18,338	155	358	2,567
C251	Manufacture of structural metal products, tanks, reservoirs and steam generators	115,335	106,023	166,751	11,611	-	11,426
C252	Manufacture of weapons and ammunition	509	8,269	776	-	-	213
C259	Manufacture of other fabricated metal products; metal working service activities	36,631	900,258	516,048	85,881	7	113,914
C261	Manufacture of electronic components	1,848,511	7,885,220	16,291,528	742,939	-	912,156
C262	Manufacture of computers and peripheral equipment and accessories	65,312	355,337	172,951	197	-	30,282
C263	Manufacture of communication equipment	24,089	193,778	1,027	3,551	-	26,133
C264	Manufacture of consumer electronics	12,161	57,119	304,319	4,951	-	142,115
C265	Manufacture of measuring, testing, navigating and control equipment; watches and clocks	25,050	378	8,317	-	-	-
C267	Manufacture of optical instruments and photographic equipment	10,640	2	953,464	263,958	-	15,569
C271	Manufacture of electric motors, generators, transformers and electricity distribution and control apparatus	16,336	304,228	91,960	14,951	56	100,332
C272	Manufacture of batteries and accumulators	370	1,292	279	-	-	-
C273	Manufacture of wiring and wiring devices	1,438	105,705	196,024	-	-	31,062
C274	Manufacture of electric lighting equipment	852	2,393	138,488	73,878	-	1,839
C275	Manufacture of domestic appliances	-	1,329	-	-	-	352
C279	Manufacture of other electrical equipment	271,387	424,720	97,561	-	-	78,648
C281	Manufacture of general purpose machinery	21,170	576,800	535,360	12,696	-	58,395
C282	Manufacture of special purpose machinery	2,363	281,472	82,891	-	-	103,858
C291	Manufacture of motor vehicles	18,573	44,869	44,130	31,421	2,927	18,943
C292	Manufacture of bodies (coachwork) for motor vehicles; manufacture of trailers and semi-trailers	827	4,307	11,670	84	-	715
C293	Manufacture of parts and accessories for motor vehicles	103,777	2,398,623	895,522	254,187	-	670,427
C301	Building of ships and boats	1,141	64,476	825,573	-	-	20,695
C302	Manufacture of railway locomotive and rolling stock	S	S	S	S	S	S
C303	Manufacture of air and spacecraft and related machinery	86,164	415,146	-	756,659	-	127,024
C309	Manufacture of transport equipment, n.e.c.	21,217	196,981	317,547	466	-	107,959

Table 6 Number of Establishments and Capital Expenditures by Type of Tangible Fixed Assets for Manufacturing Establishments by Region and Industry Group: Philippines, 2018

(Values are in thousand PhP, except number of establishments. Details may not add-up to total due to rounding and/or statistical disclosure control.)

Continued

2009 PSIC Code	Region / Industry Description	Capital Expenditures for Tangible Fixed Assets					
		ICT Machinery and Equipment	Specialized Industrial Machinery	General Industrial Machinery and Equipment	Other Machinery and Equipment	Valuables	Other Tangible Fixed Assets
		(6)	(7)	(8)	(9)	(10)	(11)
C310	Manufacture of furniture	17,471	71,348	126,843	43,403	-	38,309
C321	Manufacture of jewelry, bijouterie and related articles	1,049	27	3,123	447	-	5,839
C322	Manufacture of musical instruments	-	266	84	149	-	31
C323	Manufacture of sports goods	-	21,792	9,588	-	-	27,136
C324	Manufacture of games and toys	988	25	14,775	-	-	886
C325	Manufacture of medical and dental instruments and supplies	279,705	43,247	148,343	359,466	-	95,610
C329	Other manufacturing, n.e.c.	2,296	5,774	4,390	29,640	-	152
C331	Repair of fabricated metal products, machinery and equipment	13,401	158,326	513,470	32,108	4,019	21,189
C332	Installation of industrial machinery and equipment	-	-	-	-	-	-
	National Capital Region	625,048	5,373,880	4,964,255	309,359	66	2,539,580
C101	Processing and preserving of meat	12,809	59,715	250,625	3,675	-	9,212
C102	Processing and preserving of fish, crustaceans and mollusks	796	2,062	48,729	-	-	6,626
C103	Processing and preserving of fruits and vegetables	16,650	8,225	408	1,870	-	21,113
C104	Manufacture of vegetable and animal oils and fats	32,353	308,629	31,937	-	-	439
C105	Manufacture of dairy products	104,013	128,929	2,938	60,722	-	39,492
C106	Manufacture of grain mill products, starches and starch products	7,234	634,244	-	19,783	-	114,217
C107	Manufacture of other food products	32,648	1,197,460	844,181	49,005	-	1,001,921
C108	Manufacture of prepared animal feeds	-	-	1,050	-	-	217
C110	Manufacture of beverages	8,301	31,432	1,865,029	-	-	5,271
C120	Manufacture of tobacco products	3,123	-	16,721	-	-	647,464
C131	Spinning, weaving and finishing of textiles	929	10,321	16,580	-	-	1,118
C139	Manufacture of other textiles	1,628	13,076	751	-	-	4,735
C141	Manufacture of wearing apparel, except fur apparel	3,170	3,510	14,126	8,346	-	7,727
C142	Custom tailoring and dressmaking	3,133	-	3,726	-	-	202
C143	Manufacture of knitted and crocheted apparel	74	2,525	1,070	-	-	28
C151	Tanning and dressing of leather; manufacture of luggage and handbags	8	-	11	-	-	6
C152	Manufacture of footwear	-	-	932	-	-	206
C161	Sawmilling and planing of wood	-	168	156	-	-	57
C162	Manufacture of products of wood, cork, straw and plaiting materials	2,699	-	169	1,561	-	26
C170	Manufacture of paper and paper products	8,380	259,950	18,794	2,221	-	6,739
C181	Printing and service activities related to printing	52,457	383,769	16,363	24,635	66	60,982
C192	Manufacture of refined petroleum products	351	-	1,356	-	-	128

Table 6 Number of Establishments and Capital Expenditures by Type of Tangible Fixed Assets for Manufacturing Establishments by Region and Industry Group: Philippines, 2018

(Values are in thousand PhP, except number of establishments. Details may not add-up to total due to rounding and/or statistical disclosure control.)

Continued

2009 PSIC Code	Region / Industry Description	Capital Expenditures for Tangible Fixed Assets					
		ICT Machinery and Equipment	Specialized Industrial Machinery	General Industrial Machinery and Equipment	Other Machinery and Equipment	Valuables	Other Tangible Fixed Assets
		(6)	(7)	(8)	(9)	(10)	(11)
C199	Manufacture of other fuel products	S	S	S	S	S	S
C201	Manufacture of basic chemicals	1,116	14,260	13,111	77	-	1,485
C202	Manufacture of other chemical products, n.e.c.	26,519	260,299	150,595	2,104	-	38,066
C203	Manufacture of man-made fibers	S	S	S	S	S	S
C210	Manufacture of pharmaceuticals, medicinal chemical and botanical products	636	2,475	71,259	4,448	-	208,978
C221	Manufacture of rubber products	103	42,925	48,344	-	-	349
C222	Manufacture of plastics products	8,060	597,344	483,342	101,588	-	28,344
C231	Manufacture of glass and glass products	52,349	-	-	-	-	97
C239	Manufacture of non-metallic mineral products, n.e.c.	7,181	3,426	107,108	7,681	-	5,366
C241	Manufacture of basic iron and steel	1,297	22,085	40,038	-	-	5,280
C242	Manufacture of basic precious and other non-ferrous metals	-	-	49,639	-	-	8,590
C243	Casting of metals	-	98	-	-	-	-
C251	Manufacture of structural metal products, tanks, reservoirs and steam generators	98,248	25,116	28,876	8,510	-	2,199
C252	Manufacture of weapons and ammunition	509	50	6	-	-	213
C259	Manufacture of other fabricated metal products; metal working service activities	7,851	280,104	68,732	2,694	-	4,513
C261	Manufacture of electronic components	34,724	999,796	20,625	-	-	25,123
C262	Manufacture of computers and peripheral equipment and accessories	S	S	S	S	S	S
C264	Manufacture of consumer electronics	-	26,871	-	3,225	-	201
C265	Manufacture of measuring, testing, navigating and control equipment; watches and clocks	-	-	-	-	-	-
C267	Manufacture of optical instruments and photographic equipment	S	S	S	S	S	S
C271	Manufacture of electric motors, generators, transformers and electricity distribution and control apparatus	133	-	-	-	-	875
C272	Manufacture of batteries and accumulators	S	S	S	S	S	S
C273	Manufacture of wiring and wiring devices	319	2,236	4,935	-	-	165
C274	Manufacture of electric lighting equipment	-	-	317	-	-	-
C275	Manufacture of domestic appliances	-	-	-	-	-	-
C279	Manufacture of other electrical equipment	-	-	-	-	-	-
C281	Manufacture of general purpose machinery	1,806	8,727	22,508	-	-	6,087
C282	Manufacture of special purpose machinery	985	843	20,120	-	-	577
C291	Manufacture of motor vehicles	-	-	-	-	-	-

Table 6 Number of Establishments and Capital Expenditures by Type of Tangible Fixed Assets for Manufacturing Establishments by Region and Industry Group: Philippines, 2018

(Values are in thousand PhP, except number of establishments. Details may not add-up to total due to rounding and/or statistical disclosure control.)

Continued

2009 PSIC Code	Region / Industry Description	Capital Expenditures for Tangible Fixed Assets					
		ICT Machinery and Equipment	Specialized Industrial Machinery	General Industrial Machinery and Equipment	Other Machinery and Equipment	Valuables	Other Tangible Fixed Assets
		(6)	(7)	(8)	(9)	(10)	(11)
C292	Manufacture of bodies (coachwork) for motor vehicles; manufacture of trailers and semi-trailers	792	3,986	4,502	84	-	485
C293	Manufacture of parts and accessories for motor vehicles	72,440	702	92,336	-	-	234,186
C301	Building of ships and boats	151	469	-	-	-	48
C303	Manufacture of air and spacecraft and related machinery	S	S	S	S	S	S
C309	Manufacture of transport equipment, n.e.c.	1,820	18,179	5,976	-	-	18,681
C310	Manufacture of furniture	3,932	8,103	104,533	229	-	5,231
C321	Manufacture of jewelry, bijouterie and related articles	-	-	-	-	-	-
C322	Manufacture of musical instruments	S	S	S	S	S	S
C323	Manufacture of sports goods	-	-	-	-	-	-
C324	Manufacture of games and toys	-	-	-	-	-	-
C325	Manufacture of medical and dental instruments and supplies	7,699	-	5,202	6,902	-	833
C329	Other manufacturing, n.e.c.	1,271	5,596	1,272	-	-	-
C331	Repair of fabricated metal products, machinery and equipment	3,796	6,149	485,227	-	-	15,681
C332	Installation of industrial machinery and equipment	-	-	-	-	-	-
	Cordillera Administrative Region	715	467,681	21,055	-	-	187
C101	Processing and preserving of meat	-	-	-	-	-	-
C102	Processing and preserving of fish, crustaceans and mollusks	-	-	-	-	-	-
C103	Processing and preserving of fruits and vegetables	-	-	-	-	-	-
C105	Manufacture of dairy products	S	S	S	S	S	S
C106	Manufacture of grain mill products, starches and starch products	-	842	-	-	-	-
C107	Manufacture of other food products	-	-	-	-	-	-
C110	Manufacture of beverages	-	-	545	-	-	-
C131	Spinning, weaving and finishing of textiles	-	260	-	-	-	-
C139	Manufacture of other textiles	-	-	-	-	-	-
C141	Manufacture of wearing apparel, except fur apparel	S	S	S	S	S	S
C142	Custom tailoring and dressmaking	-	50	-	-	-	-
C162	Manufacture of products of wood, cork, straw and plaiting materials	-	-	-	-	-	-
C181	Printing and service activities related to printing	532	-	-	-	-	91
C201	Manufacture of basic chemicals	-	-	-	-	-	-
C221	Manufacture of rubber products	-	-	-	-	-	-
C222	Manufacture of plastics products	S	S	S	S	S	S
C231	Manufacture of glass and glass products	S	S	S	S	S	S

Table 6 Number of Establishments and Capital Expenditures by Type of Tangible Fixed Assets for Manufacturing Establishments by Region and Industry Group: Philippines, 2018

(Values are in thousand PhP, except number of establishments. Details may not add-up to total due to rounding and/or statistical disclosure control.)

Continued

2009 PSIC Code	Region / Industry Description	Capital Expenditures for Tangible Fixed Assets					
		ICT Machinery and Equipment	Specialized Industrial Machinery	General Industrial Machinery and Equipment	Other Machinery and Equipment	Valuables	Other Tangible Fixed Assets
		(6)	(7)	(8)	(9)	(10)	(11)
C239	Manufacture of non-metallic mineral products, n.e.c.	-	21,695	20,510	-	-	-
C241	Manufacture of basic iron and steel	-	-	-	-	-	-
C251	Manufacture of structural metal products, tanks, reservoirs and steam generators	-	-	-	-	-	-
C259	Manufacture of other fabricated metal products; metal working service activities	-	-	-	-	-	-
C261	Manufacture of electronic components	S	S	S	S	S	S
C303	Manufacture of air and spacecraft and related machinery	S	S	S	S	S	S
C310	Manufacture of furniture	-	1,600	-	-	-	-
C321	Manufacture of jewelry, bijouterie and related articles	S	S	S	S	S	S
	I – Ilocos	971	230,316	6,988	62	-	4,049
C101	Processing and preserving of meat	50	905	-	-	-	-
C102	Processing and preserving of fish, crustaceans and mollusks	-	-	-	-	-	-
C103	Processing and preserving of fruits and vegetables	58	2,487	147	62	-	54
C105	Manufacture of dairy products	S	S	S	S	S	S
C106	Manufacture of grain mill products, starches and starch products	-	225,301	-	-	-	-
C107	Manufacture of other food products	231	656	6,619	-	-	3,702
C108	Manufacture of prepared animal feeds	-	-	-	-	-	-
C110	Manufacture of beverages	-	-	-	-	-	-
C120	Manufacture of tobacco products	S	S	S	S	S	S
C131	Spinning, weaving and finishing of textiles	-	87	-	-	-	-
C141	Manufacture of wearing apparel, except fur apparel	-	-	-	-	-	-
C142	Custom tailoring and dressmaking	-	-	-	-	-	-
C152	Manufacture of footwear	-	-	-	-	-	141
C162	Manufacture of products of wood, cork, straw and plaiting materials	-	-	-	-	-	-
C170	Manufacture of paper and paper products	-	-	-	-	-	-
C181	Printing and service activities related to printing	583	-	-	-	-	-
C201	Manufacture of basic chemicals	-	-	-	-	-	-
C210	Manufacture of pharmaceuticals, medicinal chemical and botanical products	S	S	S	S	S	S
C221	Manufacture of rubber products	-	-	151	-	-	-
C231	Manufacture of glass and glass products	-	-	-	-	-	-
C239	Manufacture of non-metallic mineral products, n.e.c.	49	-	-	-	-	-
C241	Manufacture of basic iron and steel	-	-	-	-	-	-

Table 6 Number of Establishments and Capital Expenditures by Type of Tangible Fixed Assets for Manufacturing Establishments by Region and Industry Group: Philippines, 2018

(Values are in thousand PhP, except number of establishments. Details may not add-up to total due to rounding and/or statistical disclosure control.)

Continued

2009 PSIC Code	Region / Industry Description	Capital Expenditures for Tangible Fixed Assets					
		ICT Machinery and Equipment	Specialized Industrial Machinery	General Industrial Machinery and Equipment	Other Machinery and Equipment	Valuables	Other Tangible Fixed Assets
		(6)	(7)	(8)	(9)	(10)	(11)
C251	Manufacture of structural metal products, tanks, reservoirs and steam generators	-	-	-	-	-	-
C259	Manufacture of other fabricated metal products; metal working service activities	-	-	-	-	-	-
C273	Manufacture of wiring and wiring devices	S	S	S	S	S	S
C282	Manufacture of special purpose machinery	S	S	S	S	S	S
C292	Manufacture of bodies (coachwork) for motor vehicles; manufacture of trailers and semi-trailers	-	-	-	-	-	-
C293	Manufacture of parts and accessories for motor vehicles	-	-	-	-	-	-
C309	Manufacture of transport equipment, n.e.c.	-	-	-	-	-	-
C321	Manufacture of jewelry, bijouterie and related articles	S	S	S	S	S	S
C324	Manufacture of games and toys	S	S	S	S	S	S
C329	Other manufacturing, n.e.c.	-	-	71	-	-	-
C331	Repair of fabricated metal products, machinery and equipment	-	-	-	-	-	-
	II – Cagayan Valley	11,112	81,348	377,726	15,495	6,419	4,106
C101	Processing and preserving of meat	194	-	8,236	-	-	114
C102	Processing and preserving of fish, crustaceans and mollusks	-	-	-	-	-	-
C103	Processing and preserving of fruits and vegetables	-	79	-	-	-	41
C104	Manufacture of vegetable and animal oils and fats	S	S	S	S	S	S
C105	Manufacture of dairy products	-	-	-	-	-	-
C106	Manufacture of grain mill products, starches and starch products	-	-	45,380	-	-	724
C107	Manufacture of other food products	-	2,958	-	-	-	-
C108	Manufacture of prepared animal feeds	-	-	-	-	-	-
C110	Manufacture of beverages	10,918	78,311	314,641	-	6,419	3,136
C120	Manufacture of tobacco products	-	-	-	15,495	-	-
C131	Spinning, weaving and finishing of textiles	-	-	-	-	-	-
C139	Manufacture of other textiles	-	-	-	-	-	-
C142	Custom tailoring and dressmaking	-	-	-	-	-	92
C151	Tanning and dressing of leather; manufacture of luggage and handbags	-	-	-	-	-	-
C162	Manufacture of products of wood, cork, straw and plaiting materials	-	-	-	-	-	-
C181	Printing and service activities related to printing	-	-	-	-	-	-
C182	Reproduction of recorded media	-	-	-	-	-	-
C199	Manufacture of other fuel products	S	S	S	S	S	S

Table 6 Number of Establishments and Capital Expenditures by Type of Tangible Fixed Assets for Manufacturing Establishments by Region and Industry Group: Philippines, 2018

(Values are in thousand PhP, except number of establishments. Details may not add-up to total due to rounding and/or statistical disclosure control.)

Continued

2009 PSIC Code	Region / Industry Description	Capital Expenditures for Tangible Fixed Assets					
		ICT Machinery and Equipment	Specialized Industrial Machinery	General Industrial Machinery and Equipment	Other Machinery and Equipment	Valuables	Other Tangible Fixed Assets
		(6)	(7)	(8)	(9)	(10)	(11)
C201	Manufacture of basic chemicals	S	S	S	S	S	S
C222	Manufacture of plastics products	-	-	-	-	-	-
C239	Manufacture of non-metallic mineral products, n.e.c.	-	-	-	-	-	-
C241	Manufacture of basic iron and steel	-	-	-	-	-	-
C251	Manufacture of structural metal products, tanks, reservoirs and steam generators	-	-	-	-	-	-
C252	Manufacture of weapons and ammunition	S	S	S	S	S	S
C259	Manufacture of other fabricated metal products; metal working service activities	-	-	-	-	-	-
C279	Manufacture of other electrical equipment	-	-	-	-	-	-
C282	Manufacture of special purpose machinery	-	-	9,390	-	-	-
C310	Manufacture of furniture	-	-	-	-	-	-
C321	Manufacture of jewelry, bijouterie and related articles	-	-	-	-	-	-
C329	Other manufacturing, n.e.c.	S	S	S	S	S	S
C331	Repair of fabricated metal products, machinery and equipment	-	-	-	-	-	-
III – Central Luzon		1,464,398	6,273,124	4,059,388	980,014	877	2,569,493
C101	Processing and preserving of meat	350	70,170	35,814	1,697	-	17,976
C102	Processing and preserving of fish, crustaceans and mollusks	126	82,000	803	3,600	-	-
C103	Processing and preserving of fruits and vegetables	302	2,728	42,991	9,269	521	19,031
C104	Manufacture of vegetable and animal oils and fats	-	76	528	-	-	442
C105	Manufacture of dairy products	-	-	1,561	-	-	-
C106	Manufacture of grain mill products, starches and starch products	37,898	87,256	11,064	30	-	5,698
C107	Manufacture of other food products	55,641	397,631	148,056	15,264	-	42,844
C108	Manufacture of prepared animal feeds	523,902	152,337	60,623	8,379	-	120,318
C110	Manufacture of beverages	5,026	788,947	105,655	1,005	-	25,616
C120	Manufacture of tobacco products	S	S	S	S	S	S
C131	Spinning, weaving and finishing of textiles	2,596	19,970	11,637	-	-	744
C139	Manufacture of other textiles	-	190	1,318	2,457	-	313
C141	Manufacture of wearing apparel, except fur apparel	23,445	31,563	112,752	10,138	-	10,539
C142	Custom tailoring and dressmaking	-	-	-	-	-	-
C143	Manufacture of knitted and crocheted apparel	-	-	-	-	-	-
C151	Tanning and dressing of leather; manufacture of luggage and handbags	10,124	52,775	3,497	39,404	-	17,394
C152	Manufacture of footwear	1,543	10,927	33,798	-	-	1,181

Table 6 Number of Establishments and Capital Expenditures by Type of Tangible Fixed Assets for Manufacturing Establishments by Region and Industry Group: Philippines, 2018

(Values are in thousand PhP, except number of establishments. Details may not add-up to total due to rounding and/or statistical disclosure control.)

Continued

2009 PSIC Code	Region / Industry Description	Capital Expenditures for Tangible Fixed Assets					
		ICT Machinery and Equipment	Specialized Industrial Machinery	General Industrial Machinery and Equipment	Other Machinery and Equipment	Valuables	Other Tangible Fixed Assets
		(6)	(7)	(8)	(9)	(10)	(11)
C161	Sawmilling and planing of wood	S	S	S	S	S	S
C162	Manufacture of products of wood, cork, straw and plaiting materials	254	1,900	1,284	-	-	888
C170	Manufacture of paper and paper products	159,193	100,616	195,394	14,174	-	6,957
C181	Printing and service activities related to printing	44,557	1,009	452	15,894	-	1,914
C192	Manufacture of refined petroleum products	101,701	-	-	617,028	-	-
C201	Manufacture of basic chemicals	30,607	3,367	1,271,578	-	-	8,185
C202	Manufacture of other chemical products, n.e.c.	8,584	26,037	1,150	24,393	-	14,033
C210	Manufacture of pharmaceuticals, medicinal chemical and botanical products	2,417	122,347	2,673	-	-	900
C221	Manufacture of rubber products	45	1,059,262	8,096	-	-	1,819,692
C222	Manufacture of plastics products	20,665	310,248	161,481	6,436	-	12,972
C231	Manufacture of glass and glass products	39	1,914	182	-	-	2,469
C239	Manufacture of non-metallic mineral products, n.e.c.	8,252	1,833,184	9,497	4,751	356	2,409
C241	Manufacture of basic iron and steel	50,014	117,458	4,522	165	-	1,693
C242	Manufacture of basic precious and other non-ferrous metals	1,707	8,840	4,518	-	-	-
C243	Casting of metals	-	-	-	-	-	-
C251	Manufacture of structural metal products, tanks, reservoirs and steam generators	2,627	3,200	25,558	487	-	122
C259	Manufacture of other fabricated metal products; metal working service activities	8,415	138,139	31,297	18,027	-	15,991
C261	Manufacture of electronic components	117,988	713,420	643,519	-	-	225,742
C262	Manufacture of computers and peripheral equipment and accessories	-	-	131,987	-	-	8,092
C263	Manufacture of communication equipment	S	S	S	S	S	S
C264	Manufacture of consumer electronics	5	-	-	-	-	-
C265	Manufacture of measuring, testing, navigating and control equipment; watches and clocks	928	378	-	-	-	-
C271	Manufacture of electric motors, generators, transformers and electricity distribution and control apparatus	669	79	11,791	13,930	-	310
C272	Manufacture of batteries and accumulators	S	S	S	S	S	S
C273	Manufacture of wiring and wiring devices	-	580	50,584	-	-	8,887
C274	Manufacture of electric lighting equipment	-	-	243	-	-	1,776
C275	Manufacture of domestic appliances	-	-	-	-	-	60
C279	Manufacture of other electrical equipment	-	-	-	-	-	-

Table 6 Number of Establishments and Capital Expenditures by Type of Tangible Fixed Assets for Manufacturing Establishments by Region and Industry Group: Philippines, 2018

(Values are in thousand PhP, except number of establishments. Details may not add-up to total due to rounding and/or statistical disclosure control.)

Continued

2009 PSIC Code	Region / Industry Description	Capital Expenditures for Tangible Fixed Assets					
		ICT Machinery and Equipment	Specialized Industrial Machinery	General Industrial Machinery and Equipment	Other Machinery and Equipment	Valuables	Other Tangible Fixed Assets
		(6)	(7)	(8)	(9)	(10)	(11)
C281	Manufacture of general purpose machinery	264	207	197,809	-	-	3,737
C282	Manufacture of special purpose machinery	-	11,418	-	-	-	-
C291	Manufacture of motor vehicles	266	2,511	4,716	-	-	324
C292	Manufacture of bodies (coachwork) for motor vehicles; manufacture of trailers and semi-trailers	S	S	S	S	S	S
C293	Manufacture of parts and accessories for motor vehicles	1,160	13,279	644,175	149,046	-	135,218
C301	Building of ships and boats	S	S	S	S	S	S
C303	Manufacture of air and spacecraft and related machinery	-	-	-	-	-	-
C309	Manufacture of transport equipment, n.e.c.	400	-	-	85	-	-
C310	Manufacture of furniture	5,266	19,577	650	-	-	153
C321	Manufacture of jewelry, bijouterie and related articles	293	15	224	-	-	-
C322	Manufacture of musical instruments	S	S	S	S	S	S
C323	Manufacture of sports goods	-	21,680	-	-	-	26,972
C324	Manufacture of games and toys	-	-	-	-	-	-
C325	Manufacture of medical and dental instruments and supplies	230,055	7,668	68,306	-	-	5,485
C329	Other manufacturing, n.e.c.	394	178	-	-	-	60
C331	Repair of fabricated metal products, machinery and equipment	6,611	56,508	771	24,355	-	964
C332	Installation of industrial machinery and equipment	S	S	S	S	S	S
IVA – CALABARZON		3,193,323	16,704,432	21,991,853	3,200,861	3,516	4,556,461
C101	Processing and preserving of meat	20,707	62,686	488,971	-	-	12,922
C102	Processing and preserving of fish, crustaceans and mollusks	755	583	1,740	-	-	966
C103	Processing and preserving of fruits and vegetables	248	29,670	20,441	-	-	1,773
C104	Manufacture of vegetable and animal oils and fats	27,030	51,030	27,353	3,320	-	44,176
C105	Manufacture of dairy products	-	12,415	164,004	-	-	-
C106	Manufacture of grain mill products, starches and starch products	647	4,767	67	-	-	-
C107	Manufacture of other food products	102,830	1,956,341	347,862	15,270	-	93,331
C108	Manufacture of prepared animal feeds	1,823	10,314	2,667	58	-	1,458
C110	Manufacture of beverages	155	170,480	73,246	468,220	-	494,914
C120	Manufacture of tobacco products	160	-	2,823	-	-	299,190
C131	Spinning, weaving and finishing of textiles	988	66,284	-	-	-	1,432
C139	Manufacture of other textiles	593	29,975	1,142	-	-	480
C141	Manufacture of wearing apparel, except fur apparel	2,514	65,433	23,951	25,210	79	2,679

Table 6 Number of Establishments and Capital Expenditures by Type of Tangible Fixed Assets for Manufacturing Establishments by Region and Industry Group: Philippines, 2018

(Values are in thousand PhP, except number of establishments. Details may not add-up to total due to rounding and/or statistical disclosure control.)

Continued

2009 PSIC Code	Region / Industry Description	Capital Expenditures for Tangible Fixed Assets					
		ICT Machinery and Equipment	Specialized Industrial Machinery	General Industrial Machinery and Equipment	Other Machinery and Equipment	Valuables	Other Tangible Fixed Assets
		(6)	(7)	(8)	(9)	(10)	(11)
C142	Custom tailoring and dressmaking	-	-	-	-	2,995	-
C143	Manufacture of knitted and crocheted apparel	57	2,316	-	352	-	100
C151	Tanning and dressing of leather; manufacture of luggage and handbags	13,976	36,777	18,930	-	-	-
C152	Manufacture of footwear	88	27,965	110	-	-	824
C161	Sawmilling and 1191lanning of wood	S	S	S	S	S	S
C162	Manufacture of products of wood, cork, straw and plaiting materials	504,647	4,692	181,947	-	-	54,188
C170	Manufacture of paper and paper products	36,455	100,111	195,400	-	-	3,164
C181	Printing and service activities related to printing	1,474	151,654	23,317	325	-	6,748
C182	Reproduction of recorded media	S	S	S	S	S	S
C192	Manufacture of refined petroleum products	S	S	S	S	S	S
C199	Manufacture of other fuel products	S	S	S	S	S	S
C201	Manufacture of basic chemicals	79,395	950,466	13,522	378	-	46,687
C202	Manufacture of other chemical products, n.e.c.	19,589	330,486	70,776	11,265	442	45,086
C210	Manufacture of pharmaceuticals, medicinal chemical and botanical products	5,905	78,806	185,839	7,550	-	25,673
C221	Manufacture of rubber products	16,833	192,603	15,807	223	-	20,940
C222	Manufacture of plastics products	54,297	514,685	449,911	4,592	-	123,006
C231	Manufacture of glass and glass products	-	94,454	-	-	-	-
C239	Manufacture of non-metallic mineral products, n.e.c.	11,455	1,764,944	836,677	224,768	-	8,785
C241	Manufacture of basic iron and steel	10,358	42,709	223,612	891	-	7,816
C242	Manufacture of basic precious and other non-ferrous metals	-	750	1,959	5,308	-	282
C243	Casting of metals	5,793	156,848	8,292	-	-	1,301
C251	Manufacture of structural metal products, tanks, reservoirs and steam generators	13,816	74,156	110,522	2,519	-	4,844
C252	Manufacture of weapons and ammunition	S	S	S	S	S	S
C259	Manufacture of other fabricated metal products; metal working service activities	5,384	378,410	216,774	61,006	-	63,103
C261	Manufacture of electronic components	1,673,851	4,746,479	15,358,207	742,939	-	340,781
C262	Manufacture of computers and peripheral equipment and accessories	54,119	355,337	33,281	197	-	22,190
C263	Manufacture of communication equipment	12,943	-	1,027	3,551	-	-
C264	Manufacture of consumer electronics	11,853	15,269	303,018	-	-	139,817
C265	Manufacture of measuring, testing, navigating and control equipment; watches and clocks	18	-	-	-	-	-
C267	Manufacture of optical instruments and photographic equipment	10,421	-	943,747	255,308	-	15,569

Table 6 Number of Establishments and Capital Expenditures by Type of Tangible Fixed Assets for Manufacturing Establishments by Region and Industry Group: Philippines, 2018

(Values are in thousand PhP, except number of establishments. Details may not add-up to total due to rounding and/or statistical disclosure control.)

Continued

2009 PSIC Code	Region / Industry Description	Capital Expenditures for Tangible Fixed Assets					
		ICT Machinery and Equipment	Specialized Industrial Machinery	General Industrial Machinery and Equipment	Other Machinery and Equipment	Valuables	Other Tangible Fixed Assets
		(6)	(7)	(8)	(9)	(10)	(11)
C271	Manufacture of electric motors, generators, transformers and electricity distribution and control apparatus	12,286	291,008	78,117	1,021	-	96,937
C272	Manufacture of batteries and accumulators	S	S	S	S	S	S
C273	Manufacture of wiring and wiring devices	1,119	102,010	128,416	-	-	18,426
C274	Manufacture of electric lighting equipment	852	2,393	137,928	73,878	-	63
C275	Manufacture of domestic appliances	-	1,329	-	-	-	292
C279	Manufacture of other electrical equipment	271,387	424,720	97,561	-	-	78,648
C281	Manufacture of general purpose machinery	12,409	515,744	265,082	11,870	-	44,106
C282	Manufacture of special purpose machinery	1,378	267,784	52,521	-	-	103,282
C291	Manufacture of motor vehicles	18,123	42,358	38,504	31,421	-	18,481
C292	Manufacture of bodies (coachwork) for motor vehicles; manufacture of trailers and semi-trailers	35	321	7,168	-	-	229
C293	Manufacture of parts and accessories for motor vehicles	30,178	2,384,641	157,380	105,141	-	301,023
C301	Building of ships and boats	103	-	-	-	-	-
C302	Manufacture of railway locomotive and rolling stock	S	S	S	S	S	S
C303	Manufacture of air and spacecraft and related machinery	S	S	S	S	S	S
C309	Manufacture of transport equipment, n.e.c.	16,646	153,328	260,507	-	-	89,277
C310	Manufacture of furniture	1,648	7,745	50	-	-	2,698
C321	Manufacture of jewelry, bijouterie and related articles	-	-	-	-	-	-
C322	Manufacture of musical instruments	S	S	S	S	S	S
C323	Manufacture of sports goods	-	112	8,552	-	-	141
C324	Manufacture of games and toys	113	25	10,833	-	-	-
C325	Manufacture of medical and dental instruments and supplies	38,740	2,295	57,377	350,356	-	89,127
C329	Other manufacturing, n.e.c.	-	-	-	29,640	-	-
C331	Repair of fabricated metal products, machinery and equipment	967	28,724	8,771	7,618	-	2,312
C332	Installation of industrial machinery and equipment	S	S	S	S	S	S
	MIMAROPA	6,645	83,513	18,765	-	-	12,163
C101	Processing and preserving of meat	-	-	-	-	-	-
C102	Processing and preserving of fish, crustaceans and mollusks	S	S	S	S	S	S
C103	Processing and preserving of fruits and vegetables	S	S	S	S	S	S

Table 6 Number of Establishments and Capital Expenditures by Type of Tangible Fixed Assets for Manufacturing Establishments by Region and Industry Group: Philippines, 2018

(Values are in thousand PhP, except number of establishments. Details may not add-up to total due to rounding and/or statistical disclosure control.)

Continued

2009 PSIC Code	Region / Industry Description	Capital Expenditures for Tangible Fixed Assets					
		ICT Machinery and Equipment	Specialized Industrial Machinery	General Industrial Machinery and Equipment	Other Machinery and Equipment	Valuables	Other Tangible Fixed Assets
		(6)	(7)	(8)	(9)	(10)	(11)
C104	Manufacture of vegetable and animal oils and fats	1,577	3,961	-	-	-	149
C105	Manufacture of dairy products	-	-	63	-	-	-
C106	Manufacture of grain mill products, starches and starch products	1,044	64,119	-	-	-	1,714
C107	Manufacture of other food products	2,998	4,941	3,707	-	-	9,613
C110	Manufacture of beverages	620	-	5,056	-	-	289
C131	Spinning, weaving and finishing of textiles	63	-	-	-	-	-
C141	Manufacture of wearing apparel, except fur apparel	-	-	-	-	-	-
C142	Custom tailoring and dressmaking	-	3,911	6,381	-	-	41
C151	Tanning and dressing of leather; manufacture of luggage and handbags	-	-	-	-	-	-
C161	Sawmilling and planing of wood	-	-	-	-	-	-
C162	Manufacture of products of wood, cork, straw and plaiting materials	115	-	-	-	-	28
C181	Printing and service activities related to printing	228	40	1,721	-	-	182
C201	Manufacture of basic chemicals	-	-	-	-	-	-
C202	Manufacture of other chemical products, n.e.c.	S	S	S	S	S	S
C210	Manufacture of pharmaceuticals, medicinal chemical and botanical products	S	S	S	S	S	S
C222	Manufacture of plastics products	-	-	-	-	-	-
C239	Manufacture of non-metallic mineral products, n.e.c.	-	700	231	-	-	-
C241	Manufacture of basic iron and steel	-	-	-	-	-	-
C242	Manufacture of basic precious and other non-ferrous metals	S	S	S	S	S	S
C259	Manufacture of other fabricated metal products; metal working service activities	-	-	-	-	-	-
C282	Manufacture of special purpose machinery	S	S	S	S	S	S
C310	Manufacture of furniture	-	-	-	-	-	-
C331	Repair of fabricated metal products, machinery and equipment	-	5,840	869	-	-	-
	V – Bicol	11,889	407,858	106,665	56,648	-	29,710
C101	Processing and preserving of meat	-	12,320	-	-	-	-
C102	Processing and preserving of fish, crustaceans and mollusks	18	-	2,013	43	-	128
C103	Processing and preserving of fruits and vegetables	-	-	-	-	-	-
C104	Manufacture of vegetable and animal oils and fats	40	-	4,568	14,973	-	40
C105	Manufacture of dairy products	-	-	-	-	-	1,206

Table 6 Number of Establishments and Capital Expenditures by Type of Tangible Fixed Assets for Manufacturing Establishments by Region and Industry Group: Philippines, 2018

(Values are in thousand PhP, except number of establishments. Details may not add-up to total due to rounding and/or statistical disclosure control.)

Continued

2009 PSIC Code	Region / Industry Description	Capital Expenditures for Tangible Fixed Assets					
		ICT Machinery and Equipment	Specialized Industrial Machinery	General Industrial Machinery and Equipment	Other Machinery and Equipment	Valuables	Other Tangible Fixed Assets
		(6)	(7)	(8)	(9)	(10)	(11)
C106	Manufacture of grain mill products, starches and starch products	349	6,700	1,098	40,988	-	1,558
C107	Manufacture of other food products	715	6,958	47,356	-	-	14,037
C108	Manufacture of prepared animal feeds	-	-	-	-	-	-
C110	Manufacture of beverages	-	-	413	-	-	-
C120	Manufacture of tobacco products	S	S	S	S	S	S
C131	Spinning, weaving and finishing of textiles	-	-	-	-	-	-
C139	Manufacture of other textiles	-	-	-	-	-	10
C141	Manufacture of wearing apparel, except fur apparel	316	4,150	-	-	-	4,150
C142	Custom tailoring and dressmaking	-	-	-	-	-	-
C151	Tanning and dressing of leather; manufacture of luggage and handbags	-	-	-	-	-	-
C152	Manufacture of footwear	-	-	-	-	-	-
C162	Manufacture of products of wood, cork, straw and plaiting materials	184	-	-	-	-	157
C170	Manufacture of paper and paper products	136	213,226	7,466	644	-	417
C181	Printing and service activities related to printing	2,340	2,733	7,856	-	-	4,809
C201	Manufacture of basic chemicals	-	-	-	-	-	-
C210	Manufacture of pharmaceuticals, medicinal chemical and botanical products	-	-	-	-	-	-
C231	Manufacture of glass and glass products	S	S	S	S	S	S
C239	Manufacture of non-metallic mineral products, n.e.c.	1,205	1,174	-	-	-	361
C241	Manufacture of basic iron and steel	104	31	17	-	-	104
C242	Manufacture of basic precious and other non-ferrous metals	S	S	S	S	S	S
C251	Manufacture of structural metal products, tanks, reservoirs and steam generators	-	582	-	-	-	2,550
C259	Manufacture of other fabricated metal products; metal working service activities	-	-	-	-	-	-
C281	Manufacture of general purpose machinery	5,863	15,880	9,012	-	-	185
C282	Manufacture of special purpose machinery	-	-	-	-	-	-
C293	Manufacture of parts and accessories for motor vehicles	-	-	-	-	-	-
C310	Manufacture of furniture	-	-	-	-	-	-
C329	Other manufacturing, n.e.c.	-	-	-	-	-	-
C331	Repair of fabricated metal products, machinery and equipment	-	-	-	-	-	-
	VI – Western Visayas	54,672	1,562,885	133,445	5,758	-	27,253
C101	Processing and preserving of meat	-	-	-	-	-	-

Table 6 Number of Establishments and Capital Expenditures by Type of Tangible Fixed Assets for Manufacturing Establishments by Region and Industry Group: Philippines, 2018

(Values are in thousand PhP, except number of establishments. Details may not add-up to total due to rounding and/or statistical disclosure control.)

Continued

2009 PSIC Code	Region / Industry Description	Capital Expenditures for Tangible Fixed Assets					
		ICT Machinery and Equipment	Specialized Industrial Machinery	General Industrial Machinery and Equipment	Other Machinery and Equipment	Valuables	Other Tangible Fixed Assets
		(6)	(7)	(8)	(9)	(10)	(11)
C102	Processing and preserving of fish, crustaceans and mollusks	30	3,877	4,597	-	-	512
C103	Processing and preserving of fruits and vegetables	S	S	S	S	S	S
C104	Manufacture of vegetable and animal oils and fats	-	-	-	-	-	-
C105	Manufacture of dairy products	-	-	-	-	-	-
C106	Manufacture of grain mill products, starches and starch products	1,813	9,403	40	-	-	400
C107	Manufacture of other food products	6,213	1,284,879	64,909	5,712	-	20,722
C108	Manufacture of prepared animal feeds	-	97,625	-	-	-	-
C110	Manufacture of beverages	20,108	64,522	55,527	-	-	2,011
C131	Spinning, weaving and finishing of textiles	-	-	-	-	-	-
C139	Manufacture of other textiles	-	-	-	-	-	-
C141	Manufacture of wearing apparel, except fur apparel	31	162	-	9	-	-
C142	Custom tailoring and dressmaking	-	-	-	-	-	263
C161	Sawmilling and planing of wood	-	-	-	-	-	61
C162	Manufacture of products of wood, cork, straw and plaiting materials	-	26	25	3	-	58
C181	Printing and service activities related to printing	550	-	2,210	-	-	179
C192	Manufacture of refined petroleum products	S	S	S	S	S	S
C201	Manufacture of basic chemicals	25,340	-	5,144	-	-	2,704
C202	Manufacture of other chemical products, n.e.c.	S	S	S	S	S	S
C210	Manufacture of pharmaceuticals, medicinal chemical and botanical products	-	-	-	-	-	-
C221	Manufacture of rubber products	-	-	-	-	-	-
C222	Manufacture of plastics products	38	98,194	-	-	-	14
C231	Manufacture of glass and glass products	-	-	-	-	-	-
C239	Manufacture of non-metallic mineral products, n.e.c.	101	-	-	9	-	-
C241	Manufacture of basic iron and steel	-	-	-	-	-	-
C243	Casting of metals	-	-	-	-	-	-
C251	Manufacture of structural metal products, tanks, reservoirs and steam generators	-	-	-	-	-	-
C259	Manufacture of other fabricated metal products; metal working service activities	-	-	-	-	-	-
C265	Manufacture of measuring, testing, navigating and control equipment; watches and clocks	S	S	S	S	S	S
C267	Manufacture of optical instruments and photographic equipment	S	S	S	S	S	S
C282	Manufacture of special purpose machinery	-	1,428	860	-	-	-

Table 6 Number of Establishments and Capital Expenditures by Type of Tangible Fixed Assets for Manufacturing Establishments by Region and Industry Group: Philippines, 2018

(Values are in thousand PhP, except number of establishments. Details may not add-up to total due to rounding and/or statistical disclosure control.)

Continued

2009 PSIC Code	Region / Industry Description	Capital Expenditures for Tangible Fixed Assets					
		ICT Machinery and Equipment	Specialized Industrial Machinery	General Industrial Machinery and Equipment	Other Machinery and Equipment	Valuables	Other Tangible Fixed Assets
		(6)	(7)	(8)	(9)	(10)	(11)
C293	Manufacture of parts and accessories for motor vehicles	-	-	-	-	-	-
C310	Manufacture of furniture	129	2,026	-	-	-	308
C321	Manufacture of jewelry, bijouterie and related articles	256	-	61	11	-	-
C329	Other manufacturing, n.e.c.	44	-	72	-	-	-
C331	Repair of fabricated metal products, machinery and equipment	-	-	-	-	-	-
	VII – Central Visayas	234,358	4,441,906	1,708,828	102,064	5,663	1,018,978
C101	Processing and preserving of meat	437	7,871	68,172	2,599	100	2,993
C102	Processing and preserving of fish, crustaceans and mollusks	93,508	37,922	7,734	-	-	7
C103	Processing and preserving of fruits and vegetables	-	8,366	42,732	-	-	22,767
C104	Manufacture of vegetable and animal oils and fats	1,141	113,996	5,834	91	-	321
C105	Manufacture of dairy products	21	-	1,288	-	-	-
C106	Manufacture of grain mill products, starches and starch products	127	16,924	-	-	-	32
C107	Manufacture of other food products	14,550	47,939	22,160	-	-	12,630
C108	Manufacture of prepared animal feeds	1,378	1,344,350	462	100	-	63,496
C110	Manufacture of beverages	240	42,263	34,775	-	-	8,870
C131	Spinning, weaving and finishing of textiles	-	-	-	-	-	-
C139	Manufacture of other textiles	-	350	-	-	-	-
C141	Manufacture of wearing apparel, except fur apparel	8,775	273	6,638	185	-	13,853
C142	Custom tailoring and dressmaking	-	-	-	-	-	-
C151	Tanning and dressing of leather; manufacture of luggage and handbags	S	S	S	S	S	S
C152	Manufacture of footwear	-	59	529	-	-	19
C161	Sawmilling and 1196lanning of wood	-	1,066	-	-	-	15
C162	Manufacture of products of wood, cork, straw and plaiting materials	673	-	20	1,008	-	343
C170	Manufacture of paper and paper products	109	11,248	-	-	-	-
C181	Printing and service activities related to printing	7,051	9,845	6,810	185	-	1,660
C201	Manufacture of basic chemicals	771	22,904	7,898	5,688	5,563	37,684
C202	Manufacture of other chemical products, n.e.c.	141	11,163	41,273	-	-	1,308
C210	Manufacture of pharmaceuticals, medicinal chemical and botanical products	959	-	2,019	-	-	248
C221	Manufacture of rubber products	-	280,453	624	-	-	63
C222	Manufacture of plastics products	152	78,060	10,960	-	-	1,112
C231	Manufacture of glass and glass products	186	-	3,261	45,945	-	-

Table 6 Number of Establishments and Capital Expenditures by Type of Tangible Fixed Assets for Manufacturing Establishments by Region and Industry Group: Philippines, 2018

(Values are in thousand PhP, except number of establishments. Details may not add-up to total due to rounding and/or statistical disclosure control.)

Continued

2009 PSIC Code	Region / Industry Description	Capital Expenditures for Tangible Fixed Assets					
		ICT Machinery and Equipment	Specialized Industrial Machinery	General Industrial Machinery and Equipment	Other Machinery and Equipment	Valuables	Other Tangible Fixed Assets
		(6)	(7)	(8)	(9)	(10)	(11)
C239	Manufacture of non-metallic mineral products, n.e.c.	1,409	212,297	455	27,021	-	426,614
C241	Manufacture of basic iron and steel	1,289	83,752	6,524	882	-	4,931
C242	Manufacture of basic precious and other non-ferrous metals	S	S	S	S	S	S
C243	Casting of metals	1,506	255,700	10,046	155	-	1,266
C251	Manufacture of structural metal products, tanks, reservoirs and steam generators	49	-	1,794	-	-	685
C252	Manufacture of weapons and ammunition	S	S	S	S	S	S
C259	Manufacture of other fabricated metal products; metal working service activities	14,300	15,011	162,935	2,813	-	29,897
C261	Manufacture of electronic components	21,948	1,425,524	269,177	-	-	320,509
C262	Manufacture of computers and peripheral equipment and accessories	S	S	S	S	S	S
C263	Manufacture of communication equipment	S	S	S	S	S	S
C264	Manufacture of consumer electronics	304	14,978	1,301	1,725	-	2,097
C265	Manufacture of measuring, testing, navigating and control equipment; watches and clocks	24,104	-	8,317	-	-	-
C267	Manufacture of optical instruments and photographic equipment	201	-	9,717	8,636	-	-
C271	Manufacture of electric motors, generators, transformers and electricity distribution and control apparatus	3,247	13,141	2,051	-	-	2,211
C273	Manufacture of wiring and wiring devices	S	S	S	S	S	S
C274	Manufacture of electric lighting equipment	-	-	-	-	-	-
C275	Manufacture of domestic appliances	S	S	S	S	S	S
C279	Manufacture of other electrical equipment	S	S	S	S	S	S
C281	Manufacture of general purpose machinery	218	36,242	40,949	407	-	4,280
C282	Manufacture of special purpose machinery	-	-	-	-	-	-
C291	Manufacture of motor vehicles	184	-	911	-	-	138
C293	Manufacture of parts and accessories for motor vehicles	-	-	844	-	-	-
C301	Building of ships and boats	887	64,006	808,465	-	-	18,965
C309	Manufacture of transport equipment, n.e.c.	2,352	25,473	51,064	381	-	-
C310	Manufacture of furniture	3,936	23,253	20,908	960	-	3,098
C321	Manufacture of jewelry, bijouterie and related articles	501	12	2,838	436	-	5,839
C322	Manufacture of musical instruments	S	S	S	S	S	S
C323	Manufacture of sports goods	S	S	S	S	S	S
C324	Manufacture of games and toys	S	S	S	S	S	S

Table 6 Number of Establishments and Capital Expenditures by Type of Tangible Fixed Assets for Manufacturing Establishments by Region and Industry Group: Philippines, 2018

(Values are in thousand PhP, except number of establishments. Details may not add-up to total due to rounding and/or statistical disclosure control.)

Continued

2009 PSIC Code	Region / Industry Description	Capital Expenditures for Tangible Fixed Assets					
		ICT Machinery and Equipment	Specialized Industrial Machinery	General Industrial Machinery and Equipment	Other Machinery and Equipment	Valuables	Other Tangible Fixed Assets
		(6)	(7)	(8)	(9)	(10)	(11)
C325	Manufacture of medical and dental instruments and supplies	3,212	33,284	17,457	2,207	-	165
C329	Other manufacturing, n.e.c.	588	-	2,636	-	-	92
C331	Repair of fabricated metal products, machinery and equipment	1,508	6,683	1,728	-	-	251
	VIII – Eastern Visayas	1,503	527,569	118,761	3,651	-	135,993
C101	Processing and preserving of meat	S	S	S	S	S	S
C102	Processing and preserving of fish, crustaceans and mollusks	-	1,919	-	-	-	-
C103	Processing and preserving of fruits and vegetables	-	-	1,322	-	-	-
C104	Manufacture of vegetable and animal oils and fats	-	-	-	-	-	-
C105	Manufacture of dairy products	S	S	S	S	S	S
C106	Manufacture of grain mill products, starches and starch products	-	1,217	2,500	-	-	43
C107	Manufacture of other food products	-	8,092	14,322	-	-	-
C110	Manufacture of beverages	-	-	-	-	-	-
C131	Spinning, weaving and finishing of textiles	-	-	-	-	-	-
C139	Manufacture of other textiles	S	S	S	S	S	S
C141	Manufacture of wearing apparel, except fur apparel	-	-	-	-	-	-
C142	Custom tailoring and dressmaking	-	-	-	-	-	76
C162	Manufacture of products of wood, cork, straw and plaiting materials	-	-	-	-	-	-
C170	Manufacture of paper and paper products	364	-	557	-	-	249
C181	Printing and service activities related to printing	365	-	11,954	3,651	-	365
C201	Manufacture of basic chemicals	687	990	-	-	-	-
C210	Manufacture of pharmaceuticals, medicinal chemical and botanical products	S	S	S	S	S	S
C222	Manufacture of plastics products	36	6,796	-	-	-	-
C231	Manufacture of glass and glass products	-	-	-	-	-	-
C239	Manufacture of non-metallic mineral products, n.e.c.	-	-	377	-	-	488
C241	Manufacture of basic iron and steel	-	-	-	-	-	-
C242	Manufacture of basic precious and other non-ferrous metals	S	S	S	S	S	S
C243	Casting of metals	S	S	S	S	S	S
C251	Manufacture of structural metal products, tanks, reservoirs and steam generators	-	-	-	-	-	-
C259	Manufacture of other fabricated metal products; metal working service activities	-	-	197	-	-	-
C273	Manufacture of wiring and wiring devices	S	S	S	S	S	S

Table 6 Number of Establishments and Capital Expenditures by Type of Tangible Fixed Assets for Manufacturing Establishments by Region and Industry Group: Philippines, 2018

(Values are in thousand PhP, except number of establishments. Details may not add-up to total due to rounding and/or statistical disclosure control.)

Continued

2009 PSIC Code	Region / Industry Description	Capital Expenditures for Tangible Fixed Assets					
		ICT Machinery and Equipment	Specialized Industrial Machinery	General Industrial Machinery and Equipment	Other Machinery and Equipment	Valuables	Other Tangible Fixed Assets
		(6)	(7)	(8)	(9)	(10)	(11)
C282	Manufacture of special purpose machinery	S	S	S	S	S	S
C310	Manufacture of furniture	-	-	-	-	-	-
C321	Manufacture of jewelry, bijouterie and related articles	-	-	-	-	-	-
C329	Other manufacturing, n.e.c.	-	-	140	-	-	-
C331	Repair of fabricated metal products, machinery and equipment	-	259	-	-	-	294
	IX – Zamboanga Peninsula	429	168,245	74,983	294	-	2,011
C101	Processing and preserving of meat	35	-	-	-	-	-
C102	Processing and preserving of fish, crustaceans and mollusks	25	101,211	36,494	101	-	964
C104	Manufacture of vegetable and animal oils and fats	-	94	-	-	-	27
C105	Manufacture of dairy products	-	-	-	-	-	-
C106	Manufacture of grain mill products, starches and starch products	-	-	-	-	-	-
C107	Manufacture of other food products	55	2,953	8,330	-	-	414
C108	Manufacture of prepared animal feeds	S	S	S	S	S	S
C110	Manufacture of beverages	-	1,332	-	-	-	-
C139	Manufacture of other textiles	S	S	S	S	S	S
C142	Custom tailoring and dressmaking	-	145	-	-	-	-
C161	Sawmilling and 1199lanning of wood	-	-	-	-	-	24
C162	Manufacture of products of wood, cork, straw and plaiting materials	S	S	S	S	S	S
C181	Printing and service activities related to printing	-	17,249	3,194	-	-	-
C221	Manufacture of rubber products	-	-	-	-	-	-
C222	Manufacture of plastics products	-	-	-	-	-	-
C231	Manufacture of glass and glass products	-	-	-	-	-	-
C239	Manufacture of non-metallic mineral products, n.e.c.	190	1,428	800	-	-	325
C241	Manufacture of basic iron and steel	-	-	-	-	-	-
C251	Manufacture of structural metal products, tanks, reservoirs and steam generators	-	158	1	-	-	-
C259	Manufacture of other fabricated metal products; metal working service activities	123	24,644	25,948	194	-	257
C310	Manufacture of furniture	-	-	-	-	-	-
C321	Manufacture of jewelry, bijouterie and related articles	S	S	S	S	S	S
C329	Other manufacturing, n.e.c.	-	-	-	-	-	-
C331	Repair of fabricated metal products, machinery and equipment	-	-	215	-	-	-
	X – Northern Mindanao	73,248	1,734,670	521,004	61,720	349,606	254,292
C101	Processing and preserving of meat	56	3,035	5,913	41,500	23,568	250

Table 6 Number of Establishments and Capital Expenditures by Type of Tangible Fixed Assets for Manufacturing Establishments by Region and Industry Group: Philippines, 2018

(Values are in thousand PhP, except number of establishments. Details may not add-up to total due to rounding and/or statistical disclosure control.)

Continued

2009 PSIC Code	Region / Industry Description	Capital Expenditures for Tangible Fixed Assets					
		ICT Machinery and Equipment	Specialized Industrial Machinery	General Industrial Machinery and Equipment	Other Machinery and Equipment	Valuables	Other Tangible Fixed Assets
		(6)	(7)	(8)	(9)	(10)	(11)
C102	Processing and preserving of fish, crustaceans and mollusks	S	S	S	S	S	S
C103	Processing and preserving of fruits and vegetables	79	717,007	262	-	284	208,924
C104	Manufacture of vegetable and animal oils and fats	242	-	28,432	-	7,324	778
C105	Manufacture of dairy products	-	-	164	-	-	276
C106	Manufacture of grain mill products, starches and starch products	9,096	64,585	156,493	-	31,993	658
C107	Manufacture of other food products	14,775	251,949	260,970	2,422	64,024	21,552
C108	Manufacture of prepared animal feeds	-	87,409	-	-	864	-
C110	Manufacture of beverages	-	6,914	17,164	-	179,145	2,607
C131	Spinning, weaving and finishing of textiles	-	-	-	-	-	-
C139	Manufacture of other textiles	60	-	-	-	8	60
C141	Manufacture of wearing apparel, except fur apparel	-	-	-	6,631	-	733
C142	Custom tailoring and dressmaking	-	4,949	155	-	1,023	652
C152	Manufacture of footwear	-	-	-	-	-	-
C161	Sawmilling and planing of wood	-	22,193	13,528	3,000	3,520	-
C162	Manufacture of products of wood, cork, straw and plaiting materials	-	-	314	-	1,838	-
C170	Manufacture of paper and paper products	3,832	48,013	15,426	5,731	-	136
C181	Printing and service activities related to printing	2,167	2,000	50	814	18,176	-
C192	Manufacture of refined petroleum products	-	-	125	-	-	-
C201	Manufacture of basic chemicals	5,431	422,562	9,357	125	526	12,218
C202	Manufacture of other chemical products, n.e.c.	11,289	-	-	-	-	651
C210	Manufacture of pharmaceuticals, medicinal chemical and botanical products	S	S	S	S	S	S
C221	Manufacture of rubber products	S	S	S	S	S	S
C222	Manufacture of plastics products	413	77,689	156	-	4,872	-
C231	Manufacture of glass and glass products	-	-	-	-	-	-
C239	Manufacture of non-metallic mineral products, n.e.c.	467	-	-	-	1,822	150
C241	Manufacture of basic iron and steel	20,897	6,345	2,102	33	3,252	250
C243	Casting of metals	-	-	-	-	358	-
C251	Manufacture of structural metal products, tanks, reservoirs and steam generators	362	2,696	-	-	-	993
C259	Manufacture of other fabricated metal products; metal working service activities	37	2,421	327	-	7	-
C264	Manufacture of consumer electronics	S	S	S	S	S	S
C271	Manufacture of electric motors, generators, transformers and electricity distribution and control apparatus	S	S	S	S	S	S

Table 6 Number of Establishments and Capital Expenditures by Type of Tangible Fixed Assets for Manufacturing Establishments by Region and Industry Group: Philippines, 2018

(Values are in thousand PhP, except number of establishments. Details may not add-up to total due to rounding and/or statistical disclosure control.)

Continued

2009 PSIC Code	Region / Industry Description	Capital Expenditures for Tangible Fixed Assets					
		ICT Machinery and Equipment	Specialized Industrial Machinery	General Industrial Machinery and Equipment	Other Machinery and Equipment	Valuables	Other Tangible Fixed Assets
		(6)	(7)	(8)	(9)	(10)	(11)
C281	Manufacture of general purpose machinery	S	S	S	S	S	S
C282	Manufacture of special purpose machinery	S	S	S	S	S	S
C291	Manufacture of motor vehicles	-	-	-	-	2,927	-
C293	Manufacture of parts and accessories for motor vehicles	-	-	787	-	-	-
C310	Manufacture of furniture	2,540	1,622	666	-	-	2,061
C321	Manufacture of jewelry, bijouterie and related articles	S	S	S	S	S	S
C324	Manufacture of games and toys	S	S	S	S	S	S
C329	Other manufacturing, n.e.c.	S	S	S	S	S	S
C331	Repair of fabricated metal products, machinery and equipment	18	13,218	8,268	136	4,019	1,327
	XI – Davao	9,192	395,800	245,240	28,078	10	168,564
C101	Processing and preserving of meat	-	-	-	-	-	-
C102	Processing and preserving of fish, crustaceans and mollusks	-	-	-	-	-	-
C103	Processing and preserving of fruits and vegetables	-	8	15,681	-	-	-
C104	Manufacture of vegetable and animal oils and fats	3,344	7,518	19,545	361	-	51
C105	Manufacture of dairy products	-	-	-	-	-	-
C106	Manufacture of grain mill products, starches and starch products	-	-	-	-	-	-
C107	Manufacture of other food products	1,126	26,089	14,424	6,026	-	-
C108	Manufacture of prepared animal feeds	-	83,206	17,450	21,449	-	124,675
C110	Manufacture of beverages	323	67,510	41,090	-	-	2,011
C120	Manufacture of tobacco products	S	S	S	S	S	S
C139	Manufacture of other textiles	101	500	100	10	10	102
C141	Manufacture of wearing apparel, except fur apparel	268	-	3,967	-	-	605
C142	Custom tailoring and dressmaking	-	-	-	-	-	-
C152	Manufacture of footwear	-	-	-	-	-	-
C161	Sawmilling and planing of wood	-	-	-	-	-	-
C162	Manufacture of products of wood, cork, straw and plaiting materials	-	12,604	3,151	-	-	-
C170	Manufacture of paper and paper products	1,201	67,157	1,801	-	-	9,360
C181	Printing and service activities related to printing	-	28,711	1,156	-	-	-
C192	Manufacture of refined petroleum products	S	S	S	S	S	S
C201	Manufacture of basic chemicals	9	17,073	-	-	-	223
C202	Manufacture of other chemical products, n.e.c.	194	22,672	63,412	-	-	23,967
C210	Manufacture of pharmaceuticals, medicinal chemical and botanical products	-	-	2,075	-	-	4,811

Table 6 Number of Establishments and Capital Expenditures by Type of Tangible Fixed Assets for Manufacturing Establishments by Region and Industry Group: Philippines, 2018

(Values are in thousand PhP, except number of establishments. Details may not add-up to total due to rounding and/or statistical disclosure control.)

Continued

2009 PSIC Code	Region / Industry Description	Capital Expenditures for Tangible Fixed Assets					
		ICT Machinery and Equipment	Specialized Industrial Machinery	General Industrial Machinery and Equipment	Other Machinery and Equipment	Valuables	Other Tangible Fixed Assets
		(6)	(7)	(8)	(9)	(10)	(11)
C221	Manufacture of rubber products	-	-	-	-	-	-
C222	Manufacture of plastics products	1,060	44,311	3,080	-	-	1,145
C231	Manufacture of glass and glass products	-	2,281	-	-	-	-
C239	Manufacture of non-metallic mineral products, n.e.c.	1,332	6,216	2,063	-	-	703
C241	Manufacture of basic iron and steel	-	-	56,185	135	-	394
C242	Manufacture of basic precious and other non-ferrous metals	-	-	-	-	-	-
C243	Casting of metals	S	S	S	S	S	S
C251	Manufacture of structural metal products, tanks, reservoirs and steam generators	233	-	-	96	-	-
C252	Manufacture of weapons and ammunition	S	S	S	S	S	S
C259	Manufacture of other fabricated metal products; metal working service activities	-	-	-	-	-	-
C265	Manufacture of measuring, testing, navigating and control equipment; watches and clocks	S	S	S	S	S	S
C271	Manufacture of electric motors, generators, transformers and electricity distribution and control apparatus	S	S	S	S	S	S
C275	Manufacture of domestic appliances	-	-	-	-	-	-
C281	Manufacture of general purpose machinery	-	-	-	-	-	-
C282	Manufacture of special purpose machinery	-	-	-	-	-	-
C291	Manufacture of motor vehicles	S	S	S	S	S	S
C293	Manufacture of parts and accessories for motor vehicles	-	-	-	-	-	-
C301	Building of ships and boats	S	S	S	S	S	S
C310	Manufacture of furniture	-	1,726	-	-	-	515
C321	Manufacture of jewelry, bijouterie and related articles	-	-	-	-	-	-
C329	Other manufacturing, n.e.c.	-	-	61	-	-	-
C331	Repair of fabricated metal products, machinery and equipment	-	-	-	-	-	-
	XII – SOCCSKSARGEN	10,331	434,686	333,325	2,073	-	13,034
C101	Processing and preserving of meat	14	16	809	-	-	-
C102	Processing and preserving of fish, crustaceans and mollusks	4,030	151,701	175,492	-	-	2,862
C103	Processing and preserving of fruits and vegetables	S	S	S	S	S	S
C104	Manufacture of vegetable and animal oils and fats	2,420	100,142	564	-	-	1,958
C105	Manufacture of dairy products	-	-	800	-	-	-
C106	Manufacture of grain mill products, starches and starch products	118	24	43	-	-	29

Table 6 Number of Establishments and Capital Expenditures by Type of Tangible Fixed Assets for Manufacturing Establishments by Region and Industry Group: Philippines, 2018

(Values are in thousand PhP, except number of establishments. Details may not add-up to total due to rounding and/or statistical disclosure control.)

Continued

2009 PSIC Code	Region / Industry Description	Capital Expenditures for Tangible Fixed Assets					
		ICT Machinery and Equipment	Specialized Industrial Machinery	General Industrial Machinery and Equipment	Other Machinery and Equipment	Valuables	Other Tangible Fixed Assets
		(6)	(7)	(8)	(9)	(10)	(11)
C107	Manufacture of other food products	1,699	31,029	15,151	-	-	3,259
C108	Manufacture of prepared animal feeds	38	-	4,094	-	-	27
C110	Manufacture of beverages	-	-	41,303	-	-	-
C131	Spinning, weaving and finishing of textiles	-	-	-	-	-	-
C139	Manufacture of other textiles	-	-	-	-	-	-
C141	Manufacture of wearing apparel, except fur apparel	-	-	-	-	-	-
C142	Custom tailoring and dressmaking	755	15,992	-	661	-	818
C161	Sawmilling and planing of wood	-	-	63	-	-	-
C162	Manufacture of products of wood, cork, straw and plaiting materials	-	174	-	-	-	-
C170	Manufacture of paper and paper products	-	18,345	-	-	-	1,040
C181	Printing and service activities related to printing	97	8,285	77,035	265	-	2,048
C192	Manufacture of refined petroleum products	S	S	S	S	S	S
C201	Manufacture of basic chemicals	-	194	-	-	-	-
C202	Manufacture of other chemical products, n.e.c.	S	S	S	S	S	S
C221	Manufacture of rubber products	S	S	S	S	S	S
C222	Manufacture of plastics products	S	S	S	S	S	S
C231	Manufacture of glass and glass products	S	S	S	S	S	S
C239	Manufacture of non-metallic mineral products, n.e.c.	-	-	-	-	-	-
C241	Manufacture of basic iron and steel	-	-	-	-	-	-
C243	Casting of metals	S	S	S	S	S	S
C251	Manufacture of structural metal products, tanks, reservoirs and steam generators	-	-	-	-	-	-
C259	Manufacture of other fabricated metal products; metal working service activities	522	61,479	9,797	1,147	-	154
C301	Building of ships and boats	S	S	S	S	S	S
C310	Manufacture of furniture	-	635	-	-	-	190
C323	Manufacture of sports goods	S	S	S	S	S	S
C331	Repair of fabricated metal products, machinery and equipment	500	35,207	7,620	-	-	360
	XIII – Caraga	7,031	2,705,412	80,174	9,208	10	194,175
C101	Processing and preserving of meat	1,616	30,983	15,205	-	-	-
C102	Processing and preserving of fish, crustaceans and mollusks	S	S	S	S	S	S
C103	Processing and preserving of fruits and vegetables	S	S	S	S	S	S
C104	Manufacture of vegetable and animal oils and fats	2,827	7,339	14,510	794	10	2,929
C106	Manufacture of grain mill products, starches and starch products	-	60,775	-	-	-	43

Table 6 Number of Establishments and Capital Expenditures by Type of Tangible Fixed Assets for Manufacturing Establishments by Region and Industry Group: Philippines, 2018

(Values are in thousand PhP, except number of establishments. Details may not add-up to total due to rounding and/or statistical disclosure control.)

Continued

2009 PSIC Code	Region / Industry Description	Capital Expenditures for Tangible Fixed Assets					
		ICT Machinery and Equipment	Specialized Industrial Machinery	General Industrial Machinery and Equipment	Other Machinery and Equipment	Valuables	Other Tangible Fixed Assets
		(6)	(7)	(8)	(9)	(10)	(11)
C107	Manufacture of other food products	569	70,473	6,583	4,392	-	1,474
C108	Manufacture of prepared animal feeds	-	-	-	-	-	-
C110	Manufacture of beverages	-	-	-	-	-	-
C139	Manufacture of other textiles	-	-	-	-	-	-
C141	Manufacture of wearing apparel, except fur apparel	-	-	1,204	-	-	-
C142	Custom tailoring and dressmaking	-	1,610	-	-	-	-
C161	Sawmilling and planing of wood	-	-	6,396	-	-	247
C162	Manufacture of products of wood, cork, straw and plaiting materials	-	67,846	63	-	-	3,521
C181	Printing and service activities related to printing	1,924	-	3,640	3,954	-	2,427
C201	Manufacture of basic chemicals	S	S	S	S	S	S
C202	Manufacture of other chemical products, n.e.c.	53	-	9,195	-	-	155
C231	Manufacture of glass and glass products	S	S	S	S	S	S
C239	Manufacture of non-metallic mineral products, n.e.c.	-	-	23,205	-	-	-
C241	Manufacture of basic iron and steel	-	-	-	-	-	-
C242	Manufacture of basic precious and other non-ferrous metals	S	S	S	S	S	S
C259	Manufacture of other fabricated metal products; metal working service activities	-	50	41	-	-	-
C275	Manufacture of domestic appliances	-	-	-	-	-	-
C301	Building of ships and boats	S	S	S	S	S	S
C309	Manufacture of transport equipment, n.e.c.	-	-	-	-	-	-
C310	Manufacture of furniture	20	4,591	35	-	-	160
C321	Manufacture of jewelry, bijouterie and related articles	-	-	-	-	-	-
C324	Manufacture of games and toys	-	-	-	-	-	-
C329	Other manufacturing, n.e.c.	-	-	36	-	-	-
C331	Repair of fabricated metal products, machinery and equipment	-	5,738	-	-	-	-
	Autonomous Region in Muslim Mindanao	103,432	37,303	1,654,694	56,981	-	985,334
C104	Manufacture of vegetable and animal oils and fats	S	S	S	S	S	S
C106	Manufacture of grain mill products, starches and starch products	83,147	13,025	1,652,627	1,022	-	948,662
C107	Manufacture of other food products	9,401	8,669	-	7,550	-	3,283
C108	Manufacture of prepared animal feeds	-	-	-	-	-	-
C110	Manufacture of beverages	4,130	8,674	-	6,195	-	8,281
C142	Custom tailoring and dressmaking	3,361	661	1,002	-	-	1,017
C181	Printing and service activities related to printing	1,673	1,369	1,065	-	-	-
C221	Manufacture of rubber products	S	S	S	S	S	S

Table 6 Number of Establishments and Capital Expenditures by Type of Tangible Fixed Assets for Manufacturing Establishments by Region and Industry Group: Philippines, 2018

(Values are in thousand PhP, except number of establishments. Details may not add-up to total due to rounding and/or statistical disclosure control.)

Concluded

Conc2 009 PSIC Code	Region / Industry Description	Capital Expenditures for Tangible Fixed Assets					
		ICT Machinery and Equipment	Specialized Industrial Machinery	General Industrial Machinery and Equipment	Other Machinery and Equipment	Valuables	Other Tangible Fixed Assets
		(6)	(7)	(8)	(9)	(10)	(11)
C239	Manufacture of non-metallic mineral products, n.e.c.	-	-	-	-	-	-
C251	Manufacture of structural metal products, tanks, reservoirs and steam generators	-	114	-	-	-	33
C310	Manufacture of furniture	-	470	-	42,215	-	23,895

Notes: "-" - zero value

S - suppressed

Source: Philippine Statistics Authority, 2018 Census of Philippine Business and Industry

Table 6.1 Number of Establishments and Capital Expenditures for Directly Imported Tangible Fixed Assets for Manufacturing Establishments by Region and Industry Group: Philippines, 2018

(Values are in thousand PhP, except number of establishments. Details may not add-up to total due to rounding and/or statistical disclosure control.)

2009 PSIC Code	Region / Industry Description	Number of Establishments	Directly Imported Tangible Fixed Assets		
			Total	Transport Equipment	ICT Machinery and Equipment
		(1)	(2)	(3)	(4)
	Philippines	28,968	3,090,853	41,943	106,940
C101	Processing and preserving of meat	299	-	-	-
C102	Processing and preserving of fish, crustaceans and mollusks	278	-	-	-
C103	Processing and preserving of fruits and vegetables	169	-	-	-
C104	Manufacture of vegetable and animal oils and fats	140	-	-	-
C105	Manufacture of dairy products	99	-	-	-
C106	Manufacture of grain mill products, starches and starch products	1,701	67,118	-	-
C107	Manufacture of other food products	9,084	67,462	-	-
C108	Manufacture of prepared animal feeds	199	194,642	-	-
C110	Manufacture of beverages	3,986	124,199	-	-
C120	Manufacture of tobacco products	17	-	-	-
C131	Spinning, weaving and finishing of textiles	125	-	-	-
C139	Manufacture of other textiles	236	-	-	-
C141	Manufacture of wearing apparel, except fur apparel	880	20,289	-	-
C142	Custom tailoring and dressmaking	790	-	-	-
C143	Manufacture of knitted and crocheted apparel	40	-	-	-
C151	Tanning and dressing of leather; manufacture of luggage and handbags	107	-	-	-
C152	Manufacture of footwear	140	591	-	-
C161	Sawmilling and planing of wood	59	-	-	-
C162	Manufacture of products of wood, cork, straw and plaiting materials	333	-	-	-
C170	Manufacture of paper and paper products	330	191,258	353	-
C181	Printing and service activities related to printing	2,566	2,136	1,122	-
C182	Reproduction of recorded media	4	-	-	-
C192	Manufacture of refined petroleum products	15	-	-	-
C199	Manufacture of other fuel products	3	-	-	-
C201	Manufacture of basic chemicals	190	-	-	-
C202	Manufacture of other chemical products, n.e.c.	357	5,504	3,542	242
C203	Manufacture of man-made fibers	S	S	S	S
C210	Manufacture of pharmaceuticals, medicinal chemical and botanical products	117	-	-	-
C221	Manufacture of rubber products	134	4	4	-
C222	Manufacture of plastics products	834	132,889	-	-

Continued

Table 6.1 Number of Establishments and Capital Expenditures for Directly Imported Tangible Fixed Assets for Manufacturing Establishments by Region and Industry Group: Philippines, 2018

(Values are in thousand PhP, except number of establishments. Details may not add-up to total due to rounding and/or statistical disclosure control.)

Continued

2009 PSIC Code	Region / Industry Description	Number of Establishments	Directly Imported Tangible Fixed Assets		
			Total	Transport Equipment	ICT Machinery and Equipment
			(1)	(2)	(3)
C231	Manufacture of glass and glass products	104	-	-	-
C239	Manufacture of non-metallic mineral products, n.e.c.	846	-	-	-
C241	Manufacture of basic iron and steel	319	853	-	-
C242	Manufacture of basic precious and other non-ferrous metals	26	-	-	-
C243	Casting of metals	59	-	-	-
C251	Manufacture of structural metal products, tanks, reservoirs and steam generators	469	23,515	-	-
C252	Manufacture of weapons and ammunition	12	-	-	-
C259	Manufacture of other fabricated metal products; metal working service activities	859	62,855	-	-
C261	Manufacture of electronic components	138	967,564	65	106,363
C262	Manufacture of computers and peripheral equipment and accessories	32	-	-	-
C263	Manufacture of communication equipment	13	-	-	-
C264	Manufacture of consumer electronics	27	246,030	-	152
C265	Manufacture of measuring, testing, navigating and control equipment; watches and clocks	25	-	-	-
C267	Manufacture of optical instruments and photographic equipment	24	733	-	-
C271	Manufacture of electric motors, generators, transformers and electricity distribution and control apparatus	84	-	-	-
C272	Manufacture of batteries and accumulators	6	-	-	-
C273	Manufacture of wiring and wiring devices	53	49,639	-	-
C274	Manufacture of electric lighting equipment	34	-	-	-
C275	Manufacture of domestic appliances	36	-	-	-
C279	Manufacture of other electrical equipment	35	-	-	-
C281	Manufacture of general purpose machinery	102	3,002	-	-
C282	Manufacture of special purpose machinery	162	8,178	-	-
C291	Manufacture of motor vehicles	40	-	-	-
C292	Manufacture of bodies (coachwork) for motor vehicles; manufacture of trailers and semi-trailers	24	-	-	-
C293	Manufacture of parts and accessories for motor vehicles	119	386,505	-	-
C301	Building of ships and boats	29	18,072	-	-
C302	Manufacture of railway locomotive and rolling stock	S	S	S	S
C303	Manufacture of air and spacecraft and related machinery	8	394,389	-	-
C309	Manufacture of transport equipment, n.e.c.	67	38,594	36,856	183

Table 6.1 Number of Establishments and Capital Expenditures for Directly Imported Tangible Fixed Assets for Manufacturing Establishments by Region and Industry Group: Philippines, 2018

(Values are in thousand PhP, except number of establishments. Details may not add-up to total due to rounding and/or statistical disclosure control.)

Continued

2009 PSIC Code	Region / Industry Description	Number of Establishments	Directly Imported Tangible Fixed Assets		
			Total	Transport Equipment	ICT Machinery and Equipment
		(1)	(2)	(3)	(4)
C310	Manufacture of furniture	852	-	-	-
C321	Manufacture of jewelry, bijouterie and related articles	99	-	-	-
C322	Manufacture of musical instruments	4	-	-	-
C323	Manufacture of sports goods	17	-	-	-
C324	Manufacture of games and toys	28	-	-	-
C325	Manufacture of medical and dental instruments and supplies	56	84,831	-	-
C329	Other manufacturing, n.e.c.	204	-	-	-
C331	Repair of fabricated metal products, machinery and equipment	712	-	-	-
C332	Installation of industrial machinery and equipment	6	-	-	-
	National Capital Region	4,636	137,498	1,122	-
C101	Processing and preserving of meat	34	-	-	-
C102	Processing and preserving of fish, crustaceans and mollusks	29	-	-	-
C103	Processing and preserving of fruits and vegetables	36	-	-	-
C104	Manufacture of vegetable and animal oils and fats	19	-	-	-
C105	Manufacture of dairy products	26	-	-	-
C106	Manufacture of grain mill products, starches and starch products	15	67,118	-	-
C107	Manufacture of other food products	1,002	-	-	-
C108	Manufacture of prepared animal feeds	14	-	-	-
C110	Manufacture of beverages	204	-	-	-
C120	Manufacture of tobacco products	5	-	-	-
C131	Spinning, weaving and finishing of textiles	33	-	-	-
C139	Manufacture of other textiles	93	-	-	-
C141	Manufacture of wearing apparel, except fur apparel	325	-	-	-
C142	Custom tailoring and dressmaking	80	-	-	-
C143	Manufacture of knitted and crocheted apparel	21	-	-	-
C151	Tanning and dressing of leather; manufacture of luggage and handbags	31	-	-	-
C152	Manufacture of footwear	61	-	-	-
C161	Sawmilling and planing of wood	5	-	-	-
C162	Manufacture of products of wood, cork, straw and plaiting materials	29	-	-	-
C170	Manufacture of paper and paper products	154	23,354	-	-
C181	Printing and service activities related to printing	656	2,136	1,122	-

Table 6.1 Number of Establishments and Capital Expenditures for Directly Imported Tangible Fixed Assets for Manufacturing Establishments by Region and Industry Group: Philippines, 2018

(Values are in thousand PhP, except number of establishments. Details may not add-up to total due to rounding and/or statistical disclosure control.)

Continued

2009 PSIC Code	Region / Industry Description	Number of Establishments	Directly Imported Tangible Fixed Assets		
			Total	Transport Equipment	ICT Machinery and Equipment
		(1)	(2)	(3)	(4)
C192	Manufacture of refined petroleum products	4	-	-	-
C199	Manufacture of other fuel products	S	S	S	S
C201	Manufacture of basic chemicals	43	-	-	-
C202	Manufacture of other chemical products, n.e.c.	166	-	-	-
C203	Manufacture of man-made fibers	S	S	S	S
C210	Manufacture of pharmaceuticals, medicinal chemical and botanical products	29	-	-	-
C221	Manufacture of rubber products	53	-	-	-
C222	Manufacture of plastics products	350	16,985	-	-
C231	Manufacture of glass and glass products	31	-	-	-
C239	Manufacture of non-metallic mineral products, n.e.c.	65	-	-	-
C241	Manufacture of basic iron and steel	82	-	-	-
C242	Manufacture of basic precious and other non-ferrous metals	4	-	-	-
C243	Casting of metals	18	-	-	-
C251	Manufacture of structural metal products, tanks, reservoirs and steam generators	141	-	-	-
C252	Manufacture of weapons and ammunition	4	-	-	-
C259	Manufacture of other fabricated metal products; metal working service activities	168	27,905	-	-
C261	Manufacture of electronic components	9	-	-	-
C262	Manufacture of computers and peripheral equipment and accessories	S	S	S	S
C264	Manufacture of consumer electronics	8	-	-	-
C265	Manufacture of measuring, testing, navigating and control equipment; watches and clocks	8	-	-	-
C267	Manufacture of optical instruments and photographic equipment	S	S	S	S
C271	Manufacture of electric motors, generators, transformers and electricity distribution and control apparatus	17	-	-	-
C272	Manufacture of batteries and accumulators	S	S	S	S
C273	Manufacture of wiring and wiring devices	21	-	-	-
C274	Manufacture of electric lighting equipment	9	-	-	-
C275	Manufacture of domestic appliances	12	-	-	-
C279	Manufacture of other electrical equipment	6	-	-	-
C281	Manufacture of general purpose machinery	34	-	-	-
C282	Manufacture of special purpose machinery	30	-	-	-
C291	Manufacture of motor vehicles	9	-	-	-

Table 6.1 Number of Establishments and Capital Expenditures for Directly Imported Tangible Fixed Assets for Manufacturing Establishments by Region and Industry Group: Philippines, 2018

(Values are in thousand PhP, except number of establishments. Details may not add-up to total due to rounding and/or statistical disclosure control.)

Continued

2009 PSIC Code	Region / Industry Description	Number of Establishments	Directly Imported Tangible Fixed Assets		
			Total	Transport Equipment	ICT Machinery and Equipment
			(1)	(2)	(3)
C292	Manufacture of bodies (coachwork) for motor vehicles; manufacture of trailers and semi-trailers	11	-	-	-
C293	Manufacture of parts and accessories for motor vehicles	15	-	-	-
C301	Building of ships and boats	5	-	-	-
C303	Manufacture of air and spacecraft and related machinery	S	S	S	S
C309	Manufacture of transport equipment, n.e.c.	10	-	-	-
C310	Manufacture of furniture	154	-	-	-
C321	Manufacture of jewelry, bijouterie and related articles	11	-	-	-
C322	Manufacture of musical instruments	S	S	S	S
C323	Manufacture of sports goods	3	-	-	-
C324	Manufacture of games and toys	8	-	-	-
C325	Manufacture of medical and dental instruments and supplies	11	-	-	-
C329	Other manufacturing, n.e.c.	42	-	-	-
C331	Repair of fabricated metal products, machinery and equipment	161	-	-	-
C332	Installation of industrial machinery and equipment	4	-	-	-
	Cordillera Administrative Region	685	394,389	-	-
C101	Processing and preserving of meat	6	-	-	-
C102	Processing and preserving of fish, crustaceans and mollusks	8	-	-	-
C103	Processing and preserving of fruits and vegetables	6	-	-	-
C105	Manufacture of dairy products	S	S	S	S
C106	Manufacture of grain mill products, starches and starch products	100	-	-	-
C107	Manufacture of other food products	140	-	-	-
C110	Manufacture of beverages	190	-	-	-
C131	Spinning, weaving and finishing of textiles	13	-	-	-
C139	Manufacture of other textiles	6	-	-	-
C141	Manufacture of wearing apparel, except fur apparel	S	S	S	S
C142	Custom tailoring and dressmaking	43	-	-	-
C162	Manufacture of products of wood, cork, straw and plaiting materials	6	-	-	-
C181	Printing and service activities related to printing	75	-	-	-
C201	Manufacture of basic chemicals	3	-	-	-
C221	Manufacture of rubber products	5	-	-	-
C222	Manufacture of plastics products	S	S	S	S

Table 6.1 Number of Establishments and Capital Expenditures for Directly Imported Tangible Fixed Assets for Manufacturing Establishments by Region and Industry Group: Philippines, 2018

(Values are in thousand PhP, except number of establishments. Details may not add-up to total due to rounding and/or statistical disclosure control.)

Continued

2009 PSIC Code	Region / Industry Description	Number of Establishments	Directly Imported Tangible Fixed Assets		
			Total	Transport Equipment	ICT Machinery and Equipment
		(1)	(2)	(3)	(4)
C231	Manufacture of glass and glass products	S	S	S	S
C239	Manufacture of non-metallic mineral products, n.e.c.	23	-	-	-
C241	Manufacture of basic iron and steel	5	-	-	-
C251	Manufacture of structural metal products, tanks, reservoirs and steam generators	10	-	-	-
C259	Manufacture of other fabricated metal products; metal working service activities	19	-	-	-
C261	Manufacture of electronic components	S	S	S	S
C303	Manufacture of air and spacecraft and related machinery	S	S	S	S
C310	Manufacture of furniture	17	-	-	-
C321	Manufacture of jewelry, bijouterie and related articles	S	S	S	S
	I - Ilocos Region	953	-	-	-
C101	Processing and preserving of meat	12	-	-	-
C102	Processing and preserving of fish, crustaceans and mollusks	33	-	-	-
C103	Processing and preserving of fruits and vegetables	3	-	-	-
C105	Manufacture of dairy products	S	S	S	S
C106	Manufacture of grain mill products, starches and starch products	71	-	-	-
C107	Manufacture of other food products	347	-	-	-
C108	Manufacture of prepared animal feeds	3	-	-	-
C110	Manufacture of beverages	140	-	-	-
C120	Manufacture of tobacco products	S	S	S	S
C131	Spinning, weaving and finishing of textiles	5	-	-	-
C141	Manufacture of wearing apparel, except fur apparel	5	-	-	-
C142	Custom tailoring and dressmaking	42	-	-	-
C152	Manufacture of footwear	6	-	-	-
C162	Manufacture of products of wood, cork, straw and plaiting materials	13	-	-	-
C170	Manufacture of paper and paper products	9	-	-	-
C181	Printing and service activities related to printing	112	-	-	-
C201	Manufacture of basic chemicals	6	-	-	-
C210	Manufacture of pharmaceuticals, medicinal chemical and botanical products	S	S	S	S
C221	Manufacture of rubber products	5	-	-	-
C231	Manufacture of glass and glass products	4	-	-	-
C239	Manufacture of non-metallic mineral products, n.e.c.	45	-	-	-

Table 6.1 Number of Establishments and Capital Expenditures for Directly Imported Tangible Fixed Assets for Manufacturing Establishments by Region and Industry Group: Philippines, 2018

(Values are in thousand PhP, except number of establishments. Details may not add-up to total due to rounding and/or statistical disclosure control.)

Continued

2009 PSIC Code	Region / Industry Description	Number of Establishments	Directly Imported Tangible Fixed Assets		
			Total	Transport Equipment	ICT Machinery and Equipment
			(1)	(2)	(3)
C241	Manufacture of basic iron and steel	11	-	-	-
C251	Manufacture of structural metal products, tanks, reservoirs and steam generators	15	-	-	-
C259	Manufacture of other fabricated metal products; metal working service activities	16	-	-	-
C273	Manufacture of wiring and wiring devices	S	S	S	S
C282	Manufacture of special purpose machinery	S	S	S	S
C292	Manufacture of bodies (coachwork) for motor vehicles; manufacture of trailers and semi-trailers	3	-	-	-
C293	Manufacture of parts and accessories for motor vehicles	3	-	-	-
C309	Manufacture of transport equipment, n.e.c.	13	-	-	-
C321	Manufacture of jewelry, bijouterie and related articles	S	S	S	S
C324	Manufacture of games and toys	S	S	S	S
C329	Other manufacturing, n.e.c.	7	-	-	-
C331	Repair of fabricated metal products, machinery and equipment	17	-	-	-
II - Cagayan Valley		1,133	-	-	-
C101	Processing and preserving of meat	6	-	-	-
C102	Processing and preserving of fish, crustaceans and mollusks	4	-	-	-
C103	Processing and preserving of fruits and vegetables	8	-	-	-
C104	Manufacture of vegetable and animal oils and fats	S	S	S	S
C105	Manufacture of dairy products	4	-	-	-
C106	Manufacture of grain mill products,	175	-	-	-
C107	Manufacture of other food products	382	-	-	-
C108	Manufacture of prepared animal feeds	7	-	-	-
C110	Manufacture of beverages	227	-	-	-
C120	Manufacture of tobacco products	3	-	-	-
C131	Spinning, weaving and finishing of textiles	3	-	-	-
C139	Manufacture of other textiles	4	-	-	-
C142	Custom tailoring and dressmaking	34	-	-	-
C151	Tanning and dressing of leather; manufacture of luggage and handbags	3	-	-	-
C162	Manufacture of products of wood, cork, straw and plaiting materials	8	-	-	-
C181	Printing and service activities related to printing	122	-	-	-
C182	Reproduction of recorded media	3	-	-	-
C199	Manufacture of other fuel products	S	S	S	S

Table 6.1 Number of Establishments and Capital Expenditures for Directly Imported Tangible Fixed Assets for Manufacturing Establishments by Region and Industry Group: Philippines, 2018

(Values are in thousand PhP, except number of establishments. Details may not add-up to total due to rounding and/or statistical disclosure control.)

Continued

2009 PSIC Code	Region / Industry Description	Number of Establishments	Directly Imported Tangible Fixed Assets		
			Total	Transport Equipment	ICT Machinery and Equipment
		(1)	(2)	(3)	(4)
C201	Manufacture of basic chemicals	S	S	S	S
C222	Manufacture of plastics products	6	-	-	-
C239	Manufacture of non-metallic mineral products, n.e.c.	25	-	-	-
C241	Manufacture of basic iron and steel	9	-	-	-
C251	Manufacture of structural metal products, tanks, reservoirs and steam generators	12	-	-	-
C252	Manufacture of weapons and ammunition	S	S	S	S
C259	Manufacture of other fabricated metal products; metal working service activities	32	-	-	-
C279	Manufacture of other electrical equipment	3	-	-	-
C282	Manufacture of special purpose machinery	3	-	-	-
C310	Manufacture of furniture	21	-	-	-
C321	Manufacture of jewelry, bijouterie and related articles	5	-	-	-
C329	Other manufacturing, n.e.c.	S	S	S	S
C331	Repair of fabricated metal products, machinery and equipment	17	-	-	-
	III - Central Luzon	3,388	963,703	3,542	103,322
C101	Processing and preserving of meat	74	-	-	-
C102	Processing and preserving of fish, crustaceans and mollusks	27	-	-	-
C103	Processing and preserving of fruits and vegetables	31	-	-	-
C104	Manufacture of vegetable and animal oils and fats	4	-	-	-
C105	Manufacture of dairy products	12	-	-	-
C106	Manufacture of grain mill products, starches and starch products	235	-	-	-
C107	Manufacture of other food products	1,054	-	-	-
C108	Manufacture of prepared animal feeds	54	41,807	-	-
C110	Manufacture of beverages	360	41,090	-	-
C120	Manufacture of tobacco products	S	S	S	S
C131	Spinning, weaving and finishing of textiles	20	-	-	-
C139	Manufacture of other textiles	40	-	-	-
C141	Manufacture of wearing apparel, except fur apparel	149	7,587	-	-
C142	Custom tailoring and dressmaking	60	-	-	-
C143	Manufacture of knitted and crocheted apparel	3	-	-	-
C151	Tanning and dressing of leather; manufacture of luggage and handbags	41	-	-	-
C152	Manufacture of footwear	10	591	-	-
C161	Sawmilling and planing of wood	S	S	S	S

Table 6.1 Number of Establishments and Capital Expenditures for Directly Imported Tangible Fixed Assets for Manufacturing Establishments by Region and Industry Group: Philippines, 2018

(Values are in thousand PhP, except number of establishments. Details may not add-up to total due to rounding and/or statistical disclosure control.)

Continued

2009 PSIC Code	Region / Industry Description	Number of Establishments	Directly Imported Tangible Fixed Assets		
			Total	Transport Equipment	ICT Machinery and Equipment
			(1)	(2)	(3)
C162	Manufacture of products of wood, cork, straw and plaiting materials	63	-	-	-
C170	Manufacture of paper and paper products	35	4,035	-	-
C181	Printing and service activities related to printing	163	-	-	-
C192	Manufacture of refined petroleum products	3	-	-	-
C201	Manufacture of basic chemicals	21	-	-	-
C202	Manufacture of other chemical products, n.e.c.	35	5,504	3,542	242
C210	Manufacture of pharmaceuticals, medicinal chemical and botanical products	22	-	-	-
C221	Manufacture of rubber products	14	-	-	-
C222	Manufacture of plastics products	115	-	-	-
C231	Manufacture of glass and glass products	14	-	-	-
C239	Manufacture of non-metallic mineral products, n.e.c.	134	-	-	-
C241	Manufacture of basic iron and steel	44	-	-	-
C242	Manufacture of basic precious and other non-ferrous metals	4	-	-	-
C243	Casting of metals	7	-	-	-
C251	Manufacture of structural metal products, tanks, reservoirs and steam generators	60	-	-	-
C259	Manufacture of other fabricated metal products; metal working service activities	85	-	-	-
C261	Manufacture of electronic components	14	408,874	-	103,080
C262	Manufacture of computers and peripheral equipment and accessories	5	-	-	-
C263	Manufacture of communication equipment	S	S	S	S
C264	Manufacture of consumer electronics	3	-	-	-
C265	Manufacture of measuring, testing, navigating and control equipment; watches and clocks	3	-	-	-
C271	Manufacture of electric motors, generators, transformers and electricity distribution and control apparatus	10	-	-	-
C272	Manufacture of batteries and accumulators	S	S	S	S
C273	Manufacture of wiring and wiring devices	10	49,639	-	-
C274	Manufacture of electric lighting equipment	7	-	-	-
C275	Manufacture of domestic appliances	4	-	-	-
C279	Manufacture of other electrical equipment	10	-	-	-
C281	Manufacture of general purpose machinery	13	-	-	-
C282	Manufacture of special purpose machinery	15	-	-	-

Table 6.1 Number of Establishments and Capital Expenditures for Directly Imported Tangible Fixed Assets for Manufacturing Establishments by Region and Industry Group: Philippines, 2018

(Values are in thousand PhP, except number of establishments. Details may not add-up to total due to rounding and/or statistical disclosure control.)

Continued

2009 PSIC Code	Region / Industry Description	Number of Establishments	Directly Imported Tangible Fixed Assets		
			Total	Transport Equipment	ICT Machinery and Equipment
		(1)	(2)	(3)	(4)
C291	Manufacture of motor vehicles	4	-	-	-
C292	Manufacture of bodies (coachwork) for motor vehicles; manufacture of trailers and semi-trailers	S	S	S	S
C293	Manufacture of parts and accessories for motor vehicles	9	386,505	-	-
C301	Building of ships and boats	S	S	S	S
C303	Manufacture of air and spacecraft and related machinery	5	-	-	-
C309	Manufacture of transport equipment, n.e.c.	13	-	-	-
C310	Manufacture of furniture	121	-	-	-
C321	Manufacture of jewelry, bijouterie and related articles	15	-	-	-
C322	Manufacture of musical instruments	S	S	S	S
C323	Manufacture of sports goods	3	-	-	-
C324	Manufacture of games and toys	8	-	-	-
C325	Manufacture of medical and dental instruments and supplies	9	-	-	-
C329	Other manufacturing, n.e.c.	42	-	-	-
C331	Repair of fabricated metal products, machinery and equipment	62	-	-	-
C332	Installation of industrial machinery and equipment	S	S	S	S
	IVA - CALABARZON	4,035	1,323,319	37,279	3,466
C101	Processing and preserving of meat	41	-	-	-
C102	Processing and preserving of fish, crustaceans and mollusks	12	-	-	-
C103	Processing and preserving of fruits and vegetables	19	-	-	-
C104	Manufacture of vegetable and animal oils and fats	31	-	-	-
C105	Manufacture of dairy products	12	-	-	-
C106	Manufacture of grain mill products, starches and starch products	90	-	-	-
C107	Manufacture of other food products	877	66,600	-	-
C108	Manufacture of prepared animal feeds	69	-	-	-
C110	Manufacture of beverages	291	930	-	-
C120	Manufacture of tobacco products	3	-	-	-
C131	Spinning, weaving and finishing of textiles	10	-	-	-
C139	Manufacture of other textiles	33	-	-	-
C141	Manufacture of wearing apparel, except fur apparel	244	12,703	-	-
C142	Custom tailoring and dressmaking	90	-	-	-

Table 6.1 Number of Establishments and Capital Expenditures for Directly Imported Tangible Fixed Assets for Manufacturing Establishments by Region and Industry Group: Philippines, 2018

(Values are in thousand PhP, except number of establishments. Details may not add-up to total due to rounding and/or statistical disclosure control.)

Continued

2009 PSIC Code	Region / Industry Description	Number of Establishments	Directly Imported Tangible Fixed Assets		
			Total	Transport Equipment	ICT Machinery and Equipment
			(1)	(2)	(3)
C143	Manufacture of knitted and crocheted apparel	16	-	-	-
C151	Tanning and dressing of leather; manufacture of luggage and handbags	24	-	-	-
C152	Manufacture of footwear	34	-	-	-
C161	Sawmilling and planing of wood	S	S	S	S
C162	Manufacture of products of wood, cork, straw and plaiting materials	64	-	-	-
C170	Manufacture of paper and paper products	76	163,869	353	-
C181	Printing and service activities related to printing	198	-	-	-
C182	Reproduction of recorded media	S	S	S	S
C192	Manufacture of refined petroleum products	S	S	S	S
C199	Manufacture of other fuel products	S	S	S	S
C201	Manufacture of basic chemicals	31	-	-	-
C202	Manufacture of other chemical products, n.e.c.	91	-	-	-
C210	Manufacture of pharmaceuticals, medicinal chemical and botanical products	34	-	-	-
C221	Manufacture of rubber products	35	4	4	-
C222	Manufacture of plastics products	181	110,595	-	-
C231	Manufacture of glass and glass products	18	-	-	-
C239	Manufacture of non-metallic mineral products, n.e.c.	115	-	-	-
C241	Manufacture of basic iron and steel	59	-	-	-
C242	Manufacture of basic precious and other non-ferrous metals	8	-	-	-
C243	Casting of metals	16	-	-	-
C251	Manufacture of structural metal products, tanks, reservoirs and steam generators	109	23,515	-	-
C252	Manufacture of weapons and ammunition	S	S	S	S
C259	Manufacture of other fabricated metal products; metal working service activities	245	34,950	-	-
C261	Manufacture of electronic components	103	558,690	65	3,283
C262	Manufacture of computers and peripheral equipment and accessories	24	-	-	-
C263	Manufacture of communication equipment	10	-	-	-
C264	Manufacture of consumer electronics	12	237,251	-	-
C265	Manufacture of measuring, testing, navigating and control equipment; watches and clocks	5	-	-	-
C267	Manufacture of optical instruments and photographic equipment	9	-	-	-

Table 6.1 Number of Establishments and Capital Expenditures for Directly Imported Tangible Fixed Assets for Manufacturing Establishments by Region and Industry Group: Philippines, 2018

(Values are in thousand PhP, except number of establishments. Details may not add-up to total due to rounding and/or statistical disclosure control.)

Continued

2009 PSIC Code	Region / Industry Description	Number of Establishments	Directly Imported Tangible Fixed Assets		
			Total	Transport Equipment	ICT Machinery and Equipment
		(1)	(2)	(3)	(4)
C271	Manufacture of electric motors, generators, transformers and electricity distribution and control apparatus	46	-	-	-
C272	Manufacture of batteries and accumulators	S	S	S	S
C273	Manufacture of wiring and wiring devices	20	-	-	-
C274	Manufacture of electric lighting equipment	15	-	-	-
C275	Manufacture of domestic appliances	12	-	-	-
C279	Manufacture of other electrical equipment	14	-	-	-
C281	Manufacture of general purpose machinery	41	3,002	-	-
C282	Manufacture of special purpose machinery	73	8,178	-	-
C291	Manufacture of motor vehicles	13	-	-	-
C292	Manufacture of bodies (coachwork) for motor vehicles; manufacture of trailers and semi-trailers	10	-	-	-
C293	Manufacture of parts and accessories for motor vehicles	74	-	-	-
C301	Building of ships and boats	5	-	-	-
C302	Manufacture of railway locomotive and rolling stock	S	S	S	S
C303	Manufacture of air and spacecraft and related machinery	S	S	S	S
C309	Manufacture of transport equipment, n.e.c.	21	38,594	36,856	183
C310	Manufacture of furniture	150	-	-	-
C321	Manufacture of jewelry, bijouterie and related articles	4	-	-	-
C322	Manufacture of musical instruments	S	S	S	S
C323	Manufacture of sports goods	8	-	-	-
C324	Manufacture of games and toys	6	-	-	-
C325	Manufacture of medical and dental instruments and supplies	21	64,438	-	-
C329	Other manufacturing, n.e.c.	17	-	-	-
C331	Repair of fabricated metal products, machinery and equipment	133	-	-	-
C332	Installation of industrial machinery and equipment	S	S	S	S
	MIMAROPA	1,118	-	-	-
C101	Processing and preserving of meat	3	-	-	-
C102	Processing and preserving of fish, crustaceans and mollusks	S	S	S	S
C103	Processing and preserving of fruits and vegetables	S	S	S	S

Table 6.1 Number of Establishments and Capital Expenditures for Directly Imported Tangible Fixed Assets for Manufacturing Establishments by Region and Industry Group: Philippines, 2018

(Values are in thousand PhP, except number of establishments. Details may not add-up to total due to rounding and/or statistical disclosure control.)

Continued

2009 PSIC Code	Region / Industry Description	Number of Establishments	Directly Imported Tangible Fixed Assets		
			Total	Transport Equipment	ICT Machinery and Equipment
		(1)	(2)	(3)	(4)
C104	Manufacture of vegetable and animal oils and fats	7	-	-	-
C105	Manufacture of dairy products	5	-	-	-
C106	Manufacture of grain mill products, starches and starch products	98	-	-	-
C107	Manufacture of other food products	432	-	-	-
C110	Manufacture of beverages	289	-	-	-
C131	Spinning, weaving and finishing of textiles	3	-	-	-
C141	Manufacture of wearing apparel, except fur apparel	8	-	-	-
C142	Custom tailoring and dressmaking	22	-	-	-
C151	Tanning and dressing of leather; manufacture of luggage and handbags	3	-	-	-
C161	Sawmilling and planing of wood	4	-	-	-
C162	Manufacture of products of wood, cork, straw and plaiting materials	13	-	-	-
C181	Printing and service activities related to printing	123	-	-	-
C201	Manufacture of basic chemicals	3	-	-	-
C202	Manufacture of other chemical products, n.e.c.	S	S	S	S
C210	Manufacture of pharmaceuticals, medicinal chemical and botanical products	S	S	S	S
C222	Manufacture of plastics products	6	-	-	-
C239	Manufacture of non-metallic mineral products, n.e.c.	37	-	-	-
C241	Manufacture of basic iron and steel	8	-	-	-
C242	Manufacture of basic precious and other non-ferrous metals	S	S	S	S
C259	Manufacture of other fabricated metal products; metal working service activities	19	-	-	-
C282	Manufacture of special purpose machinery	S	S	S	S
C310	Manufacture of furniture	21	-	-	-
C331	Repair of fabricated metal products, machinery and equipment	5	-	-	-
	V - Bicol Region	1,339	-	-	-
C101	Processing and preserving of meat	14	-	-	-
C102	Processing and preserving of fish, crustaceans and mollusks	28	-	-	-
C103	Processing and preserving of fruits and vegetables	5	-	-	-
C104	Manufacture of vegetable and animal oils and fats	9	-	-	-
C105	Manufacture of dairy products	6	-	-	-

Table 6.1 Number of Establishments and Capital Expenditures for Directly Imported Tangible Fixed Assets for Manufacturing Establishments by Region and Industry Group: Philippines, 2018

(Values are in thousand PhP, except number of establishments. Details may not add-up to total due to rounding and/or statistical disclosure control.)

Continued

2009 PSIC Code	Region / Industry Description	Number of Establishments	Directly Imported Tangible Fixed Assets		
			Total	Transport Equipment	ICT Machinery and Equipment
			(1)	(2)	(3)
C106	Manufacture of grain mill products, starches and starch products	67	-	-	-
C107	Manufacture of other food products	542	-	-	-
C108	Manufacture of prepared animal feeds	4	-	-	-
C110	Manufacture of beverages	249	-	-	-
C120	Manufacture of tobacco products	S	S	S	S
C131	Spinning, weaving and finishing of textiles	6	-	-	-
C139	Manufacture of other textiles	10	-	-	-
C141	Manufacture of wearing apparel, except fur apparel	19	-	-	-
C142	Custom tailoring and dressmaking	55	-	-	-
C151	Tanning and dressing of leather; manufacture of luggage and handbags	3	-	-	-
C152	Manufacture of footwear	4	-	-	-
C162	Manufacture of products of wood, cork, straw and plaiting materials	32	-	-	-
C170	Manufacture of paper and paper products	5	-	-	-
C181	Printing and service activities related to printing	93	-	-	-
C201	Manufacture of basic chemicals	3	-	-	-
C210	Manufacture of pharmaceuticals, medicinal chemical and botanical products	5	-	-	-
C231	Manufacture of glass and glass products	S	S	S	S
C239	Manufacture of non-metallic mineral products, n.e.c.	29	-	-	-
C241	Manufacture of basic iron and steel	12	-	-	-
C242	Manufacture of basic precious and other non-ferrous metals	S	S	S	S
C251	Manufacture of structural metal products, tanks, reservoirs and steam generators	21	-	-	-
C259	Manufacture of other fabricated metal products; metal working service activities	31	-	-	-
C281	Manufacture of general purpose machinery	4	-	-	-
C282	Manufacture of special purpose machinery	3	-	-	-
C293	Manufacture of parts and accessories for motor vehicles	3	-	-	-
C310	Manufacture of furniture	25	-	-	-
C329	Other manufacturing, n.e.c.	19	-	-	-
C331	Repair of fabricated metal products, machinery and equipment	29	-	-	-

Table 6.1 Number of Establishments and Capital Expenditures for Directly Imported Tangible Fixed Assets for Manufacturing Establishments by Region and Industry Group: Philippines, 2018

(Values are in thousand PhP, except number of establishments. Details may not add-up to total due to rounding and/or statistical disclosure control.)

Continued

2009 PSIC Code	Region / Industry Description	Number of Establishments	Directly Imported Tangible Fixed Assets		
			Total	Transport Equipment	ICT Machinery and Equipment
		(1)	(2)	(3)	(4)
	VI - Western Visayas	1,425	41,090	-	-
C101	Processing and preserving of meat	19	-	-	-
C102	Processing and preserving of fish, crustaceans and mollusks	31	-	-	-
C103	Processing and preserving of fruits and vegetables	S	S	S	S
C104	Manufacture of vegetable and animal oils and fats	5	-	-	-
C105	Manufacture of dairy products	5	-	-	-
C106	Manufacture of grain mill products, starches and starch products	107	-	-	-
C107	Manufacture of other food products	444	-	-	-
C108	Manufacture of prepared animal feeds	3	-	-	-
C110	Manufacture of beverages	282	41,090	-	-
C131	Spinning, weaving and finishing of textiles	14	-	-	-
C139	Manufacture of other textiles	4	-	-	-
C141	Manufacture of wearing apparel, except fur apparel	17	-	-	-
C142	Custom tailoring and dressmaking	63	-	-	-
C161	Sawmilling and planing of wood	3	-	-	-
C162	Manufacture of products of wood, cork, straw and plaiting materials	14	-	-	-
C181	Printing and service activities related to printing	145	-	-	-
C192	Manufacture of refined petroleum products	S	S	S	S
C201	Manufacture of basic chemicals	9	-	-	-
C202	Manufacture of other chemical products, n.e.c.	S	S	S	S
C210	Manufacture of pharmaceuticals, medicinal chemical and botanical products	7	-	-	-
C221	Manufacture of rubber products	3	-	-	-
C222	Manufacture of plastics products	21	-	-	-
C231	Manufacture of glass and glass products	4	-	-	-
C239	Manufacture of non-metallic mineral products, n.e.c.	99	-	-	-
C241	Manufacture of basic iron and steel	14	-	-	-
C243	Casting of metals	5	-	-	-
C251	Manufacture of structural metal products, tanks, reservoirs and steam generators	17	-	-	-
C259	Manufacture of other fabricated metal products; metal working service activities	33	-	-	-
C265	Manufacture of measuring, testing, navigating and control equipment; watches and clocks	S	S	S	S

Table 6.1 Number of Establishments and Capital Expenditures for Directly Imported Tangible Fixed Assets for Manufacturing Establishments by Region and Industry Group: Philippines, 2018

(Values are in thousand PhP, except number of establishments. Details may not add-up to total due to rounding and/or statistical disclosure control.)

Continued

2009 PSIC Code	Region / Industry Description	Number of Establishments	Directly Imported Tangible Fixed Assets		
			Total	Transport Equipment	ICT Machinery and Equipment
		(1)	(2)	(3)	(4)
C267	Manufacture of optical instruments and photographic equipment	S	S	S	S
C282	Manufacture of special purpose machinery	3	-	-	-
C293	Manufacture of parts and accessories for motor vehicles	3	-	-	-
C310	Manufacture of furniture	12	-	-	-
C321	Manufacture of jewelry, bijouterie and related articles	5	-	-	-
C329	Other manufacturing, n.e.c.	11	-	-	-
C331	Repair of fabricated metal products, machinery and equipment	16	-	-	-
	VII - Central Visayas	2,347	36,068	-	152
C101	Processing and preserving of meat	27	-	-	-
C102	Processing and preserving of fish, crustaceans and mollusks	34	-	-	-
C103	Processing and preserving of fruits and vegetables	21	-	-	-
C104	Manufacture of vegetable and animal oils and fats	14	-	-	-
C105	Manufacture of dairy products	6	-	-	-
C106	Manufacture of grain mill products, starches and starch products	71	-	-	-
C107	Manufacture of other food products	758	-	-	-
C108	Manufacture of prepared animal feeds	19	-	-	-
C110	Manufacture of beverages	247	-	-	-
C131	Spinning, weaving and finishing of textiles	4	-	-	-
C139	Manufacture of other textiles	13	-	-	-
C141	Manufacture of wearing apparel, except fur apparel	53	-	-	-
C142	Custom tailoring and dressmaking	50	-	-	-
C151	Tanning and dressing of leather; manufacture of luggage and handbags	S	S	S	S
C152	Manufacture of footwear	16	-	-	-
C161	Sawmilling and planing of wood	8	-	-	-
C162	Manufacture of products of wood, cork, straw and plaiting materials	15	-	-	-
C170	Manufacture of paper and paper products	19	-	-	-
C181	Printing and service activities related to printing	268	-	-	-
C201	Manufacture of basic chemicals	18	-	-	-
C202	Manufacture of other chemical products, n.e.c.	36	-	-	-

Table 6.1 Number of Establishments and Capital Expenditures for Directly Imported Tangible Fixed Assets for Manufacturing Establishments by Region and Industry Group: Philippines, 2018

(Values are in thousand PhP, except number of establishments. Details may not add-up to total due to rounding and/or statistical disclosure control.)

Continued

2009 PSIC Code	Region / Industry Description	Number of Establishments	Directly Imported Tangible Fixed Assets		
			Total	Transport Equipment	ICT Machinery and Equipment
		(1)	(2)	(3)	(4)
C210	Manufacture of pharmaceuticals, medicinal chemical and botanical products	4	-	-	-
C221	Manufacture of rubber products	7	-	-	-
C222	Manufacture of plastics products	71	5,308	-	-
C231	Manufacture of glass and glass products	7	-	-	-
C239	Manufacture of non-metallic mineral products, n.e.c.	45	-	-	-
C241	Manufacture of basic iron and steel	29	853	-	-
C242	Manufacture of basic precious and other non-ferrous metals	S	S	S	S
C243	Casting of metals	8	-	-	-
C251	Manufacture of structural metal products, tanks, reservoirs and steam generators	10	-	-	-
C252	Manufacture of weapons and ammunition	S	S	S	S
C259	Manufacture of other fabricated metal products; metal working service activities	50	-	-	-
C261	Manufacture of electronic components	10	-	-	-
C262	Manufacture of computers and peripheral equipment and accessories	S	S	S	S
C263	Manufacture of communication equipment	S	S	S	S
C264	Manufacture of consumer electronics	3	8,780	-	152
C265	Manufacture of measuring, testing, navigating and control equipment; watches and clocks	5	-	-	-
C267	Manufacture of optical instruments and photographic equipment	12	733	-	-
C271	Manufacture of electric motors, generators, transformers and electricity distribution and control apparatus	7	-	-	-
C273	Manufacture of wiring and wiring devices	S	S	S	S
C274	Manufacture of electric lighting equipment	4	-	-	-
C275	Manufacture of domestic appliances	S	S	S	S
C279	Manufacture of other electrical equipment	S	S	S	S
C281	Manufacture of general purpose machinery	5	-	-	-
C282	Manufacture of special purpose machinery	5	-	-	-
C291	Manufacture of motor vehicles	10	-	-	-
C293	Manufacture of parts and accessories for motor vehicles	8	-	-	-
C301	Building of ships and boats	13	-	-	-
C309	Manufacture of transport equipment, n.e.c.	3	-	-	-
C310	Manufacture of furniture	173	-	-	-
C321	Manufacture of jewelry, bijouterie and related articles	37	-	-	-

Table 6.1 Number of Establishments and Capital Expenditures for Directly Imported Tangible Fixed Assets for Manufacturing Establishments by Region and Industry Group: Philippines, 2018

(Values are in thousand PhP, except number of establishments. Details may not add-up to total due to rounding and/or statistical disclosure control.)

Continued

2009 PSIC Code	Region / Industry Description	Number of Establishments	Directly Imported Tangible Fixed Assets		
			Total	Transport Equipment	ICT Machinery and Equipment
		(1)	(2)	(3)	(4)
C322	Manufacture of musical instruments	S	S	S	S
C323	Manufacture of sports goods	S	S	S	S
C324	Manufacture of games and toys	S	S	S	S
C325	Manufacture of medical and dental instruments and supplies	15	20,393	-	-
C329	Other manufacturing, n.e.c.	24	-	-	-
C331	Repair of fabricated metal products, machinery and equipment	66	-	-	-
	VIII - Eastern Visayas	1,415	-	-	-
C101	Processing and preserving of meat	S	S	S	S
C102	Processing and preserving of fish, crustaceans and mollusks	8	-	-	-
C103	Processing and preserving of fruits and vegetables	5	-	-	-
C104	Manufacture of vegetable and animal oils and fats	7	-	-	-
C105	Manufacture of dairy products	S	S	S	S
C106	Manufacture of grain mill products, starches and starch products	100	-	-	-
C107	Manufacture of other food products	646	-	-	-
C110	Manufacture of beverages	365	-	-	-
C131	Spinning, weaving and finishing of textiles	4	-	-	-
C139	Manufacture of other textiles	S	S	S	S
C141	Manufacture of wearing apparel, except fur apparel	8	-	-	-
C142	Custom tailoring and dressmaking	34	-	-	-
C162	Manufacture of products of wood, cork, straw and plaiting materials	13	-	-	-
C170	Manufacture of paper and paper products	7	-	-	-
C181	Printing and service activities related to printing	76	-	-	-
C201	Manufacture of basic chemicals	7	-	-	-
C210	Manufacture of pharmaceuticals, medicinal chemical and botanical products	S	S	S	S
C222	Manufacture of plastics products	9	-	-	-
C231	Manufacture of glass and glass products	6	-	-	-
C239	Manufacture of non-metallic mineral products, n.e.c.	38	-	-	-
C241	Manufacture of basic iron and steel	3	-	-	-
C242	Manufacture of basic precious and other non-ferrous metals	S	S	S	S
C243	Casting of metals	S	S	S	S
C251	Manufacture of structural metal products, tanks, reservoirs and steam generators	5	-	-	-

Table 6.1 Number of Establishments and Capital Expenditures for Directly Imported Tangible Fixed Assets for Manufacturing Establishments by Region and Industry Group: Philippines, 2018

(Values are in thousand PhP, except number of establishments. Details may not add-up to total due to rounding and/or statistical disclosure control.)

Continued

2009 PSIC Code	Region / Industry Description	Number of Establishments	Directly Imported Tangible Fixed Assets		
			Total	Transport Equipment	ICT Machinery and Equipment
		(1)	(2)	(3)	(4)
C259	Manufacture of other fabricated metal products; metal working service activities	38	-	-	-
C273	Manufacture of wiring and wiring devices	S	S	S	S
C282	Manufacture of special purpose machinery	S	S	S	S
C310	Manufacture of furniture	4	-	-	-
C321	Manufacture of jewelry, bijouterie and related articles	5	-	-	-
C329	Other manufacturing, n.e.c.	12	-	-	-
C331	Repair of fabricated metal products, machinery and equipment	6	-	-	-
	IX - Zamboanga Peninsula	1,278	-	-	-
C101	Processing and preserving of meat	12	-	-	-
C102	Processing and preserving of fish, crustaceans and mollusks	29	-	-	-
C104	Manufacture of vegetable and animal oils and fats	6	-	-	-
C105	Manufacture of dairy products	4	-	-	-
C106	Manufacture of grain mill products, starches and starch products	133	-	-	-
C107	Manufacture of other food products	649	-	-	-
C108	Manufacture of prepared animal feeds	S	S	S	S
C110	Manufacture of beverages	151	-	-	-
C139	Manufacture of other textiles	S	S	S	S
C142	Custom tailoring and dressmaking	37	-	-	-
C161	Sawmilling and planing of wood	4	-	-	-
C162	Manufacture of products of wood, cork, straw and plaiting materials	S	S	S	S
C181	Printing and service activities related to printing	81	-	-	-
C221	Manufacture of rubber products	5	-	-	-
C222	Manufacture of plastics products	8	-	-	-
C231	Manufacture of glass and glass products	4	-	-	-
C239	Manufacture of non-metallic mineral products, n.e.c.	36	-	-	-
C241	Manufacture of basic iron and steel	5	-	-	-
C251	Manufacture of structural metal products, tanks, reservoirs and steam generators	12	-	-	-
C259	Manufacture of other fabricated metal products; metal working service activities	23	-	-	-
C310	Manufacture of furniture	26	-	-	-
C321	Manufacture of jewelry, bijouterie and related articles	S	S	S	S
C329	Other manufacturing, n.e.c.	4	-	-	-
C331	Repair of fabricated metal products, machinery and equipment	44	-	-	-

Table 6.1 Number of Establishments and Capital Expenditures for Directly Imported Tangible Fixed Assets for Manufacturing Establishments by Region and Industry Group: Philippines, 2018

(Values are in thousand PhP, except number of establishments. Details may not add-up to total due to rounding and/or statistical disclosure control.)

Continued

2009 PSIC Code	Region / Industry Description	Number of Establishments	Directly Imported Tangible Fixed Assets		
			Total	Transport Equipment	ICT Machinery and Equipment
		(1)	(2)	(3)	(4)
	X - Northern Mindanao	1,124	862	-	-
C101	Processing and preserving of meat	23	-	-	-
C102	Processing and preserving of fish, crustaceans and mollusks	S	S	S	S
C103	Processing and preserving of fruits and vegetables	15	-	-	-
C104	Manufacture of vegetable and animal oils and fats	9	-	-	-
C105	Manufacture of dairy products	6	-	-	-
C106	Manufacture of grain mill products, starches and starch products	36	-	-	-
C107	Manufacture of other food products	409	862	-	-
C108	Manufacture of prepared animal feeds	7	-	-	-
C110	Manufacture of beverages	182	-	-	-
C131	Spinning, weaving and finishing of textiles	3	-	-	-
C139	Manufacture of other textiles	5	-	-	-
C141	Manufacture of wearing apparel, except fur apparel	10	-	-	-
C142	Custom tailoring and dressmaking	43	-	-	-
C152	Manufacture of footwear	4	-	-	-
C161	Sawmilling and planing of wood	15	-	-	-
C162	Manufacture of products of wood, cork, straw and plaiting materials	14	-	-	-
C170	Manufacture of paper and paper products	6	-	-	-
C181	Printing and service activities related to printing	92	-	-	-
C192	Manufacture of refined petroleum products	3	-	-	-
C201	Manufacture of basic chemicals	11	-	-	-
C202	Manufacture of other chemical products, n.e.c.	4	-	-	-
C210	Manufacture of pharmaceuticals, medicinal chemical and botanical products	S	S	S	S
C221	Manufacture of rubber products	S	S	S	S
C222	Manufacture of plastics products	22	-	-	-
C231	Manufacture of glass and glass products	3	-	-	-
C239	Manufacture of non-metallic mineral products, n.e.c.	38	-	-	-
C241	Manufacture of basic iron and steel	10	-	-	-
C243	Casting of metals	3	-	-	-
C251	Manufacture of structural metal products, tanks, reservoirs and steam generators	26	-	-	-
C259	Manufacture of other fabricated metal products; metal working service activities	17	-	-	-
C264	Manufacture of consumer electronics	S	S	S	S

Table 6.1 Number of Establishments and Capital Expenditures for Directly Imported Tangible Fixed Assets for Manufacturing Establishments by Region and Industry Group: Philippines, 2018

(Values are in thousand PhP, except number of establishments. Details may not add-up to total due to rounding and/or statistical disclosure control.)

Continued

2009 PSIC Code	Region / Industry Description	Number of Establishments	Directly Imported Tangible Fixed Assets		
			Total	Transport Equipment	ICT Machinery and Equipment
		(1)	(2)	(3)	(4)
C271	Manufacture of electric motors, generators, transformers and electricity distribution and control apparatus	S	S	S	S
C281	Manufacture of general purpose machinery	S	S	S	S
C282	Manufacture of special purpose machinery	S	S	S	S
C291	Manufacture of motor vehicles	3	-	-	-
C293	Manufacture of parts and accessories for motor vehicles	3	-	-	-
C310	Manufacture of furniture	39	-	-	-
C321	Manufacture of jewelry, bijouterie and related articles	S	S	S	S
C324	Manufacture of games and toys	S	S	S	S
C329	Other manufacturing, n.e.c.	S	S	S	S
C331	Repair of fabricated metal products, machinery and equipment	49	-	-	-
XI - Davao Region		1,478	193,924	-	-
C101	Processing and preserving of meat	13	-	-	-
C102	Processing and preserving of fish, crustaceans and mollusks	5	-	-	-
C103	Processing and preserving of fruits and vegetables	13	-	-	-
C104	Manufacture of vegetable and animal oils and fats	17	-	-	-
C105	Manufacture of dairy products	5	-	-	-
C106	Manufacture of grain mill products, starches and starch products	131	-	-	-
C107	Manufacture of other food products	430	-	-	-
C108	Manufacture of prepared animal feeds	7	152,835	-	-
C110	Manufacture of beverages	270	41,090	-	-
C120	Manufacture of tobacco products	S	S	S	S
C139	Manufacture of other textiles	19	-	-	-
C141	Manufacture of wearing apparel, except fur apparel	23	-	-	-
C142	Custom tailoring and dressmaking	41	-	-	-
C152	Manufacture of footwear	5	-	-	-
C161	Sawmilling and planing of wood	3	-	-	-
C162	Manufacture of products of wood, cork, straw and plaiting materials	31	-	-	-
C170	Manufacture of paper and paper products	15	-	-	-
C181	Printing and service activities related to printing	123	-	-	-
C192	Manufacture of refined petroleum products	S	S	S	S
C201	Manufacture of basic chemicals	22	-	-	-

Table 6.1 Number of Establishments and Capital Expenditures for Directly Imported Tangible Fixed Assets for Manufacturing Establishments by Region and Industry Group: Philippines, 2018

(Values are in thousand PhP, except number of establishments. Details may not add-up to total due to rounding and/or statistical disclosure control.)

Continued

2009 PSIC Code	Region / Industry Description	Number of Establishments	Directly Imported Tangible Fixed Assets		
			Total	Transport Equipment	ICT Machinery and Equipment
		(1)	(2)	(3)	(4)
C202	Manufacture of other chemical products, n.e.c.	8	-	-	-
C210	Manufacture of pharmaceuticals, medicinal chemical and botanical products	8	-	-	-
C221	Manufacture of rubber products	4	-	-	-
C222	Manufacture of plastics products	42	-	-	-
C231	Manufacture of glass and glass products	4	-	-	-
C239	Manufacture of non-metallic mineral products, n.e.c.	46	-	-	-
C241	Manufacture of basic iron and steel	11	-	-	-
C242	Manufacture of basic precious and other non-ferrous metals	3	-	-	-
C243	Casting of metals	S	S	S	S
C251	Manufacture of structural metal products, tanks, reservoirs and steam generators	15	-	-	-
C252	Manufacture of weapons and ammunition	S	S	S	S
C259	Manufacture of other fabricated metal products; metal working service activities	10	-	-	-
C265	Manufacture of measuring, testing, navigating and control equipment; watches and clocks	S	S	S	S
C271	Manufacture of electric motors, generators, transformers and electricity distribution and control apparatus	S	S	S	S
C275	Manufacture of domestic appliances	3	-	-	-
C281	Manufacture of general purpose machinery	4	-	-	-
C282	Manufacture of special purpose machinery	26	-	-	-
C291	Manufacture of motor vehicles	S	S	S	S
C293	Manufacture of parts and accessories for motor vehicles	3	-	-	-
C301	Building of ships and boats	S	S	S	S
C310	Manufacture of furniture	48	-	-	-
C321	Manufacture of jewelry, bijouterie and related articles	5	-	-	-
C329	Other manufacturing, n.e.c.	11	-	-	-
C331	Repair of fabricated metal products, machinery and equipment	44	-	-	-
	XII - SOCCSKSARGEN	1,220	-	-	-
C101	Processing and preserving of meat	6	-	-	-
C102	Processing and preserving of fish, crustaceans and mollusks	24	-	-	-
C103	Processing and preserving of fruits and vegetables	S	S	S	S

Table 6.1 Number of Establishments and Capital Expenditures for Directly Imported Tangible Fixed Assets for Manufacturing Establishments by Region and Industry Group: Philippines, 2018

(Values are in thousand PhP, except number of establishments. Details may not add-up to total due to rounding and/or statistical disclosure control.)

Continued

2009 PSIC Code	Region / Industry Description	Number of Establishments	Directly Imported Tangible Fixed Assets		
			Total	Transport Equipment	ICT Machinery and Equipment
		(1)	(2)	(3)	(4)
C104	Manufacture of vegetable and animal oils and fats	7	-	-	-
C105	Manufacture of dairy products	3	-	-	-
C106	Manufacture of grain mill products, starches and starch products	180	-	-	-
C107	Manufacture of other food products	390	-	-	-
C108	Manufacture of prepared animal feeds	3	-	-	-
C110	Manufacture of beverages	250	-	-	-
C131	Spinning, weaving and finishing of textiles	6	-	-	-
C139	Manufacture of other textiles	3	-	-	-
C141	Manufacture of wearing apparel, except fur apparel	13	-	-	-
C142	Custom tailoring and dressmaking	51	-	-	-
C161	Sawmilling and planing of wood	7	-	-	-
C162	Manufacture of products of wood, cork, straw and plaiting materials	8	-	-	-
C170	Manufacture of paper and paper products	4	-	-	-
C181	Printing and service activities related to printing	107	-	-	-
C192	Manufacture of refined petroleum products	S	S	S	S
C201	Manufacture of basic chemicals	10	-	-	-
C202	Manufacture of other chemical products, n.e.c.	S	S	S	S
C221	Manufacture of rubber products	S	S	S	S
C222	Manufacture of plastics products	S	S	S	S
C231	Manufacture of glass and glass products	S	S	S	S
C239	Manufacture of non-metallic mineral products, n.e.c.	32	-	-	-
C241	Manufacture of basic iron and steel	12	-	-	-
C243	Casting of metals	S	S	S	S
C251	Manufacture of structural metal products, tanks, reservoirs and steam generators	13	-	-	-
C259	Manufacture of other fabricated metal products; metal working service activities	42	-	-	-
C301	Building of ships and boats	S	S	S	S
C310	Manufacture of furniture	10	-	-	-
C323	Manufacture of sports goods	S	S	S	S
C331	Repair of fabricated metal products, machinery and equipment	29	-	-	-
	XIII - Caraga	1,050	-	-	-
C101	Processing and preserving of meat	9	-	-	-
C102	Processing and preserving of fish, crustaceans and mollusks	S	S	S	S
C103	Processing and preserving of fruits and vegetables	S	S	S	S

Table 6.1 Number of Establishments and Capital Expenditures for Directly Imported Tangible Fixed Assets for Manufacturing Establishments by Region and Industry Group: Philippines, 2018

(Values are in thousand PhP, except number of establishments. Details may not add-up to total due to rounding and/or statistical disclosure control.)

Continued

2009 PSIC Code	Region / Industry Description	Number of Establishments	Directly Imported Tangible Fixed Assets		
			Total	Transport Equipment	ICT Machinery and Equipment
			(1)	(2)	(3)
C104	Manufacture of vegetable and animal oils and fats	5	-	-	-
C106	Manufacture of grain mill products, starches and starch products	46	-	-	-
C107	Manufacture of other food products	498	-	-	-
C108	Manufacture of prepared animal feeds	4	-	-	-
C110	Manufacture of beverages	167	-	-	-
C139	Manufacture of other textiles	3	-	-	-
C141	Manufacture of wearing apparel, except fur apparel	3	-	-	-
C142	Custom tailoring and dressmaking	22	-	-	-
C161	Sawmilling and planing of wood	7	-	-	-
C162	Manufacture of products of wood, cork, straw and plaiting materials	10	-	-	-
C181	Printing and service activities related to printing	86	-	-	-
C201	Manufacture of basic chemicals	S	S	S	S
C202	Manufacture of other chemical products, n.e.c.	13	-	-	-
C231	Manufacture of glass and glass products	S	S	S	S
C239	Manufacture of non-metallic mineral products, n.e.c.	35	-	-	-
C241	Manufacture of basic iron and steel	3	-	-	-
C242	Manufacture of basic precious and other non-ferrous metals	S	S	S	S
C259	Manufacture of other fabricated metal products; metal working service activities	32	-	-	-
C275	Manufacture of domestic appliances	3	-	-	-
C301	Building of ships and boats	S	S	S	S
C309	Manufacture of transport equipment, n.e.c.	7	-	-	-
C310	Manufacture of furniture	29	-	-	-
C321	Manufacture of jewelry, bijouterie and related articles	9	-	-	-
C324	Manufacture of games and toys	3	-	-	-
C329	Other manufacturing, n.e.c.	12	-	-	-
C331	Repair of fabricated metal products, machinery and equipment	34	-	-	-
	Autonomous Region in Muslim Mindanao	343	-	-	-
C104	Manufacture of vegetable and animal oils and fats	S	S	S	S
C106	Manufacture of grain mill products, starches and starch products	46	-	-	-
C107	Manufacture of other food products	83	-	-	-
C108	Manufacture of prepared animal feeds	3	-	-	-

Table 6.1 Number of Establishments and Capital Expenditures for Directly Imported Tangible Fixed Assets for Manufacturing Establishments by Region and Industry Group: Philippines, 2018

(Values are in thousand PhP, except number of establishments. Details may not add-up to total due to rounding and/or statistical disclosure control.)

Continued

2009 PSIC Code	Region / Industry Description	Number of Establishments	Directly Imported Tangible Fixed Assets		
			Total	Transport Equipment	ICT Machinery and Equipment
		(1)	(2)	(3)	(4)
C110	Manufacture of beverages	124	-	-	-
C142	Custom tailoring and dressmaking	22	-	-	-
C181	Printing and service activities related to printing	46	-	-	-
C221	Manufacture of rubber products	S	S	S	S
C239	Manufacture of non-metallic mineral products, n.e.c.	7	-	-	-
C251	Manufacture of structural metal products, tanks, reservoirs and steam generators	5	-	-	-
C310	Manufacture of furniture	5	-	-	-

Table 6.1 Number of Establishments and Capital Expenditures for Directly Imported Tangible Fixed Assets for Manufacturing Establishments by Region and Industry Group: Philippines, 2018

(Values are in thousand PhP, except number of establishments. Details may not add-up to total due to rounding and/or statistical disclosure control.)

Continued

2009 PSIC Code	Region / Industry Description	Directly Imported Tangible Fixed Assets				
		Specialized Industrial Machineries	General Industrial Machinery and Equipment	Other Machinery and Equipment	Valuables	Other Tangible Fixed Assets
		(5)	(6)	(7)	(8)	(9)
	Philippines	1,533,018	1,221,452	94,863	-	92,637
C101	Processing and preserving of meat	-	-	-	-	-
C102	Processing and preserving of fish, crustaceans and mollusks	-	-	-	-	-
C103	Processing and preserving of fruits and vegetables	-	-	-	-	-
C104	Manufacture of vegetable and animal oils and fats	-	-	-	-	-
C105	Manufacture of dairy products	-	-	-	-	-
C106	Manufacture of grain mill products, starches and starch products	42,941	-	11,798	-	12,380
C107	Manufacture of other food products	-	63,364	-	-	4,098
C108	Manufacture of prepared animal feeds	131,592	7,996	26,865	-	28,189
C110	Manufacture of beverages	-	124,199	-	-	-
C120	Manufacture of tobacco products	-	-	-	-	-
C131	Spinning, weaving and finishing of textiles	-	-	-	-	-
C139	Manufacture of other textiles	-	-	-	-	-
C141	Manufacture of wearing apparel, except fur apparel	-	20,179	-	-	110
C142	Custom tailoring and dressmaking	-	-	-	-	-
C143	Manufacture of knitted and crocheted apparel	-	-	-	-	-
C151	Tanning and dressing of leather; manufacture of luggage and handbags	-	-	-	-	-
C152	Manufacture of footwear	581	11	-	-	-
C161	Sawmilling and planing of wood	-	-	-	-	-
C162	Manufacture of products of wood, cork, straw and plaiting materials	-	-	-	-	-
C170	Manufacture of paper and paper products	30,939	159,966	-	-	-
C181	Printing and service activities related to printing	988	26	-	-	-
C182	Reproduction of recorded media	-	-	-	-	-
C192	Manufacture of refined petroleum products	-	-	-	-	-
C199	Manufacture of other fuel products	-	-	-	-	-
C201	Manufacture of basic chemicals	-	-	-	-	-
C202	Manufacture of other chemical products, n.e.c.	-	342	991	-	387
C203	Manufacture of man-made fibers	S	S	S	S	S
C210	Manufacture of pharmaceuticals, medicinal chemical and botanical products	-	-	-	-	-
C221	Manufacture of rubber products	-	-	-	-	-
C222	Manufacture of plastics products	33,435	98,583	-	-	871
C231	Manufacture of glass and glass products	-	-	-	-	-

Table 6.1 Number of Establishments and Capital Expenditures for Directly Imported Tangible Fixed Assets for Manufacturing Establishments by Region and Industry Group: Philippines, 2018

(Values are in thousand PhP, except number of establishments. Details may not add-up to total due to rounding and/or statistical disclosure control.)

Continued

2009 PSIC Code	Region / Industry Description	Directly Imported Tangible Fixed Assets				
		Specialized Industrial Machineries	General Industrial Machinery and Equipment	Other Machinery and Equipment	Valuables	Other Tangible Fixed Assets
		(5)	(6)	(7)	(8)	(9)
C239	Manufacture of non-metallic mineral products, n.e.c.	-	-	-	-	-
C241	Manufacture of basic iron and steel	-	853	-	-	-
C242	Manufacture of basic precious and other non-ferrous metals	-	-	-	-	-
C243	Casting of metals	-	-	-	-	-
C251	Manufacture of structural metal products, tanks, reservoirs and steam generators	23,515	-	-	-	-
C252	Manufacture of weapons and ammunition	-	-	-	-	-
C259	Manufacture of other fabricated metal products; metal working service activities	57,800	5,055	-	-	-
C261	Manufacture of electronic components	780,692	47,147	3,155	-	30,142
C262	Manufacture of computers and peripheral equipment and accessories	-	-	-	-	-
C263	Manufacture of communication equipment	-	-	-	-	-
C264	Manufacture of consumer electronics	8,628	236,021	-	-	1,229
C265	Manufacture of measuring, testing, navigating and control equipment; watches and clocks	-	-	-	-	-
C267	Manufacture of optical instruments and photographic equipment	-	-	733	-	-
C271	Manufacture of electric motors, generators, transformers and electricity distribution and control apparatus	-	-	-	-	-
C272	Manufacture of batteries and accumulators	-	-	-	-	-
C273	Manufacture of wiring and wiring devices	-	49,639	-	-	-
C274	Manufacture of electric lighting equipment	-	-	-	-	-
C275	Manufacture of domestic appliances	-	-	-	-	-
C279	Manufacture of other electrical equipment	-	-	-	-	-
C281	Manufacture of general purpose machinery	-	3,002	-	-	-
C282	Manufacture of special purpose machinery	8,178	-	-	-	-
C291	Manufacture of motor vehicles	-	-	-	-	-
C292	Manufacture of bodies (coachwork) for motor vehicles; manufacture of trailers and semi-trailers	-	-	-	-	-
C293	Manufacture of parts and accessories for motor vehicles	-	386,505	-	-	-
C301	Building of ships and boats	-	16,750	-	-	1,322
C302	Manufacture of railway locomotive and rolling stock	S	S	S	S	S
C303	Manufacture of air and spacecraft and related machinery	394,389	-	-	-	-
C309	Manufacture of transport equipment, n.e.c.	762	-	-	-	793

Table 6.1 Number of Establishments and Capital Expenditures for Directly Imported Tangible Fixed Assets for Manufacturing Establishments by Region and Industry Group: Philippines, 2018

(Values are in thousand PhP, except number of establishments. Details may not add-up to total due to rounding and/or statistical disclosure control.)

Continued

2009 PSIC Code	Region / Industry Description	Directly Imported Tangible Fixed Assets				
		Specialized Industrial Machineries	General Industrial Machinery and Equipment	Other Machinery and Equipment	Valuables	Other Tangible Fixed Assets
		(5)	(6)	(7)	(8)	(9)
C310	Manufacture of furniture	-	-	-	-	-
C321	Manufacture of jewelry, bijouterie and related articles	-	-	-	-	-
C322	Manufacture of musical instruments	-	-	-	-	-
C323	Manufacture of sports goods	-	-	-	-	-
C324	Manufacture of games and toys	-	-	-	-	-
C325	Manufacture of medical and dental instruments and supplies	18,580	1,813	51,322	-	13,116
C329	Other manufacturing, n.e.c.	-	-	-	-	-
C331	Repair of fabricated metal products, machinery and equipment	-	-	-	-	-
C332	Installation of industrial machinery and equipment	-	-	-	-	-
	National Capital Region	112,173	26	11,798	-	12,380
C101	Processing and preserving of meat	-	-	-	-	-
C102	Processing and preserving of fish, crustaceans and mollusks	-	-	-	-	-
C103	Processing and preserving of fruits and vegetables	-	-	-	-	-
C104	Manufacture of vegetable and animal oils and fats	-	-	-	-	-
C105	Manufacture of dairy products	-	-	-	-	-
C106	Manufacture of grain mill products, starches and starch products	42,941	-	11,798	-	12,380
C107	Manufacture of other food products	-	-	-	-	-
C108	Manufacture of prepared animal feeds	-	-	-	-	-
C110	Manufacture of beverages	-	-	-	-	-
C120	Manufacture of tobacco products	-	-	-	-	-
C131	Spinning, weaving and finishing of textiles	-	-	-	-	-
C139	Manufacture of other textiles	-	-	-	-	-
C141	Manufacture of wearing apparel, except fur apparel	-	-	-	-	-
C142	Custom tailoring and dressmaking	-	-	-	-	-
C143	Manufacture of knitted and crocheted apparel	-	-	-	-	-
C151	Tanning and dressing of leather; manufacture of luggage and handbags	-	-	-	-	-
C152	Manufacture of footwear	-	-	-	-	-
C161	Sawmilling and planing of wood	-	-	-	-	-
C162	Manufacture of products of wood, cork, straw and plaiting materials	-	-	-	-	-
C170	Manufacture of paper and paper products	23,354	-	-	-	-
C181	Printing and service activities related to printing	988	26	-	-	-

Table 6.1 Number of Establishments and Capital Expenditures for Directly Imported Tangible Fixed Assets for Manufacturing Establishments by Region and Industry Group: Philippines, 2018

(Values are in thousand PhP, except number of establishments. Details may not add-up to total due to rounding and/or statistical disclosure control.)

Continued

2009 PSIC Code	Region / Industry Description	Directly Imported Tangible Fixed Assets				
		Specialized Industrial Machineries	General Industrial Machinery and Equipment	Other Machinery and Equipment	Valuables	Other Tangible Fixed Assets
		(5)	(6)	(7)	(8)	(9)
C192	Manufacture of refined petroleum products	-	-	-	-	-
C199	Manufacture of other fuel products	S	S	S	S	S
C201	Manufacture of basic chemicals	-	-	-	-	-
C202	Manufacture of other chemical products, n.e.c.	-	-	-	-	-
C203	Manufacture of man-made fibers	S	S	S	S	S
C210	Manufacture of pharmaceuticals, medicinal chemical and botanical products	-	-	-	-	-
C221	Manufacture of rubber products	-	-	-	-	-
C222	Manufacture of plastics products	16,985	-	-	-	-
C231	Manufacture of glass and glass products	-	-	-	-	-
C239	Manufacture of non-metallic mineral products, n.e.c.	-	-	-	-	-
C241	Manufacture of basic iron and steel	-	-	-	-	-
C242	Manufacture of basic precious and other non-ferrous metals	-	-	-	-	-
C243	Casting of metals	-	-	-	-	-
C251	Manufacture of structural metal products, tanks, reservoirs and steam generators	-	-	-	-	-
C252	Manufacture of weapons and ammunition	-	-	-	-	-
C259	Manufacture of other fabricated metal products; metal working service activities	27,905	-	-	-	-
C261	Manufacture of electronic components	-	-	-	-	-
C262	Manufacture of computers and peripheral equipment and accessories	S	S	S	S	S
C264	Manufacture of consumer electronics	-	-	-	-	-
C265	Manufacture of measuring, testing, navigating and control equipment; watches and clocks	-	-	-	-	-
C267	Manufacture of optical instruments and photographic equipment	S	S	S	S	S
C271	Manufacture of electric motors, generators, transformers and electricity distribution and control apparatus	-	-	-	-	-
C272	Manufacture of batteries and accumulators	S	S	S	S	S
C273	Manufacture of wiring and wiring devices	-	-	-	-	-
C274	Manufacture of electric lighting equipment	-	-	-	-	-
C275	Manufacture of domestic appliances	-	-	-	-	-
C279	Manufacture of other electrical equipment	-	-	-	-	-
C281	Manufacture of general purpose machinery	-	-	-	-	-
C282	Manufacture of special purpose machinery	-	-	-	-	-

Table 6.1 Number of Establishments and Capital Expenditures for Directly Imported Tangible Fixed Assets for Manufacturing Establishments by Region and Industry Group: Philippines, 2018

(Values are in thousand PhP, except number of establishments. Details may not add-up to total due to rounding and/or statistical disclosure control.)

Continued

2009 PSIC Code	Region / Industry Description	Directly Imported Tangible Fixed Assets				
		Specialized Industrial Machineries	General Industrial Machinery and Equipment	Other Machinery and Equipment	Valuables	Other Tangible Fixed Assets
		(5)	(6)	(7)	(8)	(9)
C291	Manufacture of motor vehicles	-	-	-	-	-
C292	Manufacture of bodies (coachwork) for motor vehicles; manufacture of trailers and semi-trailers	-	-	-	-	-
C293	Manufacture of parts and accessories for motor vehicles	-	-	-	-	-
C301	Building of ships and boats	-	-	-	-	-
C303	Manufacture of air and spacecraft and related machinery	S	S	S	S	S
C309	Manufacture of transport equipment, n.e.c.	-	-	-	-	-
C310	Manufacture of furniture	-	-	-	-	-
C321	Manufacture of jewelry, bijouterie and related articles	-	-	-	-	-
C322	Manufacture of musical instruments	S	S	S	S	S
C323	Manufacture of sports goods	-	-	-	-	-
C324	Manufacture of games and toys	-	-	-	-	-
C325	Manufacture of medical and dental instruments and supplies	-	-	-	-	-
C329	Other manufacturing, n.e.c.	-	-	-	-	-
C331	Repair of fabricated metal products, machinery and equipment	-	-	-	-	-
C332	Installation of industrial machinery and equipment	-	-	-	-	-
	Cordillera Administrative Region	394,389	-	-	-	-
C101	Processing and preserving of meat	-	-	-	-	-
C102	Processing and preserving of fish, crustaceans and mollusks	-	-	-	-	-
C103	Processing and preserving of fruits and vegetables	-	-	-	-	-
C105	Manufacture of dairy products	S	S	S	S	S
C106	Manufacture of grain mill products, starches and starch products	-	-	-	-	-
C107	Manufacture of other food products	-	-	-	-	-
C110	Manufacture of beverages	-	-	-	-	-
C131	Spinning, weaving and finishing of textiles	-	-	-	-	-
C139	Manufacture of other textiles	-	-	-	-	-
C141	Manufacture of wearing apparel, except fur apparel	S	S	S	S	S
C142	Custom tailoring and dressmaking	-	-	-	-	-
C162	Manufacture of products of wood, cork, straw and plaiting materials	-	-	-	-	-
C181	Printing and service activities related to printing	-	-	-	-	-
C201	Manufacture of basic chemicals	-	-	-	-	-
C221	Manufacture of rubber products	-	-	-	-	-

Table 6.1 Number of Establishments and Capital Expenditures for Directly Imported Tangible Fixed Assets for Manufacturing Establishments by Region and Industry Group: Philippines, 2018

(Values are in thousand PhP, except number of establishments. Details may not add-up to total due to rounding and/or statistical disclosure control.)

Continued

2009 PSIC Code	Region / Industry Description	Directly Imported Tangible Fixed Assets				
		Specialized Industrial Machineries	General Industrial Machinery and Equipment	Other Machinery and Equipment	Valuables	Other Tangible Fixed Assets
		(5)	(6)	(7)	(8)	(9)
C222	Manufacture of plastics products	S	S	S	S	S
C231	Manufacture of glass and glass products	S	S	S	S	S
C239	Manufacture of non-metallic mineral products, n.e.c.	-	-	-	-	-
C241	Manufacture of basic iron and steel	-	-	-	-	-
C251	Manufacture of structural metal products, tanks, reservoirs and steam generators	-	-	-	-	-
C259	Manufacture of other fabricated metal products; metal working service activities	-	-	-	-	-
C261	Manufacture of electronic components	S	S	S	S	S
C303	Manufacture of air and spacecraft and related machinery	S	S	S	S	S
C310	Manufacture of furniture	-	-	-	-	-
C321	Manufacture of jewelry, bijouterie and related articles	S	S	S	S	S
	I - Ilocos Region	-	-	-	-	-
C101	Processing and preserving of meat	-	-	-	-	-
C102	Processing and preserving of fish, crustaceans and mollusks	-	-	-	-	-
C103	Processing and preserving of fruits and vegetables	-	-	-	-	-
C105	Manufacture of dairy products	S	S	S	S	S
C106	Manufacture of grain mill products, starches and starch products	-	-	-	-	-
C107	Manufacture of other food products	-	-	-	-	-
C108	Manufacture of prepared animal feeds	-	-	-	-	-
C110	Manufacture of beverages	-	-	-	-	-
C120	Manufacture of tobacco products	S	S	S	S	S
C131	Spinning, weaving and finishing of textiles	-	-	-	-	-
C141	Manufacture of wearing apparel, except fur apparel	-	-	-	-	-
C142	Custom tailoring and dressmaking	-	-	-	-	-
C152	Manufacture of footwear	-	-	-	-	-
C162	Manufacture of products of wood, cork, straw and plaiting materials	-	-	-	-	-
C170	Manufacture of paper and paper products	-	-	-	-	-
C181	Printing and service activities related to printing	-	-	-	-	-
C201	Manufacture of basic chemicals	-	-	-	-	-
C210	Manufacture of pharmaceuticals, medicinal chemical and botanical products	S	S	S	S	S
C221	Manufacture of rubber products	-	-	-	-	-
C231	Manufacture of glass and glass products	-	-	-	-	-

Table 6.1 Number of Establishments and Capital Expenditures for Directly Imported Tangible Fixed Assets for Manufacturing Establishments by Region and Industry Group: Philippines, 2018

(Values are in thousand PhP, except number of establishments. Details may not add-up to total due to rounding and/or statistical disclosure control.)

Continued

2009 PSIC Code	Region / Industry Description	Directly Imported Tangible Fixed Assets				
		Specialized Industrial Machineries	General Industrial Machinery and Equipment	Other Machinery and Equipment	Valuables	Other Tangible Fixed Assets
		(5)	(6)	(7)	(8)	(9)
C239	Manufacture of non-metallic mineral products, n.e.c.	-	-	-	-	-
C241	Manufacture of basic iron and steel	-	-	-	-	-
C251	Manufacture of structural metal products, tanks, reservoirs and steam generators	-	-	-	-	-
C259	Manufacture of other fabricated metal products; metal working service activities	-	-	-	-	-
C273	Manufacture of wiring and wiring devices	S	S	S	S	S
C282	Manufacture of special purpose machinery	S	S	S	S	S
C292	Manufacture of bodies (coachwork) for motor vehicles; manufacture of trailers and semi-trailers	-	-	-	-	-
C293	Manufacture of parts and accessories for motor vehicles	-	-	-	-	-
C309	Manufacture of transport equipment, n.e.c.	-	-	-	-	-
C321	Manufacture of jewelry, bijouterie and related articles	S	S	S	S	S
C324	Manufacture of games and toys	S	S	S	S	S
C329	Other manufacturing, n.e.c.	-	-	-	-	-
C331	Repair of fabricated metal products, machinery and equipment	-	-	-	-	-
	II - Cagayan Valley	-	-	-	-	-
C101	Processing and preserving of meat	-	-	-	-	-
C102	Processing and preserving of fish, crustaceans and mollusks	-	-	-	-	-
C103	Processing and preserving of fruits and vegetables	-	-	-	-	-
C104	Manufacture of vegetable and animal oils and fats	S	S	S	S	S
C105	Manufacture of dairy products	-	-	-	-	-
C106	Manufacture of grain mill products, starches and starch products	-	-	-	-	-
C107	Manufacture of other food products	-	-	-	-	-
C108	Manufacture of prepared animal feeds	-	-	-	-	-
C110	Manufacture of beverages	-	-	-	-	-
C120	Manufacture of tobacco products	-	-	-	-	-
C131	Spinning, weaving and finishing of textiles	-	-	-	-	-
C139	Manufacture of other textiles	-	-	-	-	-
C142	Custom tailoring and dressmaking	-	-	-	-	-
C151	Tanning and dressing of leather; manufacture of luggage and handbags	-	-	-	-	-
C162	Manufacture of products of wood, cork, straw and plaiting materials	-	-	-	-	-

Table 6.1 Number of Establishments and Capital Expenditures for Directly Imported Tangible Fixed Assets for Manufacturing Establishments by Region and Industry Group: Philippines, 2018

(Values are in thousand PhP, except number of establishments. Details may not add-up to total due to rounding and/or statistical disclosure control.)

Continued

2009 PSIC Code	Region / Industry Description	Directly Imported Tangible Fixed Assets				
		Specialized Industrial Machineries	General Industrial Machinery and Equipment	Other Machinery and Equipment	Valuables	Other Tangible Fixed Assets
		(5)	(6)	(7)	(8)	(9)
C181	Printing and service activities related to printing	-	-	-	-	-
C182	Reproduction of recorded media	-	-	-	-	-
C199	Manufacture of other fuel products	S	S	S	S	S
C201	Manufacture of basic chemicals	S	S	S	S	S
C222	Manufacture of plastics products	-	-	-	-	-
C239	Manufacture of non-metallic mineral products, n.e.c.	-	-	-	-	-
C241	Manufacture of basic iron and steel	-	-	-	-	-
C251	Manufacture of structural metal products, tanks, reservoirs and steam generators	-	-	-	-	-
C252	Manufacture of weapons and ammunition	S	S	S	S	S
C259	Manufacture of other fabricated metal products; metal working service activities	-	-	-	-	-
C279	Manufacture of other electrical equipment	-	-	-	-	-
C282	Manufacture of special purpose machinery	-	-	-	-	-
C310	Manufacture of furniture	-	-	-	-	-
C321	Manufacture of jewelry, bijouterie and related articles	-	-	-	-	-
C329	Other manufacturing, n.e.c.	S	S	S	S	S
C331	Repair of fabricated metal products, machinery and equipment	-	-	-	-	-
	III - Central Luzon	288,124	539,636	991	-	28,089
C101	Processing and preserving of meat	-	-	-	-	-
C102	Processing and preserving of fish, crustaceans and mollusks	-	-	-	-	-
C103	Processing and preserving of fruits and vegetables	-	-	-	-	-
C104	Manufacture of vegetable and animal oils and fats	-	-	-	-	-
C105	Manufacture of dairy products	-	-	-	-	-
C106	Manufacture of grain mill products, starches and starch products	-	-	-	-	-
C107	Manufacture of other food products	-	-	-	-	-
C108	Manufacture of prepared animal feeds	33,811	7,996	-	-	-
C110	Manufacture of beverages	-	41,090	-	-	-
C120	Manufacture of tobacco products	S	S	S	S	S
C131	Spinning, weaving and finishing of textiles	-	-	-	-	-
C139	Manufacture of other textiles	-	-	-	-	-
C141	Manufacture of wearing apparel, except fur apparel	-	7,477	-	-	110
C142	Custom tailoring and dressmaking	-	-	-	-	-
C143	Manufacture of knitted and crocheted apparel	-	-	-	-	-

Table 6.1 Number of Establishments and Capital Expenditures for Directly Imported Tangible Fixed Assets for Manufacturing Establishments by Region and Industry Group: Philippines, 2018

(Values are in thousand PhP, except number of establishments. Details may not add-up to total due to rounding and/or statistical disclosure control.)

Continued

2009 PSIC Code	Region / Industry Description	Directly Imported Tangible Fixed Assets				
		Specialized Industrial Machineries	General Industrial Machinery and Equipment	Other Machinery and Equipment	Valuables	Other Tangible Fixed Assets
		(5)	(6)	(7)	(8)	(9)
C151	Tanning and dressing of leather; manufacture of luggage and handbags	-	-	-	-	-
C152	Manufacture of footwear	581	11	-	-	-
C161	Sawmilling and planing of wood	S	S	S	S	S
C162	Manufacture of products of wood, cork, straw and plaiting materials	-	-	-	-	-
C170	Manufacture of paper and paper products	4,035	-	-	-	-
C181	Printing and service activities related to printing	-	-	-	-	-
C192	Manufacture of refined petroleum products	-	-	-	-	-
C201	Manufacture of basic chemicals	-	-	-	-	-
C202	Manufacture of other chemical products, n.e.c.	-	342	991	-	387
C210	Manufacture of pharmaceuticals, medicinal chemical and botanical products	-	-	-	-	-
C221	Manufacture of rubber products	-	-	-	-	-
C222	Manufacture of plastics products	-	-	-	-	-
C231	Manufacture of glass and glass products	-	-	-	-	-
C239	Manufacture of non-metallic mineral products, n.e.c.	-	-	-	-	-
C241	Manufacture of basic iron and steel	-	-	-	-	-
C242	Manufacture of basic precious and other non-ferrous metals	-	-	-	-	-
C243	Casting of metals	-	-	-	-	-
C251	Manufacture of structural metal products, tanks, reservoirs and steam generators	-	-	-	-	-
C259	Manufacture of other fabricated metal products; metal working service activities	-	-	-	-	-
C261	Manufacture of electronic components	249,697	29,827	-	-	26,270
C262	Manufacture of computers and peripheral equipment and accessories	-	-	-	-	-
C263	Manufacture of communication equipment	S	S	S	S	S
C264	Manufacture of consumer electronics	-	-	-	-	-
C265	Manufacture of measuring, testing, navigating and control equipment; watches and clocks	-	-	-	-	-
C271	Manufacture of electric motors, generators, transformers and electricity distribution and control apparatus	-	-	-	-	-
C272	Manufacture of batteries and accumulators	S	S	S	S	S
C273	Manufacture of wiring and wiring devices	-	49,639	-	-	-
C274	Manufacture of electric lighting equipment	-	-	-	-	-
C275	Manufacture of domestic appliances	-	-	-	-	-

Table 6.1 Number of Establishments and Capital Expenditures for Directly Imported Tangible Fixed Assets for Manufacturing Establishments by Region and Industry Group: Philippines, 2018

(Values are in thousand PhP, except number of establishments. Details may not add-up to total due to rounding and/or statistical disclosure control.)

Continued

2009 PSIC Code	Region / Industry Description	Directly Imported Tangible Fixed Assets				
		Specialized Industrial Machineries	General Industrial Machinery and Equipment	Other Machinery and Equipment	Valuables	Other Tangible Fixed Assets
		(5)	(6)	(7)	(8)	(9)
C279	Manufacture of other electrical equipment	-	-	-	-	-
C281	Manufacture of general purpose machinery	-	-	-	-	-
C282	Manufacture of special purpose machinery	-	-	-	-	-
C291	Manufacture of motor vehicles	-	-	-	-	-
C292	Manufacture of bodies (coachwork) for motor vehicles; manufacture of trailers and semi-trailers	S	S	S	S	S
C293	Manufacture of parts and accessories for motor vehicles	-	386,505	-	-	-
C301	Building of ships and boats	S	S	S	S	S
C303	Manufacture of air and spacecraft and related machinery	-	-	-	-	-
C309	Manufacture of transport equipment, n.e.c.	-	-	-	-	-
C310	Manufacture of furniture	-	-	-	-	-
C321	Manufacture of jewelry, bijouterie and related articles	-	-	-	-	-
C322	Manufacture of musical instruments	S	S	S	S	S
C323	Manufacture of sports goods	-	-	-	-	-
C324	Manufacture of games and toys	-	-	-	-	-
C325	Manufacture of medical and dental instruments and supplies	-	-	-	-	-
C329	Other manufacturing, n.e.c.	-	-	-	-	-
C331	Repair of fabricated metal products, machinery and equipment	-	-	-	-	-
C332	Installation of industrial machinery and equipment	S	S	S	S	S
	IVA - CALABARZON	608,907	596,082	54,476	-	23,108
C101	Processing and preserving of meat	-	-	-	-	-
C102	Processing and preserving of fish, crustaceans and mollusks	-	-	-	-	-
C103	Processing and preserving of fruits and vegetables	-	-	-	-	-
C104	Manufacture of vegetable and animal oils and fats	-	-	-	-	-
C105	Manufacture of dairy products	-	-	-	-	-
C106	Manufacture of grain mill products, starches and starch products	-	-	-	-	-
C107	Manufacture of other food products	-	62,502	-	-	4,098
C108	Manufacture of prepared animal feeds	-	-	-	-	-
C110	Manufacture of beverages	-	930	-	-	-
C120	Manufacture of tobacco products	-	-	-	-	-
C131	Spinning, weaving and finishing of textiles	-	-	-	-	-
C139	Manufacture of other textiles	-	-	-	-	-

Table 6.1 Number of Establishments and Capital Expenditures for Directly Imported Tangible Fixed Assets for Manufacturing Establishments by Region and Industry Group: Philippines, 2018

(Values are in thousand PhP, except number of establishments. Details may not add-up to total due to rounding and/or statistical disclosure control.)

Continued

2009 PSIC Code	Region / Industry Description	Directly Imported Tangible Fixed Assets				
		Specialized Industrial Machineries	General Industrial Machinery and Equipment	Other Machinery and Equipment	Valuables	Other Tangible Fixed Assets
		(5)	(6)	(7)	(8)	(9)
C141	Manufacture of wearing apparel, except fur apparel	-	12,703	-	-	-
C142	Custom tailoring and dressmaking	-	-	-	-	-
C143	Manufacture of knitted and crocheted apparel	-	-	-	-	-
C151	Tanning and dressing of leather; manufacture of luggage and handbags	-	-	-	-	-
C152	Manufacture of footwear	-	-	-	-	-
C161	Sawmilling and planing of wood	S	S	S	S	S
C162	Manufacture of products of wood, cork, straw and plaiting materials	-	-	-	-	-
C170	Manufacture of paper and paper products	3,550	159,966	-	-	-
C181	Printing and service activities related to printing	-	-	-	-	-
C182	Reproduction of recorded media	S	S	S	S	S
C192	Manufacture of refined petroleum products	S	S	S	S	S
C199	Manufacture of other fuel products	S	S	S	S	S
C201	Manufacture of basic chemicals	-	-	-	-	-
C202	Manufacture of other chemical products, n.e.c.	-	-	-	-	-
C210	Manufacture of pharmaceuticals, medicinal chemical and botanical products	-	-	-	-	-
C221	Manufacture of rubber products	-	-	-	-	-
C222	Manufacture of plastics products	12,012	98,583	-	-	-
C231	Manufacture of glass and glass products	-	-	-	-	-
C239	Manufacture of non-metallic mineral products, n.e.c.	-	-	-	-	-
C241	Manufacture of basic iron and steel	-	-	-	-	-
C242	Manufacture of basic precious and other non-ferrous metals	-	-	-	-	-
C243	Casting of metals	-	-	-	-	-
C251	Manufacture of structural metal products, tanks, reservoirs and steam generators	23,515	-	-	-	-
C252	Manufacture of weapons and ammunition	S	S	S	S	S
C259	Manufacture of other fabricated metal products; metal working service activities	29,895	5,055	-	-	-
C261	Manufacture of electronic components	530,994	17,320	3,155	-	3,872
C262	Manufacture of computers and peripheral equipment and accessories	-	-	-	-	-
C263	Manufacture of communication equipment	-	-	-	-	-
C264	Manufacture of consumer electronics	-	236,021	-	-	1,229

Table 6.1 Number of Establishments and Capital Expenditures for Directly Imported Tangible Fixed Assets for Manufacturing Establishments by Region and Industry Group: Philippines, 2018

(Values are in thousand PhP, except number of establishments. Details may not add-up to total due to rounding and/or statistical disclosure control.)

Continued

2009 PSIC Code	Region / Industry Description	Directly Imported Tangible Fixed Assets				
		Specialized Industrial Machineries	General Industrial Machinery and Equipment	Other Machinery and Equipment	Valuables	Other Tangible Fixed Assets
		(5)	(6)	(7)	(8)	(9)
C265	Manufacture of measuring, testing, navigating and control equipment; watches and clocks	-	-	-	-	-
C267	Manufacture of optical instruments and photographic equipment	-	-	-	-	-
C271	Manufacture of electric motors, generators, transformers and electricity distribution and control apparatus	-	-	-	-	-
C272	Manufacture of batteries and accumulators	S	S	S	S	S
C273	Manufacture of wiring and wiring devices	-	-	-	-	-
C274	Manufacture of electric lighting equipment	-	-	-	-	-
C275	Manufacture of domestic appliances	-	-	-	-	-
C279	Manufacture of other electrical equipment	-	-	-	-	-
C281	Manufacture of general purpose machinery	-	3,002	-	-	-
C282	Manufacture of special purpose machinery	8,178	-	-	-	-
C291	Manufacture of motor vehicles	-	-	-	-	-
C292	Manufacture of bodies (coachwork) for motor vehicles; manufacture of trailers and semi-trailers	-	-	-	-	-
C293	Manufacture of parts and accessories for motor vehicles	-	-	-	-	-
C301	Building of ships and boats	-	-	-	-	-
C302	Manufacture of railway locomotive and rolling stock	S	S	S	S	S
C303	Manufacture of air and spacecraft and related machinery	S	S	S	S	S
C309	Manufacture of transport equipment, n.e.c.	762	-	-	-	793
C310	Manufacture of furniture	-	-	-	-	-
C321	Manufacture of jewelry, bijouterie and related articles	-	-	-	-	-
C322	Manufacture of musical instruments	S	S	S	S	S
C323	Manufacture of sports goods	-	-	-	-	-
C324	Manufacture of games and toys	-	-	-	-	-
C325	Manufacture of medical and dental instruments and supplies	-	-	51,322	-	13,116
C329	Other manufacturing, n.e.c.	-	-	-	-	-
C331	Repair of fabricated metal products, machinery and equipment	-	-	-	-	-
C332	Installation of industrial machinery and equipment	S	S	S	S	S
	MIMAROPA	-	-	-	-	-
C101	Processing and preserving of meat	-	-	-	-	-

Table 6.1 Number of Establishments and Capital Expenditures for Directly Imported Tangible Fixed Assets for Manufacturing Establishments by Region and Industry Group: Philippines, 2018

(Values are in thousand PhP, except number of establishments. Details may not add-up to total due to rounding and/or statistical disclosure control.)

Continued

2009 PSIC Code	Region / Industry Description	Directly Imported Tangible Fixed Assets				
		Specialized Industrial Machineries	General Industrial Machinery and Equipment	Other Machinery and Equipment	Valuables	Other Tangible Fixed Assets
		(5)	(6)	(7)	(8)	(9)
C102	Processing and preserving of fish, crustaceans and mollusks	S	S	S	S	S
C103	Processing and preserving of fruits and vegetables	S	S	S	S	S
C104	Manufacture of vegetable and animal oils and fats	-	-	-	-	-
C105	Manufacture of dairy products	-	-	-	-	-
C106	Manufacture of grain mill products, starches and starch products	-	-	-	-	-
C107	Manufacture of other food products	-	-	-	-	-
C110	Manufacture of beverages	-	-	-	-	-
C131	Spinning, weaving and finishing of textiles	-	-	-	-	-
C141	Manufacture of wearing apparel, except fur apparel	-	-	-	-	-
C142	Custom tailoring and dressmaking	-	-	-	-	-
C151	Tanning and dressing of leather; manufacture of luggage and handbags	-	-	-	-	-
C161	Sawmilling and planing of wood	-	-	-	-	-
C162	Manufacture of products of wood, cork, straw and plaiting materials	-	-	-	-	-
C181	Printing and service activities related to printing	-	-	-	-	-
C201	Manufacture of basic chemicals	-	-	-	-	-
C202	Manufacture of other chemical products, n.e.c.	S	S	S	S	S
C210	Manufacture of pharmaceuticals, medicinal chemical and botanical products	S	S	S	S	S
C222	Manufacture of plastics products	-	-	-	-	-
C239	Manufacture of non-metallic mineral products, n.e.c.	-	-	-	-	-
C241	Manufacture of basic iron and steel	-	-	-	-	-
C242	Manufacture of basic precious and other non-ferrous metals	S	S	S	S	S
C259	Manufacture of other fabricated metal products; metal working service activities	-	-	-	-	-
C282	Manufacture of special purpose machinery	S	S	S	S	S
C310	Manufacture of furniture	-	-	-	-	-
C331	Repair of fabricated metal products, machinery and equipment	-	-	-	-	-
	V - Bicol Region	-	-	-	-	-
C101	Processing and preserving of meat	-	-	-	-	-

Table 6.1 Number of Establishments and Capital Expenditures for Directly Imported Tangible Fixed Assets for Manufacturing Establishments by Region and Industry Group: Philippines, 2018

(Values are in thousand PhP, except number of establishments. Details may not add-up to total due to rounding and/or statistical disclosure control.)

Continued

2009 PSIC Code	Region / Industry Description	Directly Imported Tangible Fixed Assets				
		Specialized Industrial Machineries	General Industrial Machinery and Equipment	Other Machinery and Equipment	Valuables	Other Tangible Fixed Assets
		(5)	(6)	(7)	(8)	(9)
C102	Processing and preserving of fish, crustaceans and mollusks	-	-	-	-	-
C103	Processing and preserving of fruits and vegetables	-	-	-	-	-
C104	Manufacture of vegetable and animal oils and fats	-	-	-	-	-
C105	Manufacture of dairy products	-	-	-	-	-
C106	Manufacture of grain mill products, starches and starch products	-	-	-	-	-
C107	Manufacture of other food products	-	-	-	-	-
C108	Manufacture of prepared animal feeds	-	-	-	-	-
C110	Manufacture of beverages	-	-	-	-	-
C120	Manufacture of tobacco products	S	S	S	S	S
C131	Spinning, weaving and finishing of textiles	-	-	-	-	-
C139	Manufacture of other textiles	-	-	-	-	-
C141	Manufacture of wearing apparel, except fur apparel	-	-	-	-	-
C142	Custom tailoring and dressmaking	-	-	-	-	-
C151	Tanning and dressing of leather; manufacture of luggage and handbags	-	-	-	-	-
C152	Manufacture of footwear	-	-	-	-	-
C162	Manufacture of products of wood, cork, straw and plaiting materials	-	-	-	-	-
C170	Manufacture of paper and paper products	-	-	-	-	-
C181	Printing and service activities related to printing	-	-	-	-	-
C201	Manufacture of basic chemicals	-	-	-	-	-
C210	Manufacture of pharmaceuticals, medicinal chemical and botanical products	-	-	-	-	-
C231	Manufacture of glass and glass products	S	S	S	S	S
C239	Manufacture of non-metallic mineral products, n.e.c.	-	-	-	-	-
C241	Manufacture of basic iron and steel	-	-	-	-	-
C242	Manufacture of basic precious and other non-ferrous metals	S	S	S	S	S
C251	Manufacture of structural metal products, tanks, reservoirs and steam generators	-	-	-	-	-
C259	Manufacture of other fabricated metal products; metal working service activities	-	-	-	-	-
C281	Manufacture of general purpose machinery	-	-	-	-	-
C282	Manufacture of special purpose machinery	-	-	-	-	-
C293	Manufacture of parts and accessories for motor vehicles	-	-	-	-	-
C310	Manufacture of furniture	-	-	-	-	-

Table 6.1 Number of Establishments and Capital Expenditures for Directly Imported Tangible Fixed Assets for Manufacturing Establishments by Region and Industry Group: Philippines, 2018

(Values are in thousand PhP, except number of establishments. Details may not add-up to total due to rounding and/or statistical disclosure control.)

Continued

2009 PSIC Code	Region / Industry Description	Directly Imported Tangible Fixed Assets				
		Specialized Industrial Machineries	General Industrial Machinery and Equipment	Other Machinery and Equipment	Valuables	Other Tangible Fixed Assets
		(5)	(6)	(7)	(8)	(9)
C329	Other manufacturing, n.e.c.	-	-	-	-	-
C331	Repair of fabricated metal products, machinery and equipment	-	-	-	-	-
	VI - Western Visayas	-	41,090	-	-	-
C101	Processing and preserving of meat	-	-	-	-	-
C102	Processing and preserving of fish, crustaceans and mollusks	-	-	-	-	-
C103	Processing and preserving of fruits and vegetables	S	S	S	S	S
C104	Manufacture of vegetable and animal oils and fats	-	-	-	-	-
C105	Manufacture of dairy products	-	-	-	-	-
C106	Manufacture of grain mill products, starches and starch products	-	-	-	-	-
C107	Manufacture of other food products	-	-	-	-	-
C108	Manufacture of prepared animal feeds	-	-	-	-	-
C110	Manufacture of beverages	-	41,090	-	-	-
C131	Spinning, weaving and finishing of textiles	-	-	-	-	-
C139	Manufacture of other textiles	-	-	-	-	-
C141	Manufacture of wearing apparel, except fur apparel	-	-	-	-	-
C142	Custom tailoring and dressmaking	-	-	-	-	-
C161	Sawmilling and planing of wood	-	-	-	-	-
C162	Manufacture of products of wood, cork, straw and plaiting materials	-	-	-	-	-
C181	Printing and service activities related to printing	-	-	-	-	-
C192	Manufacture of refined petroleum products	S	S	S	S	S
C201	Manufacture of basic chemicals	-	-	-	-	-
C202	Manufacture of other chemical products, n.e.c.	S	S	S	S	S
C210	Manufacture of pharmaceuticals, medicinal chemical and botanical products	-	-	-	-	-
C221	Manufacture of rubber products	-	-	-	-	-
C222	Manufacture of plastics products	-	-	-	-	-
C231	Manufacture of glass and glass products	-	-	-	-	-
C239	Manufacture of non-metallic mineral products, n.e.c.	-	-	-	-	-
C241	Manufacture of basic iron and steel	-	-	-	-	-
C243	Casting of metals	-	-	-	-	-
C251	Manufacture of structural metal products, tanks, reservoirs and steam generators	-	-	-	-	-
C259	Manufacture of other fabricated metal products; metal working service activities	-	-	-	-	-

Table 6.1 Number of Establishments and Capital Expenditures for Directly Imported Tangible Fixed Assets for Manufacturing Establishments by Region and Industry Group: Philippines, 2018

(Values are in thousand PhP, except number of establishments. Details may not add-up to total due to rounding and/or statistical disclosure control.)

Continued

2009 PSIC Code	Region / Industry Description	Directly Imported Tangible Fixed Assets				
		Specialized Industrial Machineries	General Industrial Machinery and Equipment	Other Machinery and Equipment	Valuables	Other Tangible Fixed Assets
		(5)	(6)	(7)	(8)	(9)
C265	Manufacture of measuring, testing, navigating and control equipment; watches and clocks	S	S	S	S	S
C267	Manufacture of optical instruments and photographic equipment	S	S	S	S	S
C282	Manufacture of special purpose machinery	-	-	-	-	-
C293	Manufacture of parts and accessories for motor vehicles	-	-	-	-	-
C310	Manufacture of furniture	-	-	-	-	-
C321	Manufacture of jewelry, bijouterie and related articles	-	-	-	-	-
C329	Other manufacturing, n.e.c.	-	-	-	-	-
C331	Repair of fabricated metal products, machinery and equipment	-	-	-	-	-
	VII - Central Visayas	31,645	2,667	733	-	871
C101	Processing and preserving of meat	-	-	-	-	-
C102	Processing and preserving of fish, crustaceans and mollusks	-	-	-	-	-
C103	Processing and preserving of fruits and vegetables	-	-	-	-	-
C104	Manufacture of vegetable and animal oils and fats	-	-	-	-	-
C105	Manufacture of dairy products	-	-	-	-	-
C106	Manufacture of grain mill products, starches and starch products	-	-	-	-	-
C107	Manufacture of other food products	-	-	-	-	-
C108	Manufacture of prepared animal feeds	-	-	-	-	-
C110	Manufacture of beverages	-	-	-	-	-
C131	Spinning, weaving and finishing of textiles	-	-	-	-	-
C139	Manufacture of other textiles	-	-	-	-	-
C141	Manufacture of wearing apparel, except fur apparel	-	-	-	-	-
C142	Custom tailoring and dressmaking	-	-	-	-	-
C151	Tanning and dressing of leather; manufacture of luggage and handbags	S	S	S	S	S
C152	Manufacture of footwear	-	-	-	-	-
C161	Sawmilling and planing of wood	-	-	-	-	-
C162	Manufacture of products of wood, cork, straw and plaiting materials	-	-	-	-	-
C170	Manufacture of paper and paper products	-	-	-	-	-
C181	Printing and service activities related to printing	-	-	-	-	-
C201	Manufacture of basic chemicals	-	-	-	-	-

Table 6.1 Number of Establishments and Capital Expenditures for Directly Imported Tangible Fixed Assets for Manufacturing Establishments by Region and Industry Group: Philippines, 2018

(Values are in thousand PhP, except number of establishments. Details may not add-up to total due to rounding and/or statistical disclosure control.)

Continued

2009 PSIC Code	Region / Industry Description	Directly Imported Tangible Fixed Assets				
		Specialized Industrial Machineries	General Industrial Machinery and Equipment	Other Machinery and Equipment	Valuables	Other Tangible Fixed Assets
		(5)	(6)	(7)	(8)	(9)
C202	Manufacture of other chemical products, n.e.c.	-	-	-	-	-
C210	Manufacture of pharmaceuticals, medicinal chemical and botanical products	-	-	-	-	-
C221	Manufacture of rubber products	-	-	-	-	-
C222	Manufacture of plastics products	4,437	-	-	-	871
C231	Manufacture of glass and glass products	-	-	-	-	-
C239	Manufacture of non-metallic mineral products, n.e.c.	-	-	-	-	-
C241	Manufacture of basic iron and steel	-	853	-	-	-
C242	Manufacture of basic precious and other non-ferrous metals	S	S	S	S	S
C243	Casting of metals	-	-	-	-	-
C251	Manufacture of structural metal products, tanks, reservoirs and steam generators	-	-	-	-	-
C252	Manufacture of weapons and ammunition	S	S	S	S	S
C259	Manufacture of other fabricated metal products; metal working service activities	-	-	-	-	-
C261	Manufacture of electronic components	-	-	-	-	-
C262	Manufacture of computers and peripheral equipment and accessories	S	S	S	S	S
C263	Manufacture of communication equipment	S	S	S	S	S
C264	Manufacture of consumer electronics	8,628	-	-	-	-
C265	Manufacture of measuring, testing, navigating and control equipment; watches and clocks	-	-	-	-	-
C267	Manufacture of optical instruments and photographic equipment	-	-	733	-	-
C271	Manufacture of electric motors, generators, transformers and electricity distribution and control apparatus	-	-	-	-	-
C273	Manufacture of wiring and wiring devices	S	S	S	S	S
C274	Manufacture of electric lighting equipment	-	-	-	-	-
C275	Manufacture of domestic appliances	S	S	S	S	S
C279	Manufacture of other electrical equipment	S	S	S	S	S
C281	Manufacture of general purpose machinery	-	-	-	-	-
C282	Manufacture of special purpose machinery	-	-	-	-	-
C291	Manufacture of motor vehicles	-	-	-	-	-
C293	Manufacture of parts and accessories for motor vehicles	-	-	-	-	-
C301	Building of ships and boats	-	-	-	-	-
C309	Manufacture of transport equipment, n.e.c.	-	-	-	-	-
C310	Manufacture of furniture	-	-	-	-	-

Table 6.1 Number of Establishments and Capital Expenditures for Directly Imported Tangible Fixed Assets for Manufacturing Establishments by Region and Industry Group: Philippines, 2018

(Values are in thousand PhP, except number of establishments. Details may not add-up to total due to rounding and/or statistical disclosure control.)

Continued

2009 PSIC Code	Region / Industry Description	Directly Imported Tangible Fixed Assets				
		Specialized Industrial Machineries	General Industrial Machinery and Equipment	Other Machinery and Equipment	Valuables	Other Tangible Fixed Assets
		(5)	(6)	(7)	(8)	(9)
C321	Manufacture of jewelry, bijouterie and related articles	-	-	-	-	-
C322	Manufacture of musical instruments	S	S	S	S	S
C323	Manufacture of sports goods	S	S	S	S	S
C324	Manufacture of games and toys	S	S	S	S	S
C325	Manufacture of medical and dental instruments and supplies	18,580	1,813	-	-	-
C329	Other manufacturing, n.e.c.	-	-	-	-	-
C331	Repair of fabricated metal products, machinery and equipment	-	-	-	-	-
	VIII - Eastern Visayas	-	-	-	-	-
C101	Processing and preserving of meat	S	S	S	S	S
C102	Processing and preserving of fish, crustaceans and mollusks	-	-	-	-	-
C103	Processing and preserving of fruits and vegetables	-	-	-	-	-
C104	Manufacture of vegetable and animal oils and fats	-	-	-	-	-
C105	Manufacture of dairy products	S	S	S	S	S
C106	Manufacture of grain mill products, starches and starch products	-	-	-	-	-
C107	Manufacture of other food products	-	-	-	-	-
C110	Manufacture of beverages	-	-	-	-	-
C131	Spinning, weaving and finishing of textiles	-	-	-	-	-
C139	Manufacture of other textiles	S	S	S	S	S
C141	Manufacture of wearing apparel, except fur apparel	-	-	-	-	-
C142	Custom tailoring and dressmaking	-	-	-	-	-
C162	Manufacture of products of wood, cork, straw and plaiting materials	-	-	-	-	-
C170	Manufacture of paper and paper products	-	-	-	-	-
C181	Printing and service activities related to printing	-	-	-	-	-
C201	Manufacture of basic chemicals	-	-	-	-	-
C210	Manufacture of pharmaceuticals, medicinal chemical and botanical products	S	S	S	S	S
C222	Manufacture of plastics products	-	-	-	-	-
C231	Manufacture of glass and glass products	-	-	-	-	-
C239	Manufacture of non-metallic mineral products, n.e.c.	-	-	-	-	-
C241	Manufacture of basic iron and steel	-	-	-	-	-
C242	Manufacture of basic precious and other non-ferrous metals	S	S	S	S	S
C243	Casting of metals	S	S	S	S	S

Table 6.1 Number of Establishments and Capital Expenditures for Directly Imported Tangible Fixed Assets for Manufacturing Establishments by Region and Industry Group: Philippines, 2018

(Values are in thousand PhP, except number of establishments. Details may not add-up to total due to rounding and/or statistical disclosure control.)

Continued

2009 PSIC Code	Region / Industry Description	Directly Imported Tangible Fixed Assets				
		Specialized Industrial Machineries	General Industrial Machinery and Equipment	Other Machinery and Equipment	Valuables	Other Tangible Fixed Assets
		(5)	(6)	(7)	(8)	(9)
C251	Manufacture of structural metal products, tanks, reservoirs and steam generators	-	-	-	-	-
C259	Manufacture of other fabricated metal products; metal working service activities	-	-	-	-	-
C273	Manufacture of wiring and wiring devices	S	S	S	S	S
C282	Manufacture of special purpose machinery	S	S	S	S	S
C310	Manufacture of furniture	-	-	-	-	-
C321	Manufacture of jewelry, bijouterie and related articles	-	-	-	-	-
C329	Other manufacturing, n.e.c.	-	-	-	-	-
C331	Repair of fabricated metal products, machinery and equipment	-	-	-	-	-
	IX - Zamboanga Peninsula	-	-	-	-	-
C101	Processing and preserving of meat	-	-	-	-	-
C102	Processing and preserving of fish, crustaceans and mollusks	-	-	-	-	-
C104	Manufacture of vegetable and animal oils and fats	-	-	-	-	-
C105	Manufacture of dairy products	-	-	-	-	-
C106	Manufacture of grain mill products, starches and starch products	-	-	-	-	-
C107	Manufacture of other food products	-	-	-	-	-
C108	Manufacture of prepared animal feeds	S	S	S	S	S
C110	Manufacture of beverages	-	-	-	-	-
C139	Manufacture of other textiles	S	S	S	S	S
C142	Custom tailoring and dressmaking	-	-	-	-	-
C161	Sawmilling and planing of wood	-	-	-	-	-
C162	Manufacture of products of wood, cork, straw and plaiting materials	S	S	S	S	S
C181	Printing and service activities related to printing	-	-	-	-	-
C221	Manufacture of rubber products	-	-	-	-	-
C222	Manufacture of plastics products	-	-	-	-	-
C231	Manufacture of glass and glass products	-	-	-	-	-
C239	Manufacture of non-metallic mineral products, n.e.c.	-	-	-	-	-
C241	Manufacture of basic iron and steel	-	-	-	-	-
C251	Manufacture of structural metal products, tanks, reservoirs and steam generators	-	-	-	-	-
C259	Manufacture of other fabricated metal products; metal working service activities	-	-	-	-	-
C310	Manufacture of furniture	-	-	-	-	-
C321	Manufacture of jewelry, bijouterie and related articles	S	S	S	S	S
C329	Other manufacturing, n.e.c.	-	-	-	-	-

Table 6.1 Number of Establishments and Capital Expenditures for Directly Imported Tangible Fixed Assets for Manufacturing Establishments by Region and Industry Group: Philippines, 2018

(Values are in thousand PhP, except number of establishments. Details may not add-up to total due to rounding and/or statistical disclosure control.)

Continued

2009 PSIC Code	Region / Industry Description	Directly Imported Tangible Fixed Assets				
		Specialized Industrial Machineries	General Industrial Machinery and Equipment	Other Machinery and Equipment	Valuables	Other Tangible Fixed Assets
		(5)	(6)	(7)	(8)	(9)
C331	Repair of fabricated metal products, machinery and equipment	-	-	-	-	-
	X - Northern Mindanao	-	862	-	-	-
C101	Processing and preserving of meat	-	-	-	-	-
C102	Processing and preserving of fish, crustaceans and mollusks	S	S	S	S	S
C103	Processing and preserving of fruits and vegetables	-	-	-	-	-
C104	Manufacture of vegetable and animal oils and fats	-	-	-	-	-
C105	Manufacture of dairy products	-	-	-	-	-
C106	Manufacture of grain mill products, starches and starch products	-	-	-	-	-
C107	Manufacture of other food products	-	862	-	-	-
C108	Manufacture of prepared animal feeds	-	-	-	-	-
C110	Manufacture of beverages	-	-	-	-	-
C131	Spinning, weaving and finishing of textiles	-	-	-	-	-
C139	Manufacture of other textiles	-	-	-	-	-
C141	Manufacture of wearing apparel, except fur apparel	-	-	-	-	-
C142	Custom tailoring and dressmaking	-	-	-	-	-
C152	Manufacture of footwear	-	-	-	-	-
C161	Sawmilling and planing of wood	-	-	-	-	-
C162	Manufacture of products of wood, cork, straw and plaiting materials	-	-	-	-	-
C170	Manufacture of paper and paper products	-	-	-	-	-
C181	Printing and service activities related to printing	-	-	-	-	-
C192	Manufacture of refined petroleum products	-	-	-	-	-
C201	Manufacture of basic chemicals	-	-	-	-	-
C202	Manufacture of other chemical products, n.e.c.	-	-	-	-	-
C210	Manufacture of pharmaceuticals, medicinal chemical and botanical products	S	S	S	S	S
C221	Manufacture of rubber products	S	S	S	S	S
C222	Manufacture of plastics products	-	-	-	-	-
C231	Manufacture of glass and glass products	-	-	-	-	-
C239	Manufacture of non-metallic mineral products, n.e.c.	-	-	-	-	-
C241	Manufacture of basic iron and steel	-	-	-	-	-
C243	Casting of metals	-	-	-	-	-
C251	Manufacture of structural metal products, tanks, reservoirs and steam generators	-	-	-	-	-

Table 6.1 Number of Establishments and Capital Expenditures for Directly Imported Tangible Fixed Assets for Manufacturing Establishments by Region and Industry Group: Philippines, 2018

(Values are in thousand PhP, except number of establishments. Details may not add-up to total due to rounding and/or statistical disclosure control.)

Continued

2009 PSIC Code	Region / Industry Description	Directly Imported Tangible Fixed Assets				
		Specialized Industrial Machineries	General Industrial Machinery and Equipment	Other Machinery and Equipment	Valuables	Other Tangible Fixed Assets
		(5)	(6)	(7)	(8)	(9)
C259	Manufacture of other fabricated metal products; metal working service activities	-	-	-	-	-
C264	Manufacture of consumer electronics	S	S	S	S	S
C271	Manufacture of electric motors, generators, transformers and electricity distribution and control apparatus	S	S	S	S	S
C281	Manufacture of general purpose machinery	S	S	S	S	S
C282	Manufacture of special purpose machinery	S	S	S	S	S
C291	Manufacture of motor vehicles	-	-	-	-	-
C293	Manufacture of parts and accessories for motor vehicles	-	-	-	-	-
C310	Manufacture of furniture	-	-	-	-	-
C321	Manufacture of jewelry, bijouterie and related articles	S	S	S	S	S
C324	Manufacture of games and toys	S	S	S	S	S
C329	Other manufacturing, n.e.c.	S	S	S	S	S
C331	Repair of fabricated metal products, machinery and equipment	-	-	-	-	-
	XI - Davao Region	97,781	41,090	26,865	-	28,189
C101	Processing and preserving of meat	-	-	-	-	-
C102	Processing and preserving of fish, crustaceans and mollusks	-	-	-	-	-
C103	Processing and preserving of fruits and vegetables	-	-	-	-	-
C104	Manufacture of vegetable and animal oils and fats	-	-	-	-	-
C105	Manufacture of dairy products	-	-	-	-	-
C106	Manufacture of grain mill products, starches and starch products	-	-	-	-	-
C107	Manufacture of other food products	-	-	-	-	-
C108	Manufacture of prepared animal feeds	97,781	-	26,865	-	28,189
C110	Manufacture of beverages	-	41,090	-	-	-
C120	Manufacture of tobacco products	S	S	S	S	S
C139	Manufacture of other textiles	-	-	-	-	-
C141	Manufacture of wearing apparel, except fur apparel	-	-	-	-	-
C142	Custom tailoring and dressmaking	-	-	-	-	-
C152	Manufacture of footwear	-	-	-	-	-
C161	Sawmilling and planing of wood	-	-	-	-	-
C162	Manufacture of products of wood, cork, straw and plaiting materials	-	-	-	-	-
C170	Manufacture of paper and paper products	-	-	-	-	-

Table 6.1 Number of Establishments and Capital Expenditures for Directly Imported Tangible Fixed Assets for Manufacturing Establishments by Region and Industry Group: Philippines, 2018

(Values are in thousand PhP, except number of establishments. Details may not add-up to total due to rounding and/or statistical disclosure control.)

Continued

2009 PSIC Code	Region / Industry Description	Directly Imported Tangible Fixed Assets				
		Specialized Industrial Machineries	General Industrial Machinery and Equipment	Other Machinery and Equipment	Valuables	Other Tangible Fixed Assets
		(5)	(6)	(7)	(8)	(9)
C181	Printing and service activities related to printing	-	-	-	-	-
C192	Manufacture of refined petroleum products	S	S	S	S	S
C201	Manufacture of basic chemicals	-	-	-	-	-
C202	Manufacture of other chemical products, n.e.c.	-	-	-	-	-
C210	Manufacture of pharmaceuticals, medicinal chemical and botanical products	-	-	-	-	-
C221	Manufacture of rubber products	-	-	-	-	-
C222	Manufacture of plastics products	-	-	-	-	-
C231	Manufacture of glass and glass products	-	-	-	-	-
C239	Manufacture of non-metallic mineral products, n.e.c.	-	-	-	-	-
C241	Manufacture of basic iron and steel	-	-	-	-	-
C242	Manufacture of basic precious and other non-ferrous metals	-	-	-	-	-
C243	Casting of metals	S	S	S	S	S
C251	Manufacture of structural metal products, tanks, reservoirs and steam generators	-	-	-	-	-
C252	Manufacture of weapons and ammunition	S	S	S	S	S
C259	Manufacture of other fabricated metal products; metal working service activities	-	-	-	-	-
C265	Manufacture of measuring, testing, navigating and control equipment; watches and clocks	S	S	S	S	S
C271	Manufacture of electric motors, generators, transformers and electricity distribution and control apparatus	S	S	S	S	S
C275	Manufacture of domestic appliances	-	-	-	-	-
C281	Manufacture of general purpose machinery	-	-	-	-	-
C282	Manufacture of special purpose machinery	-	-	-	-	-
C291	Manufacture of motor vehicles	S	S	S	S	S
C293	Manufacture of parts and accessories for motor vehicles	-	-	-	-	-
C301	Building of ships and boats	S	S	S	S	S
C310	Manufacture of furniture	-	-	-	-	-
C321	Manufacture of jewelry, bijouterie and related articles	-	-	-	-	-
C329	Other manufacturing, n.e.c.	-	-	-	-	-
C331	Repair of fabricated metal products, machinery and equipment	-	-	-	-	-

Table 6.1 Number of Establishments and Capital Expenditures for Directly Imported Tangible Fixed Assets for Manufacturing Establishments by Region and Industry Group: Philippines, 2018

(Values are in thousand PhP, except number of establishments. Details may not add-up to total due to rounding and/or statistical disclosure control.)

Continued

2009 PSIC Code	Region / Industry Description	Directly Imported Tangible Fixed Assets				
		Specialized Industrial Machineries	General Industrial Machinery and Equipment	Other Machinery and Equipment	Valuables	Other Tangible Fixed Assets
		(5)	(6)	(7)	(8)	(9)
	XII - SOCCSKSARGEN	-	-	-	-	-
C101	Processing and preserving of meat	-	-	-	-	-
C102	Processing and preserving of fish, crustaceans and mollusks	-	-	-	-	-
C103	Processing and preserving of fruits and vegetables	S	S	S	S	S
C104	Manufacture of vegetable and animal oils and fats	-	-	-	-	-
C105	Manufacture of dairy products	-	-	-	-	-
C106	Manufacture of grain mill products, starches and starch products	-	-	-	-	-
C107	Manufacture of other food products	-	-	-	-	-
C108	Manufacture of prepared animal feeds	-	-	-	-	-
C110	Manufacture of beverages	-	-	-	-	-
C131	Spinning, weaving and finishing of textiles	-	-	-	-	-
C139	Manufacture of other textiles	-	-	-	-	-
C141	Manufacture of wearing apparel, except fur apparel	-	-	-	-	-
C142	Custom tailoring and dressmaking	-	-	-	-	-
C161	Sawmilling and planing of wood	-	-	-	-	-
C162	Manufacture of products of wood, cork, straw and plaiting materials	-	-	-	-	-
C170	Manufacture of paper and paper products	-	-	-	-	-
C181	Printing and service activities related to printing	-	-	-	-	-
C192	Manufacture of refined petroleum products	S	S	S	S	S
C201	Manufacture of basic chemicals	-	-	-	-	-
C202	Manufacture of other chemical products, n.e.c.	S	S	S	S	S
C221	Manufacture of rubber products	S	S	S	S	S
C222	Manufacture of plastics products	S	S	S	S	S
C231	Manufacture of glass and glass products	S	S	S	S	S
C239	Manufacture of non-metallic mineral products, n.e.c.	-	-	-	-	-
C241	Manufacture of basic iron and steel	-	-	-	-	-
C243	Casting of metals	S	S	S	S	S
C251	Manufacture of structural metal products, tanks, reservoirs and steam generators	-	-	-	-	-
C259	Manufacture of other fabricated metal products; metal working service activities	-	-	-	-	-
C301	Building of ships and boats	S	S	S	S	S
C310	Manufacture of furniture	-	-	-	-	-
C323	Manufacture of sports goods	S	S	S	S	S
C331	Repair of fabricated metal products, machinery and equipment	-	-	-	-	-

Table 6.1 Number of Establishments and Capital Expenditures for Directly Imported Tangible Fixed Assets for Manufacturing Establishments by Region and Industry Group: Philippines, 2018

(Values are in thousand PhP, except number of establishments. Details may not add-up to total due to rounding and/or statistical disclosure control.)

Continued

2009 PSIC Code	Region / Industry Description	Directly Imported Tangible Fixed Assets				
		Specialized Industrial Machineries	General Industrial Machinery and Equipment	Other Machinery and Equipment	Valuables	Other Tangible Fixed Assets
		(5)	(6)	(7)	(8)	(9)
	XIII - Caraga	-	-	-	-	-
C101	Processing and preserving of meat	-	-	-	-	-
C102	Processing and preserving of fish, crustaceans and mollusks	S	S	S	S	S
C103	Processing and preserving of fruits and vegetables	S	S	S	S	S
C104	Manufacture of vegetable and animal oils and fats	-	-	-	-	-
C106	Manufacture of grain mill products, starches and starch products	-	-	-	-	-
C107	Manufacture of other food products	-	-	-	-	-
C108	Manufacture of prepared animal feeds	-	-	-	-	-
C110	Manufacture of beverages	-	-	-	-	-
C139	Manufacture of other textiles	-	-	-	-	-
C141	Manufacture of wearing apparel, except fur apparel	-	-	-	-	-
C142	Custom tailoring and dressmaking	-	-	-	-	-
C161	Sawmilling and planing of wood	-	-	-	-	-
C162	Manufacture of products of wood, cork, straw and plaiting materials	-	-	-	-	-
C181	Printing and service activities related to printing	-	-	-	-	-
C201	Manufacture of basic chemicals	S	S	S	S	S
C202	Manufacture of other chemical products, n.e.c.	-	-	-	-	-
C231	Manufacture of glass and glass products	S	S	S	S	S
C239	Manufacture of non-metallic mineral products, n.e.c.	-	-	-	-	-
C241	Manufacture of basic iron and steel	-	-	-	-	-
C242	Manufacture of basic precious and other non-ferrous metals	S	S	S	S	S
C259	Manufacture of other fabricated metal products; metal working service activities	-	-	-	-	-
C275	Manufacture of domestic appliances	-	-	-	-	-
C301	Building of ships and boats	S	S	S	S	S
C309	Manufacture of transport equipment, n.e.c.	-	-	-	-	-
C310	Manufacture of furniture	-	-	-	-	-
C321	Manufacture of jewelry, bijouterie and related articles	-	-	-	-	-
C324	Manufacture of games and toys	-	-	-	-	-
C329	Other manufacturing, n.e.c.	-	-	-	-	-
C331	Repair of fabricated metal products, machinery and equipment	-	-	-	-	-

Table 6.1 Number of Establishments and Capital Expenditures for Directly Imported Tangible Fixed Assets for Manufacturing Establishments by Region and Industry Group: Philippines, 2018

(Values are in thousand PhP, except number of establishments. Details may not add-up to total due to rounding and/or statistical disclosure control.)

Concluded

2009 PSIC Code	Region / Industry Description	Directly Imported Tangible Fixed Assets				
		Specialized Industrial Machineries	General Industrial Machinery and Equipment	Other Machinery and Equipment	Valuables	Other Tangible Fixed Assets
		(5)	(6)	(7)	(8)	(9)
	Autonomous Region in Muslim Mindanao	-	-	-	-	-
C104	Manufacture of vegetable and animal oils and fats	S	S	S	S	S
C106	Manufacture of grain mill products, starches and starch products	-	-	-	-	-
C107	Manufacture of other food products	-	-	-	-	-
C108	Manufacture of prepared animal feeds	-	-	-	-	-
C110	Manufacture of beverages	-	-	-	-	-
C142	Custom tailoring and dressmaking	-	-	-	-	-
C181	Printing and service activities related to printing	-	-	-	-	-
C221	Manufacture of rubber products	S	S	S	S	S
C239	Manufacture of non-metallic mineral products, n.e.c.	-	-	-	-	-
C251	Manufacture of structural metal products, tanks, reservoirs and steam generators	-	-	-	-	-
C310	Manufacture of furniture	-	-	-	-	-

Notes: "-" - zero value

S - suppressed

Source: Philippine Statistics Authority, 2018 Census of Philippine Business and Industry

Table 6.2 Number of Establishments and Capital Expenditures for Tangible Fixed Assets by Mode of Acquisition for Manufacturing Establishments by Region and Industry Group: Philippines, 2018

(Values are in thousand PhP, except number of establishments. Details may not add-up to total due to rounding and/or statistical disclosure control.)

2009 PSIC Code	Region / Industry Description	Number of Establishments	Capital Expenditures for Tangible Fixed Assets by Mode of Acquisition	
			Total	New Tangible Fixed Assets
			(1)	(2)
	Philippines	28,968	299,401,928	239,720,426
C101	Processing and preserving of meat	299	2,855,330	1,533,198
C102	Processing and preserving of fish, crustaceans and mollusks	278	1,181,141	889,140
C103	Processing and preserving of fruits and vegetables	169	2,298,875	1,601,918
C104	Manufacture of vegetable and animal oils and fats	140	1,888,281	871,049
C105	Manufacture of dairy products	99	734,366	632,087
C106	Manufacture of grain mill products, starches and starch products	1,701	6,903,416	1,849,114
C107	Manufacture of other food products	9,084	13,547,110	9,076,505
C108	Manufacture of prepared animal feeds	199	5,809,619	4,012,464
C110	Manufacture of beverages	3,986	6,823,887	4,266,477
C120	Manufacture of tobacco products	17	986,220	985,664
C131	Spinning, weaving and finishing of textiles	125	267,694	198,383
C139	Manufacture of other textiles	236	151,568	125,625
C141	Manufacture of wearing apparel, except fur apparel	880	842,000	619,563
C142	Custom tailoring and dressmaking	790	100,863	36,585
C143	Manufacture of knitted and crocheted apparel	40	26,686	25,745
C151	Tanning and dressing of leather; manufacture of luggage and handbags	107	505,095	195,703
C152	Manufacture of footwear	140	96,661	89,485
C161	Sawmilling and planing of wood	59	187,691	174,732
C162	Manufacture of products of wood, cork, straw and plaiting materials	333	949,503	344,670
C170	Manufacture of paper and paper products	330	2,568,301	1,360,172
C181	Printing and service activities related to printing	2,566	1,363,272	1,090,290
C182	Reproduction of recorded media	4	347,227	347,227
C192	Manufacture of refined petroleum products	15	5,654,330	2,545,790
C199	Manufacture of other fuel products	3	-	-
C201	Manufacture of basic chemicals	190	4,361,875	2,545,597
C202	Manufacture of other chemical products, n.e.c.	357	4,186,326	1,297,574
C203	Manufacture of man-made fibers	S	S	S
C210	Manufacture of pharmaceuticals, medicinal chemical and botanical products	117	2,702,787	1,054,126
C221	Manufacture of rubber products	134	3,604,250	3,530,154
C222	Manufacture of plastics products	834	4,434,003	3,920,911
C239	Manufacture of non-metallic mineral products, n.e.c.	846	12,391,128	2,716,448
C241	Manufacture of basic iron and steel	319	1,531,567	1,187,356

Continued

Table 6.2 Number of Establishments and Capital Expenditures for Tangible Fixed Assets by Mode of Acquisition for Manufacturing Establishments by Region and Industry Group: Philippines, 2018

(Values are in thousand PhP, except number of establishments. Details may not add-up to total due to rounding and/or statistical disclosure control.)

Continued

2009 PSIC Code	Region / Industry Description	Number of Establishments	Capital Expenditures for Tangible Fixed Assets by Mode of Acquisition	
			Total	New Tangible Fixed Assets
		(1)	(2)	(3)
C242	Manufacture of basic precious and other non-ferrous metals	26	6,872,273	6,467,556
C243	Casting of metals	59	747,209	469,613
C251	Manufacture of structural metal products, tanks, reservoirs and steam generators	469	691,578	527,857
C252	Manufacture of weapons and ammunition	12	9,929	9,873
C259	Manufacture of other fabricated metal products; metal working service activities	859	2,738,844	1,808,793
C261	Manufacture of electronic components	138	173,140,790	163,752,847
C262	Manufacture of computers and peripheral equipment and accessories	32	794,970	642,049
C263	Manufacture of communication equipment	13	279,415	276,625
C264	Manufacture of consumer electronics	27	617,030	512,907
C265	Manufacture of measuring, testing, navigating and control equipment; watches and clocks	25	84,830	72,423
C267	Manufacture of optical instruments and photographic equipment	24	1,939,712	148,406
C271	Manufacture of electric motors, generators, transformers and electricity distribution and control apparatus	84	677,936	404,076
C272	Manufacture of batteries and accumulators	6	5,879	5,239
C273	Manufacture of wiring and wiring devices	53	599,614	365,094
C274	Manufacture of electric lighting equipment	34	282,098	223,745
C275	Manufacture of domestic appliances	36	15,457	4,223
C279	Manufacture of other electrical equipment	35	1,048,641	875,484
C281	Manufacture of general purpose machinery	102	3,347,405	2,491,770
C282	Manufacture of special purpose machinery	162	565,490	486,642
C291	Manufacture of motor vehicles	40	558,921	238,514
C292	Manufacture of bodies (coachwork) for motor vehicles; manufacture of trailers and semi-trailers	24	26,629	24,595
C293	Manufacture of parts and accessories for motor vehicles	119	7,352,643	4,337,486
C301	Building of ships and boats	29	978,708	931,689
C302	Manufacture of railway locomotive and rolling stock	S	S	S
C303	Manufacture of air and spacecraft and related machinery	8	1,903,468	1,903,468
C309	Manufacture of transport equipment, n.e.c.	67	1,014,409	900,321
C310	Manufacture of furniture	852	654,364	290,055
C321	Manufacture of jewelry, bijouterie and related articles	99	3,233	3,233
C322	Manufacture of musical instruments	4	1,854	1,230
C323	Manufacture of sports goods	17	76,987	23,028
C324	Manufacture of games and toys	28	54,105	20,622
C325	Manufacture of medical and dental instruments and supplies	56	1,441,399	1,164,185

Table 6.2 Number of Establishments and Capital Expenditures for Tangible Fixed Assets by Mode of Acquisition for Manufacturing Establishments by Region and Industry Group: Philippines, 2018

(Values are in thousand PhP, except number of establishments. Details may not add-up to total due to rounding and/or statistical disclosure control.)

Continued

2009 PSIC Code	Region / Industry Description	Number of Establishments	Capital Expenditures for Tangible Fixed Assets by Mode of Acquisition	
			Total	New Tangible Fixed Assets
		(1)	(2)	(3)
C329	Other manufacturing, n.e.c.	204	70,618	57,198
C331	Repair of fabricated metal products, machinery and equipment	712	1,239,329	892,647
C332	Installation of industrial machinery and equipment	6	6,019	6,019
	National Capital Region	4,636	22,770,538	16,272,649
C101	Processing and preserving of meat	34	570,314	489,417
C102	Processing and preserving of fish, crustaceans and mollusks	29	119,207	98,469
C103	Processing and preserving of fruits and vegetables	36	89,278	69,201
C104	Manufacture of vegetable and animal oils and fats	19	594,804	427,792
C105	Manufacture of dairy products	26	523,997	432,458
C106	Manufacture of grain mill products, starches and starch products	15	1,204,702	806,463
C107	Manufacture of other food products	1,002	4,072,733	3,559,033
C108	Manufacture of prepared animal feeds	14	5,758	5,758
C110	Manufacture of beverages	204	3,382,026	1,949,307
C120	Manufacture of tobacco products	5	667,308	667,308
C131	Spinning, weaving and finishing of textiles	33	35,177	35,177
C139	Manufacture of other textiles	93	50,279	39,146
C141	Manufacture of wearing apparel, except fur apparel	325	129,911	111,817
C142	Custom tailoring and dressmaking	80	14,985	8,884
C143	Manufacture of knitted and crocheted apparel	21	17,053	17,053
C151	Tanning and dressing of leather; manufacture of luggage and handbags	31	752	752
C152	Manufacture of footwear	61	1,139	1,139
C161	Sawmilling and planing of wood	5	1,550	1,290
C162	Manufacture of products of wood, cork, straw and plaiting materials	29	9,581	8,851
C170	Manufacture of paper and paper products	154	591,581	347,665
C181	Printing and service activities related to printing	656	666,401	563,065
C192	Manufacture of refined petroleum products	4	6,640	5,029
C199	Manufacture of other fuel products	S	S	S
C201	Manufacture of basic chemicals	43	550,525	550,260
C202	Manufacture of other chemical products, n.e.c.	166	1,586,056	358,794
C203	Manufacture of man-made fibers	S	S	S
C210	Manufacture of pharmaceuticals, medicinal chemical and botanical products	29	1,583,546	471,280
C221	Manufacture of rubber products	53	95,197	94,817
C222	Manufacture of plastics products	350	1,382,485	1,312,115

Table 6.2 Number of Establishments and Capital Expenditures for Tangible Fixed Assets by Mode of Acquisition for Manufacturing Establishments by Region and Industry Group: Philippines, 2018

(Values are in thousand PhP, except number of establishments. Details may not add-up to total due to rounding and/or statistical disclosure control.)

Continued

2009 PSIC Code	Region / Industry Description	Number of Establishments	Capital Expenditures for Tangible Fixed Assets by Mode of Acquisition	
			Total	New Tangible Fixed Assets
			(1)	(2)
C231	Manufacture of glass and glass products	31	52,445	52,445
C239	Manufacture of non-metallic mineral products, n.e.c.	65	237,353	229,921
C241	Manufacture of basic iron and steel	82	152,731	113,906
C242	Manufacture of basic precious and other non-ferrous metals	4	61,701	49,124
C243	Casting of metals	18	98	98
C251	Manufacture of structural metal products, tanks, reservoirs and steam generators	141	329,847	202,561
C252	Manufacture of weapons and ammunition	4	883	883
C259	Manufacture of other fabricated metal products; metal working service activities	168	534,860	403,989
C261	Manufacture of electronic components	9	1,458,963	1,292,219
C262	Manufacture of computers and peripheral equipment and accessories	S	S	S
C264	Manufacture of consumer electronics	8	30,531	30,298
C265	Manufacture of measuring, testing, navigating and control equipment; watches and clocks	8	-	-
C267	Manufacture of optical instruments and photographic equipment	S	S	S
C271	Manufacture of electric motors, generators, transformers and electricity distribution and control apparatus	17	6,686	1,397
C272	Manufacture of batteries and accumulators	S	S	S
C273	Manufacture of wiring and wiring devices	21	11,840	9,978
C274	Manufacture of electric lighting equipment	9	4,728	4,728
C275	Manufacture of domestic appliances	12	13,776	2,542
C279	Manufacture of other electrical equipment	6	-	-
C281	Manufacture of general purpose machinery	34	361,677	61,760
C282	Manufacture of special purpose machinery	30	24,734	24,349
C291	Manufacture of motor vehicles	9	-	-
C292	Manufacture of bodies (coachwork) for motor vehicles; manufacture of trailers and semi-trailers	11	14,855	14,855
C293	Manufacture of parts and accessories for motor vehicles	15	531,436	530,528
C301	Building of ships and boats	5	3,601	151
C303	Manufacture of air and spacecraft and related machinery	S	S	S
C309	Manufacture of transport equipment, n.e.c.	10	59,875	49,424
C310	Manufacture of furniture	154	132,076	125,421
C321	Manufacture of jewelry, bijouterie and related articles	11	-	-
C322	Manufacture of musical instruments	S	S	S
C323	Manufacture of sports goods	3	835	-
C324	Manufacture of games and toys	8	2,973	973
C325	Manufacture of medical and dental instruments and supplies	11	22,689	22,180

Table 6.2 Number of Establishments and Capital Expenditures for Tangible Fixed Assets by Mode of Acquisition for Manufacturing Establishments by Region and Industry Group: Philippines, 2018

(Values are in thousand PhP, except number of establishments. Details may not add-up to total due to rounding and/or statistical disclosure control.)

Continued

2009 PSIC Code	Region / Industry Description	Number of Establishments	Capital Expenditures for Tangible Fixed Assets by Mode of Acquisition	
			Total	New Tangible Fixed Assets
		(1)	(2)	(3)
C329	Other manufacturing, n.e.c.	42	15,718	13,721
C331	Repair of fabricated metal products, machinery and equipment	161	694,545	547,387
C332	Installation of industrial machinery and equipment	4	6,019	6,019
	Cordillera Administrative Region	685	46,092,120	46,020,375
C101	Processing and preserving of meat	6	-	-
C102	Processing and preserving of fish, crustaceans and mollusks	8	-	-
C103	Processing and preserving of fruits and vegetables	6	15,751	-
C105	Manufacture of dairy products	S	S	S
C106	Manufacture of grain mill products, starches and starch products	100	842	842
C107	Manufacture of other food products	140	-	-
C110	Manufacture of beverages	190	545	545
C131	Spinning, weaving and finishing of textiles	13	260	260
C139	Manufacture of other textiles	6	-	-
C141	Manufacture of wearing apparel, except fur apparel	S	S	S
C142	Custom tailoring and dressmaking	43	50	-
C162	Manufacture of products of wood, cork, straw and plaiting materials	6	-	-
C181	Printing and service activities related to printing	75	624	624
C201	Manufacture of basic chemicals	3	-	-
C221	Manufacture of rubber products	5	-	-
C222	Manufacture of plastics products	S	S	S
C231	Manufacture of glass and glass products	S	S	S
C239	Manufacture of non-metallic mineral products, n.e.c.	23	52,601	182
C241	Manufacture of basic iron and steel	5	3,463	-
C251	Manufacture of structural metal products, tanks, reservoirs and steam generators	10	-	-
C259	Manufacture of other fabricated metal products; metal working service activities	19	-	-
C261	Manufacture of electronic components	S	S	S
C303	Manufacture of air and spacecraft and related machinery	S	S	S
C310	Manufacture of furniture	17	1,650	1,600
C321	Manufacture of jewelry, bijouterie and related articles	S	S	S
	I - Ilocos Region	953	1,217,471	113,644
C101	Processing and preserving of meat	12	9,672	1,433

Table 6.2 Number of Establishments and Capital Expenditures for Tangible Fixed Assets by Mode of Acquisition for Manufacturing Establishments by Region and Industry Group: Philippines, 2018

(Values are in thousand PhP, except number of establishments. Details may not add-up to total due to rounding and/or statistical disclosure control.)

Continued

2009 PSIC Code	Region / Industry Description	Number of Establishments	Capital Expenditures for Tangible Fixed Assets by Mode of Acquisition	
			Total	New Tangible Fixed Assets
		(1)	(2)	(3)
C102	Processing and preserving of fish, crustaceans and mollusks	33	3,018	3,018
C103	Processing and preserving of fruits and vegetables	3	2,890	2,890
C105	Manufacture of dairy products	S	S	S
C106	Manufacture of grain mill products, starches and starch products	71	242,698	86,724
C107	Manufacture of other food products	347	19,988	12,253
C108	Manufacture of prepared animal feeds	3	-	-
C110	Manufacture of beverages	140	-	-
C120	Manufacture of tobacco products	S	S	S
C131	Spinning, weaving and finishing of textiles	5	87	87
C141	Manufacture of wearing apparel, except fur apparel	5	-	-
C142	Custom tailoring and dressmaking	42	-	-
C152	Manufacture of footwear	6	141	141
C162	Manufacture of products of wood, cork, straw and plaiting materials	13	-	-
C170	Manufacture of paper and paper products	9	-	-
C181	Printing and service activities related to printing	112	583	583
C201	Manufacture of basic chemicals	6	-	-
C210	Manufacture of pharmaceuticals, medicinal chemical and botanical products	S	S	S
C221	Manufacture of rubber products	5	1,207	604
C231	Manufacture of glass and glass products	4	-	-
C239	Manufacture of non-metallic mineral products, n.e.c.	45	930,262	-
C241	Manufacture of basic iron and steel	11	-	-
C251	Manufacture of structural metal products, tanks, reservoirs and steam generators	15	4,201	4,201
C259	Manufacture of other fabricated metal products; metal working service activities	16	-	-
C273	Manufacture of wiring and wiring devices	S	S	S
C282	Manufacture of special purpose machinery	S	S	S
C292	Manufacture of bodies (coachwork) for motor vehicles; manufacture of trailers and semi-trailers	3	-	-
C293	Manufacture of parts and accessories for motor vehicles	3	-	-
C309	Manufacture of transport equipment, n.e.c.	13	-	-
C321	Manufacture of jewelry, bijouterie and related articles	S	S	S
C324	Manufacture of games and toys	S	S	S
C329	Other manufacturing, n.e.c.	7	71	71
C331	Repair of fabricated metal products, machinery and equipment	17	469	469

Table 6.2 Number of Establishments and Capital Expenditures for Tangible Fixed Assets by Mode of Acquisition for Manufacturing Establishments by Region and Industry Group: Philippines, 2018

(Values are in thousand PhP, except number of establishments. Details may not add-up to total due to rounding and/or statistical disclosure control.)

Continued

2009 PSIC Code	Region / Industry Description	Number of Establishments	Capital Expenditures for Tangible Fixed Assets by Mode of Acquisition	
			Total	New Tangible Fixed Assets
			(1)	(2)
	II - Cagayan Valley	1,133	763,564	312,859
C101	Processing and preserving of meat	6	23,455	8,544
C102	Processing and preserving of fish, crustaceans and mollusks	4	-	-
C103	Processing and preserving of fruits and vegetables	8	120	120
C104	Manufacture of vegetable and animal oils and fats	S	S	S
C105	Manufacture of dairy products	4	-	-
C106	Manufacture of grain mill products, starches and starch products	175	96,247	83,013
C107	Manufacture of other food products	382	21,205	18,698
C108	Manufacture of prepared animal feeds	7	1,285	-
C110	Manufacture of beverages	227	588,040	171,311
C120	Manufacture of tobacco products	3	15,495	15,495
C131	Spinning, weaving and finishing of textiles	3	-	-
C139	Manufacture of other textiles	4	-	-
C142	Custom tailoring and dressmaking	34	92	92
C151	Tanning and dressing of leather; manufacture of luggage and handbags	3	-	-
C162	Manufacture of products of wood, cork, straw and plaiting materials	8	-	-
C181	Printing and service activities related to printing	122	-	-
C182	Reproduction of recorded media	3	-	-
C199	Manufacture of other fuel products	S	S	S
C201	Manufacture of basic chemicals	S	S	S
C222	Manufacture of plastics products	6	-	-
C239	Manufacture of non-metallic mineral products, n.e.c.	25	5,250	5,250
C241	Manufacture of basic iron and steel	9	-	-
C251	Manufacture of structural metal products, tanks, reservoirs and steam generators	12	-	-
C252	Manufacture of weapons and ammunition	S	S	S
C259	Manufacture of other fabricated metal products; metal working service activities	32	-	-
C279	Manufacture of other electrical equipment	3	-	-
C282	Manufacture of special purpose machinery	3	12,296	10,336
C310	Manufacture of furniture	21	-	-
C321	Manufacture of jewelry, bijouterie and related articles	5	-	-
C329	Other manufacturing, n.e.c.	S	S	S
C331	Repair of fabricated metal products, machinery and equipment	17	-	-

Table 6.2 Number of Establishments and Capital Expenditures for Tangible Fixed Assets by Mode of Acquisition for Manufacturing Establishments by Region and Industry Group: Philippines, 2018*(Values are in thousand PhP, except number of establishments. Details may not add-up to total due to rounding and/or statistical disclosure control.)**Continued*

2009 PSIC Code	Region / Industry Description	Number of Establishments	Capital Expenditures for Tangible Fixed Assets by Mode of Acquisition	
			Total	New Tangible Fixed Assets
		(1)	(2)	(3)
	III - Central Luzon	3,388	115,634,372	105,143,612
C101	Processing and preserving of meat	74	246,045	216,747
C102	Processing and preserving of fish, crustaceans and mollusks	27	121,334	89,081
C103	Processing and preserving of fruits and vegetables	31	266,422	178,189
C104	Manufacture of vegetable and animal oils and fats	4	4,310	1,931
C105	Manufacture of dairy products	12	6,842	3,321
C106	Manufacture of grain mill products, starches and starch products	235	967,534	294,718
C107	Manufacture of other food products	1,054	936,849	584,152
C108	Manufacture of prepared animal feeds	54	1,551,695	1,284,475
C110	Manufacture of beverages	360	321,616	285,901
C120	Manufacture of tobacco products	S	S	S
C131	Spinning, weaving and finishing of textiles	20	39,763	14,438
C139	Manufacture of other textiles	40	51,798	50,464
C141	Manufacture of wearing apparel, except fur apparel	149	427,551	323,703
C142	Custom tailoring and dressmaking	60	-	-
C143	Manufacture of knitted and crocheted apparel	3	-	-
C151	Tanning and dressing of leather; manufacture of luggage and handbags	41	326,396	121,994
C152	Manufacture of footwear	10	55,352	55,324
C161	Sawmilling and planing of wood	S	S	S
C162	Manufacture of products of wood, cork, straw and plaiting materials	63	11,310	3,077
C170	Manufacture of paper and paper products	35	853,133	431,816
C181	Printing and service activities related to printing	163	119,644	87,162
C192	Manufacture of refined petroleum products	3	3,829,032	822,893
C201	Manufacture of basic chemicals	21	1,326,036	1,273,894
C202	Manufacture of other chemical products, n.e.c.	35	117,139	108,056
C210	Manufacture of pharmaceuticals, medicinal chemical and botanical products	22	212,221	180,989
C221	Manufacture of rubber products	14	2,930,647	2,930,647
C222	Manufacture of plastics products	115	708,029	668,699
C231	Manufacture of glass and glass products	14	5,898	5,898
C239	Manufacture of non-metallic mineral products, n.e.c.	134	4,104,349	113,819
C241	Manufacture of basic iron and steel	44	757,814	589,066
C242	Manufacture of basic precious and other non-ferrous metals	4	16,880	16,880
C243	Casting of metals	7	16,595	16,595

Table 6.2 Number of Establishments and Capital Expenditures for Tangible Fixed Assets by Mode of Acquisition for Manufacturing Establishments by Region and Industry Group: Philippines, 2018

(Values are in thousand PhP, except number of establishments. Details may not add-up to total due to rounding and/or statistical disclosure control.)

Continued

2009 PSIC Code	Region / Industry Description	Number of Establishments	Capital Expenditures for Tangible Fixed Assets by Mode of Acquisition	
			Total	New Tangible Fixed Assets
		(1)	(2)	(3)
C251	Manufacture of structural metal products, tanks, reservoirs and steam generators	60	64,586	64,586
C259	Manufacture of other fabricated metal products; metal working service activities	85	565,503	266,973
C261	Manufacture of electronic components	14	92,058,987	91,914,730
C262	Manufacture of computers and peripheral equipment and accessories	5	162,742	141,281
C263	Manufacture of communication equipment	S	S	S
C264	Manufacture of consumer electronics	3	5	5
C265	Manufacture of measuring, testing, navigating and control equipment; watches and clocks	3	1,307	1,307
C271	Manufacture of electric motors, generators, transformers and electricity distribution and control apparatus	10	85,216	21,989
C272	Manufacture of batteries and accumulators	S	S	S
C273	Manufacture of wiring and wiring devices	10	82,583	57,346
C274	Manufacture of electric lighting equipment	7	3,491	3,491
C275	Manufacture of domestic appliances	4	60	60
C279	Manufacture of other electrical equipment	10	-	-
C281	Manufacture of general purpose machinery	13	247,409	25,984
C282	Manufacture of special purpose machinery	15	11,418	11,418
C291	Manufacture of motor vehicles	4	20,042	15,972
C292	Manufacture of bodies (coachwork) for motor vehicles; manufacture of trailers and semi-trailers	S	S	S
C293	Manufacture of parts and accessories for motor vehicles	9	1,051,818	1,050,323
C301	Building of ships and boats	S	S	S
C303	Manufacture of air and spacecraft and related machinery	5	-	-
C309	Manufacture of transport equipment, n.e.c.	13	5,495	666
C310	Manufacture of furniture	121	101,640	53,445
C321	Manufacture of jewelry, bijouterie and related articles	15	679	679
C322	Manufacture of musical instruments	S	S	S
C323	Manufacture of sports goods	3	63,601	10,477
C324	Manufacture of games and toys	8	-	-
C325	Manufacture of medical and dental instruments and supplies	9	565,502	565,502
C329	Other manufacturing, n.e.c.	42	1,198	632
C331	Repair of fabricated metal products, machinery and equipment	62	187,315	162,923
C332	Installation of industrial machinery and equipment	S	S	S
	IVA - CALABARZON	4,035	75,919,175	49,478,350
C101	Processing and preserving of meat	41	1,718,956	647,330

Table 6.2 Number of Establishments and Capital Expenditures for Tangible Fixed Assets by Mode of Acquisition for Manufacturing Establishments by Region and Industry Group: Philippines, 2018*(Values are in thousand PhP, except number of establishments. Details may not add-up to total due to rounding and/or statistical disclosure control.)**Continued*

2009 PSIC Code	Region / Industry Description	Number of Establishments	Capital Expenditures for Tangible Fixed Assets by Mode of Acquisition	
			Total	New Tangible Fixed Assets
		(1)	(2)	(3)
C102	Processing and preserving of fish, crustaceans and mollusks	12	33,184	17,991
C103	Processing and preserving of fruits and vegetables	19	152,074	88,742
C104	Manufacture of vegetable and animal oils and fats	31	325,223	107,792
C105	Manufacture of dairy products	12	188,730	188,730
C106	Manufacture of grain mill products, starches and starch products	90	15,458	7,771
C107	Manufacture of other food products	877	4,888,739	2,788,318
C108	Manufacture of prepared animal feeds	69	62,163	22,606
C110	Manufacture of beverages	291	1,603,120	1,423,648
C120	Manufacture of tobacco products	3	303,417	302,861
C131	Spinning, weaving and finishing of textiles	10	190,292	146,306
C139	Manufacture of other textiles	33	42,890	32,572
C141	Manufacture of wearing apparel, except fur apparel	244	211,766	136,978
C142	Custom tailoring and dressmaking	90	2,995	2,995
C143	Manufacture of knitted and crocheted apparel	16	9,633	8,692
C151	Tanning and dressing of leather; manufacture of luggage and handbags	24	177,768	72,779
C152	Manufacture of footwear	34	38,129	32,273
C161	Sawmilling and planing of wood	S	S	S
C162	Manufacture of products of wood, cork, straw and plaiting materials	64	784,219	256,411
C170	Manufacture of paper and paper products	76	427,371	370,266
C181	Printing and service activities related to printing	198	190,535	189,640
C182	Reproduction of recorded media	S	S	S
C192	Manufacture of refined petroleum products	S	S	S
C199	Manufacture of other fuel products	S	S	S
C201	Manufacture of basic chemicals	31	1,218,992	465,331
C202	Manufacture of other chemical products, n.e.c.	91	2,093,369	571,512
C210	Manufacture of pharmaceuticals, medicinal chemical and botanical products	34	853,727	352,177
C221	Manufacture of rubber products	35	294,060	222,947
C222	Manufacture of plastics products	181	1,837,411	1,504,123
C231	Manufacture of glass and glass products	18	94,454	94,454
C239	Manufacture of non-metallic mineral products, n.e.c.	115	3,983,685	1,516,813
C241	Manufacture of basic iron and steel	59	385,385	292,584
C242	Manufacture of basic precious and other non-ferrous metals	8	10,008	10,008
C243	Casting of metals	16	452,755	183,005
C251	Manufacture of structural metal products, tanks, reservoirs and steam generators	109	259,118	237,428

Table 6.2 Number of Establishments and Capital Expenditures for Tangible Fixed Assets by Mode of Acquisition for Manufacturing Establishments by Region and Industry Group: Philippines, 2018

(Values are in thousand PhP, except number of establishments. Details may not add-up to total due to rounding and/or statistical disclosure control.)

Continued

2009 PSIC Code	Region / Industry Description	Number of Establishments	Capital Expenditures for Tangible Fixed Assets by Mode of Acquisition	
			Total	New Tangible Fixed Assets
		(1)	(2)	(3)
C252	Manufacture of weapons and ammunition	S	S	S
C259	Manufacture of other fabricated metal products; metal working service activities	245	962,803	779,949
C261	Manufacture of electronic components	103	31,896,060	22,943,603
C262	Manufacture of computers and peripheral equipment and accessories	24	610,425	478,966
C263	Manufacture of communication equipment	10	18,083	15,294
C264	Manufacture of consumer electronics	12	566,089	462,200
C265	Manufacture of measuring, testing, navigating and control equipment; watches and clocks	5	18	18
C267	Manufacture of optical instruments and photographic equipment	9	1,919,715	129,805
C271	Manufacture of electric motors, generators, transformers and electricity distribution and control apparatus	46	555,831	356,222
C272	Manufacture of batteries and accumulators	S	S	S
C273	Manufacture of wiring and wiring devices	20	488,500	281,079
C274	Manufacture of electric lighting equipment	15	273,879	215,527
C275	Manufacture of domestic appliances	12	1,621	1,621
C279	Manufacture of other electrical equipment	14	1,036,967	875,484
C281	Manufacture of general purpose machinery	41	2,600,342	2,270,379
C282	Manufacture of special purpose machinery	73	512,981	436,478
C291	Manufacture of motor vehicles	13	534,719	221,309
C292	Manufacture of bodies (coachwork) for motor vehicles; manufacture of trailers and semi-trailers	10	11,774	9,740
C293	Manufacture of parts and accessories for motor vehicles	74	5,767,758	2,755,004
C301	Building of ships and boats	5	548	103
C302	Manufacture of railway locomotive and rolling stock	S	S	S
C303	Manufacture of air and spacecraft and related machinery	S	S	S
C309	Manufacture of transport equipment, n.e.c.	21	863,507	764,699
C310	Manufacture of furniture	150	19,941	17,208
C321	Manufacture of jewelry, bijouterie and related articles	4	-	-
C322	Manufacture of musical instruments	S	S	S
C323	Manufacture of sports goods	8	10,536	10,536
C324	Manufacture of games and toys	6	41,479	10,972
C325	Manufacture of medical and dental instruments and supplies	21	736,302	517,180
C329	Other manufacturing, n.e.c.	17	35,378	35,348
C331	Repair of fabricated metal products, machinery and equipment	133	76,085	66,335
C332	Installation of industrial machinery and equipment	S	S	S

Table 6.2 Number of Establishments and Capital Expenditures for Tangible Fixed Assets by Mode of Acquisition for Manufacturing Establishments by Region and Industry Group: Philippines, 2018

(Values are in thousand pesos, except number of establishments. Details may not add up to total due to rounding and/or suppression.)

Continued

2009 PSIC Code	Region / Industry Description	Number of Establishments	Capital Expenditures for Tangible Fixed Assets by Mode of Acquisition	
			Total	New Tangible Fixed Assets
		(1)	(2)	(3)
	MIMAROPA	1,118	405,280	260,250
C101	Processing and preserving of meat	3	-	-
C102	Processing and preserving of fish, crustaceans and mollusks	S	S	S
C103	Processing and preserving of fruits and vegetables	S	S	S
C104	Manufacture of vegetable and animal oils and fats	7	12,005	12,005
C105	Manufacture of dairy products	5	89	89
C106	Manufacture of grain mill products, starches and starch products	98	170,155	159,103
C107	Manufacture of other food products	432	182,849	53,336
C110	Manufacture of beverages	289	9,929	9,929
C131	Spinning, weaving and finishing of textiles	3	2,115	2,115
C141	Manufacture of wearing apparel, except fur apparel	8	-	-
C142	Custom tailoring and dressmaking	22	10,334	10,334
C151	Tanning and dressing of leather; manufacture of luggage and handbags	3	-	-
C161	Sawmilling and planing of wood	4	-	-
C162	Manufacture of products of wood, cork, straw and plaiting materials	13	224	143
C181	Printing and service activities related to printing	123	2,171	2,171
C201	Manufacture of basic chemicals	3	-	-
C202	Manufacture of other chemical products, n.e.c.	S	S	S
C210	Manufacture of pharmaceuticals, medicinal chemical and botanical products	S	S	S
C222	Manufacture of plastics products	6	-	-
C239	Manufacture of non-metallic mineral products, n.e.c.	37	3,131	2,131
C241	Manufacture of basic iron and steel	8	-	-
C242	Manufacture of basic precious and other non-ferrous metals	S	S	S
C259	Manufacture of other fabricated metal products; metal working service activities	19	-	-
C282	Manufacture of special purpose machinery	S	S	S
C310	Manufacture of furniture	21	-	-
C331	Repair of fabricated metal products, machinery and equipment	5	10,094	6,709
	V - Bicol Region	1,339	1,363,135	808,675
C101	Processing and preserving of meat	14	27,095	12,570
C102	Processing and preserving of fish, crustaceans and mollusks	28	4,146	3,598

Table 6.2 Number of Establishments and Capital Expenditures for Tangible Fixed Assets by Mode of Acquisition for Manufacturing Establishments by Region and Industry Group: Philippines, 2018

(Values are in thousand PhP, except number of establishments. Details may not add-up to total due to rounding and/or statistical disclosure control.)

Continued

2009 PSIC Code	Region / Industry Description	Number of Establishments	Capital Expenditures for Tangible Fixed Assets by Mode of Acquisition	
			Total	New Tangible Fixed Assets
		(1)	(2)	(3)
C103	Processing and preserving of fruits and vegetables	5	-	-
C104	Manufacture of vegetable and animal oils and fats	9	64,247	19,514
C105	Manufacture of dairy products	6	4,855	1,206
C106	Manufacture of grain mill products, starches and starch products	67	93,503	52,423
C107	Manufacture of other food products	542	125,863	109,776
C108	Manufacture of prepared animal feeds	4	16,848	16,848
C110	Manufacture of beverages	249	6,093	413
C120	Manufacture of tobacco products	S	S	S
C131	Spinning, weaving and finishing of textiles	6	-	-
C139	Manufacture of other textiles	10	1,001	10
C141	Manufacture of wearing apparel, except fur apparel	19	8,615	8,300
C142	Custom tailoring and dressmaking	55	-	-
C151	Tanning and dressing of leather; manufacture of luggage and handbags	3	-	-
C152	Manufacture of footwear	4	-	-
C162	Manufacture of products of wood, cork, straw and plaiting materials	32	3,539	2,537
C170	Manufacture of paper and paper products	5	407,070	417
C181	Printing and service activities related to printing	93	35,531	26,788
C201	Manufacture of basic chemicals	3	-	-
C210	Manufacture of pharmaceuticals, medicinal chemical and botanical products	5	-	-
C231	Manufacture of glass and glass products	S	S	S
C239	Manufacture of non-metallic mineral products, n.e.c.	29	54,752	48,358
C241	Manufacture of basic iron and steel	12	1,925	1,676
C242	Manufacture of basic precious and other non-ferrous metals	S	S	S
C251	Manufacture of structural metal products, tanks, reservoirs and steam generators	21	8,148	4,436
C259	Manufacture of other fabricated metal products; metal working service activities	31	-	-
C281	Manufacture of general purpose machinery	4	40,109	40,012
C282	Manufacture of special purpose machinery	3	-	-
C293	Manufacture of parts and accessories for motor vehicles	3	-	-
C310	Manufacture of furniture	25	-	-
C329	Other manufacturing, n.e.c.	19	-	-
C331	Repair of fabricated metal products, machinery and equipment	29	-	-

Table 6.2 Number of Establishments and Capital Expenditures for Tangible Fixed Assets by Mode of Acquisition for Manufacturing Establishments by Region and Industry Group: Philippines, 2018

(Values are in thousand PhP, except number of establishments. Details may not add-up to total due to rounding and/or statistical disclosure control.)

Continued

2009 PSIC Code	Region / Industry Description	Number of Establishments	Capital Expenditures for Tangible Fixed Assets by Mode of Acquisition	
			Total	New Tangible Fixed Assets
		(1)	(2)	(3)
	VI - Western Visayas	1,425	2,887,118	1,361,450
C101	Processing and preserving of meat	19	510	-
C102	Processing and preserving of fish, crustaceans and mollusks	31	10,999	8,651
C103	Processing and preserving of fruits and vegetables	S	S	S
C104	Manufacture of vegetable and animal oils and fats	5	-	-
C105	Manufacture of dairy products	5	-	-
C106	Manufacture of grain mill products, starches and starch products	107	15,612	3,749
C107	Manufacture of other food products	444	1,595,498	883,475
C108	Manufacture of prepared animal feeds	3	518,611	110,191
C110	Manufacture of beverages	282	289,216	153,865
C131	Spinning, weaving and finishing of textiles	14	-	-
C139	Manufacture of other textiles	4	-	-
C141	Manufacture of wearing apparel, except fur apparel	17	289	202
C142	Custom tailoring and dressmaking	63	9,317	263
C161	Sawmilling and planing of wood	3	61	61
C162	Manufacture of products of wood, cork, straw and plaiting materials	14	922	54
C181	Printing and service activities related to printing	145	3,852	2,940
C192	Manufacture of refined petroleum products	S	S	S
C201	Manufacture of basic chemicals	9	232,627	39,316
C202	Manufacture of other chemical products, n.e.c.	S	S	S
C210	Manufacture of pharmaceuticals, medicinal chemical and botanical products	7	-	-
C221	Manufacture of rubber products	3	-	-
C222	Manufacture of plastics products	21	143,898	143,898
C231	Manufacture of glass and glass products	4	-	-
C239	Manufacture of non-metallic mineral products, n.e.c.	99	6,167	6,130
C241	Manufacture of basic iron and steel	14	-	-
C243	Casting of metals	5	-	-
C251	Manufacture of structural metal products, tanks, reservoirs and steam generators	17	-	-
C259	Manufacture of other fabricated metal products; metal working service activities	33	-	-
C265	Manufacture of measuring, testing, navigating and control equipment; watches and clocks	S	S	S
C267	Manufacture of optical instruments and photographic equipment	S	S	S
C282	Manufacture of special purpose machinery	3	4,061	4,061

Table 6.2 Number of Establishments and Capital Expenditures for Tangible Fixed Assets by Mode of Acquisition for Manufacturing Establishments by Region and Industry Group: Philippines, 2018

(Values are in thousand PhP, except number of establishments. Details may not add-up to total due to rounding and/or statistical disclosure control.)

Continued

2009 PSIC Code	Region / Industry Description	Number of Establishments	Capital Expenditures for Tangible Fixed Assets by Mode of Acquisition	
			Total	New Tangible Fixed Assets
		(1)	(2)	(3)
C293	Manufacture of parts and accessories for motor vehicles	3	-	-
C310	Manufacture of furniture	12	53,383	3,015
C321	Manufacture of jewelry, bijouterie and related articles	5	655	655
C329	Other manufacturing, n.e.c.	11	116	116
C331	Repair of fabricated metal products, machinery and equipment	16	-	-
	VII - Central Visayas	2,347	11,369,604	8,244,900
C101	Processing and preserving of meat	27	126,971	71,335
C102	Processing and preserving of fish, crustaceans and mollusks	34	185,453	143,603
C103	Processing and preserving of fruits and vegetables	21	87,384	15,495
C104	Manufacture of vegetable and animal oils and fats	14	55,925	24,096
C105	Manufacture of dairy products	6	5,344	4,470
C106	Manufacture of grain mill products, starches and starch products	71	71,148	2,138
C107	Manufacture of other food products	758	361,811	18,406
C108	Manufacture of prepared animal feeds	19	3,079,566	2,143,767
C110	Manufacture of beverages	247	102,829	92,937
C131	Spinning, weaving and finishing of textiles	4	-	-
C139	Manufacture of other textiles	13	1,603	1,603
C141	Manufacture of wearing apparel, except fur apparel	53	41,359	34,581
C142	Custom tailoring and dressmaking	50	-	-
C151	Tanning and dressing of leather; manufacture of luggage and handbags	S	S	S
C152	Manufacture of footwear	16	1,706	607
C161	Sawmilling and planing of wood	8	3,200	-
C162	Manufacture of products of wood, cork, straw and plaiting materials	15	16,601	229
C170	Manufacture of paper and paper products	19	45,858	20,065
C181	Printing and service activities related to printing	268	95,459	24,131
C201	Manufacture of basic chemicals	18	105,263	104,082
C202	Manufacture of other chemical products, n.e.c.	36	133,748	70,588
C210	Manufacture of pharmaceuticals, medicinal chemical and botanical products	4	35,956	35,956
C221	Manufacture of rubber products	7	281,139	281,139
C222	Manufacture of plastics products	71	134,127	98,674
C231	Manufacture of glass and glass products	7	53,056	51,152
C239	Manufacture of non-metallic mineral products, n.e.c.	45	1,333,289	687,503

Table 6.2 Number of Establishments and Capital Expenditures for Tangible Fixed Assets by Mode of Acquisition for Manufacturing Establishments by Region and Industry Group: Philippines, 2018

(Values are in thousand PhP, except number of establishments. Details may not add-up to total due to rounding and/or statistical disclosure control.)

Continued

2009 PSIC Code	Region / Industry Description	Number of Establishments	Capital Expenditures for Tangible Fixed Assets by Mode of Acquisition	
			Total	New Tangible Fixed Assets
		(1)	(2)	(3)
C241	Manufacture of basic iron and steel	29	102,258	99,368
C242	Manufacture of basic precious and other non-ferrous metals	S	S	S
C243	Casting of metals	8	273,079	269,915
C251	Manufacture of structural metal products, tanks, reservoirs and steam generators	10	3,638	3,638
C252	Manufacture of weapons and ammunition	S	S	S
C259	Manufacture of other fabricated metal products; metal working service activities	50	523,610	225,547
C261	Manufacture of electronic components	10	2,161,920	2,037,435
C262	Manufacture of computers and peripheral equipment and accessories	S	S	S
C263	Manufacture of communication equipment	S	S	S
C264	Manufacture of consumer electronics	3	20,404	20,404
C265	Manufacture of measuring, testing, navigating and control equipment; watches and clocks	5	83,505	71,098
C267	Manufacture of optical instruments and photographic equipment	12	19,928	18,554
C271	Manufacture of electric motors, generators, transformers and electricity distribution and control apparatus	7	30,146	24,468
C273	Manufacture of wiring and wiring devices	S	S	S
C274	Manufacture of electric lighting equipment	4	-	-
C275	Manufacture of domestic appliances	S	S	S
C279	Manufacture of other electrical equipment	S	S	S
C281	Manufacture of general purpose machinery	5	83,771	82,972
C282	Manufacture of special purpose machinery	5	-	-
C291	Manufacture of motor vehicles	10	1,233	1,233
C293	Manufacture of parts and accessories for motor vehicles	8	844	844
C301	Building of ships and boats	13	954,052	911,936
C309	Manufacture of transport equipment, n.e.c.	3	85,532	85,532
C310	Manufacture of furniture	173	161,506	63,606
C321	Manufacture of jewelry, bijouterie and related articles	37	1,899	1,899
C322	Manufacture of musical instruments	S	S	S
C323	Manufacture of sports goods	S	S	S
C324	Manufacture of games and toys	S	S	S
C325	Manufacture of medical and dental instruments and supplies	15	116,905	59,322
C329	Other manufacturing, n.e.c.	24	13,030	3,904
C331	Repair of fabricated metal products, machinery and equipment	66	46,943	26,209
	VIII - Eastern Visayas	1,415	3,370,572	3,354,263
C101	Processing and preserving of meat	S	S	S

Table 6.2 Number of Establishments and Capital Expenditures for Tangible Fixed Assets by Mode of Acquisition for Manufacturing Establishments by Region and Industry Group: Philippines, 2018

(Values are in thousand PhP, except number of establishments. Details may not add-up to total due to rounding and/or statistical disclosure control.)

Continued

2009 PSIC Code	Region / Industry Description	Number of Establishments	Capital Expenditures for Tangible Fixed Assets by Mode of Acquisition	
			Total	New Tangible Fixed Assets
		(1)	(2)	(3)
C102	Processing and preserving of fish, crustaceans and mollusks	8	1,919	1,919
C103	Processing and preserving of fruits and vegetables	5	1,322	-
C104	Manufacture of vegetable and animal oils and fats	7	3,922	1,797
C105	Manufacture of dairy products	S	S	S
C106	Manufacture of grain mill products, starches and starch products	100	4,063	3,760
C107	Manufacture of other food products	646	24,116	21,824
C110	Manufacture of beverages	365	-	-
C131	Spinning, weaving and finishing of textiles	4	-	-
C139	Manufacture of other textiles	S	S	S
C141	Manufacture of wearing apparel, except fur apparel	8	-	-
C142	Custom tailoring and dressmaking	34	76	76
C162	Manufacture of products of wood, cork, straw and plaiting materials	13	-	-
C170	Manufacture of paper and paper products	7	4,542	4,521
C181	Printing and service activities related to printing	76	17,023	12,642
C201	Manufacture of basic chemicals	7	1,995	1,677
C210	Manufacture of pharmaceuticals, medicinal chemical and botanical products	S	S	S
C222	Manufacture of plastics products	9	7,313	7,313
C231	Manufacture of glass and glass products	6	-	-
C239	Manufacture of non-metallic mineral products, n.e.c.	38	42,191	36,691
C241	Manufacture of basic iron and steel	3	-	-
C242	Manufacture of basic precious and other non-ferrous metals	S	S	S
C243	Casting of metals	S	S	S
C251	Manufacture of structural metal products, tanks, reservoirs and steam generators	5	-	-
C259	Manufacture of other fabricated metal products; metal working service activities	38	197	197
C273	Manufacture of wiring and wiring devices	S	S	S
C282	Manufacture of special purpose machinery	S	S	S
C310	Manufacture of furniture	4	-	-
C321	Manufacture of jewelry, bijouterie and related articles	5	-	-
C329	Other manufacturing, n.e.c.	12	140	140
C331	Repair of fabricated metal products, machinery and equipment	6	1,554	1,507
	IX - Zamboanga Peninsula	1,278	545,537	356,843
C101	Processing and preserving of meat	12	4,773	387

Table 6.2 Number of Establishments and Capital Expenditures for Tangible Fixed Assets by Mode of Acquisition for Manufacturing Establishments by Region and Industry Group: Philippines, 2018

(Values are in thousand PhP, except number of establishments. Details may not add-up to total due to rounding and/or statistical disclosure control.)

Continued

2009 PSIC Code	Region / Industry Description	Number of Establishments	Capital Expenditures for Tangible Fixed Assets by Mode of Acquisition	
			Total	New Tangible Fixed Assets
		(1)	(2)	(3)
C102	Processing and preserving of fish, crustaceans and mollusks	29	248,868	185,089
C104	Manufacture of vegetable and animal oils and fats	6	10,058	551
C105	Manufacture of dairy products	4	-	-
C106	Manufacture of grain mill products, starches and starch products	133	42,773	-
C107	Manufacture of other food products	649	48,976	38,611
C108	Manufacture of prepared animal feeds	S	S	S
C110	Manufacture of beverages	151	35,153	17,165
C139	Manufacture of other textiles	S	S	S
C142	Custom tailoring and dressmaking	37	3,449	145
C161	Sawmilling and planing of wood	4	2,696	2,696
C162	Manufacture of products of wood, cork, straw and plaiting materials	S	S	S
C181	Printing and service activities related to printing	81	57,916	32,057
C221	Manufacture of rubber products	5	2,000	-
C222	Manufacture of plastics products	8	-	-
C231	Manufacture of glass and glass products	4	-	-
C239	Manufacture of non-metallic mineral products, n.e.c.	36	5,743	5,743
C241	Manufacture of basic iron and steel	5	1,767	-
C251	Manufacture of structural metal products, tanks, reservoirs and steam generators	12	399	-
C259	Manufacture of other fabricated metal products; metal working service activities	23	59,727	54,780
C310	Manufacture of furniture	26	-	-
C321	Manufacture of jewelry, bijouterie and related articles	S	S	S
C329	Other manufacturing, n.e.c.	4	1,620	-
C331	Repair of fabricated metal products, machinery and equipment	44	587	587
	X - Northern Mindanao	1,124	5,517,056	2,908,048
C101	Processing and preserving of meat	23	51,444	27,289
C102	Processing and preserving of fish, crustaceans and mollusks	S	S	S
C103	Processing and preserving of fruits and vegetables	15	1,661,999	1,228,809
C104	Manufacture of vegetable and animal oils and fats	9	257,568	55,895
C105	Manufacture of dairy products	6	1,847	164
C106	Manufacture of grain mill products, starches and starch products	36	316,275	271,434
C107	Manufacture of other food products	409	928,491	743,693
C108	Manufacture of prepared animal feeds	7	88,272	87,409

Table 6.2 Number of Establishments and Capital Expenditures for Tangible Fixed Assets by Mode of Acquisition for Manufacturing Establishments by Region and Industry Group: Philippines, 2018

(Values are in thousand PhP, except number of establishments. Details may not add-up to total due to rounding and/or statistical disclosure control.)

Continued

2009 PSIC Code	Region / Industry Description	Number of Establishments	Capital Expenditures for Tangible Fixed Assets by Mode of Acquisition	
			Total	New Tangible Fixed Assets
		(1)	(2)	(3)
C110	Manufacture of beverages	182	198,917	19,772
C131	Spinning, weaving and finishing of textiles	3	-	-
C139	Manufacture of other textiles	5	840	-
C141	Manufacture of wearing apparel, except fur apparel	10	8,706	-
C142	Custom tailoring and dressmaking	43	22,480	5,571
C152	Manufacture of footwear	4	194	-
C161	Sawmilling and planing of wood	15	104,776	96,409
C162	Manufacture of products of wood, cork, straw and plaiting materials	14	8,545	-
C170	Manufacture of paper and paper products	6	103,083	84,720
C181	Printing and service activities related to printing	92	31,975	11,854
C192	Manufacture of refined petroleum products	3	638	-
C201	Manufacture of basic chemicals	11	904,380	89,180
C202	Manufacture of other chemical products, n.e.c.	4	14,500	555
C210	Manufacture of pharmaceuticals, medicinal chemical and botanical products	S	S	S
C221	Manufacture of rubber products	S	S	S
C222	Manufacture of plastics products	22	90,113	84,061
C231	Manufacture of glass and glass products	3	-	-
C239	Manufacture of non-metallic mineral products, n.e.c.	38	432,576	8,544
C241	Manufacture of basic iron and steel	10	36,501	33,249
C243	Casting of metals	3	358	-
C251	Manufacture of structural metal products, tanks, reservoirs and steam generators	26	20,899	10,678
C259	Manufacture of other fabricated metal products; metal working service activities	17	4,659	436
C264	Manufacture of consumer electronics	S	S	S
C271	Manufacture of electric motors, generators, transformers and electricity distribution and control apparatus	S	S	S
C281	Manufacture of general purpose machinery	S	S	S
C282	Manufacture of special purpose machinery	S	S	S
C291	Manufacture of motor vehicles	3	2,927	-
C293	Manufacture of parts and accessories for motor vehicles	3	787	787
C310	Manufacture of furniture	39	44,355	12,113
C321	Manufacture of jewelry, bijouterie and related articles	S	S	S
C324	Manufacture of games and toys	S	S	S
C329	Other manufacturing, n.e.c.	S	S	S
C331	Repair of fabricated metal products, machinery and equipment	49	160,426	24,662

Table 6.2 Number of Establishments and Capital Expenditures for Tangible Fixed Assets by Mode of Acquisition for Manufacturing Establishments by Region and Industry Group: Philippines, 2018

(Values are in thousand PhP, except number of establishments. Details may not add-up to total due to rounding and/or statistical disclosure control.)

Continued

2009 PSIC Code	Region / Industry Description	Number of Establishments	Capital Expenditures for Tangible Fixed Assets by Mode of Acquisition	
			Total	New Tangible Fixed Assets
		(1)	(2)	(3)
	XI - Davao Region	1,478	2,666,708	1,077,511
C101	Processing and preserving of meat	13	-	-
C102	Processing and preserving of fish, crustaceans and mollusks	5	-	-
C103	Processing and preserving of fruits and vegetables	13	16,940	16,912
C104	Manufacture of vegetable and animal oils and fats	17	120,713	31,384
C105	Manufacture of dairy products	5	-	-
C106	Manufacture of grain mill products, starches and starch products	131	11,610	11,600
C107	Manufacture of other food products	430	93,801	65,877
C108	Manufacture of prepared animal feeds	7	462,131	318,218
C110	Manufacture of beverages	270	124,129	124,129
C120	Manufacture of tobacco products	S	S	S
C139	Manufacture of other textiles	19	3,106	1,823
C141	Manufacture of wearing apparel, except fur apparel	23	8,401	605
C142	Custom tailoring and dressmaking	41	1,895	1,895
C152	Manufacture of footwear	5	-	-
C161	Sawmilling and planing of wood	3	-	-
C162	Manufacture of products of wood, cork, straw and plaiting materials	31	28,536	15,755
C170	Manufacture of paper and paper products	15	108,505	81,316
C181	Printing and service activities related to printing	123	35,141	30,216
C192	Manufacture of refined petroleum products	S	S	S
C201	Manufacture of basic chemicals	22	21,023	21,023
C202	Manufacture of other chemical products, n.e.c.	8	221,199	183,607
C210	Manufacture of pharmaceuticals, medicinal chemical and botanical products	8	12,024	11,807
C221	Manufacture of rubber products	4	-	-
C222	Manufacture of plastics products	42	103,039	74,441
C231	Manufacture of glass and glass products	4	5,069	5,069
C239	Manufacture of non-metallic mineral products, n.e.c.	46	1,154,389	10,315
C241	Manufacture of basic iron and steel	11	89,723	57,506
C242	Manufacture of basic precious and other non-ferrous metals	3	-	-
C243	Casting of metals	S	S	S
C251	Manufacture of structural metal products, tanks, reservoirs and steam generators	15	329	329
C252	Manufacture of weapons and ammunition	S	S	S
C259	Manufacture of other fabricated metal products; metal working service activities	10	-	-

Table 6.2 Number of Establishments and Capital Expenditures for Tangible Fixed Assets by Mode of Acquisition for Manufacturing Establishments by Region and Industry Group: Philippines, 2018

(Values are in thousand PhP, except number of establishments. Details may not add-up to total due to rounding and/or statistical disclosure control.)

Continued

2009 PSIC Code	Region / Industry Description	Number of Establishments	Capital Expenditures for Tangible Fixed Assets by Mode of Acquisition	
			Total	New Tangible Fixed Assets
		(1)	(2)	(3)
C265	Manufacture of measuring, testing, navigating and control equipment; watches and clocks	S	S	S
C271	Manufacture of electric motors, generators, transformers and electricity distribution and control apparatus	S	S	S
C275	Manufacture of domestic appliances	3	-	-
C281	Manufacture of general purpose machinery	4	-	-
C282	Manufacture of special purpose machinery	26	-	-
C291	Manufacture of motor vehicles	S	S	S
C293	Manufacture of parts and accessories for motor vehicles	3	-	-
C301	Building of ships and boats	S	S	S
C310	Manufacture of furniture	48	28,961	2,258
C321	Manufacture of jewelry, bijouterie and related articles	5	-	-
C329	Other manufacturing, n.e.c.	11	3,207	3,207
C331	Repair of fabricated metal products, machinery and equipment	44	294	-
	XII - SOCCSKSARGEN	1,220	1,394,243	767,702
C101	Processing and preserving of meat	6	1,518	1,518
C102	Processing and preserving of fish, crustaceans and mollusks	24	452,838	337,546
C103	Processing and preserving of fruits and vegetables	S	S	S
C104	Manufacture of vegetable and animal oils and fats	7	360,293	112,669
C105	Manufacture of dairy products	3	1,650	1,650
C106	Manufacture of grain mill products, starches and starch products	180	10,773	213
C107	Manufacture of other food products	390	77,308	51,984
C108	Manufacture of prepared animal feeds	3	4,198	4,160
C110	Manufacture of beverages	250	80,562	-
C131	Spinning, weaving and finishing of textiles	6	-	-
C139	Manufacture of other textiles	3	-	-
C141	Manufacture of wearing apparel, except fur apparel	13	1,395	1,395
C142	Custom tailoring and dressmaking	51	18,226	2,266
C161	Sawmilling and planing of wood	7	63	63
C162	Manufacture of products of wood, cork, straw and plaiting materials	8	318	318
C170	Manufacture of paper and paper products	4	27,160	19,385
C181	Printing and service activities related to printing	107	89,583	89,583
C192	Manufacture of refined petroleum products	S	S	S
C201	Manufacture of basic chemicals	10	1,034	833

Table 6.2 Number of Establishments and Capital Expenditures for Tangible Fixed Assets by Mode of Acquisition for Manufacturing Establishments by Region and Industry Group: Philippines, 2018

(Values are in thousand PhP, except number of establishments. Details may not add-up to total due to rounding and/or statistical disclosure control.)

Continued

2009 PSIC Code	Region / Industry Description	Number of Establishments	Capital Expenditures for Tangible Fixed Assets by Mode of Acquisition	
			Total	New Tangible Fixed Assets
		(1)	(2)	(3)
C202	Manufacture of other chemical products, n.e.c.	S	S	S
C221	Manufacture of rubber products	S	S	S
C222	Manufacture of plastics products	S	S	S
C231	Manufacture of glass and glass products	S	S	S
C239	Manufacture of non-metallic mineral products, n.e.c.	32	-	-
C241	Manufacture of basic iron and steel	12	-	-
C243	Casting of metals	S	S	S
C251	Manufacture of structural metal products, tanks, reservoirs and steam generators	13	-	-
C259	Manufacture of other fabricated metal products; metal working service activities	42	82,693	74,630
C301	Building of ships and boats	S	S	S
C310	Manufacture of furniture	10	10,661	831
C323	Manufacture of sports goods	S	S	S
C331	Repair of fabricated metal products, machinery and equipment	29	53,895	48,736
	XIII - Caraga	1,050	3,765,461	3,168,230
C101	Processing and preserving of meat	9	74,578	56,627
C102	Processing and preserving of fish, crustaceans and mollusks	S	S	S
C103	Processing and preserving of fruits and vegetables	S	S	S
C104	Manufacture of vegetable and animal oils and fats	5	66,118	62,529
C106	Manufacture of grain mill products, starches and starch products	46	182,910	59,900
C107	Manufacture of other food products	498	108,858	98,478
C108	Manufacture of prepared animal feeds	4	-	-
C110	Manufacture of beverages	167	-	-
C139	Manufacture of other textiles	3	50	8
C141	Manufacture of wearing apparel, except fur apparel	3	3,216	1,204
C142	Custom tailoring and dressmaking	22	1,610	1,610
C161	Sawmilling and planing of wood	7	75,345	74,214
C162	Manufacture of products of wood, cork, straw and plaiting materials	10	85,707	57,295
C181	Printing and service activities related to printing	86	12,725	12,725
C201	Manufacture of basic chemicals	S	S	S
C202	Manufacture of other chemical products, n.e.c.	13	18,937	3,084
C231	Manufacture of glass and glass products	S	S	S
C239	Manufacture of non-metallic mineral products, n.e.c.	35	45,049	45,049

Table 6.2 Number of Establishments and Capital Expenditures for Tangible Fixed Assets by Mode of Acquisition for Manufacturing Establishments by Region and Industry Group: Philippines, 2018

(Values are in thousand PhP, except number of establishments. Details may not add-up to total due to rounding and/or statistical disclosure control.)

Continued

2009 PSIC Code	Region / Industry Description	Number of Establishments	Capital Expenditures for Tangible Fixed Assets by Mode of Acquisition	
			Total	New Tangible Fixed Assets
			(1)	(2)
C241	Manufacture of basic iron and steel	3	-	-
C242	Manufacture of basic precious and other non-ferrous metals	S	S	S
C259	Manufacture of other fabricated metal products; metal working service activities	32	4,791	2,291
C275	Manufacture of domestic appliances	3	-	-
C301	Building of ships and boats	S	S	S
C309	Manufacture of transport equipment, n.e.c.	7	-	-
C310	Manufacture of furniture	29	12,436	10,556
C321	Manufacture of jewelry, bijouterie and related articles	9	-	-
C324	Manufacture of games and toys	3	101	-
C329	Other manufacturing, n.e.c.	12	36	36
C331	Repair of fabricated metal products, machinery and equipment	34	7,123	7,123
	Autonomous Region in Muslim Mindanao	343	3,719,976	71,065
C104	Manufacture of vegetable and animal oils and fats	S	S	S
C106	Manufacture of grain mill products, starches and starch products	46	3,457,112	5,263
C107	Manufacture of other food products	83	60,023	28,591
C108	Manufacture of prepared animal feeds	3	58	-
C110	Manufacture of beverages	124	81,713	17,554
C142	Custom tailoring and dressmaking	22	15,355	2,455
C181	Printing and service activities related to printing	46	4,107	4,107
C221	Manufacture of rubber products	S	S	S
C239	Manufacture of non-metallic mineral products, n.e.c.	7	342	-
C251	Manufacture of structural metal products, tanks, reservoirs and steam generators	5	415	-
C310	Manufacture of furniture	5	87,754	-

Table 6.2 Number of Establishments and Capital Expenditures for Tangible Fixed Assets by Mode of Acquisition for Manufacturing Establishments by Region and Industry Group: Philippines, 2018

(Values are in thousand PhP, except number of establishments. Details may not add-up to total due to rounding and/or statistical disclosure control.)

Continued

2009 PSIC Code	Region / Industry Description	Capital Expenditures for Tangible Fixed Assets by Mode of Acquisition		
		Major Alterations and Improvements on Tangible Fixed Assets	Land and Used Tangible Fixed Assets	Tangible Fixed Assets Produced on Own Account
		(4)	(5)	(6)
	Philippines	40,939,189	10,407,396	8,334,917
C101	Processing and preserving of meat	534,780	86,654	700,699
C102	Processing and preserving of fish, crustaceans and mollusks	265,396	10,185	16,419
C103	Processing and preserving of fruits and vegetables	594,522	101,112	1,322
C104	Manufacture of vegetable and animal oils and fats	769,805	202,498	44,929
C105	Manufacture of dairy products	42,871	59,408	-
C106	Manufacture of grain mill products, starches and starch products	977,792	487,977	3,588,534
C107	Manufacture of other food products	3,345,054	868,452	257,099
C108	Manufacture of prepared animal feeds	249,358	1,339,138	208,659
C110	Manufacture of beverages	1,621,749	298,673	636,987
C120	Manufacture of tobacco products	555	-	-
C131	Spinning, weaving and finishing of textiles	68,511	800	-
C139	Manufacture of other textiles	13,953	11,990	-
C141	Manufacture of wearing apparel, except fur apparel	122,701	95,130	4,605
C142	Custom tailoring and dressmaking	32,177	8,450	23,651
C143	Manufacture of knitted and crocheted apparel	941	-	-
C151	Tanning and dressing of leather; manufacture of luggage and handbags	309,392	-	-
C152	Manufacture of footwear	6,078	1,098	-
C161	Sawmilling and planing of wood	3,780	9,179	-
C162	Manufacture of products of wood, cork, straw and plaiting materials	65,817	536,741	2,275
C170	Manufacture of paper and paper products	931,786	272,330	4,014
C181	Printing and service activities related to printing	83,676	184,076	5,231
C182	Reproduction of recorded media	-	-	-
C192	Manufacture of refined petroleum products	305,054	2,803,487	-
C199	Manufacture of other fuel products	-	-	-
C201	Manufacture of basic chemicals	1,328,221	484,948	3,109
C202	Manufacture of other chemical products, n.e.c.	2,646,446	43,966	198,340
C203	Manufacture of man-made fibers	S	S	S
C210	Manufacture of pharmaceuticals, medicinal chemical and botanical products	1,621,970	26,691	-
C221	Manufacture of rubber products	73,664	172	260
C222	Manufacture of plastics products	407,580	92,325	13,188
C231	Manufacture of glass and glass products	1,904	-	-
C239	Manufacture of non-metallic mineral products, n.e.c.	8,831,220	842,737	724
C241	Manufacture of basic iron and steel	125,078	219,133	-

Table 6.2 Number of Establishments and Capital Expenditures for Tangible Fixed Assets by Mode of Acquisition for Manufacturing Establishments by Region and Industry Group: Philippines, 2018

(Values are in thousand PhP, except number of establishments. Details may not add-up to total due to rounding and/or statistical disclosure control.)

Continued

2009 PSIC Code	Region / Industry Description	Capital Expenditures for Tangible Fixed Assets by Mode of Acquisition		
		Major Alterations and Improvements on Tangible Fixed Assets	Land and Used Tangible Fixed Assets	Tangible Fixed Assets Produced on Own Account
		(4)	(5)	(6)
C242	Manufacture of basic precious and other non-ferrous metals	400,595	-	4,123
C243	Casting of metals	274,652	2,944	-
C251	Manufacture of structural metal products, tanks, reservoirs and steam generators	129,612	32,947	1,162
C252	Manufacture of weapons and ammunition	56	-	-
C259	Manufacture of other fabricated metal products; metal working service activities	569,112	334,134	26,805
C261	Manufacture of electronic components	9,312,920	10,818	64,205
C262	Manufacture of computers and peripheral equipment and accessories	152,600	-	321
C263	Manufacture of communication equipment	2,790	-	-
C264	Manufacture of consumer electronics	104,123	-	-
C265	Manufacture of measuring, testing, navigating and control equipment; watches and clocks	12,407	-	-
C267	Manufacture of optical instruments and photographic equipment	688,876	-	1,102,430
C271	Manufacture of electric motors, generators, transformers and electricity distribution and control apparatus	203,650	70,210	-
C272	Manufacture of batteries and accumulators	-	640	-
C273	Manufacture of wiring and wiring devices	221,859	-	12,660
C274	Manufacture of electric lighting equipment	58,352	-	-
C275	Manufacture of domestic appliances	-	11,234	-
C279	Manufacture of other electrical equipment	173,157	-	-
C281	Manufacture of general purpose machinery	274,238	579,067	2,330
C282	Manufacture of special purpose machinery	75,952	-	2,896
C291	Manufacture of motor vehicles	283,892	4,026	32,490
C292	Manufacture of bodies (coachwork) for motor vehicles; manufacture of trailers and semi-trailers	1,061	973	-
C293	Manufacture of parts and accessories for motor vehicles	2,024,613	756	989,788
C301	Building of ships and boats	1,825	3,384	41,810
C302	Manufacture of railway locomotive and rolling stock	S	S	S
C303	Manufacture of air and spacecraft and related machinery	-	-	-
C309	Manufacture of transport equipment, n.e.c.	22,218	4,829	87,042
C310	Manufacture of furniture	160,218	113,989	90,103
C321	Manufacture of jewelry, bijouterie and related articles	-	-	-
C322	Manufacture of musical instruments	468	156	-
C323	Manufacture of sports goods	53,959	-	-
C324	Manufacture of games and toys	31,483	2,000	-
C325	Manufacture of medical and dental instruments and supplies	110,808	-	166,406

Table 6.2 Number of Establishments and Capital Expenditures for Tangible Fixed Assets by Mode of Acquisition for Manufacturing Establishments by Region and Industry Group: Philippines, 2018

(Values are in thousand PhP, except number of establishments. Details may not add-up to total due to rounding and/or statistical disclosure control.)

Continued

2009 PSIC Code	Region / Industry Description	Capital Expenditures for Tangible Fixed Assets by Mode of Acquisition		
		Major Alterations and Improvements on Tangible Fixed Assets	Land and Used Tangible Fixed Assets	Tangible Fixed Assets Produced on Own Account
		(4)	(5)	(6)
C329	Other manufacturing, n.e.c.	2,857	10,564	-
C331	Repair of fabricated metal products, machinery and equipment	209,006	137,375	301
C332	Installation of industrial machinery and equipment	-	-	-
	National Capital Region	5,091,736	1,183,768	222,385
C101	Processing and preserving of meat	79,930	421	547
C102	Processing and preserving of fish, crustaceans and mollusks	13,571	7,167	-
C103	Processing and preserving of fruits and vegetables	19,087	990	-
C104	Manufacture of vegetable and animal oils and fats	105,595	61,417	-
C105	Manufacture of dairy products	37,628	53,910	-
C106	Manufacture of grain mill products, starches and starch products	311,779	86,459	-
C107	Manufacture of other food products	274,894	235,651	3,155
C108	Manufacture of prepared animal feeds	-	-	-
C110	Manufacture of beverages	1,233,409	199,309	-
C120	Manufacture of tobacco products	-	-	-
C131	Spinning, weaving and finishing of textiles	-	-	-
C139	Manufacture of other textiles	9,595	1,538	-
C141	Manufacture of wearing apparel, except fur apparel	18,006	-	88
C142	Custom tailoring and dressmaking	6,022	79	-
C143	Manufacture of knitted and crocheted apparel	-	-	-
C151	Tanning and dressing of leather; manufacture of luggage and handbags	-	-	-
C152	Manufacture of footwear	-	-	-
C161	Sawmilling and planing of wood	261	-	-
C162	Manufacture of products of wood, cork, straw and plaiting materials	730	-	-
C170	Manufacture of paper and paper products	224,317	15,585	4,014
C181	Printing and service activities related to printing	26,739	76,597	-
C192	Manufacture of refined petroleum products	1,611	-	-
C199	Manufacture of other fuel products	S	S	S
C201	Manufacture of basic chemicals	265	-	-
C202	Manufacture of other chemical products, n.e.c.	1,027,190	13,112	186,960
C203	Manufacture of man-made fibers	S	S	S
C210	Manufacture of pharmaceuticals, medicinal chemical and botanical products	1,112,267	-	-
C221	Manufacture of rubber products	207	172	-
C222	Manufacture of plastics products	29,705	39,763	902
C231	Manufacture of glass and glass products	-	-	-

Table 6.2 Number of Establishments and Capital Expenditures for Tangible Fixed Assets by Mode of Acquisition for Manufacturing Establishments by Region and Industry Group: Philippines, 2018

(Values are in thousand PhP, except number of establishments. Details may not add-up to total due to rounding and/or statistical disclosure control.)

Continued

2009 PSIC Code	Region / Industry Description	Capital Expenditures for Tangible Fixed Assets by Mode of Acquisition		
		Major Alterations and Improvements on Tangible Fixed Assets	Land and Used Tangible Fixed Assets	Tangible Fixed Assets Produced on Own Account
		(4)	(5)	(6)
C239	Manufacture of non-metallic mineral products, n.e.c.	7,433	-	-
C241	Manufacture of basic iron and steel	-	38,825	-
C242	Manufacture of basic precious and other non-ferrous metals	12,577	-	-
C243	Casting of metals	-	-	-
C251	Manufacture of structural metal products, tanks, reservoirs and steam generators	113,565	13,721	-
C252	Manufacture of weapons and ammunition	-	-	-
C259	Manufacture of other fabricated metal products; metal working service activities	84,532	24,090	22,248
C261	Manufacture of electronic components	166,744	-	-
C262	Manufacture of computers and peripheral equipment and accessories	S	S	S
C264	Manufacture of consumer electronics	234	-	-
C265	Manufacture of measuring, testing, navigating and control equipment; watches and clocks	-	-	-
C267	Manufacture of optical instruments and photographic equipment	S	S	S
C271	Manufacture of electric motors, generators, transformers and electricity distribution and control apparatus	1,818	3,470	-
C272	Manufacture of batteries and accumulators	S	S	S
C273	Manufacture of wiring and wiring devices	1,861	-	-
C274	Manufacture of electric lighting equipment	-	-	-
C275	Manufacture of domestic appliances	-	11,234	-
C279	Manufacture of other electrical equipment	-	-	-
C281	Manufacture of general purpose machinery	4,645	295,272	-
C282	Manufacture of special purpose machinery	386	-	-
C291	Manufacture of motor vehicles	-	-	-
C292	Manufacture of bodies (coachwork) for motor vehicles; manufacture of trailers and semi-trailers	-	-	-
C293	Manufacture of parts and accessories for motor vehicles	151	756	-
C301	Building of ships and boats	1,380	2,070	-
C303	Manufacture of air and spacecraft and related machinery	S	S	S
C309	Manufacture of transport equipment, n.e.c.	10,451	-	-
C310	Manufacture of furniture	2,183	-	4,472
C321	Manufacture of jewelry, bijouterie and related articles	-	-	-
C322	Manufacture of musical instruments	S	S	S
C323	Manufacture of sports goods	835	-	-
C324	Manufacture of games and toys	-	2,000	-
C325	Manufacture of medical and dental instruments and supplies	509	-	-

Table 6.2 Number of Establishments and Capital Expenditures for Tangible Fixed Assets by Mode of Acquisition for Manufacturing Establishments by Region and Industry Group: Philippines, 2018

(Values are in thousand PhP, except number of establishments. Details may not add-up to total due to rounding and/or statistical disclosure control.)

Continued

2009 PSIC Code	Region / Industry Description	Capital Expenditures for Tangible Fixed Assets by Mode of Acquisition		
		Major Alterations and Improvements on Tangible Fixed Assets	Land and Used Tangible Fixed Assets	Tangible Fixed Assets Produced on Own Account
		(4)	(5)	(6)
C329	Other manufacturing, n.e.c.	1,997	-	-
C331	Repair of fabricated metal products, machinery and equipment	147,158	-	-
C332	Installation of industrial machinery and equipment	-	-	-
	Cordillera Administrative Region	68,281	3,463	-
C101	Processing and preserving of meat	-	-	-
C102	Processing and preserving of fish, crustaceans and mollusks	-	-	-
C103	Processing and preserving of fruits and vegetables	15,751	-	-
C105	Manufacture of dairy products	S	S	S
C106	Manufacture of grain mill products, starches and starch products	-	-	-
C107	Manufacture of other food products	-	-	-
C110	Manufacture of beverages	-	-	-
C131	Spinning, weaving and finishing of textiles	-	-	-
C139	Manufacture of other textiles	-	-	-
C141	Manufacture of wearing apparel, except fur apparel	S	S	S
C142	Custom tailoring and dressmaking	50	-	-
C162	Manufacture of products of wood, cork, straw and plaiting materials	-	-	-
C181	Printing and service activities related to printing	-	-	-
C201	Manufacture of basic chemicals	-	-	-
C221	Manufacture of rubber products	-	-	-
C222	Manufacture of plastics products	S	S	S
C231	Manufacture of glass and glass products	S	S	S
C239	Manufacture of non-metallic mineral products, n.e.c.	52,418	-	-
C241	Manufacture of basic iron and steel	-	3,463	-
C251	Manufacture of structural metal products, tanks, reservoirs and steam generators	-	-	-
C259	Manufacture of other fabricated metal products; metal working service activities	-	-	-
C261	Manufacture of electronic components	S	S	S
C303	Manufacture of air and spacecraft and related machinery	S	S	S
C310	Manufacture of furniture	50	-	-
C321	Manufacture of jewelry, bijouterie and related articles	S	S	S
	I - Ilocos Region	939,757	10,214	153,856
C101	Processing and preserving of meat	25	8,214	-

Table 6.2 Number of Establishments and Capital Expenditures for Tangible Fixed Assets by Mode of Acquisition for Manufacturing Establishments by Region and Industry Group: Philippines, 2018

(Values are in thousand PhP, except number of establishments. Details may not add-up to total due to rounding and/or statistical disclosure control.)

Continued

2009 PSIC Code	Region / Industry Description	Capital Expenditures for Tangible Fixed Assets by Mode of Acquisition		
		Major Alterations and Improvements on Tangible Fixed Assets	Land and Used Tangible Fixed Assets	Tangible Fixed Assets Produced on Own Account
		(4)	(5)	(6)
C102	Processing and preserving of fish, crustaceans and mollusks	-	-	-
C103	Processing and preserving of fruits and vegetables	-	-	-
C105	Manufacture of dairy products	S	S	S
C106	Manufacture of grain mill products, starches and starch products	2,500	-	153,475
C107	Manufacture of other food products	7,735	-	-
C108	Manufacture of prepared animal feeds	-	-	-
C110	Manufacture of beverages	-	-	-
C120	Manufacture of tobacco products	S	S	S
C131	Spinning, weaving and finishing of textiles	-	-	-
C141	Manufacture of wearing apparel, except fur apparel	-	-	-
C142	Custom tailoring and dressmaking	-	-	-
C152	Manufacture of footwear	-	-	-
C162	Manufacture of products of wood, cork, straw and plaiting materials	-	-	-
C170	Manufacture of paper and paper products	-	-	-
C181	Printing and service activities related to printing	-	-	-
C201	Manufacture of basic chemicals	-	-	-
C210	Manufacture of pharmaceuticals, medicinal chemical and botanical products	S	S	S
C221	Manufacture of rubber products	604	-	-
C231	Manufacture of glass and glass products	-	-	-
C239	Manufacture of non-metallic mineral products, n.e.c.	927,880	2,000	382
C241	Manufacture of basic iron and steel	-	-	-
C251	Manufacture of structural metal products, tanks, reservoirs and steam generators	-	-	-
C259	Manufacture of other fabricated metal products; metal working service activities	-	-	-
C273	Manufacture of wiring and wiring devices	S	S	S
C282	Manufacture of special purpose machinery	S	S	S
C292	Manufacture of bodies (coachwork) for motor vehicles; manufacture of trailers and semi-trailers	-	-	-
C293	Manufacture of parts and accessories for motor vehicles	-	-	-
C309	Manufacture of transport equipment, n.e.c.	-	-	-
C321	Manufacture of jewelry, bijouterie and related articles	S	S	S
C324	Manufacture of games and toys	S	S	S
C329	Other manufacturing, n.e.c.	-	-	-
C331	Repair of fabricated metal products, machinery and equipment	-	-	-

Table 6.2 Number of Establishments and Capital Expenditures for Tangible Fixed Assets by Mode of Acquisition for Manufacturing Establishments by Region and Industry Group: Philippines, 2018

(Values are in thousand PhP, except number of establishments. Details may not add-up to total due to rounding and/or statistical disclosure control.)

Continued

2009 PSIC Code	Region / Industry Description	Capital Expenditures for Tangible Fixed Assets by Mode of Acquisition		
		Major Alterations and Improvements on Tangible Fixed Assets	Land and Used Tangible Fixed Assets	Tangible Fixed Assets Produced on Own Account
		(4)	(5)	(6)
	II - Cagayan Valley	18,156	35,206	397,343
C101	Processing and preserving of meat	14,911	-	-
C102	Processing and preserving of fish, crustaceans and mollusks	-	-	-
C103	Processing and preserving of fruits and vegetables	-	-	-
C104	Manufacture of vegetable and animal oils and fats	S	S	S
C105	Manufacture of dairy products	-	-	-
C106	Manufacture of grain mill products, starches and starch products	-	13,234	-
C107	Manufacture of other food products	-	2,507	-
C108	Manufacture of prepared animal feeds	1,285	-	-
C110	Manufacture of beverages	-	19,385	397,343
C120	Manufacture of tobacco products	-	-	-
C131	Spinning, weaving and finishing of textiles	-	-	-
C139	Manufacture of other textiles	-	-	-
C142	Custom tailoring and dressmaking	-	-	-
C151	Tanning and dressing of leather; manufacture of luggage and handbags	-	-	-
C162	Manufacture of products of wood, cork, straw and plaiting materials	-	-	-
C181	Printing and service activities related to printing	-	-	-
C182	Reproduction of recorded media	-	-	-
C199	Manufacture of other fuel products	S	S	S
C201	Manufacture of basic chemicals	S	S	S
C222	Manufacture of plastics products	-	-	-
C239	Manufacture of non-metallic mineral products, n.e.c.	-	-	-
C241	Manufacture of basic iron and steel	-	-	-
C251	Manufacture of structural metal products, tanks, reservoirs and steam generators	-	-	-
C252	Manufacture of weapons and ammunition	S	S	S
C259	Manufacture of other fabricated metal products; metal working service activities	-	-	-
C279	Manufacture of other electrical equipment	-	-	-
C282	Manufacture of special purpose machinery	1,960	-	-
C310	Manufacture of furniture	-	-	-
C321	Manufacture of jewelry, bijouterie and related articles	-	-	-
C329	Other manufacturing, n.e.c.	S	S	S
C331	Repair of fabricated metal products, machinery and equipment	-	-	-

Table 6.2 Number of Establishments and Capital Expenditures for Tangible Fixed Assets by Mode of Acquisition for Manufacturing Establishments by Region and Industry Group: Philippines, 2018

(Values are in thousand PhP, except number of establishments. Details may not add-up to total due to rounding and/or statistical disclosure control.)

Continued

Continued

2009 PSIC Code	Region / Industry Description	Capital Expenditures for Tangible Fixed Assets by Mode of Acquisition		
		Major Alterations and Improvements on Tangible Fixed Assets	Land and Used Tangible Fixed Assets	Tangible Fixed Assets Produced on Own Account
		(4)	(5)	(6)
	III - Central Luzon	5,477,172	4,473,300	540,287
C101	Processing and preserving of meat	14,350	14,948	-
C102	Processing and preserving of fish, crustaceans and mollusks	16,668	-	15,585
C103	Processing and preserving of fruits and vegetables	837	87,396	-
C104	Manufacture of vegetable and animal oils and fats	-	335	2,044
C105	Manufacture of dairy products	-	3,521	-
C106	Manufacture of grain mill products, starches and starch products	391,103	119,088	162,625
C107	Manufacture of other food products	158,414	49,286	144,997
C108	Manufacture of prepared animal feeds	78,379	48,336	140,505
C110	Manufacture of beverages	2,672	33,043	-
C120	Manufacture of tobacco products	S	S	S
C131	Spinning, weaving and finishing of textiles	24,525	800	-
C139	Manufacture of other textiles	1,334	-	-
C141	Manufacture of wearing apparel, except fur apparel	57,384	41,946	4,517
C142	Custom tailoring and dressmaking	-	-	-
C143	Manufacture of knitted and crocheted apparel	-	-	-
C151	Tanning and dressing of leather; manufacture of luggage and handbags	204,402	-	-
C152	Manufacture of footwear	27	-	-
C161	Sawmilling and planing of wood	S	S	S
C162	Manufacture of products of wood, cork, straw and plaiting materials	-	8,233	-
C170	Manufacture of paper and paper products	399,547	21,770	-
C181	Printing and service activities related to printing	22,817	8,815	850
C192	Manufacture of refined petroleum products	230,852	2,775,287	-
C201	Manufacture of basic chemicals	52,142	-	-
C202	Manufacture of other chemical products, n.e.c.	9,082	-	-
C210	Manufacture of pharmaceuticals, medicinal chemical and botanical products	6,262	24,970	-
C221	Manufacture of rubber products	-	-	-
C222	Manufacture of plastics products	2,375	36,955	-
C231	Manufacture of glass and glass products	-	-	-
C239	Manufacture of non-metallic mineral products, n.e.c.	3,593,733	396,798	-
C241	Manufacture of basic iron and steel	29,241	139,507	-
C242	Manufacture of basic precious and other non-ferrous metals	-	-	-
C243	Casting of metals	-	-	-

Table 6.2 Number of Establishments and Capital Expenditures for Tangible Fixed Assets by Mode of Acquisition for Manufacturing Establishments by Region and Industry Group: Philippines, 2018

(Values are in thousand PhP, except number of establishments. Details may not add-up to total due to rounding and/or statistical disclosure control.)

Continued

2009 PSIC Code	Region / Industry Description	Capital Expenditures for Tangible Fixed Assets by Mode of Acquisition		
		Major Alterations and Improvements on Tangible Fixed Assets	Land and Used Tangible Fixed Assets	Tangible Fixed Assets Produced on Own Account
		(4)	(5)	(6)
C251	Manufacture of structural metal products, tanks, reservoirs and steam generators	-	-	-
C259	Manufacture of other fabricated metal products; metal working service activities	350	294,770	3,410
C261	Manufacture of electronic components	91,164	-	53,093
C262	Manufacture of computers and peripheral equipment and accessories	21,461	-	-
C263	Manufacture of communication equipment	S	S	S
C264	Manufacture of consumer electronics	-	-	-
C265	Manufacture of measuring, testing, navigating and control equipment; watches and clocks	-	-	-
C271	Manufacture of electric motors, generators, transformers and electricity distribution and control apparatus	79	63,148	-
C272	Manufacture of batteries and accumulators	S	S	S
C273	Manufacture of wiring and wiring devices	12,577	-	12,660
C274	Manufacture of electric lighting equipment	-	-	-
C275	Manufacture of domestic appliances	-	-	-
C279	Manufacture of other electrical equipment	-	-	-
C281	Manufacture of general purpose machinery	166	221,259	-
C282	Manufacture of special purpose machinery	-	-	-
C291	Manufacture of motor vehicles	44	4,026	-
C292	Manufacture of bodies (coachwork) for motor vehicles; manufacture of trailers and semi-trailers	S	S	S
C293	Manufacture of parts and accessories for motor vehicles	1,495	-	-
C301	Building of ships and boats	S	S	S
C303	Manufacture of air and spacecraft and related machinery	-	-	-
C309	Manufacture of transport equipment, n.e.c.	-	4,829	-
C310	Manufacture of furniture	-	48,195	-
C321	Manufacture of jewelry, bijouterie and related articles	-	-	-
C322	Manufacture of musical instruments	S	S	S
C323	Manufacture of sports goods	53,123	-	-
C324	Manufacture of games and toys	-	-	-
C325	Manufacture of medical and dental instruments and supplies	-	-	-
C329	Other manufacturing, n.e.c.	567	-	-
C331	Repair of fabricated metal products, machinery and equipment	-	24,392	-
C332	Installation of industrial machinery and equipment	S	S	S

Table 6.2 Number of Establishments and Capital Expenditures for Tangible Fixed Assets by Mode of Acquisition for Manufacturing Establishments by Region and Industry Group: Philippines, 2018

(Values are in thousand PhP, except number of establishments. Details may not add-up to total due to rounding and/or statistical disclosure control.)

Continued

2009 PSIC Code	Region / Industry Description	Capital Expenditures for Tangible Fixed Assets by Mode of Acquisition		
		Major Alterations and Improvements on Tangible Fixed Assets	Land and Used Tangible Fixed Assets	Tangible Fixed Assets Produced on Own Account
		(4)	(5)	(6)
	IVA - CALABARZON	22,115,637	1,091,960	3,233,229
C101	Processing and preserving of meat	371,473	-	700,152
C102	Processing and preserving of fish, crustaceans and mollusks	15,193	-	-
C103	Processing and preserving of fruits and vegetables	63,331	-	-
C104	Manufacture of vegetable and animal oils and fats	87,405	128,918	1,109
C105	Manufacture of dairy products	-	-	-
C106	Manufacture of grain mill products, starches and starch products	7,687	-	-
C107	Manufacture of other food products	1,995,976	104,445	-
C108	Manufacture of prepared animal feeds	1,192	38,365	-
C110	Manufacture of beverages	47,607	5,846	126,019
C120	Manufacture of tobacco products	555	-	-
C131	Spinning, weaving and finishing of textiles	43,986	-	-
C139	Manufacture of other textiles	67	10,251	-
C141	Manufacture of wearing apparel, except fur apparel	27,011	47,777	-
C142	Custom tailoring and dressmaking	-	-	-
C143	Manufacture of knitted and crocheted apparel	941	-	-
C151	Tanning and dressing of leather; manufacture of luggage and handbags	104,990	-	-
C152	Manufacture of footwear	5,856	-	-
C161	Sawmilling and planing of wood	S	S	S
C162	Manufacture of products of wood, cork, straw and plaiting materials	20,133	505,595	2,080
C170	Manufacture of paper and paper products	28,905	28,200	-
C181	Printing and service activities related to printing	895	-	-
C182	Reproduction of recorded media	S	S	S
C192	Manufacture of refined petroleum products	S	S	S
C199	Manufacture of other fuel products	S	S	S
C201	Manufacture of basic chemicals	747,601	2,950	3,109
C202	Manufacture of other chemical products, n.e.c.	1,502,975	18,882	-
C210	Manufacture of pharmaceuticals, medicinal chemical and botanical products	501,550	-	-
C221	Manufacture of rubber products	70,854	-	260
C222	Manufacture of plastics products	318,712	9,422	5,154
C231	Manufacture of glass and glass products	-	-	-
C239	Manufacture of non-metallic mineral products, n.e.c.	2,410,962	55,910	-
C241	Manufacture of basic iron and steel	59,595	33,206	-
C242	Manufacture of basic precious and other non-ferrous metals	-	-	-

Table 6.2 Number of Establishments and Capital Expenditures for Tangible Fixed Assets by Mode of Acquisition for Manufacturing Establishments by Region and Industry Group: Philippines, 2018

(Values are in thousand PhP, except number of establishments. Details may not add-up to total due to rounding and/or statistical disclosure control.)

Continued

2009 PSIC Code	Region / Industry Description	Capital Expenditures for Tangible Fixed Assets by Mode of Acquisition		
		Major Alterations and Improvements on Tangible Fixed Assets	Land and Used Tangible Fixed Assets	Tangible Fixed Assets Produced on Own Account
		(4)	(5)	(6)
C243	Casting of metals	269,750	-	-
C251	Manufacture of structural metal products, tanks, reservoirs and steam generators	5,179	16,367	144
C252	Manufacture of weapons and ammunition	S	S	S
C259	Manufacture of other fabricated metal products; metal working service activities	171,512	11,342	-
C261	Manufacture of electronic components	8,930,527	10,818	11,112
C262	Manufacture of computers and peripheral equipment and accessories	131,139	-	321
C263	Manufacture of communication equipment	2,790	-	-
C264	Manufacture of consumer electronics	103,889	-	-
C265	Manufacture of measuring, testing, navigating and control equipment; watches and clocks	-	-	-
C267	Manufacture of optical instruments and photographic equipment	687,480	-	1,102,430
C271	Manufacture of electric motors, generators, transformers and electricity distribution and control apparatus	196,018	3,591	-
C272	Manufacture of batteries and accumulators	S	S	S
C273	Manufacture of wiring and wiring devices	207,421	-	-
C274	Manufacture of electric lighting equipment	58,352	-	-
C275	Manufacture of domestic appliances	-	-	-
C279	Manufacture of other electrical equipment	161,483	-	-
C281	Manufacture of general purpose machinery	268,530	59,103	2,330
C282	Manufacture of special purpose machinery	73,606	-	2,896
C291	Manufacture of motor vehicles	280,921	-	32,490
C292	Manufacture of bodies (coachwork) for motor vehicles; manufacture of trailers and semi-trailers	1,061	973	-
C293	Manufacture of parts and accessories for motor vehicles	2,022,966	-	989,788
C301	Building of ships and boats	445	-	-
C302	Manufacture of railway locomotive and rolling stock	S	S	S
C303	Manufacture of air and spacecraft and related machinery	S	S	S
C309	Manufacture of transport equipment, n.e.c.	11,766	-	87,042
C310	Manufacture of furniture	2,648	-	85
C321	Manufacture of jewelry, bijouterie and related articles	-	-	-
C322	Manufacture of musical instruments	S	S	S
C323	Manufacture of sports goods	-	-	-
C324	Manufacture of games and toys	30,507	-	-
C325	Manufacture of medical and dental instruments and supplies	52,715	-	166,406
C329	Other manufacturing, n.e.c.	30	-	-
C331	Repair of fabricated metal products, machinery and equipment	9,449	-	301

Table 6.2 Number of Establishments and Capital Expenditures for Tangible Fixed Assets by Mode of Acquisition for Manufacturing Establishments by Region and Industry Group: Philippines, 2018

(Values are in thousand PhP, except number of establishments. Details may not add-up to total due to rounding and/or statistical disclosure control.)

Continued

2009 PSIC Code	Region / Industry Description	Capital Expenditures for Tangible Fixed Assets by Mode of Acquisition		
		Major Alterations and Improvements on Tangible Fixed Assets	Land and Used Tangible Fixed Assets	Tangible Fixed Assets Produced on Own Account
		(4)	(5)	(6)
C332	Installation of industrial machinery and equipment	S	S	S
	MIMAROPA	60,385	84,645	-
C101	Processing and preserving of meat	-	-	-
C102	Processing and preserving of fish, crustaceans and mollusks	S	S	S
C103	Processing and preserving of fruits and vegetables	S	S	S
C104	Manufacture of vegetable and animal oils and fats	-	-	-
C105	Manufacture of dairy products	-	-	-
C106	Manufacture of grain mill products, starches and starch products	5,442	5,610	-
C107	Manufacture of other food products	51,558	77,955	-
C110	Manufacture of beverages	-	-	-
C131	Spinning, weaving and finishing of textiles	-	-	-
C141	Manufacture of wearing apparel, except fur apparel	-	-	-
C142	Custom tailoring and dressmaking	-	-	-
C151	Tanning and dressing of leather; manufacture of luggage and handbags	-	-	-
C161	Sawmilling and planing of wood	-	-	-
C162	Manufacture of products of wood, cork, straw and plaiting materials	-	80	-
C181	Printing and service activities related to printing	-	-	-
C201	Manufacture of basic chemicals	-	-	-
C202	Manufacture of other chemical products, n.e.c.	S	S	S
C210	Manufacture of pharmaceuticals, medicinal chemical and botanical products	S	S	S
C222	Manufacture of plastics products	-	-	-
C239	Manufacture of non-metallic mineral products, n.e.c.	-	1,000	-
C241	Manufacture of basic iron and steel	-	-	-
C242	Manufacture of basic precious and other non-ferrous metals	S	S	S
C259	Manufacture of other fabricated metal products; metal working service activities	-	-	-
C282	Manufacture of special purpose machinery	S	S	S
C310	Manufacture of furniture	-	-	-
C331	Repair of fabricated metal products, machinery and equipment	3,385	-	-

Table 6.2 Number of Establishments and Capital Expenditures for Tangible Fixed Assets by Mode of Acquisition for Manufacturing Establishments by Region and Industry Group: Philippines, 2018

(Values are in thousand PhP, except number of establishments. Details may not add-up to total due to rounding and/or statistical disclosure control.)

Continued

2009 PSIC Code	Region / Industry Description	Capital Expenditures for Tangible Fixed Assets by Mode of Acquisition		
		Major Alterations and Improvements on Tangible Fixed Assets	Land and Used Tangible Fixed Assets	Tangible Fixed Assets Produced on Own Account
		(4)	(5)	(6)
	V - Bicol Region	303,118	220,950	30,393
C101	Processing and preserving of meat	14,525	-	-
C102	Processing and preserving of fish, crustaceans and mollusks	548	-	-
C103	Processing and preserving of fruits and vegetables	-	-	-
C104	Manufacture of vegetable and animal oils and fats	18,797	250	25,686
C105	Manufacture of dairy products	1,861	1,788	-
C106	Manufacture of grain mill products, starches and starch products	27,331	10,639	3,110
C107	Manufacture of other food products	2,443	12,835	809
C108	Manufacture of prepared animal feeds	-	-	-
C110	Manufacture of beverages	5,680	-	-
C120	Manufacture of tobacco products	S	S	S
C131	Spinning, weaving and finishing of textiles	-	-	-
C139	Manufacture of other textiles	992	-	-
C141	Manufacture of wearing apparel, except fur apparel	316	-	-
C142	Custom tailoring and dressmaking	-	-	-
C151	Tanning and dressing of leather; manufacture of luggage and handbags	-	-	-
C152	Manufacture of footwear	-	-	-
C162	Manufacture of products of wood, cork, straw and plaiting materials	818	-	184
C170	Manufacture of paper and paper products	222,369	184,284	-
C181	Printing and service activities related to printing	6,843	1,900	-
C201	Manufacture of basic chemicals	-	-	-
C210	Manufacture of pharmaceuticals, medicinal chemical and botanical products	-	-	-
C231	Manufacture of glass and glass products	S	S	S
C239	Manufacture of non-metallic mineral products, n.e.c.	-	6,394	-
C241	Manufacture of basic iron and steel	248	-	-
C242	Manufacture of basic precious and other non-ferrous metals	S	S	S
C251	Manufacture of structural metal products, tanks, reservoirs and steam generators	249	2,859	604
C259	Manufacture of other fabricated metal products; metal working service activities	-	-	-
C281	Manufacture of general purpose machinery	98	-	-
C282	Manufacture of special purpose machinery	-	-	-
C293	Manufacture of parts and accessories for motor vehicles	-	-	-
C310	Manufacture of furniture	-	-	-
C329	Other manufacturing, n.e.c.	-	-	-

Table 6.2 Number of Establishments and Capital Expenditures for Tangible Fixed Assets by Mode of Acquisition for Manufacturing Establishments by Region and Industry Group: Philippines, 2018

(Values are in thousand PhP, except number of establishments. Details may not add-up to total due to rounding and/or statistical disclosure control.)

Continued

2009 PSIC Code	Region / Industry Description	Capital Expenditures for Tangible Fixed Assets by Mode of Acquisition		
		Major Alterations and Improvements on Tangible Fixed Assets	Land and Used Tangible Fixed Assets	Tangible Fixed Assets Produced on Own Account
		(4)	(5)	(6)
C331	Repair of fabricated metal products, machinery and equipment	-	-	-
	VI - Western Visayas	993,470	424,614	107,583
C101	Processing and preserving of meat	510	-	-
C102	Processing and preserving of fish, crustaceans and mollusks	1,513	-	835
C103	Processing and preserving of fruits and vegetables	S	S	S
C104	Manufacture of vegetable and animal oils and fats	-	-	-
C105	Manufacture of dairy products	-	-	-
C106	Manufacture of grain mill products, starches and starch products	-	-	11,863
C107	Manufacture of other food products	609,020	8,129	94,875
C108	Manufacture of prepared animal feeds	738	407,682	-
C110	Manufacture of beverages	135,350	-	-
C131	Spinning, weaving and finishing of textiles	-	-	-
C139	Manufacture of other textiles	-	-	-
C141	Manufacture of wearing apparel, except fur apparel	88	-	-
C142	Custom tailoring and dressmaking	9,054	-	-
C161	Sawmilling and planing of wood	-	-	-
C162	Manufacture of products of wood, cork, straw and plaiting materials	58	800	11
C181	Printing and service activities related to printing	913	-	-
C192	Manufacture of refined petroleum products	S	S	S
C201	Manufacture of basic chemicals	192,181	1,130	-
C202	Manufacture of other chemical products, n.e.c.	S	S	S
C210	Manufacture of pharmaceuticals, medicinal chemical and botanical products	-	-	-
C221	Manufacture of rubber products	-	-	-
C222	Manufacture of plastics products	-	-	-
C231	Manufacture of glass and glass products	-	-	-
C239	Manufacture of non-metallic mineral products, n.e.c.	37	-	-
C241	Manufacture of basic iron and steel	-	-	-
C243	Casting of metals	-	-	-
C251	Manufacture of structural metal products, tanks, reservoirs and steam generators	-	-	-
C259	Manufacture of other fabricated metal products; metal working service activities	-	-	-
C265	Manufacture of measuring, testing, navigating and control equipment; watches and clocks	S	S	S

Table 6.2 Number of Establishments and Capital Expenditures for Tangible Fixed Assets by Mode of Acquisition for Manufacturing Establishments by Region and Industry Group: Philippines, 2018

(Values are in thousand PhP, except number of establishments. Details may not add-up to total due to rounding and/or statistical disclosure control.)

Continued

2009 PSIC Code	Region / Industry Description	Capital Expenditures for Tangible Fixed Assets by Mode of Acquisition		
		Major Alterations and Improvements on Tangible Fixed Assets	Land and Used Tangible Fixed Assets	Tangible Fixed Assets Produced on Own Account
		(4)	(5)	(6)
C267	Manufacture of optical instruments and photographic equipment	S	S	S
C282	Manufacture of special purpose machinery	-	-	-
C293	Manufacture of parts and accessories for motor vehicles	-	-	-
C310	Manufacture of furniture	43,494	6,873	-
C321	Manufacture of jewelry, bijouterie and related articles	-	-	-
C329	Other manufacturing, n.e.c.	-	-	-
C331	Repair of fabricated metal products, machinery and equipment	-	-	-
	VII - Central Visayas	1,169,683	1,824,844	130,176
C101	Processing and preserving of meat	5,616	50,020	-
C102	Processing and preserving of fish, crustaceans and mollusks	41,850	-	-
C103	Processing and preserving of fruits and vegetables	69,722	2,167	-
C104	Manufacture of vegetable and animal oils and fats	5,910	9,829	16,090
C105	Manufacture of dairy products	687	188	-
C106	Manufacture of grain mill products, starches and starch products	23,790	45,221	-
C107	Manufacture of other food products	9,317	334,089	-
C108	Manufacture of prepared animal feeds	22,889	844,756	68,154
C110	Manufacture of beverages	9,507	386	-
C131	Spinning, weaving and finishing of textiles	-	-	-
C139	Manufacture of other textiles	-	-	-
C141	Manufacture of wearing apparel, except fur apparel	6,278	500	-
C142	Custom tailoring and dressmaking	-	-	-
C151	Tanning and dressing of leather; manufacture of luggage and handbags	S	S	S
C152	Manufacture of footwear	-	1,098	-
C161	Sawmilling and planing of wood	-	3,200	-
C162	Manufacture of products of wood, cork, straw and plaiting materials	875	15,497	-
C170	Manufacture of paper and paper products	17,227	8,565	-
C181	Printing and service activities related to printing	4,205	67,123	-
C201	Manufacture of basic chemicals	908	273	-
C202	Manufacture of other chemical products, n.e.c.	52,282	10,877	-
C210	Manufacture of pharmaceuticals, medicinal chemical and botanical products	-	-	-
C221	Manufacture of rubber products	-	-	-
C222	Manufacture of plastics products	29,569	5,884	-

Table 6.2 Number of Establishments and Capital Expenditures for Tangible Fixed Assets by Mode of Acquisition for Manufacturing Establishments by Region and Industry Group: Philippines, 2018

(Values are in thousand PhP, except number of establishments. Details may not add-up to total due to rounding and/or statistical disclosure control.)

Continued

2009 PSIC Code	Region / Industry Description	Capital Expenditures for Tangible Fixed Assets by Mode of Acquisition		
		Major Alterations and Improvements on Tangible Fixed Assets	Land and Used Tangible Fixed Assets	Tangible Fixed Assets Produced on Own Account
		(4)	(5)	(6)
C231	Manufacture of glass and glass products	1,904	-	-
C239	Manufacture of non-metallic mineral products, n.e.c.	270,151	375,635	-
C241	Manufacture of basic iron and steel	525	2,364	-
C242	Manufacture of basic precious and other non-ferrous metals	S	S	S
C243	Casting of metals	3,165	-	-
C251	Manufacture of structural metal products, tanks, reservoirs and steam generators	-	-	-
C252	Manufacture of weapons and ammunition	S	S	S
C259	Manufacture of other fabricated metal products; metal working service activities	297,623	440	-
C261	Manufacture of electronic components	124,485	-	-
C262	Manufacture of computers and peripheral equipment and accessories	S	S	S
C263	Manufacture of communication equipment	S	S	S
C264	Manufacture of consumer electronics	-	-	-
C265	Manufacture of measuring, testing, navigating and control equipment; watches and clocks	12,407	-	-
C267	Manufacture of optical instruments and photographic equipment	1,374	-	-
C271	Manufacture of electric motors, generators, transformers and electricity distribution and control apparatus	5,678	-	-
C273	Manufacture of wiring and wiring devices	S	S	S
C274	Manufacture of electric lighting equipment	-	-	-
C275	Manufacture of domestic appliances	S	S	S
C279	Manufacture of other electrical equipment	S	S	S
C281	Manufacture of general purpose machinery	799	-	-
C282	Manufacture of special purpose machinery	-	-	-
C291	Manufacture of motor vehicles	-	-	-
C293	Manufacture of parts and accessories for motor vehicles	-	-	-
C301	Building of ships and boats	-	307	41,810
C309	Manufacture of transport equipment, n.e.c.	-	-	-
C310	Manufacture of furniture	68,322	29,578	-
C321	Manufacture of jewelry, bijouterie and related articles	-	-	-
C322	Manufacture of musical instruments	S	S	S
C323	Manufacture of sports goods	S	S	S
C324	Manufacture of games and toys	S	S	S
C325	Manufacture of medical and dental instruments and supplies	57,583	-	-
C329	Other manufacturing, n.e.c.	262	8,864	-
C331	Repair of fabricated metal products, machinery and equipment	12,751	7,982	-

Table 6.2 Number of Establishments and Capital Expenditures for Tangible Fixed Assets by Mode of Acquisition for Manufacturing Establishments by Region and Industry Group: Philippines, 2018

(Values are in thousand PhP, except number of establishments. Details may not add-up to total due to rounding and/or statistical disclosure control.)

Continued

2009 PSIC Code	Region / Industry Description	Capital Expenditures for Tangible Fixed Assets by Mode of Acquisition		
		Major Alterations and Improvements on Tangible Fixed Assets	Land and Used Tangible Fixed Assets	Tangible Fixed Assets Produced on Own Account
		(4)	(5)	(6)
	VIII - Eastern Visayas	2,991	5,324	7,994
C101	Processing and preserving of meat	S	S	S
C102	Processing and preserving of fish, crustaceans and mollusks	-	-	-
C103	Processing and preserving of fruits and vegetables	-	-	1,322
C104	Manufacture of vegetable and animal oils and fats	2,125	-	-
C105	Manufacture of dairy products	S	S	S
C106	Manufacture of grain mill products, starches and starch products	-	304	-
C107	Manufacture of other food products	-	-	2,291
C110	Manufacture of beverages	-	-	-
C131	Spinning, weaving and finishing of textiles	-	-	-
C139	Manufacture of other textiles	S	S	S
C141	Manufacture of wearing apparel, except fur apparel	-	-	-
C142	Custom tailoring and dressmaking	-	-	-
C162	Manufacture of products of wood, cork, straw and plaiting materials	-	-	-
C170	Manufacture of paper and paper products	-	21	-
C181	Printing and service activities related to printing	-	-	4,381
C201	Manufacture of basic chemicals	318	-	-
C210	Manufacture of pharmaceuticals, medicinal chemical and botanical products	S	S	S
C222	Manufacture of plastics products	-	-	-
C231	Manufacture of glass and glass products	-	-	-
C239	Manufacture of non-metallic mineral products, n.e.c.	500	5,000	-
C241	Manufacture of basic iron and steel	-	-	-
C242	Manufacture of basic precious and other non-ferrous metals	S	S	S
C243	Casting of metals	S	S	S
C251	Manufacture of structural metal products, tanks, reservoirs and steam generators	-	-	-
C259	Manufacture of other fabricated metal products; metal working service activities	-	-	-
C273	Manufacture of wiring and wiring devices	S	S	S
C282	Manufacture of special purpose machinery	S	S	S
C310	Manufacture of furniture	-	-	-
C321	Manufacture of jewelry, bijouterie and related articles	-	-	-
C329	Other manufacturing, n.e.c.	-	-	-
C331	Repair of fabricated metal products, machinery and equipment	47	-	-

Table 6.2 Number of Establishments and Capital Expenditures for Tangible Fixed Assets by Mode of Acquisition for Manufacturing Establishments by Region and Industry Group: Philippines, 2018

(Values are in thousand PhP, except number of establishments. Details may not add-up to total due to rounding and/or statistical disclosure control.)

Continued

2009 PSIC Code	Region / Industry Description	Capital Expenditures for Tangible Fixed Assets by Mode of Acquisition		
		Major Alterations and Improvements on Tangible Fixed Assets	Land and Used Tangible Fixed Assets	Tangible Fixed Assets Produced on Own Account
		(4)	(5)	(6)
	IX - Zamboanga Peninsula	82,603	106,091	-
C101	Processing and preserving of meat	3,682	704	-
C102	Processing and preserving of fish, crustaceans and mollusks	60,760	3,018	-
C104	Manufacture of vegetable and animal oils and fats	9,130	377	-
C105	Manufacture of dairy products	-	-	-
C106	Manufacture of grain mill products, starches and starch products	-	42,773	-
C107	Manufacture of other food products	1,685	8,681	-
C108	Manufacture of prepared animal feeds	S	S	S
C110	Manufacture of beverages	-	17,988	-
C139	Manufacture of other textiles	S	S	S
C142	Custom tailoring and dressmaking	-	3,304	-
C161	Sawmilling and planing of wood	-	-	-
C162	Manufacture of products of wood, cork, straw and plaiting materials	S	S	S
C181	Printing and service activities related to printing	-	25,859	-
C221	Manufacture of rubber products	2,000	-	-
C222	Manufacture of plastics products	-	-	-
C231	Manufacture of glass and glass products	-	-	-
C239	Manufacture of non-metallic mineral products, n.e.c.	-	-	-
C241	Manufacture of basic iron and steel	-	1,767	-
C251	Manufacture of structural metal products, tanks, reservoirs and steam generators	399	-	-
C259	Manufacture of other fabricated metal products; metal working service activities	4,947	-	-
C310	Manufacture of furniture	-	-	-
C321	Manufacture of jewelry, bijouterie and related articles	S	S	S
C329	Other manufacturing, n.e.c.	-	1,620	-
C331	Repair of fabricated metal products, machinery and equipment	-	-	-
	X - Northern Mindanao	1,934,969	662,658	11,380
C101	Processing and preserving of meat	15,338	8,817	-
C102	Processing and preserving of fish, crustaceans and mollusks	S	S	S
C103	Processing and preserving of fruits and vegetables	423,386	9,804	-
C104	Manufacture of vegetable and animal oils and fats	200,492	1,180	-
C105	Manufacture of dairy products	1,682	-	-

Table 6.2 Number of Establishments and Capital Expenditures for Tangible Fixed Assets by Mode of Acquisition for Manufacturing Establishments by Region and Industry Group: Philippines, 2018

(Values are in thousand PhP, except number of establishments. Details may not add-up to total due to rounding and/or statistical disclosure control.)

Continued

2009 PSIC Code	Region / Industry Description	Capital Expenditures for Tangible Fixed Assets by Mode of Acquisition		
		Major Alterations and Improvements on Tangible Fixed Assets	Land and Used Tangible Fixed Assets	Tangible Fixed Assets Produced on Own Account
		(4)	(5)	(6)
C106	Manufacture of grain mill products, starches and starch products	44,023	818	-
C107	Manufacture of other food products	169,687	15,111	-
C108	Manufacture of prepared animal feeds	864	-	-
C110	Manufacture of beverages	179,145	-	-
C131	Spinning, weaving and finishing of textiles	-	-	-
C139	Manufacture of other textiles	840	-	-
C141	Manufacture of wearing apparel, except fur apparel	8,706	-	-
C142	Custom tailoring and dressmaking	16,034	874	-
C152	Manufacture of footwear	194	-	-
C161	Sawmilling and planing of wood	3,520	4,848	-
C162	Manufacture of products of wood, cork, straw and plaiting materials	5,479	3,066	-
C170	Manufacture of paper and paper products	4,458	13,905	-
C181	Printing and service activities related to printing	20,121	-	-
C192	Manufacture of refined petroleum products	138	500	-
C201	Manufacture of basic chemicals	334,807	480,393	-
C202	Manufacture of other chemical products, n.e.c.	1,508	1,057	11,380
C210	Manufacture of pharmaceuticals, medicinal chemical and botanical products	S	S	S
C221	Manufacture of rubber products	S	S	S
C222	Manufacture of plastics products	6,052	-	-
C231	Manufacture of glass and glass products	-	-	-
C239	Manufacture of non-metallic mineral products, n.e.c.	424,031	-	-
C241	Manufacture of basic iron and steel	3,252	-	-
C243	Casting of metals	358	-	-
C251	Manufacture of structural metal products, tanks, reservoirs and steam generators	10,221	-	-
C259	Manufacture of other fabricated metal products; metal working service activities	3,231	991	-
C264	Manufacture of consumer electronics	S	S	S
C271	Manufacture of electric motors, generators, transformers and electricity distribution and control apparatus	S	S	S
C281	Manufacture of general purpose machinery	S	S	S
C282	Manufacture of special purpose machinery	S	S	S
C291	Manufacture of motor vehicles	2,927	-	-
C293	Manufacture of parts and accessories for motor vehicles	-	-	-
C310	Manufacture of furniture	20,809	11,433	-
C321	Manufacture of jewelry, bijouterie and related articles	S	S	S
C324	Manufacture of games and toys	S	S	S
C329	Other manufacturing, n.e.c.	S	S	S

Table 6.2 Number of Establishments and Capital Expenditures for Tangible Fixed Assets by Mode of Acquisition for Manufacturing Establishments by Region and Industry Group: Philippines, 2018

(Values are in thousand PhP, except number of establishments. Details may not add-up to total due to rounding and/or statistical disclosure control.)

Continued

2009 PSIC Code	Region / Industry Description	Capital Expenditures for Tangible Fixed Assets by Mode of Acquisition		
		Major Alterations and Improvements on Tangible Fixed Assets	Land and Used Tangible Fixed Assets	Tangible Fixed Assets Produced on Own Account
		(4)	(5)	(6)
C331	Repair of fabricated metal products, machinery and equipment	31,057	104,707	-
	XI - Davao Region	1,558,271	23,795	7,132
C101	Processing and preserving of meat	-	-	-
C102	Processing and preserving of fish, crustaceans and mollusks	-	-	-
C103	Processing and preserving of fruits and vegetables	29	-	-
C104	Manufacture of vegetable and animal oils and fats	89,329	-	-
C105	Manufacture of dairy products	-	-	-
C106	Manufacture of grain mill products, starches and starch products	10	-	-
C107	Manufacture of other food products	27,361	563	-
C108	Manufacture of prepared animal feeds	143,914	-	-
C110	Manufacture of beverages	-	-	-
C120	Manufacture of tobacco products	S	S	S
C139	Manufacture of other textiles	1,083	200	-
C141	Manufacture of wearing apparel, except fur apparel	3,559	4,236	-
C142	Custom tailoring and dressmaking	-	-	-
C152	Manufacture of footwear	-	-	-
C161	Sawmilling and planing of wood	-	-	-
C162	Manufacture of products of wood, cork, straw and plaiting materials	12,781	-	-
C170	Manufacture of paper and paper products	27,190	-	-
C181	Printing and service activities related to printing	1,143	3,782	-
C192	Manufacture of refined petroleum products	S	S	S
C201	Manufacture of basic chemicals	-	-	-
C202	Manufacture of other chemical products, n.e.c.	37,593	-	-
C210	Manufacture of pharmaceuticals, medicinal chemical and botanical products	217	-	-
C221	Manufacture of rubber products	-	-	-
C222	Manufacture of plastics products	21,166	300	7,132
C231	Manufacture of glass and glass products	-	-	-
C239	Manufacture of non-metallic mineral products, n.e.c.	1,144,075	-	-
C241	Manufacture of basic iron and steel	32,217	-	-
C242	Manufacture of basic precious and other non-ferrous metals	-	-	-
C243	Casting of metals	S	S	S
C251	Manufacture of structural metal products, tanks, reservoirs and steam generators	-	-	-
C252	Manufacture of weapons and ammunition	S	S	S

Table 6.2 Number of Establishments and Capital Expenditures for Tangible Fixed Assets by Mode of Acquisition for Manufacturing Establishments by Region and Industry Group: Philippines, 2018

(Values are in thousand PhP, except number of establishments. Details may not add-up to total due to rounding and/or statistical disclosure control.)

Continued

2009 PSIC Code	Region / Industry Description	Capital Expenditures for Tangible Fixed Assets by Mode of Acquisition		
		Major Alterations and Improvements on Tangible Fixed Assets	Land and Used Tangible Fixed Assets	Tangible Fixed Assets Produced on Own Account
		(4)	(5)	(6)
C259	Manufacture of other fabricated metal products; metal working service activities	-	-	-
C265	Manufacture of measuring, testing, navigating and control equipment; watches and clocks	S	S	S
C271	Manufacture of electric motors, generators, transformers and electricity distribution and control apparatus	S	S	S
C275	Manufacture of domestic appliances	-	-	-
C281	Manufacture of general purpose machinery	-	-	-
C282	Manufacture of special purpose machinery	-	-	-
C291	Manufacture of motor vehicles	S	S	S
C293	Manufacture of parts and accessories for motor vehicles	-	-	-
C301	Building of ships and boats	S	S	S
C310	Manufacture of furniture	15,226	11,476	-
C321	Manufacture of jewelry, bijouterie and related articles	-	-	-
C329	Other manufacturing, n.e.c.	-	-	-
C331	Repair of fabricated metal products, machinery and equipment	-	294	-
	XII - SOCCSKSARGEN	477,505	43,678	105,358
C101	Processing and preserving of meat	-	-	-
C102	Processing and preserving of fish, crustaceans and mollusks	115,292	-	-
C103	Processing and preserving of fruits and vegetables	S	S	S
C104	Manufacture of vegetable and animal oils and fats	247,624	-	-
C105	Manufacture of dairy products	-	-	-
C106	Manufacture of grain mill products, starches and starch products	10,560	-	-
C107	Manufacture of other food products	6,083	11,552	7,689
C108	Manufacture of prepared animal feeds	39	-	-
C110	Manufacture of beverages	-	-	80,562
C131	Spinning, weaving and finishing of textiles	-	-	-
C139	Manufacture of other textiles	-	-	-
C141	Manufacture of wearing apparel, except fur apparel	-	-	-
C142	Custom tailoring and dressmaking	-	-	15,960
C161	Sawmilling and planing of wood	-	-	-
C162	Manufacture of products of wood, cork, straw and plaiting materials	-	-	-
C170	Manufacture of paper and paper products	7,775	-	-

Table 6.2 Number of Establishments and Capital Expenditures for Tangible Fixed Assets by Mode of Acquisition for Manufacturing Establishments by Region and Industry Group: Philippines, 2018

(Values are in thousand PhP, except number of establishments. Details may not add-up to total due to rounding and/or statistical disclosure control.)

Continued

2009 PSIC Code	Region / Industry Description	Capital Expenditures for Tangible Fixed Assets by Mode of Acquisition		
		Major Alterations and Improvements on Tangible Fixed Assets	Land and Used Tangible Fixed Assets	Tangible Fixed Assets Produced on Own Account
		(4)	(5)	(6)
C181	Printing and service activities related to printing	-	-	-
C192	Manufacture of refined petroleum products	S	S	S
C201	Manufacture of basic chemicals	-	201	-
C202	Manufacture of other chemical products, n.e.c.	S	S	S
C221	Manufacture of rubber products	S	S	S
C222	Manufacture of plastics products	S	S	S
C231	Manufacture of glass and glass products	S	S	S
C239	Manufacture of non-metallic mineral products, n.e.c.	-	-	-
C241	Manufacture of basic iron and steel	-	-	-
C243	Casting of metals	S	S	S
C251	Manufacture of structural metal products, tanks, reservoirs and steam generators	-	-	-
C259	Manufacture of other fabricated metal products; metal working service activities	6,916	-	1,147
C301	Building of ships and boats	S	S	S
C310	Manufacture of furniture	5,605	4,225	-
C323	Manufacture of sports goods	S	S	S
C331	Repair of fabricated metal products, machinery and equipment	5,159	-	-
	XIII - Caraga	538,545	53,087	5,599
C101	Processing and preserving of meat	14,421	3,530	-
C102	Processing and preserving of fish, crustaceans and mollusks	S	S	S
C103	Processing and preserving of fruits and vegetables	S	S	S
C104	Manufacture of vegetable and animal oils and fats	3,397	192	-
C106	Manufacture of grain mill products, starches and starch products	76,611	40,800	5,599
C107	Manufacture of other food products	10,380	-	-
C108	Manufacture of prepared animal feeds	-	-	-
C110	Manufacture of beverages	-	-	-
C139	Manufacture of other textiles	43	-	-
C141	Manufacture of wearing apparel, except fur apparel	1,341	671	-
C142	Custom tailoring and dressmaking	-	-	-
C161	Sawmilling and planing of wood	-	1,132	-
C162	Manufacture of products of wood, cork, straw and plaiting materials	24,942	3,470	-
C181	Printing and service activities related to printing	-	-	-
C201	Manufacture of basic chemicals	S	S	S

Table 6.2 Number of Establishments and Capital Expenditures for Tangible Fixed Assets by Mode of Acquisition for Manufacturing Establishments by Region and Industry Group: Philippines, 2018

(Values are in thousand PhP, except number of establishments. Details may not add-up to total due to rounding and/or statistical disclosure control.)

Concluded

2009 PSIC Code	Region / Industry Description	Capital Expenditures for Tangible Fixed Assets by Mode of Acquisition		
		Major Alterations and Improvements on Tangible Fixed Assets	Land and Used Tangible Fixed Assets	Tangible Fixed Assets Produced on Own Account
		(4)	(5)	(6)
C202	Manufacture of other chemical products, n.e.c.	15,815	39	-
C231	Manufacture of glass and glass products	S	S	S
C239	Manufacture of non-metallic mineral products, n.e.c.	-	-	-
C241	Manufacture of basic iron and steel	-	-	-
C242	Manufacture of basic precious and other non-ferrous metals	S	S	S
C259	Manufacture of other fabricated metal products; metal working service activities	-	2,500	-
C275	Manufacture of domestic appliances	-	-	-
C301	Building of ships and boats	S	S	S
C309	Manufacture of transport equipment, n.e.c.	-	-	-
C310	Manufacture of furniture	1,880	-	-
C321	Manufacture of jewelry, bijouterie and related articles	-	-	-
C324	Manufacture of games and toys	101	-	-
C329	Other manufacturing, n.e.c.	-	-	-
C331	Repair of fabricated metal products, machinery and equipment	-	-	-
	Autonomous Region in Muslim Mindanao	106,910	159,798	3,382,202
C104	Manufacture of vegetable and animal oils and fats	S	S	S
C106	Manufacture of grain mill products, starches and starch products	76,956	123,032	3,251,862
C107	Manufacture of other food products	20,501	7,649	3,283
C108	Manufacture of prepared animal feeds	58	-	-
C110	Manufacture of beverages	8,379	22,717	33,063
C142	Custom tailoring and dressmaking	1,017	4,192	7,691
C181	Printing and service activities related to printing	-	-	-
C221	Manufacture of rubber products	S	S	S
C239	Manufacture of non-metallic mineral products, n.e.c.	-	-	342
C251	Manufacture of structural metal products, tanks, reservoirs and steam generators	-	-	415
C310	Manufacture of furniture	-	2,208	85,546

Notes: "-" - zero value

S - suppressed

Source: Philippine Statistics Authority, 2018 Census of Philippine Business and Industry

Table 7 Number of Establishments and Capital Expenditures for Intangible Assets by Type for Manufacturing Establishments by Region and Industry Group: Philippines, 2018*(Values are in thousand PhP, except number of establishments. Details may not add-up to total due to rounding and/or statistical disclosure control.)*

2009 PSIC Code	Region / Industry Description	Number of Establishments	Capital Expenditures for Intangible Assets		
			Total	Intangible Non- Produced Assets	Computer Software and Databases
		(1)	(2)	(3)	(4)
	Philippines	28,968	1,799,427	240,183	1,324,406
C101	Processing and preserving of meat	299	700	2	692
C102	Processing and preserving of fish, crustaceans and mollusks	278	5,893	3,811	2,082
C103	Processing and preserving of fruits and vegetables	169	3,060	25	2,855
C104	Manufacture of vegetable and animal oils and fats	140	188,516	188,516	-
C105	Manufacture of dairy products	99	7,852	-	7,852
C106	Manufacture of grain mill products, starches and starch products	1,701	3,076	-	3,076
C107	Manufacture of other food products	9,084	44,605	9,852	28,147
C108	Manufacture of prepared animal feeds	199	266	-	266
C110	Manufacture of beverages	3,986	2,902	-	2,874
C120	Manufacture of tobacco products	17	46	46	-
C131	Spinning, weaving and finishing of textiles	125	-	-	-
C139	Manufacture of other textiles	236	120	-	-
C141	Manufacture of wearing apparel, except fur apparel	880	392	-	392
C142	Custom tailoring and dressmaking	790	-	-	-
C143	Manufacture of knitted and crocheted apparel	40	-	-	-
C151	Tanning and dressing of leather; manufacture of luggage and handbags	107	3,706	-	3,706
C152	Manufacture of footwear	140	1,483	-	1,483
C161	Sawmilling and planing of wood	59	-	-	-
C162	Manufacture of products of wood, cork, straw and plaiting materials	333	-	-	-
C170	Manufacture of paper and paper products	330	5,252	-	5,252
C181	Printing and service activities related to printing	2,566	5,658	-	5,658
C182	Reproduction of recorded media	4	-	-	-
C192	Manufacture of refined petroleum products	15	428	428	-
C199	Manufacture of other fuel products	3	-	-	-
C201	Manufacture of basic chemicals	190	218	-	218
C202	Manufacture of other chemical products, n.e.c.	357	4,733	-	4,733
C203	Manufacture of man-made fibers	S	S	S	S
C210	Manufacture of pharmaceuticals, medicinal chemical and botanical products	117	822,101	22,917	799,184
C221	Manufacture of rubber products	134	9,437	-	9,437
C222	Manufacture of plastics products	834	2,907	417	2,490
C231	Manufacture of glass and glass products	104	1,078	-	-
C239	Manufacture of non-metallic mineral products, n.e.c.	846	91,051	-	91,051
C241	Manufacture of basic iron and steel	319	537	-	537
C242	Manufacture of basic precious and other non-ferrous metals	26	214,163	242	10,916

Continued

Table 7 Number of Establishments and Capital Expenditures for Intangible Assets by Type for Manufacturing Establishments by Region and Industry Group: Philippines, 2018*(Values are in thousand PhP, except number of establishments. Details may not add-up to total due to rounding and/or statistical disclosure control.)**Continued*

2009 PSIC Code	Region / Industry Description	Number of Establishments	Capital Expenditures for Intangible Assets		
			Total	Intangible Non- Produced Assets	Computer Software and Databases
		(1)	(2)	(3)	(4)
C243	Casting of metals	59	3,869	-	3,869
C251	Manufacture of structural metal products, tanks, reservoirs and steam generators	469	2,287	-	2,287
C252	Manufacture of weapons and ammunition	12	-	-	-
C259	Manufacture of other fabricated metal products; metal working service activities	859	64,774	11,523	45,137
C261	Manufacture of electronic components	138	116,602	-	116,602
C262	Manufacture of computers and peripheral equipment and accessories	32	12,751	74	12,677
C263	Manufacture of communication equipment	13	451	-	451
C264	Manufacture of consumer electronics	27	4,813	-	4,813
C265	Manufacture of measuring, testing, navigating and control equipment; watches and clocks	25	52	-	52
C267	Manufacture of optical instruments and photographic equipment	24	118	-	118
C271	Manufacture of electric motors, generators, transformers and electricity distribution and control apparatus	84	1,989	-	1,989
C272	Manufacture of batteries and accumulators	6	-	-	-
C273	Manufacture of wiring and wiring devices	53	11,390	-	11,390
C274	Manufacture of electric lighting equipment	34	863	-	863
C275	Manufacture of domestic appliances	36	-	-	-
C279	Manufacture of other electrical equipment	35	23,864	-	23,864
C281	Manufacture of general purpose machinery	102	37,055	-	24,500
C282	Manufacture of special purpose machinery	162	14,060	-	14,060
C291	Manufacture of motor vehicles	40	698	-	698
C292	Manufacture of bodies (coachwork) for motor vehicles; manufacture of trailers and semi-trailers	24	-	-	-
C293	Manufacture of parts and accessories for motor vehicles	119	7,865	-	7,865
C301	Building of ships and boats	29	-	-	-
C302	Manufacture of railway locomotive and rolling stock	S	S	S	S
C303	Manufacture of air and spacecraft and related machinery	8	-	-	-
C309	Manufacture of transport equipment, n.e.c.	67	57,839	160	57,679
C310	Manufacture of furniture	852	7,227	11	7,139
C321	Manufacture of jewelry, bijouterie and related articles	99	-	-	-
C322	Manufacture of musical instruments	4	-	-	-
C323	Manufacture of sports goods	17	-	-	-
C324	Manufacture of games and toys	28	-	-	-
C325	Manufacture of medical and dental instruments and supplies	56	6,130	2,107	4,023
C329	Other manufacturing, n.e.c.	204	9	9	-
C331	Repair of fabricated metal products, machinery and equipment	712	4,541	45	1,429

Table 7 Number of Establishments and Capital Expenditures for Intangible Assets by Type for Manufacturing Establishments by Region and Industry Group: Philippines, 2018

(Values are in thousand PhP, except number of establishments. Details may not add-up to total due to rounding and/or statistical disclosure control.)

Continued

2009 PSIC Code	Region / Industry Description	Number of Establishments	Capital Expenditures for Intangible Assets		
			Total	Intangible Non- Produced Assets	Computer Software and Databases
		(1)	(2)	(3)	(4)
C332	Installation of industrial machinery and equipment	6	-	-	-
	National Capital Region	4,636	883,187	19,494	860,639
C101	Processing and preserving of meat	34	-	-	-
C102	Processing and preserving of fish, crustaceans and mollusks	29	-	-	-
C103	Processing and preserving of fruits and vegetables	36	-	-	-
C104	Manufacture of vegetable and animal oils and fats	19	7,598	7,598	-
C105	Manufacture of dairy products	26	7,852	-	7,852
C106	Manufacture of grain mill products, starches and starch products	15	944	-	944
C107	Manufacture of other food products	1,002	23,250	-	20,224
C108	Manufacture of prepared animal feeds	14	-	-	-
C110	Manufacture of beverages	204	29	-	-
C120	Manufacture of tobacco products	5	-	-	-
C131	Spinning, weaving and finishing of textiles	33	-	-	-
C139	Manufacture of other textiles	93	-	-	-
C141	Manufacture of wearing apparel, except fur apparel	325	392	-	392
C142	Custom tailoring and dressmaking	80	-	-	-
C143	Manufacture of knitted and crocheted apparel	21	-	-	-
C151	Tanning and dressing of leather; manufacture of luggage and handbags	31	-	-	-
C152	Manufacture of footwear	61	-	-	-
C161	Sawmilling and planing of wood	5	-	-	-
C162	Manufacture of products of wood, cork, straw and plaiting materials	29	-	-	-
C170	Manufacture of paper and paper products	154	430	-	430
C181	Printing and service activities related to printing	656	12	-	12
C192	Manufacture of refined petroleum products	4	-	-	-
C199	Manufacture of other fuel products	S	S	S	S
C201	Manufacture of basic chemicals	43	218	-	218
C202	Manufacture of other chemical products, n.e.c.	166	4,698	-	4,698
C203	Manufacture of man-made fibers	S	S	S	S
C210	Manufacture of pharmaceuticals, medicinal chemical and botanical products	29	799,111	-	799,111
C221	Manufacture of rubber products	53	-	-	-
C222	Manufacture of plastics products	350	1,673	374	1,299
C231	Manufacture of glass and glass products	31	-	-	-
C239	Manufacture of non-metallic mineral products, n.e.c.	65	-	-	-
C241	Manufacture of basic iron and steel	82	-	-	-

Table 7 Number of Establishments and Capital Expenditures for Intangible Assets by Type for Manufacturing Establishments by Region and Industry Group: Philippines, 2018*(Values are in thousand PhP, except number of establishments. Details may not add-up to total due to rounding and/or statistical disclosure control.)**Continued*

2009 PSIC Code	Region / Industry Description	Number of Establishments	Capital Expenditures for Intangible Assets		
			Total	Intangible Non- Produced Assets	Computer Software and Databases
		(1)	(2)	(3)	(4)
C242	Manufacture of basic precious and other non-ferrous metals	4	-	-	-
C243	Casting of metals	18	-	-	-
C251	Manufacture of structural metal products, tanks, reservoirs and steam generators	141	-	-	-
C252	Manufacture of weapons and ammunition	4	-	-	-
C259	Manufacture of other fabricated metal products; metal working service activities	168	11,523	11,523	-
C261	Manufacture of electronic components	9	-	-	-
C262	Manufacture of computers and peripheral equipment and accessories	S	S	S	S
C264	Manufacture of consumer electronics	8	39	-	39
C265	Manufacture of measuring, testing, navigating and control equipment; watches and clocks	8	-	-	-
C267	Manufacture of optical instruments and photographic equipment	S	S	S	S
C271	Manufacture of electric motors, generators, transformers and electricity distribution and control apparatus	17	-	-	-
C272	Manufacture of batteries and accumulators	S	S	S	S
C273	Manufacture of wiring and wiring devices	21	-	-	-
C274	Manufacture of electric lighting equipment	9	-	-	-
C275	Manufacture of domestic appliances	12	-	-	-
C279	Manufacture of other electrical equipment	6	-	-	-
C281	Manufacture of general purpose machinery	34	18,670	-	18,670
C282	Manufacture of special purpose machinery	30	-	-	-
C291	Manufacture of motor vehicles	9	-	-	-
C292	Manufacture of bodies (coachwork) for motor vehicles; manufacture of trailers and semi-trailers	11	-	-	-
C293	Manufacture of parts and accessories for motor vehicles	15	-	-	-
C301	Building of ships and boats	5	-	-	-
C303	Manufacture of air and spacecraft and related machinery	S	S	S	S
C309	Manufacture of transport equipment, n.e.c.	10	642	-	642
C310	Manufacture of furniture	154	6,039	-	6,039
C321	Manufacture of jewelry, bijouterie and related articles	11	-	-	-
C322	Manufacture of musical instruments	S	S	S	S
C323	Manufacture of sports goods	3	-	-	-
C324	Manufacture of games and toys	8	-	-	-
C325	Manufacture of medical and dental instruments and supplies	11	-	-	-
C329	Other manufacturing, n.e.c.	42	-	-	-
C331	Repair of fabricated metal products, machinery and equipment	161	68	-	68
C332	Installation of industrial machinery and equipment	4	-	-	-

Table 7 Number of Establishments and Capital Expenditures for Intangible Assets by Type for Manufacturing Establishments by Region and Industry Group: Philippines, 2018

(Values are in thousand PhP, except number of establishments. Details may not add-up to total due to rounding and/or statistical disclosure control.)

Continued

2009 PSIC Code	Region / Industry Description	Number of Establishments	Capital Expenditures for Intangible Assets		
			Total	Intangible Non- Produced Assets	Computer Software and Databases
		(1)	(2)	(3)	(4)
	Cordillera Administrative Region	685	-	-	-
C101	Processing and preserving of meat	6	-	-	-
C102	Processing and preserving of fish, crustaceans and mollusks	8	-	-	-
C103	Processing and preserving of fruits and vegetables	6	-	-	-
C105	Manufacture of dairy products	S	S	S	S
C106	Manufacture of grain mill products, starches and starch products	100	-	-	-
C107	Manufacture of other food products	140	-	-	-
C110	Manufacture of beverages	190	-	-	-
C131	Spinning, weaving and finishing of textiles	13	-	-	-
C139	Manufacture of other textiles	6	-	-	-
C141	Manufacture of wearing apparel, except fur apparel	S	S	S	S
C142	Custom tailoring and dressmaking	43	-	-	-
C162	Manufacture of products of wood, cork, straw and plaiting materials	6	-	-	-
C181	Printing and service activities related to printing	75	-	-	-
C201	Manufacture of basic chemicals	3	-	-	-
C221	Manufacture of rubber products	5	-	-	-
C222	Manufacture of plastics products	S	S	S	S
C231	Manufacture of glass and glass products	S	S	S	S
C239	Manufacture of non-metallic mineral products, n.e.c.	23	-	-	-
C241	Manufacture of basic iron and steel	5	-	-	-
C251	Manufacture of structural metal products, tanks, reservoirs and steam generators	10	-	-	-
C259	Manufacture of other fabricated metal products; metal working service activities	19	-	-	-
C261	Manufacture of electronic components	S	S	S	S
C303	Manufacture of air and spacecraft and related machinery	S	S	S	S
C310	Manufacture of furniture	17	-	-	-
C321	Manufacture of jewelry, bijouterie and related articles	S	S	S	S
	I - Ilocos Region	953	978	155	824
C101	Processing and preserving of meat	12	-	-	-
C102	Processing and preserving of fish, crustaceans and mollusks	33	-	-	-
C103	Processing and preserving of fruits and vegetables	3	-	-	-
C105	Manufacture of dairy products	S	S	S	S
C106	Manufacture of grain mill products, starches and starch products	71	-	-	-
C107	Manufacture of other food products	347	978	155	824

Table 7 Number of Establishments and Capital Expenditures for Intangible Assets by Type for Manufacturing Establishments by Region and Industry Group: Philippines, 2018

(Values are in thousand PhP, except number of establishments. Details may not add-up to total due to rounding and/or statistical disclosure control.)

Continued

2009 PSIC Code	Region / Industry Description	Number of Establishments	Capital Expenditures for Intangible Assets		
			Total	Intangible Non- Produced Assets	Computer Software and Databases
		(1)	(2)	(3)	(4)
C108	Manufacture of prepared animal feeds	3	-	-	-
C110	Manufacture of beverages	140	-	-	-
C120	Manufacture of tobacco products	S	S	S	S
C131	Spinning, weaving and finishing of textiles	5	-	-	-
C141	Manufacture of wearing apparel, except fur apparel	5	-	-	-
C142	Custom tailoring and dressmaking	42	-	-	-
C152	Manufacture of footwear	6	-	-	-
C162	Manufacture of products of wood, cork, straw and plaiting materials	13	-	-	-
C170	Manufacture of paper and paper products	9	-	-	-
C181	Printing and service activities related to printing	112	-	-	-
C201	Manufacture of basic chemicals	6	-	-	-
C210	Manufacture of pharmaceuticals, medicinal chemical and botanical products	S	S	S	S
C221	Manufacture of rubber products	5	-	-	-
C231	Manufacture of glass and glass products	4	-	-	-
C239	Manufacture of non-metallic mineral products, n.e.c.	45	-	-	-
C241	Manufacture of basic iron and steel	11	-	-	-
C251	Manufacture of structural metal products, tanks, reservoirs and steam generators	15	-	-	-
C259	Manufacture of other fabricated metal products; metal working service activities	16	-	-	-
C273	Manufacture of wiring and wiring devices	S	S	S	S
C282	Manufacture of special purpose machinery	S	S	S	S
C292	Manufacture of bodies (coachwork) for motor vehicles; manufacture of trailers and semi-trailers	3	-	-	-
C293	Manufacture of parts and accessories for motor vehicles	3	-	-	-
C309	Manufacture of transport equipment, n.e.c.	13	-	-	-
C321	Manufacture of jewelry, bijouterie and related articles	S	S	S	S
C324	Manufacture of games and toys	S	S	S	S
C329	Other manufacturing, n.e.c.	7	-	-	-
C331	Repair of fabricated metal products, machinery and equipment	17	-	-	-
	II - Cagayan Valley	1,133	-	-	-
C101	Processing and preserving of meat	6	-	-	-
C102	Processing and preserving of fish, crustaceans and mollusks	4	-	-	-
C103	Processing and preserving of fruits and vegetables	8	-	-	-
C104	Manufacture of vegetable and animal oils and fats	S	S	S	S
C105	Manufacture of dairy products	4	-	-	-

Table 7 Number of Establishments and Capital Expenditures for Intangible Assets by Type for Manufacturing Establishments by Region and Industry Group: Philippines, 2018

(Values are in thousand PhP, except number of establishments. Details may not add-up to total due to rounding and/or statistical disclosure control.)

Continued

2009 PSIC Code	Region / Industry Description	Number of Establishments	Capital Expenditures for Intangible Assets		
			Total	Intangible Non- Produced Assets	Computer Software and Databases
		(1)	(2)	(3)	(4)
C106	Manufacture of grain mill products, starches and starch products	175	-	-	-
C107	Manufacture of other food products	382	-	-	-
C108	Manufacture of prepared animal feeds	7	-	-	-
C110	Manufacture of beverages	227	-	-	-
C120	Manufacture of tobacco products	3	-	-	-
C131	Spinning, weaving and finishing of textiles	3	-	-	-
C139	Manufacture of other textiles	4	-	-	-
C142	Custom tailoring and dressmaking	34	-	-	-
C151	Tanning and dressing of leather; manufacture of luggage and handbags	3	-	-	-
C162	Manufacture of products of wood, cork, straw and plaiting materials	8	-	-	-
C181	Printing and service activities related to printing	122	-	-	-
C182	Reproduction of recorded media	3	-	-	-
C199	Manufacture of other fuel products	S	S	S	S
C201	Manufacture of basic chemicals	S	S	S	S
C222	Manufacture of plastics products	6	-	-	-
C239	Manufacture of non-metallic mineral products, n.e.c.	25	-	-	-
C241	Manufacture of basic iron and steel	9	-	-	-
C251	Manufacture of structural metal products, tanks, reservoirs and steam generators	12	-	-	-
C252	Manufacture of weapons and ammunition	S	S	S	S
C259	Manufacture of other fabricated metal products; metal working service activities	32	-	-	-
C279	Manufacture of other electrical equipment	3	-	-	-
C282	Manufacture of special purpose machinery	3	-	-	-
C310	Manufacture of furniture	21	-	-	-
C321	Manufacture of jewelry, bijouterie and related articles	5	-	-	-
C329	Other manufacturing, n.e.c.	S	S	S	S
C331	Repair of fabricated metal products, machinery and equipment	17	-	-	-
	III - Central Luzon	3,388	67,455	56	63,253
C101	Processing and preserving of meat	74	1	-	-
C102	Processing and preserving of fish, crustaceans and mollusks	27	-	-	-
C103	Processing and preserving of fruits and vegetables	31	1,440	13	1,427
C104	Manufacture of vegetable and animal oils and fats	4	-	-	-
C105	Manufacture of dairy products	12	-	-	-
C106	Manufacture of grain mill products, starches and starch products	235	-	-	-
C107	Manufacture of other food products	1,054	-	-	-
C108	Manufacture of prepared animal feeds	54	-	-	-

Table 7 Number of Establishments and Capital Expenditures for Intangible Assets by Type for Manufacturing Establishments by Region and Industry Group: Philippines, 2018*(Values are in thousand PhP, except number of establishments. Details may not add-up to total due to rounding and/or statistical disclosure control.)**Continued*

2009 PSIC Code	Region / Industry Description	Number of Establishments	Capital Expenditures for Intangible Assets		
			Total	Intangible Non- Produced Assets	Computer Software and Databases
		(1)	(2)	(3)	(4)
C110	Manufacture of beverages	360	-	-	-
C120	Manufacture of tobacco products	S	S	S	S
C131	Spinning, weaving and finishing of textiles	20	-	-	-
C139	Manufacture of other textiles	40	-	-	-
C141	Manufacture of wearing apparel, except fur apparel	149	-	-	-
C142	Custom tailoring and dressmaking	60	-	-	-
C143	Manufacture of knitted and crocheted apparel	3	-	-	-
C151	Tanning and dressing of leather; manufacture of luggage and handbags	41	-	-	-
C152	Manufacture of footwear	10	1,483	-	1,483
C161	Sawmilling and planing of wood	S	S	S	S
C162	Manufacture of products of wood, cork, straw and plaiting materials	63	-	-	-
C170	Manufacture of paper and paper products	35	3,358	-	3,358
C181	Printing and service activities related to printing	163	-	-	-
C192	Manufacture of refined petroleum products	3	-	-	-
C201	Manufacture of basic chemicals	21	-	-	-
C202	Manufacture of other chemical products, n.e.c.	35	-	-	-
C210	Manufacture of pharmaceuticals, medicinal chemical and botanical products	22	-	-	-
C221	Manufacture of rubber products	14	8,968	-	8,968
C222	Manufacture of plastics products	115	643	43	600
C231	Manufacture of glass and glass products	14	1,078	-	-
C239	Manufacture of non-metallic mineral products, n.e.c.	134	41,410	-	41,410
C241	Manufacture of basic iron and steel	44	-	-	-
C242	Manufacture of basic precious and other non-ferrous metals	4	-	-	-
C243	Casting of metals	7	-	-	-
C251	Manufacture of structural metal products, tanks, reservoirs and steam generators	60	-	-	-
C259	Manufacture of other fabricated metal products; metal working service activities	85	672	-	672
C261	Manufacture of electronic components	14	-	-	-
C262	Manufacture of computers and peripheral equipment and accessories	5	-	-	-
C263	Manufacture of communication equipment	S	S	S	S
C264	Manufacture of consumer electronics	3	-	-	-
C265	Manufacture of measuring, testing, navigating and control equipment; watches and clocks	3	52	-	52
C271	Manufacture of electric motors, generators, transformers and electricity distribution and control apparatus	10	-	-	-
C272	Manufacture of batteries and accumulators	S	S	S	S
C273	Manufacture of wiring and wiring devices	10	-	-	-

Table 7 Number of Establishments and Capital Expenditures for Intangible Assets by Type for Manufacturing Establishments by Region and Industry Group: Philippines, 2018

(Values are in thousand PhP, except number of establishments. Details may not add-up to total due to rounding and/or statistical disclosure control.)

Continued

2009 PSIC Code	Region / Industry Description	Number of Establishments	Capital Expenditures for Intangible Assets		
			Total	Intangible Non- Produced Assets	Computer Software and Databases
		(1)	(2)	(3)	(4)
C274	Manufacture of electric lighting equipment	7	-	-	-
C275	Manufacture of domestic appliances	4	-	-	-
C279	Manufacture of other electrical equipment	10	-	-	-
C281	Manufacture of general purpose machinery	13	-	-	-
C282	Manufacture of special purpose machinery	15	-	-	-
C291	Manufacture of motor vehicles	4	-	-	-
C292	Manufacture of bodies (coachwork) for motor vehicles; manufacture of trailers and semi-trailers	S	S	S	S
C293	Manufacture of parts and accessories for motor vehicles	9	-	-	-
C301	Building of ships and boats	S	S	S	S
C303	Manufacture of air and spacecraft and related machinery	5	-	-	-
C309	Manufacture of transport equipment, n.e.c.	13	-	-	-
C310	Manufacture of furniture	121	-	-	-
C321	Manufacture of jewelry, bijouterie and related articles	15	-	-	-
C322	Manufacture of musical instruments	S	S	S	S
C323	Manufacture of sports goods	3	-	-	-
C324	Manufacture of games and toys	8	-	-	-
C325	Manufacture of medical and dental instruments and supplies	9	3,921	-	3,921
C329	Other manufacturing, n.e.c.	42	-	-	-
C331	Repair of fabricated metal products, machinery and equipment	62	4,428	-	1,361
C332	Installation of industrial machinery and equipment	S	S	S	S
	IVA - CALABARZON	4,035	390,648	25,986	342,414
C101	Processing and preserving of meat	41	-	-	-
C102	Processing and preserving of fish, crustaceans and mollusks	12	-	-	-
C103	Processing and preserving of fruits and vegetables	19	1,440	13	1,427
C104	Manufacture of vegetable and animal oils and fats	31	-	-	-
C105	Manufacture of dairy products	12	-	-	-
C106	Manufacture of grain mill products, starches and starch products	90	662	-	662
C107	Manufacture of other food products	877	8,133	-	6,555
C108	Manufacture of prepared animal feeds	69	266	-	266
C110	Manufacture of beverages	291	2,017	-	2,017
C120	Manufacture of tobacco products	3	46	46	-
C131	Spinning, weaving and finishing of textiles	10	-	-	-
C139	Manufacture of other textiles	33	-	-	-
C141	Manufacture of wearing apparel, except fur apparel	244	-	-	-
C142	Custom tailoring and dressmaking	90	-	-	-

Table 7 Number of Establishments and Capital Expenditures for Intangible Assets by Type for Manufacturing Establishments by Region and Industry Group: Philippines, 2018

(Values are in thousand PhP, except number of establishments. Details may not add-up to total due to rounding and/or statistical disclosure control.)

Continued

2009 PSIC Code	Region / Industry Description	Number of Establishments	Capital Expenditures for Intangible Assets		
			Total	Intangible Non- Produced Assets	Computer Software and Databases
		(1)	(2)	(3)	(4)
C143	Manufacture of knitted and crocheted apparel	16	-	-	-
C151	Tanning and dressing of leather; manufacture of luggage and handbags	24	3,706	-	3,706
C152	Manufacture of footwear	34	-	-	-
C161	Sawmilling and planing of wood	S	S	S	S
C162	Manufacture of products of wood, cork, straw and plaiting materials	64	-	-	-
C170	Manufacture of paper and paper products	76	348	-	348
C181	Printing and service activities related to printing	198	-	-	-
C182	Reproduction of recorded media	S	S	S	S
C192	Manufacture of refined petroleum products	S	S	S	S
C199	Manufacture of other fuel products	S	S	S	S
C201	Manufacture of basic chemicals	31	-	-	-
C202	Manufacture of other chemical products, n.e.c.	91	-	-	-
C210	Manufacture of pharmaceuticals, medicinal chemical and botanical products	34	22,917	22,917	-
C221	Manufacture of rubber products	35	189	-	189
C222	Manufacture of plastics products	181	583	-	583
C231	Manufacture of glass and glass products	18	-	-	-
C239	Manufacture of non-metallic mineral products, n.e.c.	115	44,239	-	44,239
C241	Manufacture of basic iron and steel	59	537	-	537
C242	Manufacture of basic precious and other non-ferrous metals	8	242	242	-
C243	Casting of metals	16	1,150	-	1,150
C251	Manufacture of structural metal products, tanks, reservoirs and steam generators	109	2,287	-	2,287
C252	Manufacture of weapons and ammunition	S	S	S	S
C259	Manufacture of other fabricated metal products; metal working service activities	245	42,760	-	34,646
C261	Manufacture of electronic components	103	111,930	-	111,930
C262	Manufacture of computers and peripheral equipment and accessories	24	10,748	74	10,674
C252	Manufacture of weapons and ammunition	S	S	S	S
C259	Manufacture of other fabricated metal products; metal working service activities	245	42,760	-	34,646
C261	Manufacture of electronic components	103	111,930	-	111,930
C262	Manufacture of computers and peripheral equipment and accessories	24	10,748	74	10,674
C263	Manufacture of communication equipment	10	-	-	-
C264	Manufacture of consumer electronics	12	446	-	446
C265	Manufacture of measuring, testing, navigating and control equipment; watches and clocks	5	-	-	-
C267	Manufacture of optical instruments and photographic equipment	9	-	-	-

Table 7 Number of Establishments and Capital Expenditures for Intangible Assets by Type for Manufacturing Establishments by Region and Industry Group: Philippines, 2018

(Values are in thousand PhP, except number of establishments. Details may not add-up to total due to rounding and/or statistical disclosure control.)

Continued

2009 PSIC Code	Region / Industry Description	Number of Establishments	Capital Expenditures for Intangible Assets		
			Total	Intangible Non- Produced Assets	Computer Software and Databases
		(1)	(2)	(3)	(4)
C271	Manufacture of electric motors, generators, transformers and electricity distribution and control apparatus	46	967	-	967
C272	Manufacture of batteries and accumulators	S	S	S	S
C273	Manufacture of wiring and wiring devices	20	11,390	-	11,390
C274	Manufacture of electric lighting equipment	15	863	-	863
C275	Manufacture of domestic appliances	12	-	-	-
C279	Manufacture of other electrical equipment	14	23,864	-	23,864
C281	Manufacture of general purpose machinery	41	18,116	-	5,561
C282	Manufacture of special purpose machinery	73	14,060	-	14,060
C291	Manufacture of motor vehicles	13	698	-	698
C292	Manufacture of bodies (coachwork) for motor vehicles; manufacture of trailers and semi-trailers	10	-	-	-
C293	Manufacture of parts and accessories for motor vehicles	74	7,865	-	7,865
C301	Building of ships and boats	5	-	-	-
C302	Manufacture of railway locomotive and rolling stock	S	S	S	S
C303	Manufacture of air and spacecraft and related machinery	S	S	S	S
C309	Manufacture of transport equipment, n.e.c.	21	55,541	160	55,381
C310	Manufacture of furniture	150	-	-	-
C321	Manufacture of jewelry, bijouterie and related articles	4	-	-	-
C322	Manufacture of musical instruments	S	S	S	S
C323	Manufacture of sports goods	8	-	-	-
C324	Manufacture of games and toys	6	-	-	-
C325	Manufacture of medical and dental instruments and supplies	21	2,208	2,107	102
C329	Other manufacturing, n.e.c.	17	-	-	-
C331	Repair of fabricated metal products, machinery and equipment	133	-	-	-
C332	Installation of industrial machinery and equipment	S	S	S	S
	MIMAROPA	1,118	-	-	-
C101	Processing and preserving of meat	3	-	-	-
C102	Processing and preserving of fish, crustaceans and mollusks	S	S	S	S
C103	Processing and preserving of fruits and vegetables	S	S	S	S
C104	Manufacture of vegetable and animal oils and fats	7	-	-	-
C105	Manufacture of dairy products	5	-	-	-
C106	Manufacture of grain mill products, starches and starch products	98	-	-	-
C107	Manufacture of other food products	432	-	-	-
C110	Manufacture of beverages	289	-	-	-

Table 7 Number of Establishments and Capital Expenditures for Intangible Assets by Type for Manufacturing Establishments by Region and Industry Group: Philippines, 2018

(Values are in thousand PhP, except number of establishments. Details may not add-up to total due to rounding and/or statistical disclosure control.)

Continued

2009 PSIC Code	Region / Industry Description	Number of Establishments	Capital Expenditures for Intangible Assets		
			Total	Intangible Non- Produced Assets	Computer Software and Databases
		(1)	(2)	(3)	(4)
C131	Spinning, weaving and finishing of textiles	3	-	-	-
C141	Manufacture of wearing apparel, except fur apparel	8	-	-	-
C142	Custom tailoring and dressmaking	22	-	-	-
C151	Tanning and dressing of leather; manufacture of luggage and handbags	3	-	-	-
C161	Sawmilling and planing of wood	4	-	-	-
C162	Manufacture of products of wood, cork, straw and plaiting materials	13	-	-	-
C181	Printing and service activities related to printing	123	-	-	-
C201	Manufacture of basic chemicals	3	-	-	-
C202	Manufacture of other chemical products, n.e.c.	S	S	S	S
C210	Manufacture of pharmaceuticals, medicinal chemical and botanical products	S	S	S	S
C222	Manufacture of plastics products	6	-	-	-
C239	Manufacture of non-metallic mineral products, n.e.c.	37	-	-	-
C241	Manufacture of basic iron and steel	8	-	-	-
C242	Manufacture of basic precious and other non-ferrous metals	S	S	S	S
C259	Manufacture of other fabricated metal products; metal working service activities	19	-	-	-
C282	Manufacture of special purpose machinery	S	S	S	S
C310	Manufacture of furniture	21	-	-	-
C331	Repair of fabricated metal products, machinery and equipment	5	-	-	-
V - Bicol Region		1,339	203,401	41	50
C101	Processing and preserving of meat	14	57	2	50
C102	Processing and preserving of fish, crustaceans and mollusks	28	39	39	-
C103	Processing and preserving of fruits and vegetables	5	180	-	-
C104	Manufacture of vegetable and animal oils and fats	9	-	-	-
C105	Manufacture of dairy products	6	-	-	-
C106	Manufacture of grain mill products, starches and starch products	67	-	-	-
C107	Manufacture of other food products	542	-	-	-
C108	Manufacture of prepared animal feeds	4	-	-	-
C110	Manufacture of beverages	249	-	-	-
C120	Manufacture of tobacco products	S	S	S	S
C131	Spinning, weaving and finishing of textiles	6	-	-	-
C139	Manufacture of other textiles	10	120	-	-
C141	Manufacture of wearing apparel, except fur apparel	19	-	-	-
C142	Custom tailoring and dressmaking	55	-	-	-

Table 7 Number of Establishments and Capital Expenditures for Intangible Assets by Type for Manufacturing Establishments by Region and Industry Group: Philippines, 2018

(Values are in thousand PhP, except number of establishments. Details may not add-up to total due to rounding and/or statistical disclosure control.)

Continued

2009 PSIC Code	Region / Industry Description	Number of Establishments	Capital Expenditures for Intangible Assets		
			Total	Intangible Non- Produced Assets	Computer Software and Databases
		(1)	(2)	(3)	(4)
C151	Tanning and dressing of leather; manufacture of luggage and handbags	3	-	-	-
C152	Manufacture of footwear	4	-	-	-
C162	Manufacture of products of wood, cork, straw and plaiting materials	32	-	-	-
C170	Manufacture of paper and paper products	5	-	-	-
C181	Printing and service activities related to printing	93	-	-	-
C201	Manufacture of basic chemicals	3	-	-	-
C210	Manufacture of pharmaceuticals, medicinal chemical and botanical products	5	-	-	-
C231	Manufacture of glass and glass products	S	S	S	S
C239	Manufacture of non-metallic mineral products, n.e.c.	29	-	-	-
C241	Manufacture of basic iron and steel	12	-	-	-
C242	Manufacture of basic precious and other non-ferrous metals	S	S	S	S
C251	Manufacture of structural metal products, tanks, reservoirs and steam generators	21	-	-	-
C259	Manufacture of other fabricated metal products; metal working service activities	31	-	-	-
C281	Manufacture of general purpose machinery	4	-	-	-
C282	Manufacture of special purpose machinery	3	-	-	-
C293	Manufacture of parts and accessories for motor vehicles	3	-	-	-
C310	Manufacture of furniture	25	-	-	-
C329	Other manufacturing, n.e.c.	19	-	-	-
C331	Repair of fabricated metal products, machinery and equipment	29	-	-	-
	VI - Western Visayas	1,425	3,061	-	3,061
C101	Processing and preserving of meat	19	-	-	-
C102	Processing and preserving of fish, crustaceans and mollusks	31	71	-	71
C103	Processing and preserving of fruits and vegetables	S	S	S	S
C104	Manufacture of vegetable and animal oils and fats	5	-	-	-
C105	Manufacture of dairy products	5	-	-	-
C106	Manufacture of grain mill products, starches and starch products	107	1,470	-	1,470
C107	Manufacture of other food products	444	-	-	-
C108	Manufacture of prepared animal feeds	3	-	-	-
C110	Manufacture of beverages	282	-	-	-
C131	Spinning, weaving and finishing of textiles	14	-	-	-
C139	Manufacture of other textiles	4	-	-	-
C141	Manufacture of wearing apparel, except fur apparel	17	-	-	-
C142	Custom tailoring and dressmaking	63	-	-	-

Table 7 Number of Establishments and Capital Expenditures for Intangible Assets by Type for Manufacturing Establishments by Region and Industry Group: Philippines, 2018

(Values are in thousand PhP, except number of establishments. Details may not add-up to total due to rounding and/or statistical disclosure control.)

Continued

2009 PSIC Code	Region / Industry Description	Number of Establishments	Capital Expenditures for Intangible Assets		
			Total	Intangible Non- Produced Assets	Computer Software and Databases
		(1)	(2)	(3)	(4)
C161	Sawmilling and planing of wood	3	-	-	-
C162	Manufacture of products of wood, cork, straw and plaiting materials	14	-	-	-
C181	Printing and service activities related to printing	145	1,521	-	1,521
C192	Manufacture of refined petroleum products	S	S	S	S
C201	Manufacture of basic chemicals	9	-	-	-
C202	Manufacture of other chemical products, n.e.c.	S	S	S	S
C210	Manufacture of pharmaceuticals, medicinal chemical and botanical products	7	-	-	-
C221	Manufacture of rubber products	3	-	-	-
C222	Manufacture of plastics products	21	-	-	-
C231	Manufacture of glass and glass products	4	-	-	-
C239	Manufacture of non-metallic mineral products, n.e.c.	99	-	-	-
C241	Manufacture of basic iron and steel	14	-	-	-
C243	Casting of metals	5	-	-	-
C251	Manufacture of structural metal products, tanks, reservoirs and steam generators	17	-	-	-
C259	Manufacture of other fabricated metal products; metal working service activities	33	-	-	-
C265	Manufacture of measuring, testing, navigating and control equipment; watches and clocks	S	S	S	S
C267	Manufacture of optical instruments and photographic equipment	S	S	S	S
C282	Manufacture of special purpose machinery	3	-	-	-
C293	Manufacture of parts and accessories for motor vehicles	3	-	-	-
C310	Manufacture of furniture	12	-	-	-
C321	Manufacture of jewelry, bijouterie and related articles	5	-	-	-
C329	Other manufacturing, n.e.c.	11	-	-	-
C331	Repair of fabricated metal products, machinery and equipment	16	-	-	-
VII - Central Visayas		2,347	207,136	180,929	26,130
C101	Processing and preserving of meat	27	642	-	642
C102	Processing and preserving of fish, crustaceans and mollusks	34	-	-	-
C103	Processing and preserving of fruits and vegetables	21	-	-	-
C104	Manufacture of vegetable and animal oils and fats	14	180,918	180,918	-
C105	Manufacture of dairy products	6	-	-	-
C106	Manufacture of grain mill products, starches and starch products	71	-	-	-
C107	Manufacture of other food products	758	-	-	-

Table 7 Number of Establishments and Capital Expenditures for Intangible Assets by Type for Manufacturing Establishments by Region and Industry Group: Philippines, 2018

(Values are in thousand PhP, except number of establishments. Details may not add-up to total due to rounding and/or statistical disclosure control.)

Continued

2009 PSIC Code	Region / Industry Description	Number of Establishments	Capital Expenditures for Intangible Assets		
			Total	Intangible Non- Produced Assets	Computer Software and Databases
		(1)	(2)	(3)	(4)
C108	Manufacture of prepared animal feeds	19	-	-	-
C110	Manufacture of beverages	247	856	-	856
C131	Spinning, weaving and finishing of textiles	4	-	-	-
C139	Manufacture of other textiles	13	-	-	-
C141	Manufacture of wearing apparel, except fur apparel	53	-	-	-
C142	Custom tailoring and dressmaking	50	-	-	-
C151	Tanning and dressing of leather; manufacture of luggage and handbags	S	S	S	S
C152	Manufacture of footwear	16	-	-	-
C161	Sawmilling and planing of wood	8	-	-	-
C162	Manufacture of products of wood, cork, straw and plaiting materials	15	-	-	-
C170	Manufacture of paper and paper products	19	-	-	-
C181	Printing and service activities related to printing	268	-	-	-
C201	Manufacture of basic chemicals	18	-	-	-
C202	Manufacture of other chemical products, n.e.c.	36	-	-	-
C210	Manufacture of pharmaceuticals, medicinal chemical and botanical products	4	73	-	73
C221	Manufacture of rubber products	7	-	-	-
C222	Manufacture of plastics products	71	-	-	-
C231	Manufacture of glass and glass products	7	-	-	-
C239	Manufacture of non-metallic mineral products, n.e.c.	45	5,401	-	5,401
C241	Manufacture of basic iron and steel	29	-	-	-
C242	Manufacture of basic precious and other non-ferrous metals	S	S	S	S
C243	Casting of metals	8	2,719	-	2,719
C251	Manufacture of structural metal products, tanks, reservoirs and steam generators	10	-	-	-
C252	Manufacture of weapons and ammunition	S	S	S	S
C259	Manufacture of other fabricated metal products; metal working service activities	50	1,088	-	1,088
C261	Manufacture of electronic components	10	4,672	-	4,672
C262	Manufacture of computers and peripheral equipment and accessories	S	S	S	S
C263	Manufacture of communication equipment	S	S	S	S
C264	Manufacture of consumer electronics	3	4,328	-	4,328
C265	Manufacture of measuring, testing, navigating and control equipment; watches and clocks	5	-	-	-
C267	Manufacture of optical instruments and photographic equipment	12	118	-	118
C271	Manufacture of electric motors, generators, transformers and electricity distribution and control apparatus	7	1,021	-	1,021
C273	Manufacture of wiring and wiring devices	S	S	S	S
C274	Manufacture of electric lighting equipment	4	-	-	-

Table 7 Number of Establishments and Capital Expenditures for Intangible Assets by Type for Manufacturing Establishments by Region and Industry Group: Philippines, 2018

(Values are in thousand PhP, except number of establishments. Details may not add-up to total due to rounding and/or statistical disclosure control.)

Continued

2009 PSIC Code	Region / Industry Description	Number of Establishments	Capital Expenditures for Intangible Assets		
			Total	Intangible Non- Produced Assets	Computer Software and Databases
		(1)	(2)	(3)	(4)
C275	Manufacture of domestic appliances	S	S	S	S
C279	Manufacture of other electrical equipment	S	S	S	S
C281	Manufacture of general purpose machinery	5	-	-	-
C282	Manufacture of special purpose machinery	5	-	-	-
C291	Manufacture of motor vehicles	10	-	-	-
C293	Manufacture of parts and accessories for motor vehicles	8	-	-	-
C301	Building of ships and boats	13	-	-	-
C309	Manufacture of transport equipment, n.e.c.	3	1,656	-	1,656
C310	Manufacture of furniture	173	1,188	11	1,100
C321	Manufacture of jewelry, bijouterie and related articles	37	-	-	-
C322	Manufacture of musical instruments	S	S	S	S
C323	Manufacture of sports goods	S	S	S	S
C324	Manufacture of games and toys	S	S	S	S
C325	Manufacture of medical and dental instruments and supplies	15	-	-	-
C329	Other manufacturing, n.e.c.	24	-	-	-
C331	Repair of fabricated metal products, machinery and equipment	66	-	-	-
VIII - Eastern Visayas		1,415	9	9	-
C101	Processing and preserving of meat	S	S	S	S
C102	Processing and preserving of fish, crustaceans and mollusks	8	-	-	-
C103	Processing and preserving of fruits and vegetables	5	-	-	-
C104	Manufacture of vegetable and animal oils and fats	7	-	-	-
C105	Manufacture of dairy products	S	S	S	S
C106	Manufacture of grain mill products, starches and starch products	100	-	-	-
C107	Manufacture of other food products	646	-	-	-
C110	Manufacture of beverages	365	-	-	-
C131	Spinning, weaving and finishing of textiles	4	-	-	-
C139	Manufacture of other textiles	S	S	S	S
C141	Manufacture of wearing apparel, except fur apparel	8	-	-	-
C142	Custom tailoring and dressmaking	34	-	-	-
C162	Manufacture of products of wood, cork, straw and plaiting materials	13	-	-	-
C170	Manufacture of paper and paper products	7	-	-	-
C181	Printing and service activities related to printing	76	-	-	-
C201	Manufacture of basic chemicals	7	-	-	-
C210	Manufacture of pharmaceuticals, medicinal chemical and botanical products	S	S	S	S
C222	Manufacture of plastics products	9	-	-	-
C231	Manufacture of glass and glass products	6	-	-	-

Table 7 Number of Establishments and Capital Expenditures for Intangible Assets by Type for Manufacturing Establishments by Region and Industry Group: Philippines, 2018

(Values are in thousand PhP, except number of establishments. Details may not add-up to total due to rounding and/or statistical disclosure control.)

Continued

2009 PSIC Code	Region / Industry Description	Number of Establishments	Capital Expenditures for Intangible Assets		
			Total	Intangible Non- Produced Assets	Computer Software and Databases
		(1)	(2)	(3)	(4)
C239	Manufacture of non-metallic mineral products, n.e.c.	38	-	-	-
C241	Manufacture of basic iron and steel	3	-	-	-
C242	Manufacture of basic precious and other non-ferrous metals	S	S	S	S
C243	Casting of metals	S	S	S	S
C251	Manufacture of structural metal products, tanks, reservoirs and steam generators	5	-	-	-
C259	Manufacture of other fabricated metal products; metal working service activities	38	-	-	-
C273	Manufacture of wiring and wiring devices	S	S	S	S
C282	Manufacture of special purpose machinery	S	S	S	S
C310	Manufacture of furniture	4	-	-	-
C321	Manufacture of jewelry, bijouterie and related articles	5	-	-	-
C329	Other manufacturing, n.e.c.	12	9	9	-
C331	Repair of fabricated metal products, machinery and equipment	6	-	-	-
IX - Zamboanga Peninsula		1,278	10,368	3,773	6,595
C101	Processing and preserving of meat	12	-	-	-
C102	Processing and preserving of fish, crustaceans and mollusks	29	3,773	3,773	-
C104	Manufacture of vegetable and animal oils and fats	6	-	-	-
C105	Manufacture of dairy products	4	-	-	-
C106	Manufacture of grain mill products, starches and starch products	133	-	-	-
C107	Manufacture of other food products	649	-	-	-
C108	Manufacture of prepared animal feeds	S	S	S	S
C110	Manufacture of beverages	151	-	-	-
C139	Manufacture of other textiles	S	S	S	S
C142	Custom tailoring and dressmaking	37	-	-	-
C161	Sawmilling and planing of wood	4	-	-	-
C162	Manufacture of products of wood, cork, straw and plaiting materials	S	S	S	S
C181	Printing and service activities related to printing	81	-	-	-
C221	Manufacture of rubber products	5	280	-	280
C222	Manufacture of plastics products	8	-	-	-
C231	Manufacture of glass and glass products	4	-	-	-
C239	Manufacture of non-metallic mineral products, n.e.c.	36	-	-	-
C241	Manufacture of basic iron and steel	5	-	-	-
C251	Manufacture of structural metal products, tanks, reservoirs and steam generators	12	-	-	-
C259	Manufacture of other fabricated metal products; metal working service activities	23	6,315	-	6,315
C310	Manufacture of furniture	26	-	-	-

Table 7 Number of Establishments and Capital Expenditures for Intangible Assets by Type for Manufacturing Establishments by Region and Industry Group: Philippines, 2018

(Values are in thousand PhP, except number of establishments. Details may not add-up to total due to rounding and/or statistical disclosure control.)

Continued

2009 PSIC Code	Region / Industry Description	Number of Establishments	Capital Expenditures for Intangible Assets		
			Total	Intangible Non- Produced Assets	Computer Software and Databases
		(1)	(2)	(3)	(4)
C321	Manufacture of jewelry, bijouterie and related articles	S	S	S	S
C329	Other manufacturing, n.e.c.	4	-	-	-
C331	Repair of fabricated metal products, machinery and equipment	44	-	-	-
	X - Northern Mindanao	1,124	10,944	9,697	847
C101	Processing and preserving of meat	23	-	-	-
C102	Processing and preserving of fish, crustaceans and mollusks	S	S	S	S
C103	Processing and preserving of fruits and vegetables	15	-	-	-
C104	Manufacture of vegetable and animal oils and fats	9	-	-	-
C105	Manufacture of dairy products	6	-	-	-
C106	Manufacture of grain mill products, starches and starch products	36	-	-	-
C107	Manufacture of other food products	409	10,641	9,697	544
C108	Manufacture of prepared animal feeds	7	-	-	-
C110	Manufacture of beverages	182	-	-	-
C131	Spinning, weaving and finishing of textiles	3	-	-	-
C139	Manufacture of other textiles	5	-	-	-
C141	Manufacture of wearing apparel, except fur apparel	10	-	-	-
C142	Custom tailoring and dressmaking	43	-	-	-
C152	Manufacture of footwear	4	-	-	-
C161	Sawmilling and planing of wood	15	-	-	-
C162	Manufacture of products of wood, cork, straw and plaiting materials	14	-	-	-
C170	Manufacture of paper and paper products	6	-	-	-
C181	Printing and service activities related to printing	92	-	-	-
C192	Manufacture of refined petroleum products	3	-	-	-
C201	Manufacture of basic chemicals	11	-	-	-
C202	Manufacture of other chemical products, n.e.c.	4	35	-	35
C210	Manufacture of pharmaceuticals, medicinal chemical and botanical products	S	S	S	S
C221	Manufacture of rubber products	S	S	S	S
C222	Manufacture of plastics products	22	-	-	-
C231	Manufacture of glass and glass products	3	-	-	-
C239	Manufacture of non-metallic mineral products, n.e.c.	38	-	-	-
C241	Manufacture of basic iron and steel	10	-	-	-
C243	Casting of metals	3	-	-	-
C251	Manufacture of structural metal products, tanks, reservoirs and steam generators	26	-	-	-
C259	Manufacture of other fabricated metal products; metal working service activities	17	-	-	-

Table 7 Number of Establishments and Capital Expenditures for Intangible Assets by Type for Manufacturing Establishments by Region and Industry Group: Philippines, 2018

(Values are in thousand PhP, except number of establishments. Details may not add-up to total due to rounding and/or statistical disclosure control.)

Continued

2009 PSIC Code	Region / Industry Description	Number of Establishments	Capital Expenditures for Intangible Assets		
			Total	Intangible Non- Produced Assets	Computer Software and Databases
		(1)	(2)	(3)	(4)
C264	Manufacture of consumer electronics	S	S	S	S
C271	Manufacture of electric motors, generators, transformers and electricity distribution and control apparatus	S	S	S	S
C281	Manufacture of general purpose machinery	S	S	S	S
C282	Manufacture of special purpose machinery	S	S	S	S
C291	Manufacture of motor vehicles	3	-	-	-
C293	Manufacture of parts and accessories for motor vehicles	3	-	-	-
C310	Manufacture of furniture	39	-	-	-
C321	Manufacture of jewelry, bijouterie and related articles	S	S	S	S
C324	Manufacture of games and toys	S	S	S	S
C329	Other manufacturing, n.e.c.	S	S	S	S
C331	Repair of fabricated metal products, machinery and equipment	49	-	-	-
XI - Davao Region		1,478	2,524	45	876
C101	Processing and preserving of meat	13	-	-	-
C102	Processing and preserving of fish, crustaceans and mollusks	5	-	-	-
C103	Processing and preserving of fruits and vegetables	13	-	-	-
C104	Manufacture of vegetable and animal oils and fats	17	-	-	-
C105	Manufacture of dairy products	5	-	-	-
C106	Manufacture of grain mill products, starches and starch products	131	-	-	-
C107	Manufacture of other food products	430	1,603	-	-
C108	Manufacture of prepared animal feeds	7	-	-	-
C110	Manufacture of beverages	270	-	-	-
C120	Manufacture of tobacco products	S	S	S	S
C139	Manufacture of other textiles	19	-	-	-
C141	Manufacture of wearing apparel, except fur apparel	23	-	-	-
C142	Custom tailoring and dressmaking	41	-	-	-
C152	Manufacture of footwear	5	-	-	-
C161	Sawmilling and planing of wood	3	-	-	-
C162	Manufacture of products of wood, cork, straw and plaiting materials	31	-	-	-
C170	Manufacture of paper and paper products	15	868	-	868
C181	Printing and service activities related to printing	123	-	-	-
C192	Manufacture of refined petroleum products	S	S	S	S
C201	Manufacture of basic chemicals	22	-	-	-
C202	Manufacture of other chemical products, n.e.c.	8	-	-	-
C210	Manufacture of pharmaceuticals, medicinal chemical and botanical products	8	-	-	-

Table 7 Number of Establishments and Capital Expenditures for Intangible Assets by Type for Manufacturing Establishments by Region and Industry Group: Philippines, 2018

(Values are in thousand PhP, except number of establishments. Details may not add-up to total due to rounding and/or statistical disclosure control.)

Continued

2009 PSIC Code	Region / Industry Description	Number of Establishments	Capital Expenditures for Intangible Assets		
			Total	Intangible Non- Produced Assets	Computer Software and Databases
		(1)	(2)	(3)	(4)
C221	Manufacture of rubber products	4	-	-	-
C222	Manufacture of plastics products	42	8	-	8
C231	Manufacture of glass and glass products	4	-	-	-
C239	Manufacture of non-metallic mineral products, n.e.c.	46	-	-	-
C241	Manufacture of basic iron and steel	11	-	-	-
C242	Manufacture of basic precious and other non-ferrous metals	3	-	-	-
C243	Casting of metals	S	S	S	S
C251	Manufacture of structural metal products, tanks, reservoirs and steam generators	15	-	-	-
C252	Manufacture of weapons and ammunition	S	S	S	S
C259	Manufacture of other fabricated metal products; metal working service activities	10	-	-	-
C265	Manufacture of measuring, testing, navigating and control equipment; watches and clocks	S	S	S	S
C271	Manufacture of electric motors, generators, transformers and electricity distribution and control apparatus	S	S	S	S
C275	Manufacture of domestic appliances	3	-	-	-
C281	Manufacture of general purpose machinery	4	-	-	-
C282	Manufacture of special purpose machinery	26	-	-	-
C291	Manufacture of motor vehicles	S	S	S	S
C293	Manufacture of parts and accessories for motor vehicles	3	-	-	-
C301	Building of ships and boats	S	S	S	S
C310	Manufacture of furniture	48	-	-	-
C321	Manufacture of jewelry, bijouterie and related articles	5	-	-	-
C329	Other manufacturing, n.e.c.	11	-	-	-
C331	Repair of fabricated metal products, machinery and equipment	44	45	45	-
XII - SOCCSKSARGEN		1,220	4,675	-	4,675
C101	Processing and preserving of meat	6	-	-	-
C102	Processing and preserving of fish, crustaceans and mollusks	24	2,011	-	2,011
C103	Processing and preserving of fruits and vegetables	S	S	S	S
C104	Manufacture of vegetable and animal oils and fats	7	-	-	-
C105	Manufacture of dairy products	3	-	-	-
C106	Manufacture of grain mill products, starches and starch products	180	-	-	-
C107	Manufacture of other food products	390	-	-	-
C108	Manufacture of prepared animal feeds	3	-	-	-
C110	Manufacture of beverages	250	-	-	-
C131	Spinning, weaving and finishing of textiles	6	-	-	-

Table 7 Number of Establishments and Capital Expenditures for Intangible Assets by Type for Manufacturing Establishments by Region and Industry Group: Philippines, 2018

(Values are in thousand PhP, except number of establishments. Details may not add-up to total due to rounding and/or statistical disclosure control.)

Continued

2009 PSIC Code	Region / Industry Description	Number of Establishments	Capital Expenditures for Intangible Assets		
			Total	Intangible Non- Produced Assets	Computer Software and Databases
		(1)	(2)	(3)	(4)
C139	Manufacture of other textiles	3	-	-	-
C141	Manufacture of wearing apparel, except fur apparel	13	-	-	-
C142	Custom tailoring and dressmaking	51	-	-	-
C161	Sawmilling and planing of wood	7	-	-	-
C162	Manufacture of products of wood, cork, straw and plaiting materials	8	-	-	-
C170	Manufacture of paper and paper products	4	248	-	248
C181	Printing and service activities related to printing	107	-	-	-
C192	Manufacture of refined petroleum products	S	S	S	S
C201	Manufacture of basic chemicals	10	-	-	-
C202	Manufacture of other chemical products, n.e.c.	S	S	S	S
C221	Manufacture of rubber products	S	S	S	S
C222	Manufacture of plastics products	S	S	S	S
C231	Manufacture of glass and glass products	S	S	S	S
C239	Manufacture of non-metallic mineral products, n.e.c.	32	-	-	-
C241	Manufacture of basic iron and steel	12	-	-	-
C243	Casting of metals	S	S	S	S
C251	Manufacture of structural metal products, tanks, reservoirs and steam generators	13	-	-	-
C259	Manufacture of other fabricated metal products; metal working service activities	42	2,416	-	2,416
C301	Building of ships and boats	S	S	S	S
C310	Manufacture of furniture	10	-	-	-
C323	Manufacture of sports goods	S	S	S	S
C331	Repair of fabricated metal products, machinery and equipment	29	-	-	-
	XIII - Caraga	1,050	15,041	-	15,041
C101	Processing and preserving of meat	9	-	-	-
C102	Processing and preserving of fish, crustaceans and mollusks	S	S	S	S
C103	Processing and preserving of fruits and vegetables	S	S	S	S
C104	Manufacture of vegetable and animal oils and fats	5	-	-	-
C106	Manufacture of grain mill products, starches and starch products	46	-	-	-
C107	Manufacture of other food products	498	-	-	-
C108	Manufacture of prepared animal feeds	4	-	-	-
C110	Manufacture of beverages	167	-	-	-
C139	Manufacture of other textiles	3	-	-	-
C141	Manufacture of wearing apparel, except fur apparel	3	-	-	-
C142	Custom tailoring and dressmaking	22	-	-	-
C161	Sawmilling and planing of wood	7	-	-	-

Table 7 Number of Establishments and Capital Expenditures for Intangible Assets by Type for Manufacturing Establishments by Region and Industry Group: Philippines, 2018

(Values are in thousand PhP, except number of establishments. Details may not add-up to total due to rounding and/or statistical disclosure control.)

Continued

2009 PSIC Code	Region / Industry Description	Number of Establishments	Capital Expenditures for Intangible Assets		
			Total	Intangible Non- Produced Assets	Computer Software and Databases
		(1)	(2)	(3)	(4)
C162	Manufacture of products of wood, cork, straw and plaiting materials	10	-	-	-
C181	Printing and service activities related to printing	86	4,125	-	4,125
C201	Manufacture of basic chemicals	S	S	S	S
C202	Manufacture of other chemical products, n.e.c.	13	-	-	-
C231	Manufacture of glass and glass products	S	S	S	S
C239	Manufacture of non-metallic mineral products, n.e.c.	35	-	-	-
C241	Manufacture of basic iron and steel	3	-	-	-
C242	Manufacture of basic precious and other non-ferrous metals	S	S	S	S
C259	Manufacture of other fabricated metal products; metal working service activities	32	-	-	-
C275	Manufacture of domestic appliances	3	-	-	-
C301	Building of ships and boats	S	S	S	S
C309	Manufacture of transport equipment, n.e.c.	7	-	-	-
C310	Manufacture of furniture	29	-	-	-
C321	Manufacture of jewelry, bijouterie and related articles	9	-	-	-
C324	Manufacture of games and toys	3	-	-	-
C329	Other manufacturing, n.e.c.	12	-	-	-
C331	Repair of fabricated metal products, machinery and equipment	34	-	-	-
	Autonomous Region in Muslim Mindanao	343	-	-	-
C104	Manufacture of vegetable and animal oils and fats	S	S	S	S
C106	Manufacture of grain mill products, starches and starch products	46	-	-	-
C107	Manufacture of other food products	83	-	-	-
C108	Manufacture of prepared animal feeds	3	-	-	-
C110	Manufacture of beverages	124	-	-	-
C142	Custom tailoring and dressmaking	22	-	-	-
C181	Printing and service activities related to printing	46	-	-	-
C221	Manufacture of rubber products	S	S	S	S
C239	Manufacture of non-metallic mineral products, n.e.c.	7	-	-	-
C251	Manufacture of structural metal products, tanks, reservoirs and steam generators	5	-	-	-
C310	Manufacture of furniture	5	-	-	-

Table 7 Number of Establishments and Capital Expenditures for Intangible Assets by Type for Manufacturing Establishments by Region and Industry Group: Philippines, 2018

(Values are in thousand PhP, except number of establishments. Details may not add-up to total due to rounding and/or statistical disclosure control.)

Continued

2009 PSIC Code	Region / Industry Description	Capital Expenditures for Intangible Assets		
		Entertainment, Literary and Artistics Originals	Research and Development	Other Intangible Assets
		(5)	(6)	(7)
	Philippines	400	1,985	232,452
C101	Processing and preserving of meat	-	5	1
C102	Processing and preserving of fish, crustaceans and mollusks	-	-	-
C103	Processing and preserving of fruits and vegetables	-	180	-
C104	Manufacture of vegetable and animal oils and fats	-	-	-
C105	Manufacture of dairy products	-	-	-
C106	Manufacture of grain mill products, starches and starch products	-	-	-
C107	Manufacture of other food products	400	1,603	4,604
C108	Manufacture of prepared animal feeds	-	-	-
C110	Manufacture of beverages	-	-	29
C120	Manufacture of tobacco products	-	-	-
C131	Spinning, weaving and finishing of textiles	-	-	-
C139	Manufacture of other textiles	-	120	-
C141	Manufacture of wearing apparel, except fur apparel	-	-	-
C142	Custom tailoring and dressmaking	-	-	-
C143	Manufacture of knitted and crocheted apparel	-	-	-
C151	Tanning and dressing of leather; manufacture of luggage and handbags	-	-	-
C152	Manufacture of footwear	-	-	-
C161	Sawmilling and planing of wood	-	-	-
C162	Manufacture of products of wood, cork, straw and plaiting materials	-	-	-
C170	Manufacture of paper and paper products	-	-	-
C181	Printing and service activities related to printing	-	-	-
C182	Reproduction of recorded media	-	-	-
C192	Manufacture of refined petroleum products	-	-	-
C199	Manufacture of other fuel products	-	-	-
C201	Manufacture of basic chemicals	-	-	-
C202	Manufacture of other chemical products, n.e.c.	-	-	-
C203	Manufacture of man-made fibers	S	S	S
C210	Manufacture of pharmaceuticals, medicinal chemical and botanical products	-	-	-
C221	Manufacture of rubber products	-	-	-
C222	Manufacture of plastics products	-	-	-
C231	Manufacture of glass and glass products	-	-	1,078
C239	Manufacture of non-metallic mineral products, n.e.c.	-	-	-
C241	Manufacture of basic iron and steel	-	-	-
C242	Manufacture of basic precious and other non-ferrous metals	-	-	203,005
C243	Casting of metals	-	-	-

Table 7 Number of Establishments and Capital Expenditures for Intangible Assets by Type for Manufacturing Establishments by Region and Industry Group: Philippines, 2018

(Values are in thousand PhP, except number of establishments. Details may not add-up to total due to rounding and/or statistical disclosure control.)

Continued

2009 PSIC Code	Region / Industry Description	Capital Expenditures for Intangible Assets		
		Entertainment, Literary and Artistics Originals	Research and Development	Other Intangible Assets
		(5)	(6)	(7)
C251	Manufacture of structural metal products, tanks, reservoirs and steam generators	-	-	-
C252	Manufacture of weapons and ammunition	-	-	-
C259	Manufacture of other fabricated metal products; metal working service activities	-	-	8,114
C261	Manufacture of electronic components	-	-	-
C262	Manufacture of computers and peripheral equipment and accessories	-	-	-
C263	Manufacture of communication equipment	-	-	-
C264	Manufacture of consumer electronics	-	-	-
C265	Manufacture of measuring, testing, navigating and control equipment; watches and clocks	-	-	-
C267	Manufacture of optical instruments and photographic equipment	-	-	-
C271	Manufacture of electric motors, generators, transformers and electricity distribution and control apparatus	-	-	-
C272	Manufacture of batteries and accumulators	-	-	-
C273	Manufacture of wiring and wiring devices	-	-	-
C274	Manufacture of electric lighting equipment	-	-	-
C275	Manufacture of domestic appliances	-	-	-
C279	Manufacture of other electrical equipment	-	-	-
C281	Manufacture of general purpose machinery	-	-	12,555
C282	Manufacture of special purpose machinery	-	-	-
C291	Manufacture of motor vehicles	-	-	-
C292	Manufacture of bodies (coachwork) for motor vehicles; manufacture of trailers and semi-trailers	-	-	-
C293	Manufacture of parts and accessories for motor vehicles	-	-	-
C301	Building of ships and boats	-	-	-
C302	Manufacture of railway locomotive and rolling stock	S	S	S
C303	Manufacture of air and spacecraft and related machinery	-	-	-
C309	Manufacture of transport equipment, n.e.c.	-	-	-
C310	Manufacture of furniture	-	77	-
C321	Manufacture of jewelry, bijouterie and related articles	-	-	-
C322	Manufacture of musical instruments	-	-	-
C323	Manufacture of sports goods	-	-	-
C324	Manufacture of games and toys	-	-	-
C325	Manufacture of medical and dental instruments and supplies	-	-	-
C329	Other manufacturing, n.e.c.	-	-	-
C331	Repair of fabricated metal products, machinery and equipment	-	-	3,067
C332	Installation of industrial machinery and equipment	-	-	-

Table 7 Number of Establishments and Capital Expenditures for Intangible Assets by Type for Manufacturing Establishments by Region and Industry Group: Philippines, 2018

(Values are in thousand PhP, except number of establishments. Details may not add-up to total due to rounding and/or statistical disclosure control.)

Continued

2009 PSIC Code	Region / Industry Description	Capital Expenditures for Intangible Assets		
		Entertainment, Literary and Artistics Originals	Research and Development	Other Intangible Assets
		(5)	(6)	(7)
	National Capital Region	-	-	3,054
C101	Processing and preserving of meat	-	-	-
C102	Processing and preserving of fish, crustaceans and mollusks	-	-	-
C103	Processing and preserving of fruits and vegetables	-	-	-
C104	Manufacture of vegetable and animal oils and fats	-	-	-
C105	Manufacture of dairy products	-	-	-
C106	Manufacture of grain mill products, starches and starch products	-	-	-
C107	Manufacture of other food products	-	-	3,025
C108	Manufacture of prepared animal feeds	-	-	-
C110	Manufacture of beverages	-	-	29
C120	Manufacture of tobacco products	-	-	-
C131	Spinning, weaving and finishing of textiles	-	-	-
C139	Manufacture of other textiles	-	-	-
C141	Manufacture of wearing apparel, except fur apparel	-	-	-
C142	Custom tailoring and dressmaking	-	-	-
C143	Manufacture of knitted and crocheted apparel	-	-	-
C151	Tanning and dressing of leather; manufacture of luggage and handbags	-	-	-
C152	Manufacture of footwear	-	-	-
C161	Sawmilling and planing of wood	-	-	-
C162	Manufacture of products of wood, cork, straw and plaiting materials	-	-	-
C170	Manufacture of paper and paper products	-	-	-
C181	Printing and service activities related to printing	-	-	-
C192	Manufacture of refined petroleum products	-	-	-
C199	Manufacture of other fuel products	S	S	S
C201	Manufacture of basic chemicals	-	-	-
C202	Manufacture of other chemical products, n.e.c.	-	-	-
C203	Manufacture of man-made fibers	S	S	S
C210	Manufacture of pharmaceuticals, medicinal chemical and botanical products	-	-	-
C221	Manufacture of rubber products	-	-	-
C222	Manufacture of plastics products	-	-	-
C231	Manufacture of glass and glass products	-	-	-
C239	Manufacture of non-metallic mineral products, n.e.c.	-	-	-
C241	Manufacture of basic iron and steel	-	-	-
C242	Manufacture of basic precious and other non-ferrous metals	-	-	-
C243	Casting of metals	-	-	-

Table 7 Number of Establishments and Capital Expenditures for Intangible Assets by Type for Manufacturing Establishments by Region and Industry Group: Philippines, 2018

(Values are in thousand PhP, except number of establishments. Details may not add-up to total due to rounding and/or statistical disclosure control.)

Continued

2009 PSIC Code	Region / Industry Description	Capital Expenditures for Intangible Assets		
		Entertainment, Literary and Artistics Originals	Research and Development	Other Intangible Assets
		(5)	(6)	(7)
C251	Manufacture of structural metal products, tanks, reservoirs and steam generators	-	-	-
C252	Manufacture of weapons and ammunition	-	-	-
C259	Manufacture of other fabricated metal products; metal working service activities	-	-	-
C261	Manufacture of electronic components	-	-	-
C262	Manufacture of computers and peripheral equipment and accessories	S	S	S
C264	Manufacture of consumer electronics	-	-	-
C265	Manufacture of measuring, testing, navigating and control equipment; watches and clocks	-	-	-
C267	Manufacture of optical instruments and photographic equipment	S	S	S
C271	Manufacture of electric motors, generators, transformers and electricity distribution and control apparatus	-	-	-
C272	Manufacture of batteries and accumulators	S	S	S
C273	Manufacture of wiring and wiring devices	-	-	-
C274	Manufacture of electric lighting equipment	-	-	-
C275	Manufacture of domestic appliances	-	-	-
C279	Manufacture of other electrical equipment	-	-	-
C281	Manufacture of general purpose machinery	-	-	-
C282	Manufacture of special purpose machinery	-	-	-
C291	Manufacture of motor vehicles	-	-	-
C292	Manufacture of bodies (coachwork) for motor vehicles; manufacture of trailers and semi-trailers	-	-	-
C293	Manufacture of parts and accessories for motor vehicles	-	-	-
C301	Building of ships and boats	-	-	-
C303	Manufacture of air and spacecraft and related machinery	S	S	S
C309	Manufacture of transport equipment, n.e.c.	-	-	-
C310	Manufacture of furniture	-	-	-
C321	Manufacture of jewelry, bijouterie and related articles	-	-	-
C322	Manufacture of musical instruments	S	S	S
C323	Manufacture of sports goods	-	-	-
C324	Manufacture of games and toys	-	-	-
C325	Manufacture of medical and dental instruments and supplies	-	-	-
C329	Other manufacturing, n.e.c.	-	-	-
C331	Repair of fabricated metal products, machinery and equipment	-	-	-
C332	Installation of industrial machinery and equipment	-	-	-

Table 7 Number of Establishments and Capital Expenditures for Intangible Assets by Type for Manufacturing Establishments by Region and Industry Group: Philippines, 2018

(Values are in thousand PhP, except number of establishments. Details may not add-up to total due to rounding and/or statistical disclosure control.)

Continued

2009 PSIC Code	Region / Industry Description	Capital Expenditures for Intangible Assets		
		Entertainment, Literary and Artistics Originals	Research and Development	Other Intangible Assets
		(5)	(6)	(7)
	Cordillera Administrative Region	-	-	-
C101	Processing and preserving of meat	-	-	-
C102	Processing and preserving of fish, crustaceans and mollusks	-	-	-
C103	Processing and preserving of fruits and vegetables	-	-	-
C105	Manufacture of dairy products	S	S	S
C106	Manufacture of grain mill products, starches and starch products	-	-	-
C107	Manufacture of other food products	-	-	-
C110	Manufacture of beverages	-	-	-
C131	Spinning, weaving and finishing of textiles	-	-	-
C139	Manufacture of other textiles	-	-	-
C141	Manufacture of wearing apparel, except fur apparel	S	S	S
C142	Custom tailoring and dressmaking	-	-	-
C162	Manufacture of products of wood, cork, straw and plaiting materials	-	-	-
C181	Printing and service activities related to printing	-	-	-
C201	Manufacture of basic chemicals	-	-	-
C221	Manufacture of rubber products	-	-	-
C222	Manufacture of plastics products	S	S	S
C231	Manufacture of glass and glass products	S	S	S
C239	Manufacture of non-metallic mineral products, n.e.c.	-	-	-
C241	Manufacture of basic iron and steel	-	-	-
C251	Manufacture of structural metal products, tanks, reservoirs and steam generators	-	-	-
C259	Manufacture of other fabricated metal products; metal working service activities	-	-	-
C261	Manufacture of electronic components	S	S	S
C303	Manufacture of air and spacecraft and related machinery	S	S	S
C310	Manufacture of furniture	-	-	-
C321	Manufacture of jewelry, bijouterie and related articles	S	S	S
	I - Ilocos Region	-	-	-
C101	Processing and preserving of meat	-	-	-
C102	Processing and preserving of fish, crustaceans and mollusks	-	-	-
C103	Processing and preserving of fruits and vegetables	-	-	-
C105	Manufacture of dairy products	S	S	S
C106	Manufacture of grain mill products, starches and starch products	-	-	-
C107	Manufacture of other food products	-	-	-

Table 7 Number of Establishments and Capital Expenditures for Intangible Assets by Type for Manufacturing Establishments by Region and Industry Group: Philippines, 2018

(Values are in thousand PhP, except number of establishments. Details may not add-up to total due to rounding and/or statistical disclosure control.)

Continued

2009 PSIC Code	Region / Industry Description	Capital Expenditures for Intangible Assets		
		Entertainment, Literary and Artistics Originals	Research and Development	Other Intangible Assets
		(5)	(6)	(7)
C108	Manufacture of prepared animal feeds	-	-	-
C110	Manufacture of beverages	-	-	-
C120	Manufacture of tobacco products	S	S	S
C131	Spinning, weaving and finishing of textiles	-	-	-
C141	Manufacture of wearing apparel, except fur apparel	-	-	-
C142	Custom tailoring and dressmaking	-	-	-
C152	Manufacture of footwear	-	-	-
C162	Manufacture of products of wood, cork, straw and plaiting materials	-	-	-
C170	Manufacture of paper and paper products	-	-	-
C181	Printing and service activities related to printing	-	-	-
C201	Manufacture of basic chemicals	-	-	-
C210	Manufacture of pharmaceuticals, medicinal chemical and botanical products	S	S	S
C221	Manufacture of rubber products	-	-	-
C231	Manufacture of glass and glass products	-	-	-
C239	Manufacture of non-metallic mineral products, n.e.c.	-	-	-
C241	Manufacture of basic iron and steel	-	-	-
C251	Manufacture of structural metal products, tanks, reservoirs and steam generators	-	-	-
C259	Manufacture of other fabricated metal products; metal working service activities	-	-	-
C273	Manufacture of wiring and wiring devices	S	S	S
C282	Manufacture of special purpose machinery	S	S	S
C292	Manufacture of bodies (coachwork) for motor vehicles; manufacture of trailers and semi-trailers	-	-	-
C293	Manufacture of parts and accessories for motor vehicles	-	-	-
C309	Manufacture of transport equipment, n.e.c.	-	-	-
C321	Manufacture of jewelry, bijouterie and related articles	S	S	S
C324	Manufacture of games and toys	S	S	S
C329	Other manufacturing, n.e.c.	-	-	-
C331	Repair of fabricated metal products, machinery and equipment	-	-	-
	II - Cagayan Valley	-	-	-
C101	Processing and preserving of meat	-	-	-
C102	Processing and preserving of fish, crustaceans and mollusks	-	-	-
C103	Processing and preserving of fruits and vegetables	-	-	-
C104	Manufacture of vegetable and animal oils and fats	S	S	S
C105	Manufacture of dairy products	-	-	-

Table 7 Number of Establishments and Capital Expenditures for Intangible Assets by Type for Manufacturing Establishments by Region and Industry Group: Philippines, 2018

(Values are in thousand PhP, except number of establishments. Details may not add-up to total due to rounding and/or statistical disclosure control.)

Continued

2009 PSIC Code	Region / Industry Description	Capital Expenditures for Intangible Assets		
		Entertainment, Literary and Artistics Originals	Research and Development	Other Intangible Assets
		(5)	(6)	(7)
C106	Manufacture of grain mill products, starches and starch products	-	-	-
C107	Manufacture of other food products	-	-	-
C108	Manufacture of prepared animal feeds	-	-	-
C110	Manufacture of beverages	-	-	-
C120	Manufacture of tobacco products	-	-	-
C131	Spinning, weaving and finishing of textiles	-	-	-
C139	Manufacture of other textiles	-	-	-
C142	Custom tailoring and dressmaking	-	-	-
C151	Tanning and dressing of leather; manufacture of luggage and handbags	-	-	-
C162	Manufacture of products of wood, cork, straw and plaiting materials	-	-	-
C181	Printing and service activities related to printing	-	-	-
C182	Reproduction of recorded media	-	-	-
C199	Manufacture of other fuel products	S	S	S
C201	Manufacture of basic chemicals	S	S	S
C222	Manufacture of plastics products	-	-	-
C239	Manufacture of non-metallic mineral products, n.e.c.	-	-	-
C241	Manufacture of basic iron and steel	-	-	-
C251	Manufacture of structural metal products, tanks, reservoirs and steam generators	-	-	-
C252	Manufacture of weapons and ammunition	S	S	S
C259	Manufacture of other fabricated metal products; metal working service activities	-	-	-
C279	Manufacture of other electrical equipment	-	-	-
C282	Manufacture of special purpose machinery	-	-	-
C310	Manufacture of furniture	-	-	-
C321	Manufacture of jewelry, bijouterie and related articles	-	-	-
C329	Other manufacturing, n.e.c.	S	S	S
C331	Repair of fabricated metal products, machinery and equipment	-	-	-
	III - Central Luzon	-	-	4,146
C101	Processing and preserving of meat	-	-	1
C102	Processing and preserving of fish, crustaceans and mollusks	-	-	-
C103	Processing and preserving of fruits and vegetables	-	-	-
C104	Manufacture of vegetable and animal oils and fats	-	-	-
C105	Manufacture of dairy products	-	-	-
C106	Manufacture of grain mill products, starches and starch products	-	-	-
C107	Manufacture of other food products	-	-	-
C108	Manufacture of prepared animal feeds	-	-	-

Table 7 Number of Establishments and Capital Expenditures for Intangible Assets by Type for Manufacturing Establishments by Region and Industry Group: Philippines, 2018

(Values are in thousand PhP, except number of establishments. Details may not add-up to total due to rounding and/or statistical disclosure control.)

Continued

2009 PSIC Code	Region / Industry Description	Capital Expenditures for Intangible Assets		
		Entertainment, Literary and Artistics Originals	Research and Development	Other Intangible Assets
		(5)	(6)	(7)
C110	Manufacture of beverages	-	-	-
C120	Manufacture of tobacco products	S	S	S
C131	Spinning, weaving and finishing of textiles	-	-	-
C139	Manufacture of other textiles	-	-	-
C141	Manufacture of wearing apparel, except fur apparel	-	-	-
C142	Custom tailoring and dressmaking	-	-	-
C143	Manufacture of knitted and crocheted apparel	-	-	-
C151	Tanning and dressing of leather; manufacture of luggage and handbags	-	-	-
C152	Manufacture of footwear	-	-	-
C161	Sawmilling and planing of wood	S	S	S
C162	Manufacture of products of wood, cork, straw and plaiting materials	-	-	-
C170	Manufacture of paper and paper products	-	-	-
C181	Printing and service activities related to printing	-	-	-
C192	Manufacture of refined petroleum products	-	-	-
C201	Manufacture of basic chemicals	-	-	-
C202	Manufacture of other chemical products, n.e.c.	-	-	-
C210	Manufacture of pharmaceuticals, medicinal chemical and botanical products	-	-	-
C221	Manufacture of rubber products	-	-	-
C222	Manufacture of plastics products	-	-	-
C231	Manufacture of glass and glass products	-	-	1,078
C239	Manufacture of non-metallic mineral products, n.e.c.	-	-	-
C241	Manufacture of basic iron and steel	-	-	-
C242	Manufacture of basic precious and other non-ferrous metals	-	-	-
C243	Casting of metals	-	-	-
C251	Manufacture of structural metal products, tanks, reservoirs and steam generators	-	-	-
C259	Manufacture of other fabricated metal products; metal working service activities	-	-	-
C261	Manufacture of electronic components	-	-	-
C262	Manufacture of computers and peripheral equipment and accessories	-	-	-
C263	Manufacture of communication equipment	S	S	S
C264	Manufacture of consumer electronics	-	-	-
C265	Manufacture of measuring, testing, navigating and control equipment; watches and clocks	-	-	-
C271	Manufacture of electric motors, generators, transformers and electricity distribution and control apparatus	-	-	-
C272	Manufacture of batteries and accumulators	S	S	S
C273	Manufacture of wiring and wiring devices	-	-	-

Table 7 Number of Establishments and Capital Expenditures for Intangible Assets by Type for Manufacturing Establishments by Region and Industry Group: Philippines, 2018

(Values are in thousand PhP, except number of establishments. Details may not add-up to total due to rounding and/or statistical disclosure control.)

Continued

2009 PSIC Code	Region / Industry Description	Capital Expenditures for Intangible Assets		
		Entertainment, Literary and Artistics Originals	Research and Development	Other Intangible Assets
		(5)	(6)	(7)
C274	Manufacture of electric lighting equipment	-	-	-
C275	Manufacture of domestic appliances	-	-	-
C279	Manufacture of other electrical equipment	-	-	-
C281	Manufacture of general purpose machinery	-	-	-
C282	Manufacture of special purpose machinery	-	-	-
C291	Manufacture of motor vehicles	-	-	-
C292	Manufacture of bodies (coachwork) for motor vehicles; manufacture of trailers and semi-trailers	S	S	S
C293	Manufacture of parts and accessories for motor vehicles	-	-	-
C301	Building of ships and boats	S	S	S
C303	Manufacture of air and spacecraft and related machinery	-	-	-
C309	Manufacture of transport equipment, n.e.c.	-	-	-
C310	Manufacture of furniture	-	-	-
C321	Manufacture of jewelry, bijouterie and related articles	-	-	-
C322	Manufacture of musical instruments	S	S	S
C323	Manufacture of sports goods	-	-	-
C324	Manufacture of games and toys	-	-	-
C325	Manufacture of medical and dental instruments and supplies	-	-	-
C329	Other manufacturing, n.e.c.	-	-	-
C331	Repair of fabricated metal products, machinery and equipment	-	-	3,067
C332	Installation of industrial machinery and equipment	S	S	S
	IVA - CALABARZON	-	-	22,247
C101	Processing and preserving of meat	-	-	-
C102	Processing and preserving of fish, crustaceans and mollusks	-	-	-
C103	Processing and preserving of fruits and vegetables	-	-	-
C104	Manufacture of vegetable and animal oils and fats	-	-	-
C105	Manufacture of dairy products	-	-	-
C106	Manufacture of grain mill products, starches and starch products	-	-	-
C107	Manufacture of other food products	-	-	1,578
C108	Manufacture of prepared animal feeds	-	-	-
C110	Manufacture of beverages	-	-	-
C120	Manufacture of tobacco products	-	-	-
C131	Spinning, weaving and finishing of textiles	-	-	-
C139	Manufacture of other textiles	-	-	-
C141	Manufacture of wearing apparel, except fur apparel	-	-	-
C142	Custom tailoring and dressmaking	-	-	-

Table 7 Number of Establishments and Capital Expenditures for Intangible Assets by Type for Manufacturing Establishments by Region and Industry Group: Philippines, 2018

(Values are in thousand PhP, except number of establishments. Details may not add-up to total due to rounding and/or statistical disclosure control.)

Continued

2009 PSIC Code	Region / Industry Description	Capital Expenditures for Intangible Assets		
		Entertainment, Literary and Artistics Originals	Research and Development	Other Intangible Assets
		(5)	(6)	(7)
C143	Manufacture of knitted and crocheted apparel	-	-	-
C151	Tanning and dressing of leather; manufacture of luggage and handbags	-	-	-
C152	Manufacture of footwear	-	-	-
C161	Sawmilling and planing of wood	S	S	S
C162	Manufacture of products of wood, cork, straw and plaiting materials	-	-	-
C170	Manufacture of paper and paper products	-	-	-
C181	Printing and service activities related to printing	-	-	-
C182	Reproduction of recorded media	S	S	S
C192	Manufacture of refined petroleum products	S	S	S
C199	Manufacture of other fuel products	S	S	S
C201	Manufacture of basic chemicals	-	-	-
C202	Manufacture of other chemical products, n.e.c.	-	-	-
C210	Manufacture of pharmaceuticals, medicinal chemical and botanical products	-	-	-
C221	Manufacture of rubber products	-	-	-
C222	Manufacture of plastics products	-	-	-
C231	Manufacture of glass and glass products	-	-	-
C239	Manufacture of non-metallic mineral products, n.e.c.	-	-	-
C241	Manufacture of basic iron and steel	-	-	-
C242	Manufacture of basic precious and other non-ferrous metals	-	-	-
C243	Casting of metals	-	-	-
C251	Manufacture of structural metal products, tanks, reservoirs and steam generators	-	-	-
C252	Manufacture of weapons and ammunition	S	S	S
C259	Manufacture of other fabricated metal products; metal working service activities	-	-	8,114
C261	Manufacture of electronic components	-	-	-
C262	Manufacture of computers and peripheral equipment and accessories	-	-	-
C263	Manufacture of communication equipment	-	-	-
C264	Manufacture of consumer electronics	-	-	-
C265	Manufacture of measuring, testing, navigating and control equipment; watches and clocks	-	-	-
C267	Manufacture of optical instruments and photographic equipment	-	-	-
C271	Manufacture of electric motors, generators, transformers and electricity distribution and control apparatus	-	-	-
C272	Manufacture of batteries and accumulators	S	S	S
C273	Manufacture of wiring and wiring devices	-	-	-
C274	Manufacture of electric lighting equipment	-	-	-
C275	Manufacture of domestic appliances	-	-	-

Table 7 Number of Establishments and Capital Expenditures for Intangible Assets by Type for Manufacturing Establishments by Region and Industry Group: Philippines, 2018

(Values are in thousand PhP, except number of establishments. Details may not add-up to total due to rounding and/or statistical disclosure control.)

Continued

2009 PSIC Code	Region / Industry Description	Capital Expenditures for Intangible Assets		
		Entertainment, Literary and Artistics Originals	Research and Development	Other Intangible Assets
		(5)	(6)	(7)
C279	Manufacture of other electrical equipment	-	-	-
C281	Manufacture of general purpose machinery	-	-	12,555
C282	Manufacture of special purpose machinery	-	-	-
C291	Manufacture of motor vehicles	-	-	-
C292	Manufacture of bodies (coachwork) for motor vehicles; manufacture of trailers and semi-trailers	-	-	-
C293	Manufacture of parts and accessories for motor vehicles	-	-	-
C301	Building of ships and boats	-	-	-
C302	Manufacture of railway locomotive and rolling stock	S	S	S
C303	Manufacture of air and spacecraft and related machinery	S	S	S
C309	Manufacture of transport equipment, n.e.c.	-	-	-
C310	Manufacture of furniture	-	-	-
C321	Manufacture of jewelry, bijouterie and related articles	-	-	-
C322	Manufacture of musical instruments	S	S	S
C323	Manufacture of sports goods	-	-	-
C324	Manufacture of games and toys	-	-	-
C325	Manufacture of medical and dental instruments and supplies	-	-	-
C329	Other manufacturing, n.e.c.	-	-	-
C331	Repair of fabricated metal products, machinery and equipment	-	-	-
C332	Installation of industrial machinery and equipment	S	S	S
	MIMAROPA	-	-	-
C101	Processing and preserving of meat	-	-	-
C102	Processing and preserving of fish, crustaceans and mollusks	S	S	S
C103	Processing and preserving of fruits and vegetables	S	S	S
C104	Manufacture of vegetable and animal oils and fats	-	-	-
C105	Manufacture of dairy products	-	-	-
C106	Manufacture of grain mill products, starches and starch products	-	-	-
C107	Manufacture of other food products	-	-	-
C110	Manufacture of beverages	-	-	-
C131	Spinning, weaving and finishing of textiles	-	-	-
C141	Manufacture of wearing apparel, except fur apparel	-	-	-
C142	Custom tailoring and dressmaking	-	-	-
C151	Tanning and dressing of leather; manufacture of luggage and handbags	-	-	-
C161	Sawmilling and planing of wood	-	-	-

Table 7 Number of Establishments and Capital Expenditures for Intangible Assets by Type for Manufacturing Establishments by Region and Industry Group: Philippines, 2018

(Values are in thousand PhP, except number of establishments. Details may not add-up to total due to rounding and/or statistical disclosure control.)

Continued

2009 PSIC Code	Region / Industry Description	Capital Expenditures for Intangible Assets		
		Entertainment, Literary and Artistics Originals	Research and Development	Other Intangible Assets
		(5)	(6)	(7)
C162	Manufacture of products of wood, cork, straw and plaiting materials	-	-	-
C181	Printing and service activities related to printing	-	-	-
C201	Manufacture of basic chemicals	-	-	-
C202	Manufacture of other chemical products, n.e.c.	S	S	S
C210	Manufacture of pharmaceuticals, medicinal chemical and botanical products	S	S	S
C222	Manufacture of plastics products	-	-	-
C239	Manufacture of non-metallic mineral products, n.e.c.	-	-	-
C241	Manufacture of basic iron and steel	-	-	-
C242	Manufacture of basic precious and other non-ferrous metals	S	S	S
C259	Manufacture of other fabricated metal products; metal working service activities	-	-	-
C282	Manufacture of special purpose machinery	S	S	S
C310	Manufacture of furniture	-	-	-
C331	Repair of fabricated metal products, machinery and equipment	-	-	-
	V - Bicol Region	-	305	203,005
C101	Processing and preserving of meat	-	5	-
C102	Processing and preserving of fish, crustaceans and mollusks	-	-	-
C103	Processing and preserving of fruits and vegetables	-	180	-
C104	Manufacture of vegetable and animal oils and fats	-	-	-
C105	Manufacture of dairy products	-	-	-
C106	Manufacture of grain mill products, starches and starch products	-	-	-
C107	Manufacture of other food products	-	-	-
C108	Manufacture of prepared animal feeds	-	-	-
C110	Manufacture of beverages	-	-	-
C120	Manufacture of tobacco products	S	S	S
C131	Spinning, weaving and finishing of textiles	-	-	-
C139	Manufacture of other textiles	-	120	-
C141	Manufacture of wearing apparel, except fur apparel	-	-	-
C142	Custom tailoring and dressmaking	-	-	-
C151	Tanning and dressing of leather; manufacture of luggage and handbags	-	-	-
C152	Manufacture of footwear	-	-	-
C162	Manufacture of products of wood, cork, straw and plaiting materials	-	-	-
C170	Manufacture of paper and paper products	-	-	-

Table 7 Number of Establishments and Capital Expenditures for Intangible Assets by Type for Manufacturing Establishments by Region and Industry Group: Philippines, 2018

(Values are in thousand PhP, except number of establishments. Details may not add-up to total due to rounding and/or statistical disclosure control.)

Continued

2009 PSIC Code	Region / Industry Description	Capital Expenditures for Intangible Assets		
		Entertainment, Literary and Artistics Originals	Research and Development	Other Intangible Assets
		(5)	(6)	(7)
C181	Printing and service activities related to printing	-	-	-
C201	Manufacture of basic chemicals	-	-	-
C210	Manufacture of pharmaceuticals, medicinal chemical and botanical products	-	-	-
C231	Manufacture of glass and glass products	S	S	S
C239	Manufacture of non-metallic mineral products, n.e.c.	-	-	-
C241	Manufacture of basic iron and steel	-	-	-
C242	Manufacture of basic precious and other non-ferrous metals	S	S	S
C251	Manufacture of structural metal products, tanks, reservoirs and steam generators	-	-	-
C259	Manufacture of other fabricated metal products; metal working service activities	-	-	-
C281	Manufacture of general purpose machinery	-	-	-
C282	Manufacture of special purpose machinery	-	-	-
C293	Manufacture of parts and accessories for motor vehicles	-	-	-
C310	Manufacture of furniture	-	-	-
C329	Other manufacturing, n.e.c.	-	-	-
C331	Repair of fabricated metal products, machinery and equipment	-	-	-
	VI - Western Visayas	-	-	-
C101	Processing and preserving of meat	-	-	-
C102	Processing and preserving of fish, crustaceans and mollusks	-	-	-
C103	Processing and preserving of fruits and vegetables	S	S	S
C104	Manufacture of vegetable and animal oils and fats	-	-	-
C105	Manufacture of dairy products	-	-	-
C106	Manufacture of grain mill products, starches and starch products	-	-	-
C107	Manufacture of other food products	-	-	-
C108	Manufacture of prepared animal feeds	-	-	-
C110	Manufacture of beverages	-	-	-
C131	Spinning, weaving and finishing of textiles	-	-	-
C139	Manufacture of other textiles	-	-	-
C141	Manufacture of wearing apparel, except fur apparel	-	-	-
C142	Custom tailoring and dressmaking	-	-	-
C161	Sawmilling and planing of wood	-	-	-
C162	Manufacture of products of wood, cork, straw and plaiting materials	-	-	-
C181	Printing and service activities related to printing	-	-	-
C192	Manufacture of refined petroleum products	S	S	S

Table 7 Number of Establishments and Capital Expenditures for Intangible Assets by Type for Manufacturing Establishments by Region and Industry Group: Philippines, 2018

(Values are in thousand PhP, except number of establishments. Details may not add-up to total due to rounding and/or statistical disclosure control.)

Continued

2009 PSIC Code	Region / Industry Description	Capital Expenditures for Intangible Assets		
		Entertainment, Literary and Artistics Originals	Research and Development	Other Intangible Assets
		(5)	(6)	(7)
C201	Manufacture of basic chemicals	-	-	-
C202	Manufacture of other chemical products, n.e.c.	S	S	S
C210	Manufacture of pharmaceuticals, medicinal chemical and botanical products	-	-	-
C221	Manufacture of rubber products	-	-	-
C222	Manufacture of plastics products	-	-	-
C231	Manufacture of glass and glass products	-	-	-
C239	Manufacture of non-metallic mineral products, n.e.c.	-	-	-
C241	Manufacture of basic iron and steel	-	-	-
C243	Casting of metals	-	-	-
C251	Manufacture of structural metal products, tanks, reservoirs and steam generators	-	-	-
C259	Manufacture of other fabricated metal products; metal working service activities	-	-	-
C265	Manufacture of measuring, testing, navigating and control equipment; watches and clocks	S	S	S
C267	Manufacture of optical instruments and photographic equipment	S	S	S
C282	Manufacture of special purpose machinery	-	-	-
C293	Manufacture of parts and accessories for motor vehicles	-	-	-
C310	Manufacture of furniture	-	-	-
C321	Manufacture of jewelry, bijouterie and related articles	-	-	-
C329	Other manufacturing, n.e.c.	-	-	-
C331	Repair of fabricated metal products, machinery and equipment	-	-	-
	VII - Central Visayas	-	77	-
C101	Processing and preserving of meat	-	-	-
C102	Processing and preserving of fish, crustaceans and mollusks	-	-	-
C103	Processing and preserving of fruits and vegetables	-	-	-
C104	Manufacture of vegetable and animal oils and fats	-	-	-
C105	Manufacture of dairy products	-	-	-
C106	Manufacture of grain mill products, starches and starch products	-	-	-
C107	Manufacture of other food products	-	-	-
C108	Manufacture of prepared animal feeds	-	-	-
C110	Manufacture of beverages	-	-	-
C131	Spinning, weaving and finishing of textiles	-	-	-
C139	Manufacture of other textiles	-	-	-
C141	Manufacture of wearing apparel, except fur apparel	-	-	-

Table 7 Number of Establishments and Capital Expenditures for Intangible Assets by Type for Manufacturing Establishments by Region and Industry Group: Philippines, 2018

(Values are in thousand PhP, except number of establishments. Details may not add-up to total due to rounding and/or statistical disclosure control.)

Continued

2009 PSIC Code	Region / Industry Description	Capital Expenditures for Intangible Assets		
		Entertainment, Literary and Artistics Originals	Research and Development	Other Intangible Assets
		(5)	(6)	(7)
C142	Custom tailoring and dressmaking	-	-	-
C151	Tanning and dressing of leather; manufacture of luggage and handbags	S	S	S
C152	Manufacture of footwear	-	-	-
C161	Sawmilling and planing of wood	-	-	-
C162	Manufacture of products of wood, cork, straw and plaiting materials	-	-	-
C170	Manufacture of paper and paper products	-	-	-
C181	Printing and service activities related to printing	-	-	-
C201	Manufacture of basic chemicals	-	-	-
C202	Manufacture of other chemical products, n.e.c.	-	-	-
C210	Manufacture of pharmaceuticals, medicinal chemical and botanical products	-	-	-
C221	Manufacture of rubber products	-	-	-
C222	Manufacture of plastics products	-	-	-
C231	Manufacture of glass and glass products	-	-	-
C239	Manufacture of non-metallic mineral products, n.e.c.	-	-	-
C241	Manufacture of basic iron and steel	-	-	-
C242	Manufacture of basic precious and other non-ferrous metals	S	S	S
C243	Casting of metals	-	-	-
C251	Manufacture of structural metal products, tanks, reservoirs and steam generators	-	-	-
C252	Manufacture of weapons and ammunition	S	S	S
C259	Manufacture of other fabricated metal products; metal working service activities	-	-	-
C261	Manufacture of electronic components	-	-	-
C262	Manufacture of computers and peripheral equipment and accessories	S	S	S
C263	Manufacture of communication equipment	S	S	S
C264	Manufacture of consumer electronics	-	-	-
C265	Manufacture of measuring, testing, navigating and control equipment; watches and clocks	-	-	-
C267	Manufacture of optical instruments and photographic equipment	-	-	-
C271	Manufacture of electric motors, generators, transformers and electricity distribution and control apparatus	-	-	-
C273	Manufacture of wiring and wiring devices	S	S	S
C274	Manufacture of electric lighting equipment	-	-	-
C275	Manufacture of domestic appliances	S	S	S
C279	Manufacture of other electrical equipment	S	S	S
C281	Manufacture of general purpose machinery	-	-	-
C282	Manufacture of special purpose machinery	-	-	-
C291	Manufacture of motor vehicles	-	-	-

Table 7 Number of Establishments and Capital Expenditures for Intangible Assets by Type for Manufacturing Establishments by Region and Industry Group: Philippines, 2018

(Values are in thousand PhP, except number of establishments. Details may not add-up to total due to rounding and/or statistical disclosure control.)

Continued

2009 PSIC Code	Region / Industry Description	Capital Expenditures for Intangible Assets		
		Entertainment, Literary and Artistics Originals	Research and Development	Other Intangible Assets
		(5)	(6)	(7)
C293	Manufacture of parts and accessories for motor vehicles	-	-	-
C301	Building of ships and boats	-	-	-
C309	Manufacture of transport equipment, n.e.c.	-	-	-
C310	Manufacture of furniture	-	77	-
C321	Manufacture of jewelry, bijouterie and related articles	-	-	-
C322	Manufacture of musical instruments	S	S	S
C323	Manufacture of sports goods	S	S	S
C324	Manufacture of games and toys	S	S	S
C325	Manufacture of medical and dental instruments and supplies	-	-	-
C329	Other manufacturing, n.e.c.	-	-	-
C331	Repair of fabricated metal products, machinery and equipment	-	-	-
	VIII - Eastern Visayas	-	-	-
C101	Processing and preserving of meat	S	S	S
C102	Processing and preserving of fish, crustaceans and mollusks	-	-	-
C103	Processing and preserving of fruits and vegetables	-	-	-
C104	Manufacture of vegetable and animal oils and fats	-	-	-
C105	Manufacture of dairy products	S	S	S
C106	Manufacture of grain mill products, starches and starch products	-	-	-
C107	Manufacture of other food products	-	-	-
C110	Manufacture of beverages	-	-	-
C131	Spinning, weaving and finishing of textiles	-	-	-
C139	Manufacture of other textiles	S	S	S
C141	Manufacture of wearing apparel, except fur apparel	-	-	-
C142	Custom tailoring and dressmaking	-	-	-
C162	Manufacture of products of wood, cork, straw and plaiting materials	-	-	-
C170	Manufacture of paper and paper products	-	-	-
C181	Printing and service activities related to printing	-	-	-
C201	Manufacture of basic chemicals	-	-	-
C210	Manufacture of pharmaceuticals, medicinal chemical and botanical products	S	S	S
C222	Manufacture of plastics products	-	-	-
C231	Manufacture of glass and glass products	-	-	-
C239	Manufacture of non-metallic mineral products, n.e.c.	-	-	-
C241	Manufacture of basic iron and steel	-	-	-
C242	Manufacture of basic precious and other non-ferrous metals	S	S	S

Table 7 Number of Establishments and Capital Expenditures for Intangible Assets by Type for Manufacturing Establishments by Region and Industry Group: Philippines, 2018

(Values are in thousand PhP, except number of establishments. Details may not add-up to total due to rounding and/or statistical disclosure control.)

Continued

2009 PSIC Code	Region / Industry Description	Capital Expenditures for Intangible Assets		
		Entertainment, Literary and Artistics Originals	Research and Development	Other Intangible Assets
		(5)	(6)	(7)
C243	Casting of metals	S	S	S
C251	Manufacture of structural metal products, tanks, reservoirs and steam generators	-	-	-
C259	Manufacture of other fabricated metal products; metal working service activities	-	-	-
C273	Manufacture of wiring and wiring devices	S	S	S
C282	Manufacture of special purpose machinery	S	S	S
C310	Manufacture of furniture	-	-	-
C321	Manufacture of jewelry, bijouterie and related articles	-	-	-
C329	Other manufacturing, n.e.c.	-	-	-
C331	Repair of fabricated metal products, machinery and equipment	-	-	-
	IX - Zamboanga Peninsula	-	-	-
C101	Processing and preserving of meat	-	-	-
C102	Processing and preserving of fish, crustaceans and mollusks	-	-	-
C104	Manufacture of vegetable and animal oils and fats	-	-	-
C105	Manufacture of dairy products	-	-	-
C106	Manufacture of grain mill products, starches and starch products	-	-	-
C107	Manufacture of other food products	-	-	-
C108	Manufacture of prepared animal feeds	S	S	S
C110	Manufacture of beverages	-	-	-
C139	Manufacture of other textiles	S	S	S
C142	Custom tailoring and dressmaking	-	-	-
C161	Sawmilling and planing of wood	-	-	-
C162	Manufacture of products of wood, cork, straw and plaiting materials	S	S	S
C181	Printing and service activities related to printing	-	-	-
C221	Manufacture of rubber products	-	-	-
C222	Manufacture of plastics products	-	-	-
C231	Manufacture of glass and glass products	-	-	-
C239	Manufacture of non-metallic mineral products, n.e.c.	-	-	-
C241	Manufacture of basic iron and steel	-	-	-
C251	Manufacture of structural metal products, tanks, reservoirs and steam generators	-	-	-
C259	Manufacture of other fabricated metal products; metal working service activities	-	-	-
C310	Manufacture of furniture	-	-	-
C321	Manufacture of jewelry, bijouterie and related articles	S	S	S
C329	Other manufacturing, n.e.c.	-	-	-
C331	Repair of fabricated metal products, machinery and equipment	-	-	-

Table 7 Number of Establishments and Capital Expenditures for Intangible Assets by Type for Manufacturing Establishments by Region and Industry Group: Philippines, 2018

(Values are in thousand PhP, except number of establishments. Details may not add-up to total due to rounding and/or statistical disclosure control.)

Continued

2009 PSIC Code	Region / Industry Description	Capital Expenditures for Intangible Assets		
		Entertainment, Literary and Artistics Originals	Research and Development	Other Intangible Assets
		(5)	(6)	(7)
	X - Northern Mindanao	400	-	-
C101	Processing and preserving of meat	-	-	-
C102	Processing and preserving of fish, crustaceans and mollusks	S	S	S
C103	Processing and preserving of fruits and vegetables	-	-	-
C104	Manufacture of vegetable and animal oils and fats	-	-	-
C105	Manufacture of dairy products	-	-	-
C106	Manufacture of grain mill products, starches and starch products	-	-	-
C107	Manufacture of other food products	400	-	-
C108	Manufacture of prepared animal feeds	-	-	-
C110	Manufacture of beverages	-	-	-
C131	Spinning, weaving and finishing of textiles	-	-	-
C139	Manufacture of other textiles	-	-	-
C141	Manufacture of wearing apparel, except fur apparel	-	-	-
C142	Custom tailoring and dressmaking	-	-	-
C152	Manufacture of footwear	-	-	-
C161	Sawmilling and planing of wood	-	-	-
C162	Manufacture of products of wood, cork, straw and plaiting materials	-	-	-
C170	Manufacture of paper and paper products	-	-	-
C181	Printing and service activities related to printing	-	-	-
C192	Manufacture of refined petroleum products	-	-	-
C201	Manufacture of basic chemicals	-	-	-
C202	Manufacture of other chemical products, n.e.c.	-	-	-
C210	Manufacture of pharmaceuticals, medicinal chemical and botanical products	S	S	S
C221	Manufacture of rubber products	S	S	S
C222	Manufacture of plastics products	-	-	-
C231	Manufacture of glass and glass products	-	-	-
C239	Manufacture of non-metallic mineral products, n.e.c.	-	-	-
C241	Manufacture of basic iron and steel	-	-	-
C243	Casting of metals	-	-	-
C251	Manufacture of structural metal products, tanks, reservoirs and steam generators	-	-	-
C259	Manufacture of other fabricated metal products; metal working service activities	-	-	-
C264	Manufacture of consumer electronics	S	S	S
C271	Manufacture of electric motors, generators, transformers and electricity distribution and control apparatus	S	S	S
C281	Manufacture of general purpose machinery	S	S	S
C282	Manufacture of special purpose machinery	S	S	S
C291	Manufacture of motor vehicles	-	-	-

Table 7 Number of Establishments and Capital Expenditures for Intangible Assets by Type for Manufacturing Establishments by Region and Industry Group: Philippines, 2018

(Values are in thousand PhP, except number of establishments. Details may not add-up to total due to rounding and/or statistical disclosure control.)

Continued

2009 PSIC Code	Region / Industry Description	Capital Expenditures for Intangible Assets		
		Entertainment, Literary and Artistics Originals	Research and Development	Other Intangible Assets
		(5)	(6)	(7)
C293	Manufacture of parts and accessories for motor vehicles	-	-	-
C310	Manufacture of furniture	-	-	-
C321	Manufacture of jewelry, bijouterie and related articles	S	S	S
C324	Manufacture of games and toys	S	S	S
C329	Other manufacturing, n.e.c.	S	S	S
C331	Repair of fabricated metal products, machinery and equipment	-	-	-
	XI - Davao Region	-	1,603	-
C101	Processing and preserving of meat	-	-	-
C102	Processing and preserving of fish, crustaceans and mollusks	-	-	-
C103	Processing and preserving of fruits and vegetables	-	-	-
C104	Manufacture of vegetable and animal oils and fats	-	-	-
C105	Manufacture of dairy products	-	-	-
C106	Manufacture of grain mill products, starches and starch products	-	-	-
C107	Manufacture of other food products	-	1,603	-
C108	Manufacture of prepared animal feeds	-	-	-
C110	Manufacture of beverages	-	-	-
C120	Manufacture of tobacco products	S	S	S
C139	Manufacture of other textiles	-	-	-
C141	Manufacture of wearing apparel, except fur apparel	-	-	-
C142	Custom tailoring and dressmaking	-	-	-
C152	Manufacture of footwear	-	-	-
C161	Sawmilling and planing of wood	-	-	-
C162	Manufacture of products of wood, cork, straw and plaiting materials	-	-	-
C170	Manufacture of paper and paper products	-	-	-
C181	Printing and service activities related to printing	-	-	-
C192	Manufacture of refined petroleum products	S	S	S
C201	Manufacture of basic chemicals	-	-	-
C202	Manufacture of other chemical products, n.e.c.	-	-	-
C210	Manufacture of pharmaceuticals, medicinal chemical and botanical products	-	-	-
C221	Manufacture of rubber products	-	-	-
C222	Manufacture of plastics products	-	-	-
C231	Manufacture of glass and glass products	-	-	-
C239	Manufacture of non-metallic mineral products, n.e.c.	-	-	-
C241	Manufacture of basic iron and steel	-	-	-

Table 7 Number of Establishments and Capital Expenditures for Intangible Assets by Type for Manufacturing Establishments by Region and Industry Group: Philippines, 2018

(Values are in thousand PhP, except number of establishments. Details may not add-up to total due to rounding and/or statistical disclosure control.)

Continued

2009 PSIC Code	Region / Industry Description	Capital Expenditures for Intangible Assets		
		Entertainment, Literary and Artistics Originals	Research and Development	Other Intangible Assets
		(5)	(6)	(7)
C242	Manufacture of basic precious and other non-ferrous metals	-	-	-
C243	Casting of metals	S	S	S
C251	Manufacture of structural metal products, tanks, reservoirs and steam generators	-	-	-
C252	Manufacture of weapons and ammunition	S	S	S
C259	Manufacture of other fabricated metal products; metal working service activities	-	-	-
C265	Manufacture of measuring, testing, navigating and control equipment; watches and clocks	S	S	S
C271	Manufacture of electric motors, generators, transformers and electricity distribution and control apparatus	S	S	S
C275	Manufacture of domestic appliances	-	-	-
C281	Manufacture of general purpose machinery	-	-	-
C282	Manufacture of special purpose machinery	-	-	-
C291	Manufacture of motor vehicles	S	S	S
C293	Manufacture of parts and accessories for motor vehicles	-	-	-
C301	Building of ships and boats	S	S	S
C310	Manufacture of furniture	-	-	-
C321	Manufacture of jewelry, bijouterie and related articles	-	-	-
C329	Other manufacturing, n.e.c.	-	-	-
C331	Repair of fabricated metal products, machinery and equipment	-	-	-
	XII - SOCCSKSARGEN	-	-	-
C101	Processing and preserving of meat	-	-	-
C102	Processing and preserving of fish, crustaceans and mollusks	-	-	-
C103	Processing and preserving of fruits and vegetables	S	S	S
C104	Manufacture of vegetable and animal oils and fats	-	-	-
C105	Manufacture of dairy products	-	-	-
C106	Manufacture of grain mill products, starches and starch products	-	-	-
C107	Manufacture of other food products	-	-	-
C108	Manufacture of prepared animal feeds	-	-	-
C110	Manufacture of beverages	-	-	-
C131	Spinning, weaving and finishing of textiles	-	-	-
C139	Manufacture of other textiles	-	-	-
C141	Manufacture of wearing apparel, except fur apparel	-	-	-
C142	Custom tailoring and dressmaking	-	-	-
C161	Sawmilling and planing of wood	-	-	-

Table 7 Number of Establishments and Capital Expenditures for Intangible Assets by Type for Manufacturing Establishments by Region and Industry Group: Philippines, 2018

(Values are in thousand PhP, except number of establishments. Details may not add-up to total due to rounding and/or statistical disclosure control.)

Continued

2009 PSIC Code	Region / Industry Description	Capital Expenditures for Intangible Assets		
		Entertainment, Literary and Artistics Originals	Research and Development	Other Intangible Assets
		(5)	(6)	(7)
C162	Manufacture of products of wood, cork, straw and plaiting materials	-	-	-
C170	Manufacture of paper and paper products	-	-	-
C181	Printing and service activities related to printing	-	-	-
C192	Manufacture of refined petroleum products	S	S	S
C201	Manufacture of basic chemicals	-	-	-
C202	Manufacture of other chemical products, n.e.c.	S	S	S
C221	Manufacture of rubber products	S	S	S
C222	Manufacture of plastics products	S	S	S
C231	Manufacture of glass and glass products	S	S	S
C239	Manufacture of non-metallic mineral products, n.e.c.	-	-	-
C241	Manufacture of basic iron and steel	-	-	-
C243	Casting of metals	S	S	S
C251	Manufacture of structural metal products, tanks, reservoirs and steam generators	-	-	-
C259	Manufacture of other fabricated metal products; metal working service activities	-	-	-
C301	Building of ships and boats	S	S	S
C310	Manufacture of furniture	-	-	-
C323	Manufacture of sports goods	S	S	S
C331	Repair of fabricated metal products, machinery and equipment	-	-	-
	XIII - Caraga	-	-	-
C101	Processing and preserving of meat	-	-	-
C102	Processing and preserving of fish, crustaceans and mollusks	S	S	S
C103	Processing and preserving of fruits and vegetables	S	S	S
C104	Manufacture of vegetable and animal oils and fats	-	-	-
C106	Manufacture of grain mill products, starches and starch products	-	-	-
C107	Manufacture of other food products	-	-	-
C108	Manufacture of prepared animal feeds	-	-	-
C110	Manufacture of beverages	-	-	-
C139	Manufacture of other textiles	-	-	-
C141	Manufacture of wearing apparel, except fur apparel	-	-	-
C142	Custom tailoring and dressmaking	-	-	-
C161	Sawmilling and planing of wood	-	-	-
C162	Manufacture of products of wood, cork, straw and plaiting materials	-	-	-
C181	Printing and service activities related to printing	-	-	-
C201	Manufacture of basic chemicals	S	S	S

Table 7 Number of Establishments and Capital Expenditures for Intangible Assets by Type for Manufacturing Establishments by Region and Industry Group: Philippines, 2018

(Values are in thousand PhP, except number of establishments. Details may not add-up to total due to rounding and/or statistical disclosure control.)

Concluded

2009 PSIC Code	Region / Industry Description	Capital Expenditures for Intangible Assets		
		Entertainment, Literary and Artistics Originals	Research and Development	Other Intangible Assets
		(5)	(6)	(7)
C202	Manufacture of other chemical products, n.e.c.	-	-	-
C231	Manufacture of glass and glass products	S	S	S
C239	Manufacture of non-metallic mineral products, n.e.c.	-	-	-
C241	Manufacture of basic iron and steel	-	-	-
C242	Manufacture of basic precious and other non-ferrous metals	S	S	S
C259	Manufacture of other fabricated metal products; metal working service activities	-	-	-
C275	Manufacture of domestic appliances	-	-	-
C301	Building of ships and boats	S	S	S
C309	Manufacture of transport equipment, n.e.c.	-	-	-
C310	Manufacture of furniture	-	-	-
C321	Manufacture of jewelry, bijouterie and related articles	-	-	-
C324	Manufacture of games and toys	-	-	-
C329	Other manufacturing, n.e.c.	-	-	-
C331	Repair of fabricated metal products, machinery and equipment	-	-	-
	Autonomous Region in Muslim Mindanao	-	-	-
C104	Manufacture of vegetable and animal oils and fats	S	S	S
C106	Manufacture of grain mill products, starches and starch products	-	-	-
C107	Manufacture of other food products	-	-	-
C108	Manufacture of prepared animal feeds	-	-	-
C110	Manufacture of beverages	-	-	-
C142	Custom tailoring and dressmaking	-	-	-
C181	Printing and service activities related to printing	-	-	-
C221	Manufacture of rubber products	S	S	S
C239	Manufacture of non-metallic mineral products, n.e.c.	-	-	-
C251	Manufacture of structural metal products, tanks, reservoirs and steam generators	-	-	-
C310	Manufacture of furniture	-	-	-

Notes: "-" - zero value

S - suppressed

Source: Philippine Statistics Authority, 2018 Census of Philippine Business and Industry

Table 8 Number of Establishments and Gross Addition to Tangible Fixed Assets for Manufacturing Establishments by Region and Industry Group: Philippines, 2018*(Values are in thousand PhP, except number of establishments. Details may not add-up to total due to rounding and/or statistical disclosure control.)*

2009 PSIC Code	Region / Industry Description	Number of Establishments	Gross Addition	Capital Expenditures for Tangible Fixed Assets	Sale of Tangible Fixed Assets
		(1)	(2)	(3)	(4)
	Philippines	28,968	292,032,937	300,514,310	8,481,373
C101	Processing and preserving of meat	299	2,939,080	2,939,080	-
C102	Processing and preserving of fish, crustaceans and mollusks	278	1,169,773	1,181,141	11,368
C103	Processing and preserving of fruits and vegetables	169	2,294,669	2,298,512	3,843
C104	Manufacture of vegetable and animal oils and fats	140	1,855,834	1,995,427	139,593
C105	Manufacture of dairy products	99	718,770	734,366	15,597
C106	Manufacture of grain mill products, starches and starch products	1,701	6,843,683	6,903,409	59,727
C107	Manufacture of other food products	9,084	9,509,778	13,599,404	4,089,626
C108	Manufacture of prepared animal feeds	199	5,713,512	5,809,619	96,107
C110	Manufacture of beverages	3,986	7,560,438	7,715,919	155,480
C120	Manufacture of tobacco products	17	842,130	986,220	144,090
C131	Spinning, weaving and finishing of textiles	125	259,634	267,694	8,060
C139	Manufacture of other textiles	236	130,030	151,568	21,538
C141	Manufacture of wearing apparel, except fur apparel	880	839,357	842,000	2,643
C142	Custom tailoring and dressmaking	790	100,863	100,863	-
C143	Manufacture of knitted and crocheted apparel	40	14,205	21,267	7,062
C151	Tanning and dressing of leather; manufacture of luggage and handbags	107	505,095	505,095	-
C152	Manufacture of footwear	140	93,383	96,661	3,279
C161	Sawmilling and planing of wood	59	187,691	187,691	-
C162	Manufacture of products of wood, cork, straw and plaiting materials	333	948,513	949,503	990
C170	Manufacture of paper and paper products	330	2,438,305	2,568,301	129,996
C181	Printing and service activities related to printing	2,566	1,277,291	1,335,921	58,630
C182	Reproduction of recorded media	4	347,227	347,227	-
C192	Manufacture of refined petroleum products	15	5,654,330	5,654,330	-
C199	Manufacture of other fuel products	3	-	-	-
C201	Manufacture of basic chemicals	190	4,275,157	4,361,875	86,718
C202	Manufacture of other chemical products, n.e.c.	357	4,108,690	4,186,326	77,635
C203	Manufacture of man-made fibers	S	S	S	S
C210	Manufacture of pharmaceuticals, medicinal chemical and botanical products	117	2,558,463	2,702,787	144,324
C221	Manufacture of rubber products	134	3,587,821	3,604,250	16,429
C222	Manufacture of plastics products	834	4,270,020	4,434,003	163,983
C231	Manufacture of glass and glass products	104	212,890	212,890	-
C239	Manufacture of non-metallic mineral products, n.e.c.	846	12,272,413	12,391,128	118,715
C241	Manufacture of basic iron and steel	319	1,219,003	1,531,567	312,564
C242	Manufacture of basic precious and other non-ferrous metals	26	6,841,606	6,872,273	30,668
C243	Casting of metals	59	746,665	747,209	543

Continued

Table 8 Number of Establishments and Gross Addition to Tangible Fixed Assets for Manufacturing Establishments by Region and Industry Group: Philippines, 2018

(Values are in thousand PhP, except number of establishments. Details may not add-up to total due to rounding and/or statistical disclosure control.)

Continued

2009 PSIC Code	Region / Industry Description	Number of Establishments	Gross Addition	Capital Expenditures for Tangible Fixed Assets	Sale of Tangible Fixed Assets
		(1)	(2)	(3)	(4)
C251	Manufacture of structural metal products, tanks, reservoirs and steam generators	469	667,068	691,578	24,511
C252	Manufacture of weapons and ammunition	12	9,929	9,929	-
C259	Manufacture of other fabricated metal products; metal working service activities	859	2,700,062	2,738,844	38,782
C261	Manufacture of electronic components	138	172,533,425	173,140,790	607,365
C262	Manufacture of computers and peripheral equipment and accessories	32	5,952	794,970	789,018
C263	Manufacture of communication equipment	13	277,345	279,415	2,070
C264	Manufacture of consumer electronics	27	606,455	617,030	10,574
C265	Manufacture of measuring, testing, navigating and control equipment; watches and clocks	25	84,830	84,830	-
C267	Manufacture of optical instruments and photographic equipment	24	1,369,176	1,939,712	570,535
C271	Manufacture of electric motors, generators, transformers and electricity distribution and control apparatus	84	669,190	677,936	8,746
C272	Manufacture of batteries and accumulators	6	5,279	5,879	600
C273	Manufacture of wiring and wiring devices	53	595,503	599,614	4,111
C274	Manufacture of electric lighting equipment	34	282,098	282,098	-
C275	Manufacture of domestic appliances	36	15,457	15,457	-
C279	Manufacture of other electrical equipment	35	1,043,317	1,048,641	5,323
C281	Manufacture of general purpose machinery	102	3,319,725	3,347,405	27,680
C282	Manufacture of special purpose machinery	162	564,149	565,490	1,341
C291	Manufacture of motor vehicles	40	551,530	558,921	7,391
C292	Manufacture of bodies (coachwork) for motor vehicles; manufacture of trailers and semi-trailers	24	24,948	26,629	1,681
C293	Manufacture of parts and accessories for motor vehicles	119	7,292,674	7,353,672	60,997
C301	Building of ships and boats	29	922,332	978,708	56,376
C302	Manufacture of railway locomotive and rolling stock	S	S	S	S
C303	Manufacture of air and spacecraft and related machinery	8	1,842,200	1,903,468	61,268
C309	Manufacture of transport equipment, n.e.c.	67	967,017	1,014,409	47,393
C310	Manufacture of furniture	852	564,876	654,364	89,488
C321	Manufacture of jewelry, bijouterie and related articles	99	11,007	11,007	-
C322	Manufacture of musical instruments	4	1,854	1,854	-
C323	Manufacture of sports goods	17	76,987	76,987	-
C324	Manufacture of games and toys	28	51,145	54,105	2,960
C325	Manufacture of medical and dental instruments and supplies	56	1,433,759	1,441,399	7,639
C329	Other manufacturing, n.e.c.	204	69,796	70,618	823
C331	Repair of fabricated metal products, machinery and equipment	712	1,085,335	1,240,825	155,490
C332	Installation of industrial machinery and equipment	6	6,019	6,019	-

Table 8 Number of Establishments and Gross Addition to Tangible Fixed Assets for Manufacturing Establishments by Region and Industry Group: Philippines, 2018*(Values are in thousand PhP, except number of establishments. Details may not add-up to total due to rounding and/or statistical disclosure control.)**Continued*

2009 PSIC Code	Region / Industry Description	Number of Establishments	Gross Addition	Capital Expenditures for Tangible Fixed Assets	Sale of Tangible Fixed Assets
		(1)	(2)	(3)	(4)
	National Capital Region	4,636	21,275,668	22,683,077	1,407,409
C101	Processing and preserving of meat	34	570,314	570,314	-
C102	Processing and preserving of fish, crustaceans and mollusks	29	119,207	119,207	-
C103	Processing and preserving of fruits and vegetables	36	88,707	89,278	571
C104	Manufacture of vegetable and animal oils and fats	19	473,608	599,194	125,586
C105	Manufacture of dairy products	26	508,529	523,997	15,468
C106	Manufacture of grain mill products, starches and starch products	15	1,151,585	1,204,702	53,117
C107	Manufacture of other food products	1,002	3,799,809	4,072,733	272,924
C108	Manufacture of prepared animal feeds	14	5,758	5,758	-
C110	Manufacture of beverages	204	3,296,136	3,322,026	25,889
C120	Manufacture of tobacco products	5	563,102	667,308	104,207
C131	Spinning, weaving and finishing of textiles	33	35,177	35,177	-
C139	Manufacture of other textiles	93	29,976	50,279	20,303
C141	Manufacture of wearing apparel, except fur apparel	325	129,911	129,911	-
C142	Custom tailoring and dressmaking	80	14,985	14,985	-
C143	Manufacture of knitted and crocheted apparel	21	5,280	11,634	6,354
C151	Tanning and dressing of leather; manufacture of luggage and handbags	31	752	752	-
C152	Manufacture of footwear	61	1,139	1,139	-
C161	Sawmilling and planing of wood	5	1,550	1,550	-
C162	Manufacture of products of wood, cork, straw and plaiting materials	29	9,581	9,581	-
C170	Manufacture of paper and paper products	154	476,602	591,581	114,979
C181	Printing and service activities related to printing	656	582,123	638,472	56,349
C192	Manufacture of refined petroleum products	4	6,640	6,640	-
C199	Manufacture of other fuel products	S	S	S	S
C201	Manufacture of basic chemicals	43	548,445	550,525	2,080
C202	Manufacture of other chemical products, n.e.c.	166	1,532,486	1,586,056	53,569
C203	Manufacture of man-made fibers	S	S	S	S
C210	Manufacture of pharmaceuticals, medicinal chemical and botanical products	29	1,445,358	1,583,546	138,188
C221	Manufacture of rubber products	53	95,197	95,197	-
C222	Manufacture of plastics products	350	1,337,534	1,382,485	44,951
C231	Manufacture of glass and glass products	31	52,445	52,445	-
C239	Manufacture of non-metallic mineral products, n.e.c.	65	234,840	237,353	2,513
C241	Manufacture of basic iron and steel	82	148,084	152,731	4,647
C242	Manufacture of basic precious and other non-ferrous metals	4	61,293	61,701	408
C243	Casting of metals	18	98	98	-
C251	Manufacture of structural metal products, tanks, reservoirs and steam generators	141	327,916	329,847	1,931

Table 8 Number of Establishments and Gross Addition to Tangible Fixed Assets for Manufacturing Establishments by Region and Industry Group: Philippines, 2018

(Values are in thousand PhP, except number of establishments. Details may not add-up to total due to rounding and/or statistical disclosure control.)

Continued

2009 PSIC Code	Region / Industry Description	Number of Establishments	Gross Addition	Capital Expenditures for Tangible Fixed Assets	Sale of Tangible Fixed Assets
		(1)	(2)	(3)	(4)
C252	Manufacture of weapons and ammunition	4	883	883	-
C259	Manufacture of other fabricated metal products; metal working service activities	168	534,798	534,860	62
C261	Manufacture of electronic components	9	1,245,583	1,458,963	213,381
C262	Manufacture of computers and peripheral equipment and accessories	S	S	S	S
C264	Manufacture of consumer electronics	8	30,531	30,531	-
C265	Manufacture of measuring, testing, navigating and control equipment; watches and clocks	8	-	-	-
C267	Manufacture of optical instruments and photographic equipment	S	S	S	S
C271	Manufacture of electric motors, generators, transformers and electricity distribution and control apparatus	17	6,686	6,686	-
C272	Manufacture of batteries and accumulators	S	S	S	S
C273	Manufacture of wiring and wiring devices	21	11,840	11,840	-
C274	Manufacture of electric lighting equipment	9	4,728	4,728	-
C275	Manufacture of domestic appliances	12	13,776	13,776	-
C279	Manufacture of other electrical equipment	6	-	-	-
C281	Manufacture of general purpose machinery	34	360,400	361,677	1,277
C282	Manufacture of special purpose machinery	30	23,393	24,734	1,341
C291	Manufacture of motor vehicles	9	-	-	-
C292	Manufacture of bodies (coachwork) for motor vehicles; manufacture of trailers and semi-trailers	11	14,855	14,855	-
C293	Manufacture of parts and accessories for motor vehicles	15	531,436	531,436	-
C301	Building of ships and boats	5	3,601	3,601	-
C303	Manufacture of air and spacecraft and related machinery	S	S	S	S
C309	Manufacture of transport equipment, n.e.c.	10	57,603	59,875	2,272
C310	Manufacture of furniture	154	132,076	132,076	-
C321	Manufacture of jewelry, bijouterie and related articles	11	-	-	-
C322	Manufacture of musical instruments	S	S	S	S
C323	Manufacture of sports goods	3	835	835	-
C324	Manufacture of games and toys	8	2,973	2,973	-
C325	Manufacture of medical and dental instruments and supplies	11	21,192	22,689	1,497
C329	Other manufacturing, n.e.c.	42	15,672	15,718	45
C331	Repair of fabricated metal products, machinery and equipment	161	553,143	696,042	142,899
C332	Installation of industrial machinery and equipment	4	6,019	6,019	-
	Cordillera Administrative Region	685	46,030,852	46,092,120	61,268
C101	Processing and preserving of meat	6	-	-	-
C102	Processing and preserving of fish, crustaceans and mollusks	8	-	-	-

Table 8 Number of Establishments and Gross Addition to Tangible Fixed Assets for Manufacturing Establishments by Region and Industry Group: Philippines, 2018

(Values are in thousand PhP, except number of establishments. Details may not add-up to total due to rounding and/or statistical disclosure control.)

Continued

2009 PSIC Code	Region / Industry Description	Number of Establishments	Gross Addition	Capital Expenditures for Tangible Fixed Assets	Sale of Tangible Fixed Assets
		(1)	(2)	(3)	(4)
C103	Processing and preserving of fruits and vegetables	6	15,751	15,751	-
C105	Manufacture of dairy products	S	S	S	S
C106	Manufacture of grain mill products, starches and starch products	100	842	842	-
C107	Manufacture of other food products	140	-	-	-
C110	Manufacture of beverages	190	545	545	-
C131	Spinning, weaving and finishing of textiles	13	260	260	-
C139	Manufacture of other textiles	6	-	-	-
C141	Manufacture of wearing apparel, except fur apparel	S	S	S	S
C142	Custom tailoring and dressmaking	43	50	50	-
C162	Manufacture of products of wood, cork, straw and plaiting materials	6	-	-	-
C181	Printing and service activities related to printing	75	624	624	-
C201	Manufacture of basic chemicals	3	-	-	-
C221	Manufacture of rubber products	5	-	-	-
C222	Manufacture of plastics products	S	S	S	S
C231	Manufacture of glass and glass products	S	S	S	S
C239	Manufacture of non-metallic mineral products, n.e.c.	23	52,601	52,601	-
C241	Manufacture of basic iron and steel	5	3,463	3,463	-
C251	Manufacture of structural metal products, tanks, reservoirs and steam generators	10	-	-	-
C259	Manufacture of other fabricated metal products; metal working service activities	19	-	-	-
C261	Manufacture of electronic components	S	S	S	S
C303	Manufacture of air and spacecraft and related machinery	S	S	S	S
C310	Manufacture of furniture	17	1,650	1,650	-
C321	Manufacture of jewelry, bijouterie and related articles	S	S	S	S
I - Ilocos Region		953	1,199,784	1,217,471	17,687
C101	Processing and preserving of meat	12	9,672	9,672	-
C102	Processing and preserving of fish, crustaceans and mollusks	33	3,018	3,018	-
C103	Processing and preserving of fruits and vegetables	3	2,890	2,890	-
C105	Manufacture of dairy products	S	S	S	S
C106	Manufacture of grain mill products, starches and starch products	71	242,698	242,698	-
C107	Manufacture of other food products	347	19,988	19,988	-
C108	Manufacture of prepared animal feeds	3	-	-	-
C110	Manufacture of beverages	140	-	-	-
C120	Manufacture of tobacco products	S	S	S	S
C131	Spinning, weaving and finishing of textiles	5	87	87	-
C141	Manufacture of wearing apparel, except fur apparel	5	-	-	-

Table 8 Number of Establishments and Gross Addition to Tangible Fixed Assets for Manufacturing Establishments by Region and Industry Group: Philippines, 2018

(Values are in thousand PhP, except number of establishments. Details may not add-up to total due to rounding and/or statistical disclosure control.)

Continued

2009 PSIC Code	Region / Industry Description	Number of Establishments	Gross Addition	Capital Expenditures for Tangible Fixed Assets	Sale of Tangible Fixed Assets
		(1)	(2)	(3)	(4)
C142	Custom tailoring and dressmaking	42	-	-	-
C152	Manufacture of footwear	6	141	141	-
C162	Manufacture of products of wood, cork, straw and plaiting materials	13	-	-	-
C170	Manufacture of paper and paper products	9	-	-	-
C181	Printing and service activities related to printing	112	583	583	-
C201	Manufacture of basic chemicals	6	-	-	-
C210	Manufacture of pharmaceuticals, medicinal chemical and botanical products	S	S	S	S
C221	Manufacture of rubber products	5	1,207	1,207	-
C231	Manufacture of glass and glass products	4	-	-	-
C239	Manufacture of non-metallic mineral products, n.e.c.	45	912,575	930,262	17,687
C241	Manufacture of basic iron and steel	11	-	-	-
C251	Manufacture of structural metal products, tanks, reservoirs and steam generators	15	4,201	4,201	-
C259	Manufacture of other fabricated metal products; metal working service activities	16	-	-	-
C273	Manufacture of wiring and wiring devices	S	S	S	S
C282	Manufacture of special purpose machinery	S	S	S	S
C292	Manufacture of bodies (coachwork) for motor vehicles; manufacture of trailers and semi-trailers	3	-	-	-
C293	Manufacture of parts and accessories for motor vehicles	3	-	-	-
C309	Manufacture of transport equipment, n.e.c.	13	-	-	-
C321	Manufacture of jewelry, bijouterie and related articles	S	S	S	S
C324	Manufacture of games and toys	S	S	S	S
C329	Other manufacturing, n.e.c.	7	71	71	-
C331	Repair of fabricated metal products, machinery and equipment	17	469	469	-
II - Cagayan Valley		1,133	761,282	763,564	2,282
C101	Processing and preserving of meat	6	23,455	23,455	-
C102	Processing and preserving of fish, crustaceans and mollusks	4	-	-	-
C103	Processing and preserving of fruits and vegetables	8	120	120	-
C104	Manufacture of vegetable and animal oils and fats	S	S	S	S
C105	Manufacture of dairy products	4	-	-	-
C106	Manufacture of grain mill products, starches and starch products	175	96,247	96,247	-
C107	Manufacture of other food products	382	21,205	21,205	-
C108	Manufacture of prepared animal feeds	7	1,285	1,285	-
C110	Manufacture of beverages	227	588,040	588,040	-
C120	Manufacture of tobacco products	3	15,495	15,495	-
C131	Spinning, weaving and finishing of textiles	3	-	-	-

Table 8 Number of Establishments and Gross Addition to Tangible Fixed Assets for Manufacturing Establishments by Region and Industry Group: Philippines, 2018

(Values are in thousand PhP, except number of establishments. Details may not add-up to total due to rounding and/or statistical disclosure control.)

Continued

2009 PSIC Code	Region / Industry Description	Number of Establishments	Gross Addition	Capital Expenditures for Tangible Fixed Assets	Sale of Tangible Fixed Assets
		(1)	(2)	(3)	(4)
C139	Manufacture of other textiles	4	-	-	-
C142	Custom tailoring and dressmaking	34	92	92	-
C151	Tanning and dressing of leather; manufacture of luggage and handbags	3	-	-	-
C162	Manufacture of products of wood, cork, straw and plaiting materials	8	-	-	-
C181	Printing and service activities related to printing	122	-2,282	-	2,282
C182	Reproduction of recorded media	3	-	-	-
C199	Manufacture of other fuel products	S	S	S	S
C201	Manufacture of basic chemicals	S	S	S	S
C222	Manufacture of plastics products	6	-	-	-
C239	Manufacture of non-metallic mineral products, n.e.c.	25	5,250	5,250	-
C241	Manufacture of basic iron and steel	9	-	-	-
C251	Manufacture of structural metal products, tanks, reservoirs and steam generators	12	-	-	-
C252	Manufacture of weapons and ammunition	S	S	S	S
C259	Manufacture of other fabricated metal products; metal working service activities	32	-	-	-
C279	Manufacture of other electrical equipment	3	-	-	-
C282	Manufacture of special purpose machinery	3	12,296	12,296	-
C310	Manufacture of furniture	21	-	-	-
C321	Manufacture of jewelry, bijouterie and related articles	5	-	-	-
C329	Other manufacturing, n.e.c.	S	S	S	S
C331	Repair of fabricated metal products, machinery and equipment	17	-	-	-
III - Central Luzon		3,388	115,535,577	116,513,343	977,766
C101	Processing and preserving of meat	74	246,045	246,045	-
C102	Processing and preserving of fish, crustaceans and mollusks	27	121,334	121,334	-
C103	Processing and preserving of fruits and vegetables	31	265,551	266,422	871
C104	Manufacture of vegetable and animal oils and fats	4	4,310	4,310	-
C105	Manufacture of dairy products	12	6,842	6,842	-
C106	Manufacture of grain mill products, starches and starch products	235	967,527	967,527	-
C107	Manufacture of other food products	1,054	936,309	936,849	540
C108	Manufacture of prepared animal feeds	54	1,551,695	1,551,695	-
C110	Manufacture of beverages	360	1,153,126	1,200,594	47,469
C120	Manufacture of tobacco products	S	S	S	S
C131	Spinning, weaving and finishing of textiles	20	32,218	39,763	7,545
C139	Manufacture of other textiles	40	51,798	51,798	-
C141	Manufacture of wearing apparel, except fur apparel	149	424,908	427,551	2,643
C142	Custom tailoring and dressmaking	60	-	-	-

Table 8 Number of Establishments and Gross Addition to Tangible Fixed Assets for Manufacturing Establishments by Region and Industry Group: Philippines, 2018

(Values are in thousand PhP, except number of establishments. Details may not add-up to total due to rounding and/or statistical disclosure control.)

Continued

2009 PSIC Code	Region / Industry Description	Number of Establishments	Gross Addition	Capital Expenditures for Tangible Fixed Assets	Sale of Tangible Fixed Assets
		(1)	(2)	(3)	(4)
C143	Manufacture of knitted and crocheted apparel	3	-	-	-
C151	Tanning and dressing of leather; manufacture of luggage and handbags	41	326,396	326,396	-
C152	Manufacture of footwear	10	55,346	55,352	6
C161	Sawmilling and planing of wood	S	S	S	S
C162	Manufacture of products of wood, cork, straw and plaiting materials	63	11,310	11,310	-
C170	Manufacture of paper and paper products	35	847,708	853,133	5,425
C181	Printing and service activities related to printing	163	119,644	119,644	-
C192	Manufacture of refined petroleum products	3	3,829,032	3,829,032	-
C201	Manufacture of basic chemicals	21	1,258,316	1,326,036	67,720
C202	Manufacture of other chemical products, n.e.c.	35	112,397	117,139	4,742
C210	Manufacture of pharmaceuticals, medicinal chemical and botanical products	22	212,221	212,221	-
C221	Manufacture of rubber products	14	2,919,389	2,930,647	11,259
C222	Manufacture of plastics products	115	706,635	708,029	1,395
C231	Manufacture of glass and glass products	14	5,898	5,898	-
C239	Manufacture of non-metallic mineral products, n.e.c.	134	4,075,237	4,104,349	29,112
C241	Manufacture of basic iron and steel	44	757,814	757,814	-
C242	Manufacture of basic precious and other non-ferrous metals	4	16,880	16,880	-
C243	Casting of metals	7	16,595	16,595	-
C251	Manufacture of structural metal products, tanks, reservoirs and steam generators	60	64,586	64,586	-
C259	Manufacture of other fabricated metal products; metal working service activities	85	565,503	565,503	-
C261	Manufacture of electronic components	14	92,020,041	92,058,987	38,947
C262	Manufacture of computers and peripheral equipment and accessories	5	-512,589	162,742	675,331
C263	Manufacture of communication equipment	S	S	S	S
C264	Manufacture of consumer electronics	3	5	5	-
C265	Manufacture of measuring, testing, navigating and control equipment; watches and clocks	3	1,307	1,307	-
C271	Manufacture of electric motors, generators, transformers and electricity distribution and control apparatus	10	81,093	85,216	4,123
C272	Manufacture of batteries and accumulators	S	S	S	S
C273	Manufacture of wiring and wiring devices	10	82,175	82,583	408
C274	Manufacture of electric lighting equipment	7	3,491	3,491	-
C275	Manufacture of domestic appliances	4	60	60	-
C279	Manufacture of other electrical equipment	10	-	-	-
C281	Manufacture of general purpose machinery	13	246,463	247,409	947
C282	Manufacture of special purpose machinery	15	11,418	11,418	-
C291	Manufacture of motor vehicles	4	20,042	20,042	-

Table 8 Number of Establishments and Gross Addition to Tangible Fixed Assets for Manufacturing Establishments by Region and Industry Group: Philippines, 2018

(Values are in thousand PhP, except number of establishments. Details may not add-up to total due to rounding and/or statistical disclosure control.)

Continued

2009 PSIC Code	Region / Industry Description	Number of Establishments	Gross Addition	Capital Expenditures for Tangible Fixed Assets	Sale of Tangible Fixed Assets
		(1)	(2)	(3)	(4)
C292	Manufacture of bodies (coachwork) for motor vehicles; manufacture of trailers and semi-trailers	S	S	S	S
C293	Manufacture of parts and accessories for motor vehicles	9	1,032,388	1,051,818	19,429
C301	Building of ships and boats	S	S	S	S
C303	Manufacture of air and spacecraft and related machinery	5	-	-	-
C309	Manufacture of transport equipment, n.e.c.	13	5,495	5,495	-
C310	Manufacture of furniture	121	101,640	101,640	-
C321	Manufacture of jewelry, bijouterie and related articles	15	679	679	-
C322	Manufacture of musical instruments	S	S	S	S
C323	Manufacture of sports goods	3	63,601	63,601	-
C324	Manufacture of games and toys	8	-	-	-
C325	Manufacture of medical and dental instruments and supplies	9	564,803	565,502	699
C329	Other manufacturing, n.e.c.	42	1,198	1,198	-
C331	Repair of fabricated metal products, machinery and equipment	62	184,536	187,315	2,779
C332	Installation of industrial machinery and equipment	S	S	S	S
	IVA - CALABARZON	4,035	71,405,360	75,920,204	4,514,844
C101	Processing and preserving of meat	41	1,718,956	1,718,956	-
C102	Processing and preserving of fish, crustaceans and mollusks	12	31,558	33,184	1,626
C103	Processing and preserving of fruits and vegetables	19	152,074	152,074	-
C104	Manufacture of vegetable and animal oils and fats	31	325,223	325,223	-
C105	Manufacture of dairy products	12	188,730	188,730	-
C106	Manufacture of grain mill products, starches and starch products	90	15,458	15,458	-
C107	Manufacture of other food products	877	1,864,143	4,888,739	3,024,596
C108	Manufacture of prepared animal feeds	69	60,065	62,163	2,098
C110	Manufacture of beverages	291	1,602,468	1,603,120	652
C120	Manufacture of tobacco products	3	263,534	303,417	39,883
C131	Spinning, weaving and finishing of textiles	10	189,777	190,292	515
C139	Manufacture of other textiles	33	42,890	42,890	-
C141	Manufacture of wearing apparel, except fur apparel	244	211,766	211,766	-
C142	Custom tailoring and dressmaking	90	2,995	2,995	-
C143	Manufacture of knitted and crocheted apparel	16	8,925	9,633	708
C151	Tanning and dressing of leather; manufacture of luggage and handbags	24	177,768	177,768	-
C152	Manufacture of footwear	34	34,857	38,129	3,272
C161	Sawmilling and planing of wood	S	S	S	S
C162	Manufacture of products of wood, cork, straw and plaiting materials	64	783,229	784,219	990

Table 8 Number of Establishments and Gross Addition to Tangible Fixed Assets for Manufacturing Establishments by Region and Industry Group: Philippines, 2018

(Values are in thousand PhP, except number of establishments. Details may not add-up to total due to rounding and/or statistical disclosure control.)

Continued

2009 PSIC Code	Region / Industry Description	Number of Establishments	Gross Addition	Capital Expenditures for Tangible Fixed Assets	Sale of Tangible Fixed Assets
		(1)	(2)	(3)	(4)
C170	Manufacture of paper and paper products	76	425,676	427,371	1,695
C181	Printing and service activities related to printing	198	190,535	190,535	-
C182	Reproduction of recorded media	S	S	S	S
C192	Manufacture of refined petroleum products	S	S	S	S
C199	Manufacture of other fuel products	S	S	S	S
C201	Manufacture of basic chemicals	31	1,217,255	1,218,992	1,737
C202	Manufacture of other chemical products, n.e.c.	91	2,085,986	2,093,369	7,383
C210	Manufacture of pharmaceuticals, medicinal chemical and botanical products	34	847,622	853,727	6,104
C221	Manufacture of rubber products	35	288,890	294,060	5,171
C222	Manufacture of plastics products	181	1,776,204	1,837,411	61,207
C231	Manufacture of glass and glass products	18	94,454	94,454	-
C239	Manufacture of non-metallic mineral products, n.e.c.	115	3,944,123	3,983,685	39,562
C241	Manufacture of basic iron and steel	59	385,385	385,385	-
C242	Manufacture of basic precious and other non-ferrous metals	8	10,008	10,008	-
C243	Casting of metals	16	452,211	452,755	543
C251	Manufacture of structural metal products, tanks, reservoirs and steam generators	109	236,538	259,118	22,579
C252	Manufacture of weapons and ammunition	S	S	S	S
C259	Manufacture of other fabricated metal products; metal working service activities	245	924,328	962,803	38,475
C261	Manufacture of electronic components	103	31,541,022	31,896,060	355,038
C262	Manufacture of computers and peripheral equipment and accessories	24	498,868	610,425	111,557
C263	Manufacture of communication equipment	10	18,083	18,083	-
C264	Manufacture of consumer electronics	12	556,558	566,089	9,531
C265	Manufacture of measuring, testing, navigating and control equipment; watches and clocks	5	18	18	-
C267	Manufacture of optical instruments and photographic equipment	9	1,349,301	1,919,715	570,414
C271	Manufacture of electric motors, generators, transformers and electricity distribution and control apparatus	46	552,689	555,831	3,142
C272	Manufacture of batteries and accumulators	S	S	S	S
C273	Manufacture of wiring and wiring devices	20	484,798	488,500	3,703
C274	Manufacture of electric lighting equipment	15	273,879	273,879	-
C275	Manufacture of domestic appliances	12	1,621	1,621	-
C279	Manufacture of other electrical equipment	14	1,031,644	1,036,967	5,323
C281	Manufacture of general purpose machinery	41	2,574,885	2,600,342	25,457
C282	Manufacture of special purpose machinery	73	512,981	512,981	-
C291	Manufacture of motor vehicles	13	527,328	534,719	7,391
C292	Manufacture of bodies (coachwork) for motor vehicles; manufacture of trailers and semi-trailers	10	10,093	11,774	1,681
C293	Manufacture of parts and accessories for motor vehicles	74	5,727,220	5,768,788	41,568
C301	Building of ships and boats	5	548	548	-

Table 8 Number of Establishments and Gross Addition to Tangible Fixed Assets for Manufacturing Establishments by Region and Industry Group: Philippines, 2018

(Values are in thousand PhP, except number of establishments. Details may not add-up to total due to rounding and/or statistical disclosure control.)

Continued

2009 PSIC Code	Region / Industry Description	Number of Establishments	Gross Addition	Capital Expenditures for Tangible Fixed Assets	Sale of Tangible Fixed Assets
		(1)	(2)	(3)	(4)
C302	Manufacture of railway locomotive and rolling stock	S	S	S	S
C303	Manufacture of air and spacecraft and related machinery	S	S	S	S
C309	Manufacture of transport equipment, n.e.c.	21	818,387	863,507	45,120
C310	Manufacture of furniture	150	-46,999	19,941	66,941
C321	Manufacture of jewelry, bijouterie and related articles	4	-	-	-
C322	Manufacture of musical instruments	S	S	S	S
C323	Manufacture of sports goods	8	10,536	10,536	-
C324	Manufacture of games and toys	6	38,519	41,479	2,960
C325	Manufacture of medical and dental instruments and supplies	21	730,859	736,302	5,443
C329	Other manufacturing, n.e.c.	17	34,601	35,378	777
C331	Repair of fabricated metal products, machinery and equipment	133	76,085	76,085	-
C332	Installation of industrial machinery and equipment	S	S	S	S
	MIMAROPA	1,118	405,280	405,280	-
C101	Processing and preserving of meat	3	-	-	-
C102	Processing and preserving of fish, crustaceans and mollusks	S	S	S	S
C103	Processing and preserving of fruits and vegetables	S	S	S	S
C104	Manufacture of vegetable and animal oils and fats	7	12,005	12,005	-
C105	Manufacture of dairy products	5	89	89	-
C106	Manufacture of grain mill products, starches and starch products	98	170,155	170,155	-
C107	Manufacture of other food products	432	182,849	182,849	-
C110	Manufacture of beverages	289	9,929	9,929	-
C131	Spinning, weaving and finishing of textiles	3	2,115	2,115	-
C141	Manufacture of wearing apparel, except fur apparel	8	-	-	-
C142	Custom tailoring and dressmaking	22	10,334	10,334	-
C151	Tanning and dressing of leather; manufacture of luggage and handbags	3	-	-	-
C161	Sawmilling and planing of wood	4	-	-	-
C162	Manufacture of products of wood, cork, straw and plaiting materials	13	224	224	-
C181	Printing and service activities related to printing	123	2,171	2,171	-
C201	Manufacture of basic chemicals	3	-	-	-
C202	Manufacture of other chemical products, n.e.c.	S	S	S	S
C210	Manufacture of pharmaceuticals, medicinal chemical and botanical products	S	S	S	S
C222	Manufacture of plastics products	6	-	-	-
C239	Manufacture of non-metallic mineral products, n.e.c.	37	3,131	3,131	-

Table 8 Number of Establishments and Gross Addition to Tangible Fixed Assets for Manufacturing Establishments by Region and Industry Group: Philippines, 2018

(Values are in thousand PhP, except number of establishments. Details may not add-up to total due to rounding and/or statistical disclosure control.)

Continued

2009 PSIC Code	Region / Industry Description	Number of Establishments	Gross Addition	Capital Expenditures for Tangible Fixed Assets	Sale of Tangible Fixed Assets
		(1)	(2)	(3)	(4)
C241	Manufacture of basic iron and steel	8	-	-	-
C242	Manufacture of basic precious and other non-ferrous metals	S	S	S	S
C259	Manufacture of other fabricated metal products; metal working service activities	19	-	-	-
C282	Manufacture of special purpose machinery	S	S	S	S
C310	Manufacture of furniture	21	-	-	-
C331	Repair of fabricated metal products, machinery and equipment	5	10,094	10,094	-
	V - Bicol	1,339	1,340,344	1,371,758	31,414
C101	Processing and preserving of meat	14	27,095	27,095	-
C102	Processing and preserving of fish, crustaceans and mollusks	28	4,146	4,146	-
C103	Processing and preserving of fruits and vegetables	5	-	-	-
C104	Manufacture of vegetable and animal oils and fats	9	64,247	64,247	-
C105	Manufacture of dairy products	6	4,855	4,855	-
C106	Manufacture of grain mill products, starches and starch products	67	93,503	93,503	-
C107	Manufacture of other food products	542	134,466	134,486	20
C108	Manufacture of prepared animal feeds	4	16,848	16,848	-
C110	Manufacture of beverages	249	6,093	6,093	-
C120	Manufacture of tobacco products	S	S	S	S
C131	Spinning, weaving and finishing of textiles	6	-	-	-
C139	Manufacture of other textiles	10	1,001	1,001	-
C141	Manufacture of wearing apparel, except fur apparel	19	8,615	8,615	-
C142	Custom tailoring and dressmaking	55	-	-	-
C151	Tanning and dressing of leather; manufacture of luggage and handbags	3	-	-	-
C152	Manufacture of footwear	4	-	-	-
C162	Manufacture of products of wood, cork, straw and plaiting materials	32	3,539	3,539	-
C170	Manufacture of paper and paper products	5	404,308	407,070	2,762
C181	Printing and service activities related to printing	93	35,531	35,531	-
C201	Manufacture of basic chemicals	3	-	-	-
C210	Manufacture of pharmaceuticals, medicinal chemical and botanical products	5	-	-	-
C231	Manufacture of glass and glass products	S	S	S	S
C239	Manufacture of non-metallic mineral products, n.e.c.	29	54,752	54,752	-
C241	Manufacture of basic iron and steel	12	1,925	1,925	-
C242	Manufacture of basic precious and other non-ferrous metals	S	S	S	S
C251	Manufacture of structural metal products, tanks, reservoirs and steam generators	21	8,148	8,148	-
C259	Manufacture of other fabricated metal products; metal working service activities	31	-	-	-

Table 8 Number of Establishments and Gross Addition to Tangible Fixed Assets for Manufacturing Establishments by Region and Industry Group: Philippines, 2018*(Values are in thousand PhP, except number of establishments. Details may not add-up to total due to rounding and/or statistical disclosure control.)**Continued*

2009 PSIC Code	Region / Industry Description	Number of Establishments	Gross Addition	Capital Expenditures for Tangible Fixed Assets	Sale of Tangible Fixed Assets
		(1)	(2)	(3)	(4)
C281	Manufacture of general purpose machinery	4	40,109	40,109	-
C282	Manufacture of special purpose machinery	3	-	-	-
C293	Manufacture of parts and accessories for motor vehicles	3	-	-	-
C310	Manufacture of furniture	25	-	-	-
C329	Other manufacturing, n.e.c.	19	-	-	-
C331	Repair of fabricated metal products, machinery and equipment	29	-	-	-
VI - Western Visayas		1,425	2,847,725	2,887,118	39,393
C101	Processing and preserving of meat	19	510	510	-
C102	Processing and preserving of fish, crustaceans and mollusks	31	10,999	10,999	-
C103	Processing and preserving of fruits and vegetables	S	S	S	S
C104	Manufacture of vegetable and animal oils and fats	5	-	-	-
C105	Manufacture of dairy products	5	-	-	-
C106	Manufacture of grain mill products, starches and starch products	107	15,612	15,612	-
C107	Manufacture of other food products	444	1,594,794	1,595,498	704
C108	Manufacture of prepared animal feeds	3	518,611	518,611	-
C110	Manufacture of beverages	282	250,592	289,216	38,623
C131	Spinning, weaving and finishing of textiles	14	-	-	-
C139	Manufacture of other textiles	4	-	-	-
C141	Manufacture of wearing apparel, except fur apparel	17	289	289	-
C142	Custom tailoring and dressmaking	63	9,317	9,317	-
C161	Sawmilling and planing of wood	3	61	61	-
C162	Manufacture of products of wood, cork, straw and plaiting materials	14	922	922	-
C181	Printing and service activities related to printing	145	3,852	3,852	-
C192	Manufacture of refined petroleum products	S	S	S	S
C201	Manufacture of basic chemicals	9	232,627	232,627	-
C202	Manufacture of other chemical products, n.e.c.	S	S	S	S
C210	Manufacture of pharmaceuticals, medicinal chemical and botanical products	7	-	-	-
C221	Manufacture of rubber products	3	-	-	-
C222	Manufacture of plastics products	21	143,898	143,898	-
C231	Manufacture of glass and glass products	4	-	-	-
C239	Manufacture of non-metallic mineral products, n.e.c.	99	6,102	6,167	65
C241	Manufacture of basic iron and steel	14	-	-	-
C243	Casting of metals	5	-	-	-
C251	Manufacture of structural metal products, tanks, reservoirs and steam generators	17	-	-	-
C259	Manufacture of other fabricated metal products; metal working service activities	33	-	-	-

Table 8 Number of Establishments and Gross Addition to Tangible Fixed Assets for Manufacturing Establishments by Region and Industry Group: Philippines, 2018

(Values are in thousand PhP, except number of establishments. Details may not add-up to total due to rounding and/or statistical disclosure control.)

Continued

2009 PSIC Code	Region / Industry Description	Number of Establishments	Gross Addition	Capital Expenditures for Tangible Fixed Assets	Sale of Tangible Fixed Assets
		(1)	(2)	(3)	(4)
C265	Manufacture of measuring, testing, navigating and control equipment; watches and clocks	S	S	S	S
C267	Manufacture of optical instruments and photographic equipment	S	S	S	S
C282	Manufacture of special purpose machinery	3	4,061	4,061	-
C293	Manufacture of parts and accessories for motor vehicles	3	-	-	-
C310	Manufacture of furniture	12	53,383	53,383	-
C321	Manufacture of jewelry, bijouterie and related articles	5	655	655	-
C329	Other manufacturing, n.e.c.	11	116	116	-
C331	Repair of fabricated metal products, machinery and equipment	16	-	-	-
	VII - Central Visayas	2,347	11,124,808	11,481,765	356,958
C101	Processing and preserving of meat	27	126,971	126,971	-
C102	Processing and preserving of fish, crustaceans and mollusks	34	176,711	185,453	8,742
C103	Processing and preserving of fruits and vegetables	21	87,384	87,384	-
C104	Manufacture of vegetable and animal oils and fats	14	158,681	158,681	-
C105	Manufacture of dairy products	6	5,344	5,344	-
C106	Manufacture of grain mill products, starches and starch products	71	71,148	71,148	-
C107	Manufacture of other food products	758	358,426	363,443	5,017
C108	Manufacture of prepared animal feeds	19	3,079,566	3,079,566	-
C110	Manufacture of beverages	247	98,606	102,829	4,224
C131	Spinning, weaving and finishing of textiles	4	-	-	-
C139	Manufacture of other textiles	13	1,603	1,603	-
C141	Manufacture of wearing apparel, except fur apparel	53	41,359	41,359	-
C142	Custom tailoring and dressmaking	50	-	-	-
C151	Tanning and dressing of leather; manufacture of luggage and handbags	S	S	S	S
C152	Manufacture of footwear	16	1,706	1,706	-
C161	Sawmilling and planing of wood	8	3,200	3,200	-
C162	Manufacture of products of wood, cork, straw and plaiting materials	15	16,601	16,601	-
C170	Manufacture of paper and paper products	19	45,858	45,858	-
C181	Printing and service activities related to printing	268	95,459	95,459	-
C201	Manufacture of basic chemicals	18	103,325	105,263	1,938
C202	Manufacture of other chemical products, n.e.c.	36	133,431	133,748	317
C210	Manufacture of pharmaceuticals, medicinal chemical and botanical products	4	35,956	35,956	-
C221	Manufacture of rubber products	7	281,139	281,139	-
C222	Manufacture of plastics products	71	134,127	134,127	-
C231	Manufacture of glass and glass products	7	53,056	53,056	-

Table 8 Number of Establishments and Gross Addition to Tangible Fixed Assets for Manufacturing Establishments by Region and Industry Group: Philippines, 2018

(Values are in thousand PhP, except number of establishments. Details may not add-up to total due to rounding and/or statistical disclosure control.)

Continued

2009 PSIC Code	Region / Industry Description	Number of Establishments	Gross Addition	Capital Expenditures for Tangible Fixed Assets	Sale of Tangible Fixed Assets
		(1)	(2)	(3)	(4)
C239	Manufacture of non-metallic mineral products, n.e.c.	45	1,333,289	1,333,289	-
C241	Manufacture of basic iron and steel	29	-205,027	102,258	307,285
C242	Manufacture of basic precious and other non-ferrous metals	S	S	S	S
C243	Casting of metals	8	273,079	273,079	-
C251	Manufacture of structural metal products, tanks, reservoirs and steam generators	10	3,638	3,638	-
C252	Manufacture of weapons and ammunition	S	S	S	S
C259	Manufacture of other fabricated metal products; metal working service activities	50	523,565	523,610	45
C261	Manufacture of electronic components	10	2,161,920	2,161,920	-
C262	Manufacture of computers and peripheral equipment and accessories	S	S	S	S
C263	Manufacture of communication equipment	S	S	S	S
C264	Manufacture of consumer electronics	3	19,361	20,404	1,043
C265	Manufacture of measuring, testing, navigating and control equipment; watches and clocks	5	83,505	83,505	-
C267	Manufacture of optical instruments and photographic equipment	12	19,807	19,928	121
C271	Manufacture of electric motors, generators, transformers and electricity distribution and control apparatus	7	28,666	30,146	1,480
C273	Manufacture of wiring and wiring devices	S	S	S	S
C274	Manufacture of electric lighting equipment	4	-	-	-
C275	Manufacture of domestic appliances	S	S	S	S
C279	Manufacture of other electrical equipment	S	S	S	S
C281	Manufacture of general purpose machinery	5	83,771	83,771	-
C282	Manufacture of special purpose machinery	5	-	-	-
C291	Manufacture of motor vehicles	10	1,233	1,233	-
C293	Manufacture of parts and accessories for motor vehicles	8	844	844	-
C301	Building of ships and boats	13	954,052	954,052	-
C309	Manufacture of transport equipment, n.e.c.	3	85,532	85,532	-
C310	Manufacture of furniture	173	138,959	161,506	22,547
C321	Manufacture of jewelry, bijouterie and related articles	37	9,673	9,673	-
C322	Manufacture of musical instruments	S	S	S	S
C323	Manufacture of sports goods	S	S	S	S
C324	Manufacture of games and toys	S	S	S	S
C325	Manufacture of medical and dental instruments and supplies	15	116,905	116,905	-
C329	Other manufacturing, n.e.c.	24	13,030	13,030	-
C331	Repair of fabricated metal products, machinery and equipment	66	46,943	46,943	-
	VIII - Eastern Visayas	1,415	3,368,913	3,370,572	1,659
C101	Processing and preserving of meat	S	S	S	S
C102	Processing and preserving of fish, crustaceans and mollusks	8	1,919	1,919	-

Table 8 Number of Establishments and Gross Addition to Tangible Fixed Assets for Manufacturing Establishments by Region and Industry Group: Philippines, 2018

(Values are in thousand PhP, except number of establishments. Details may not add-up to total due to rounding and/or statistical disclosure control.)

Continued

2009 PSIC Code	Region / Industry Description	Number of Establishments	Gross Addition	Capital Expenditures for Tangible Fixed Assets	Sale of Tangible Fixed Assets
		(1)	(2)	(3)	(4)
C103	Processing and preserving of fruits and vegetables	5	1,322	1,322	-
C104	Manufacture of vegetable and animal oils and fats	7	3,922	3,922	-
C105	Manufacture of dairy products	S	S	S	S
C106	Manufacture of grain mill products, starches and starch products	100	4,063	4,063	-
C107	Manufacture of other food products	646	24,116	24,116	-
C110	Manufacture of beverages	365	-	-	-
C131	Spinning, weaving and finishing of textiles	4	-	-	-
C139	Manufacture of other textiles	S	S	S	S
C141	Manufacture of wearing apparel, except fur apparel	8	-	-	-
C142	Custom tailoring and dressmaking	34	76	76	-
C162	Manufacture of products of wood, cork, straw and plaiting materials	13	-	-	-
C170	Manufacture of paper and paper products	7	4,542	4,542	-
C181	Printing and service activities related to printing	76	17,023	17,023	-
C201	Manufacture of basic chemicals	7	1,995	1,995	-
C210	Manufacture of pharmaceuticals, medicinal chemical and botanical products	S	S	S	S
C222	Manufacture of plastics products	9	7,313	7,313	-
C231	Manufacture of glass and glass products	6	-	-	-
C239	Manufacture of non-metallic mineral products, n.e.c.	38	42,191	42,191	-
C241	Manufacture of basic iron and steel	3	-	-	-
C242	Manufacture of basic precious and other non-ferrous metals	S	S	S	S
C243	Casting of metals	S	S	S	S
C251	Manufacture of structural metal products, tanks, reservoirs and steam generators	5	-	-	-
C259	Manufacture of other fabricated metal products; metal working service activities	38	197	197	-
C273	Manufacture of wiring and wiring devices	S	S	S	S
C282	Manufacture of special purpose machinery	S	S	S	S
C310	Manufacture of furniture	4	-	-	-
C321	Manufacture of jewelry, bijouterie and related articles	5	-	-	-
C329	Other manufacturing, n.e.c.	12	140	140	-
C331	Repair of fabricated metal products, machinery and equipment	6	1,554	1,554	-
	IX - Zamboanga Peninsula	1,278	541,537	545,537	4,000
C101	Processing and preserving of meat	12	4,773	4,773	-
C102	Processing and preserving of fish, crustaceans and mollusks	29	248,868	248,868	-
C104	Manufacture of vegetable and animal oils and fats	6	10,058	10,058	-
C105	Manufacture of dairy products	4	-	-	-

Table 8 Number of Establishments and Gross Addition to Tangible Fixed Assets for Manufacturing Establishments by Region and Industry Group: Philippines, 2018

(Values are in thousand PhP, except number of establishments. Details may not add-up to total due to rounding and/or statistical disclosure control.)

Continued

2009 PSIC Code	Region / Industry Description	Number of Establishments	Gross Addition	Capital Expenditures for Tangible Fixed Assets	Sale of Tangible Fixed Assets
		(1)	(2)	(3)	(4)
C106	Manufacture of grain mill products, starches and starch products	133	42,773	42,773	-
C107	Manufacture of other food products	649	44,976	48,976	4,000
C108	Manufacture of prepared animal feeds	S	S	S	S
C110	Manufacture of beverages	151	35,153	35,153	-
C139	Manufacture of other textiles	S	S	S	S
C142	Custom tailoring and dressmaking	37	3,449	3,449	-
C161	Sawmilling and planing of wood	4	2,696	2,696	-
C162	Manufacture of products of wood, cork, straw and plaiting materials	S	S	S	S
C181	Printing and service activities related to printing	81	57,916	57,916	-
C221	Manufacture of rubber products	5	2,000	2,000	-
C222	Manufacture of plastics products	8	-	-	-
C231	Manufacture of glass and glass products	4	-	-	-
C239	Manufacture of non-metallic mineral products, n.e.c.	36	5,743	5,743	-
C241	Manufacture of basic iron and steel	5	1,767	1,767	-
C251	Manufacture of structural metal products, tanks, reservoirs and steam generators	12	399	399	-
C259	Manufacture of other fabricated metal products; metal working service activities	23	59,727	59,727	-
C310	Manufacture of furniture	26	-	-	-
C321	Manufacture of jewelry, bijouterie and related articles	S	S	S	S
C329	Other manufacturing, n.e.c.	4	1,620	1,620	-
C331	Repair of fabricated metal products, machinery and equipment	44	587	587	-
	X - Northern Mindanao	1,124	4,885,781	5,716,114	830,333
C101	Processing and preserving of meat	23	135,194	135,194	-
C102	Processing and preserving of fish, crustaceans and mollusks	S	S	S	S
C103	Processing and preserving of fruits and vegetables	15	1,659,235	1,661,637	2,402
C104	Manufacture of vegetable and animal oils and fats	9	257,346	257,568	222
C105	Manufacture of dairy products	6	1,718	1,847	129
C106	Manufacture of grain mill products, starches and starch products	36	312,815	316,275	3,460
C107	Manufacture of other food products	409	193,104	970,531	777,427
C108	Manufacture of prepared animal feeds	7	74,416	88,272	13,856
C110	Manufacture of beverages	182	271,970	271,970	-
C131	Spinning, weaving and finishing of textiles	3	-	-	-
C139	Manufacture of other textiles	5	840	840	-
C141	Manufacture of wearing apparel, except fur apparel	10	8,706	8,706	-
C142	Custom tailoring and dressmaking	43	22,480	22,480	-
C152	Manufacture of footwear	4	194	194	-
C161	Sawmilling and planing of wood	15	104,776	104,776	-

Table 8 Number of Establishments and Gross Addition to Tangible Fixed Assets for Manufacturing Establishments by Region and Industry Group: Philippines, 2018

(Values are in thousand PhP, except number of establishments. Details may not add-up to total due to rounding and/or statistical disclosure control.)

Continued

2009 PSIC Code	Region / Industry Description	Number of Establishments	Gross Addition	Capital Expenditures for Tangible Fixed Assets	Sale of Tangible Fixed Assets
		(1)	(2)	(3)	(4)
C162	Manufacture of products of wood, cork, straw and plaiting materials	14	8,545	8,545	-
C170	Manufacture of paper and paper products	6	103,083	s	-
C181	Printing and service activities related to printing	92	32,553	32,553	-
C192	Manufacture of refined petroleum products	3	638	638	-
C201	Manufacture of basic chemicals	11	891,136	904,380	13,244
C202	Manufacture of other chemical products, n.e.c.	4	14,500	14,500	-
C210	Manufacture of pharmaceuticals, medicinal chemical and botanical products	S	S	S	S
C221	Manufacture of rubber products	S	S	S	S
C222	Manufacture of plastics products	22	90,113	90,113	-
C231	Manufacture of glass and glass products	3	-	-	-
C239	Manufacture of non-metallic mineral products, n.e.c.	38	424,628	432,576	7,948
C241	Manufacture of basic iron and steel	10	35,868	36,501	632
C243	Casting of metals	3	358	358	-
C251	Manufacture of structural metal products, tanks, reservoirs and steam generators	26	20,899	20,899	-
C259	Manufacture of other fabricated metal products; metal working service activities	17	4,458	4,659	200
C264	Manufacture of consumer electronics	S	S	S	S
C271	Manufacture of electric motors, generators, transformers and electricity distribution and control apparatus	S	S	S	S
C281	Manufacture of general purpose machinery	S	S	S	S
C282	Manufacture of special purpose machinery	S	S	S	S
C291	Manufacture of motor vehicles	3	2,927	2,927	-
C293	Manufacture of parts and accessories for motor vehicles	3	787	787	-
C310	Manufacture of furniture	39	44,355	44,355	-
C321	Manufacture of jewelry, bijouterie and related articles	S	S	S	S
C324	Manufacture of games and toys	S	S	S	S
C329	Other manufacturing, n.e.c.	S	S	S	S
C331	Repair of fabricated metal products, machinery and equipment	49	150,614	160,426	9,812
XI - Davao Region		1,478	2,452,819	2,666,708	213,888
C101	Processing and preserving of meat	13	-	-	-
C102	Processing and preserving of fish, crustaceans and mollusks	5	-	-	-
C103	Processing and preserving of fruits and vegetables	13	16,940	16,940	-
C104	Manufacture of vegetable and animal oils and fats	17	120,713	120,713	-
C105	Manufacture of dairy products	5	-	-	-
C106	Manufacture of grain mill products, starches and starch products	131	11,610	11,610	-
C107	Manufacture of other food products	430	93,801	93,801	-

Table 8 Number of Establishments and Gross Addition to Tangible Fixed Assets for Manufacturing Establishments by Region and Industry Group: Philippines, 2018

(Values are in thousand PhP, except number of establishments. Details may not add-up to total due to rounding and/or statistical disclosure control.)

Continued

2009 PSIC Code	Region / Industry Description	Number of Establishments	Gross Addition	Capital Expenditures for Tangible Fixed Assets	Sale of Tangible Fixed Assets
		(1)	(2)	(3)	(4)
C108	Manufacture of prepared animal feeds	7	381,978	462,131	80,153
C110	Manufacture of beverages	270	85,505	124,129	38,623
C120	Manufacture of tobacco products	S	S	S	S
C139	Manufacture of other textiles	19	1,871	3,106	1,235
C141	Manufacture of wearing apparel, except fur apparel	23	8,401	8,401	-
C142	Custom tailoring and dressmaking	41	1,895	1,895	-
C152	Manufacture of footwear	5	-	-	-
C161	Sawmilling and planing of wood	3	-	-	-
C162	Manufacture of products of wood, cork, straw and plaiting materials	31	28,536	28,536	-
C170	Manufacture of paper and paper products	15	104,512	108,505	3,993
C181	Printing and service activities related to printing	123	35,141	35,141	-
C192	Manufacture of refined petroleum products	S	S	S	S
C201	Manufacture of basic chemicals	22	21,023	21,023	-
C202	Manufacture of other chemical products, n.e.c.	8	209,575	221,199	11,624
C210	Manufacture of pharmaceuticals, medicinal chemical and botanical products	8	12,024	12,024	-
C221	Manufacture of rubber products	4	-	-	-
C222	Manufacture of plastics products	42	46,608	103,039	56,430
C231	Manufacture of glass and glass products	4	5,069	5,069	-
C239	Manufacture of non-metallic mineral products, n.e.c.	46	1,132,561	1,154,389	21,829
C241	Manufacture of basic iron and steel	11	89,723	89,723	-
C242	Manufacture of basic precious and other non-ferrous metals	3	-	-	-
C243	Casting of metals	S	S	S	S
C251	Manufacture of structural metal products, tanks, reservoirs and steam generators	15	329	329	-
C252	Manufacture of weapons and ammunition	S	S	S	S
C259	Manufacture of other fabricated metal products; metal working service activities	10	-	-	-
C265	Manufacture of measuring, testing, navigating and control equipment; watches and clocks	S	S	S	S
C271	Manufacture of electric motors, generators, transformers and electricity distribution and control apparatus	S	S	S	S
C275	Manufacture of domestic appliances	3	-	-	-
C281	Manufacture of general purpose machinery	4	-	-	-
C282	Manufacture of special purpose machinery	26	-	-	-
C291	Manufacture of motor vehicles	S	S	S	S
C293	Manufacture of parts and accessories for motor vehicles	3	-	-	-
C301	Building of ships and boats	S	S	S	S
C310	Manufacture of furniture	48	28,961	28,961	-
C321	Manufacture of jewelry, bijouterie and related articles	5	-	-	-
C329	Other manufacturing, n.e.c.	11	3,207	3,207	-

Table 8 Number of Establishments and Gross Addition to Tangible Fixed Assets for Manufacturing Establishments by Region and Industry Group: Philippines, 2018

(Values are in thousand PhP, except number of establishments. Details may not add-up to total due to rounding and/or statistical disclosure control.)

Continued

2009 PSIC Code	Region / Industry Description	Number of Establishments	Gross Addition	Capital Expenditures for Tangible Fixed Assets	Sale of Tangible Fixed Assets
		(1)	(2)	(3)	(4)
C331	Repair of fabricated metal products, machinery and equipment	44	294	294	-
	XII - SOCCSKSARGEN	1,220	1,371,769	1,394,243	22,474
C101	Processing and preserving of meat	6	1,518	1,518	-
C102	Processing and preserving of fish, crustaceans and mollusks	24	452,838	452,838	-
C103	Processing and preserving of fruits and vegetables	S	S	S	S
C104	Manufacture of vegetable and animal oils and fats	7	346,508	360,293	13,785
C105	Manufacture of dairy products	3	1,650	1,650	-
C106	Manufacture of grain mill products, starches and starch products	180	7,623	10,773	3,150
C107	Manufacture of other food products	390	72,911	77,308	4,397
C108	Manufacture of prepared animal feeds	3	4,198	4,198	-
C110	Manufacture of beverages	250	80,562	80,562	-
C131	Spinning, weaving and finishing of textiles	6	-	-	-
C139	Manufacture of other textiles	3	-	-	-
C141	Manufacture of wearing apparel, except fur apparel	13	1,395	1,395	-
C142	Custom tailoring and dressmaking	51	18,226	18,226	-
C161	Sawmilling and planing of wood	7	63	63	-
C162	Manufacture of products of wood, cork, straw and plaiting materials	8	318	318	-
C170	Manufacture of paper and paper products	4	26,018	27,160	1,142
C181	Printing and service activities related to printing	107	89,583	89,583	-
C192	Manufacture of refined petroleum products	S	S	S	S
C201	Manufacture of basic chemicals	10	1,034	1,034	-
C202	Manufacture of other chemical products, n.e.c.	S	S	S	S
C221	Manufacture of rubber products	S	S	S	S
C222	Manufacture of plastics products	S	S	S	S
C231	Manufacture of glass and glass products	S	S	S	S
C239	Manufacture of non-metallic mineral products, n.e.c.	32	-	-	-
C241	Manufacture of basic iron and steel	12	-	-	-
C243	Casting of metals	S	S	S	S
C251	Manufacture of structural metal products, tanks, reservoirs and steam generators	13	-	-	-
C259	Manufacture of other fabricated metal products; metal working service activities	42	82,693	82,693	-
C301	Building of ships and boats	S	S	S	S
C310	Manufacture of furniture	10	10,661	10,661	-
C323	Manufacture of sports goods	S	S	S	S
C331	Repair of fabricated metal products, machinery and equipment	29	53,895	53,895	-

Table 8 Number of Establishments and Gross Addition to Tangible Fixed Assets for Manufacturing Establishments by Region and Industry Group: Philippines, 2018

(Values are in thousand PhP, except number of establishments. Details may not add-up to total due to rounding and/or statistical disclosure control.)

Continued

2009 PSIC Code	Region / Industry Description	Number of Establishments	Gross Addition	Capital Expenditures for Tangible Fixed Assets	Sale of Tangible Fixed Assets
		(1)	(2)	(3)	(4)
	XIII - Caraga	1,050	3,765,461	3,765,461	-
C101	Processing and preserving of meat	9	74,578	74,578	-
C102	Processing and preserving of fish, crustaceans and mollusks	S	S	S	S
C103	Processing and preserving of fruits and vegetables	S	S	S	S
C104	Manufacture of vegetable and animal oils and fats	5	66,118	66,118	-
C106	Manufacture of grain mill products, starches and starch products	46	182,910	182,910	-
C107	Manufacture of other food products	498	108,858	108,858	-
C108	Manufacture of prepared animal feeds	4	-	-	-
C110	Manufacture of beverages	167	-	-	-
C139	Manufacture of other textiles	3	50	50	-
C141	Manufacture of wearing apparel, except fur apparel	3	3,216	3,216	-
C142	Custom tailoring and dressmaking	22	1,610	1,610	-
C161	Sawmilling and planing of wood	7	75,345	75,345	-
C162	Manufacture of products of wood, cork, straw and plaiting materials	10	85,707	85,707	-
C181	Printing and service activities related to printing	86	12,725	12,725	-
C201	Manufacture of basic chemicals	S	S	S	S
C202	Manufacture of other chemical products, n.e.c.	13	18,937	18,937	-
C231	Manufacture of glass and glass products	S	S	S	S
C239	Manufacture of non-metallic mineral products, n.e.c.	35	45,049	45,049	-
C241	Manufacture of basic iron and steel	3	-	-	-
C242	Manufacture of basic precious and other non-ferrous metals	S	S	S	S
C259	Manufacture of other fabricated metal products; metal working service activities	32	4,791	4,791	-
C275	Manufacture of domestic appliances	3	-	-	-
C301	Building of ships and boats	S	S	S	S
C309	Manufacture of transport equipment, n.e.c.	7	-	-	-
C310	Manufacture of furniture	29	12,436	12,436	-
C321	Manufacture of jewelry, bijouterie and related articles	9	-	-	-
C324	Manufacture of games and toys	3	101	101	-
C329	Other manufacturing, n.e.c.	12	36	36	-
C331	Repair of fabricated metal products, machinery and equipment	34	7,123	7,123	-
	Autonomous Region in Muslim Mindanao	343	3,719,976	3,719,976	-
C104	Manufacture of vegetable and animal oils and fats	S	S	S	S
C106	Manufacture of grain mill products, starches and starch products	46	3,457,112	3,457,112	-
C107	Manufacture of other food products	83	60,023	60,023	-

Table 8 Number of Establishments and Gross Addition to Tangible Fixed Assets for Manufacturing Establishments by Region and Industry Group: Philippines, 2018

(Values are in thousand PhP, except number of establishments. Details may not add-up to total due to rounding and/or statistical disclosure control.)

Concluded

2009 PSIC Code	Region / Industry Description	Number of Establishments	Gross Addition	Capital Expenditures for Tangible Fixed Assets	Sale of Tangible Fixed Assets
		(1)	(2)	(3)	(4)
C108	Manufacture of prepared animal feeds	3	58	58	-
C110	Manufacture of beverages	124	81,713	81,713	-
C142	Custom tailoring and dressmaking	22	15,355	15,355	-
C181	Printing and service activities related to printing	46	4,107	4,107	-
C221	Manufacture of rubber products	S	S	S	S
C239	Manufacture of non-metallic mineral products, n.e.c.	7	342	342	-
C251	Manufacture of structural metal products, tanks, reservoirs and steam generators	5	415	415	-
C310	Manufacture of furniture	5	87,754	87,754	-

Notes: "-" - zero value

S - suppressed

Source: Philippine Statistics Authority, 2018 Census of Philippine Business and Industry

Table 8.1 Number of Establishments and Sale of Tangible Fixed Assets by Type for Manufacturing Establishments by Region and Industry Group: Philippines, 2018*(Values are in thousand PhP, except number of establishments. Details may not add-up to total due to rounding and/or statistical disclosure control.)*

2009 PSIC Code	Region / Industry Description	Number of Establishments	Sale of Tangible Fixed Assets			
			Total	Land	Buildings, Other Structures and Land Improvements	Transport Equipment
		(1)	(2)	(3)	(4)	(5)
	Philippines	28,968	8,481,373	425,232	1,176,864	850,761
C101	Processing and preserving of meat	299	-	-	-	-
C102	Processing and preserving of fish, crustaceans and mollusks	278	11,368	1,000	7,857	2,511
C103	Processing and preserving of fruits and vegetables	169	3,843	-	-	3,824
C104	Manufacture of vegetable and animal oils and fats	140	139,593	-	-	7,793
C105	Manufacture of dairy products	99	15,597	-	414	5,046
C106	Manufacture of grain mill products, starches and starch products	1,701	59,727	4,794	-	54,933
C107	Manufacture of other food products	9,084	4,089,626	235,439	762,117	61,293
C108	Manufacture of prepared animal feeds	199	96,107	1,988	-	80,170
C110	Manufacture of beverages	3,986	155,480	-	-	23,427
C120	Manufacture of tobacco products	17	144,090	-	125,988	18,101
C131	Spinning, weaving and finishing of textiles	125	8,060	-	-	2,701
C139	Manufacture of other textiles	236	21,538	20,281	500	500
C141	Manufacture of wearing apparel, except fur apparel	880	2,643	-	-	-
C142	Custom tailoring and dressmaking	790	-	-	-	-
C143	Manufacture of knitted and crocheted apparel	40	7,062	-	-	7,062
C151	Tanning and dressing of leather; manufacture of luggage and handbags	107	-	-	-	-
C152	Manufacture of footwear	140	3,279	-	-	1,014
C161	Sawmilling and planing of wood	59	-	-	-	-
C162	Manufacture of products of wood, cork, straw and plaiting materials	333	990	-	-	990
C170	Manufacture of paper and paper products	330	129,996	-	4,366	7,470
C181	Printing and service activities related to printing	2,566	58,630	-	-	13,509
C182	Reproduction of recorded media	4	-	-	-	-
C192	Manufacture of refined petroleum products	15	-	-	-	-
C199	Manufacture of other fuel products	3	-	-	-	-
C201	Manufacture of basic chemicals	190	86,718	2,759	3,674	10,984
C202	Manufacture of other chemical products, n.e.c.	357	77,635	-	797	57,407
C203	Manufacture of man-made fibers	S	S	S	S	S
C210	Manufacture of pharmaceuticals, medicinal chemical and botanical products	117	144,324	-	39,645	67,552
C221	Manufacture of rubber products	134	16,429	-	-	1,594
C222	Manufacture of plastics products	834	163,983	94,014	-	8,841
C231	Manufacture of glass and glass products	104	-	-	-	-

Continued

Table 8.1 Number of Establishments and Sale of Tangible Fixed Assets by Type for Manufacturing Establishments by Region and Industry Group: Philippines, 2018

(Values are in thousand PhP, except number of establishments. Details may not add-up to total due to rounding and/or statistical disclosure control.)

Continued

2009 PSIC Code	Region / Industry Description	Number of Establishments	Sale of Tangible Fixed Assets			
			Total	Land	Buildings, Other Structures and Land Improvements	Transport Equipment
		(1)	(2)	(3)	(4)	(5)
C239	Manufacture of non-metallic mineral products, n.e.c.	846	118,715	9,658	81,794	10,865
C241	Manufacture of basic iron and steel	319	312,564	61	-	309,634
C242	Manufacture of basic precious and other non-ferrous metals	26	30,668	-	-	7,557
C243	Casting of metals	59	543	-	-	543
C251	Manufacture of structural metal products, tanks, reservoirs and steam generators	469	24,511	14,838	-	1,713
C252	Manufacture of weapons and ammunition	12	-	-	-	-
C259	Manufacture of other fabricated metal products; metal working service activities	859	38,782	-	3,273	2,960
C261	Manufacture of electronic components	138	607,365	2,400	2,968	6,123
C262	Manufacture of computers and peripheral equipment and accessories	32	789,018	-	345	1,645
C263	Manufacture of communication equipment	13	2,070	-	-	-
C264	Manufacture of consumer electronics	27	10,574	-	-	1,043
C265	Manufacture of measuring, testing, navigating and control equipment; watches and clocks	25	-	-	-	-
C267	Manufacture of optical instruments and photographic equipment	24	570,535	-	93,519	2,340
C271	Manufacture of electric motors, generators, transformers and electricity distribution and control apparatus	84	8,746	-	-	4,000
C272	Manufacture of batteries and accumulators	6	600	-	-	600
C273	Manufacture of wiring and wiring devices	53	4,111	-	-	3,111
C274	Manufacture of electric lighting equipment	34	-	-	-	-
C275	Manufacture of domestic appliances	36	-	-	-	-
C279	Manufacture of other electrical equipment	35	5,323	-	-	-
C281	Manufacture of general purpose machinery	102	27,680	-	1,381	9,115
C282	Manufacture of special purpose machinery	162	1,341	-	-	971
C291	Manufacture of motor vehicles	40	7,391	-	-	463
C292	Manufacture of bodies (coachwork) for motor vehicles; manufacture of trailers and semi-trailers	24	1,681	-	-	1,681
C293	Manufacture of parts and accessories for motor vehicles	119	60,997	-	-	7,873
C301	Building of ships and boats	29	56,376	-	-	1,342
C302	Manufacture of railway locomotive and rolling stock	S	S	S	S	S
C303	Manufacture of air and spacecraft and related machinery	8	61,268	-	751	-
C309	Manufacture of transport equipment, n.e.c.	67	47,393	-	280	24,767

Table 8.1 Number of Establishments and Sale of Tangible Fixed Assets by Type for Manufacturing Establishments by Region and Industry Group: Philippines, 2018

(Values are in thousand PhP, except number of establishments. Details may not add-up to total due to rounding and/or statistical disclosure control.)

Continued

2009 PSIC Code	Region / Industry Description	Number of Establishments	Sale of Tangible Fixed Assets			
			Total	Land	Buildings, Other Structures and Land Improvements	Transport Equipment
C310	Manufacture of furniture	852	89,488	37,972	35,807	4,680
C321	Manufacture of jewelry, bijouterie and related articles	99	-	-	-	-
C322	Manufacture of musical instruments	4	-	-	-	-
C323	Manufacture of sports goods	17	-	-	-	-
C324	Manufacture of games and toys	28	2,960	-	-	2,960
C325	Manufacture of medical and dental instruments and supplies	56	7,639	-	-	-
C329	Other manufacturing, n.e.c.	204	823	28	-	795
C331	Repair of fabricated metal products, machinery and equipment	712	155,490	-	11,388	7,259
C332	Installation of industrial machinery and equipment	6	-	-	-	-
	National Capital Region	4,636	1,407,409	257,938	178,954	257,244
C101	Processing and preserving of meat	34	-	-	-	-
C102	Processing and preserving of fish, crustaceans and mollusks	29	-	-	-	-
C103	Processing and preserving of fruits and vegetables	36	571	-	-	552
C104	Manufacture of vegetable and animal oils and fats	19	125,586	-	-	7,793
C105	Manufacture of dairy products	26	15,468	-	414	5,046
C106	Manufacture of grain mill products, starches and starch products	15	53,117	-	-	53,117
C107	Manufacture of other food products	1,002	272,924	199,367	39,127	19,154
C108	Manufacture of prepared animal feeds	14	-	-	-	-
C110	Manufacture of beverages	204	25,889	-	-	2,519
C120	Manufacture of tobacco products	5	104,207	-	86,105	18,101
C131	Spinning, weaving and finishing of textiles	33	-	-	-	-
C139	Manufacture of other textiles	93	20,303	20,281	-	-
C141	Manufacture of wearing apparel, except fur apparel	325	-	-	-	-
C142	Custom tailoring and dressmaking	80	-	-	-	-
C143	Manufacture of knitted and crocheted apparel	21	6,354	-	-	6,354
C151	Tanning and dressing of leather; manufacture of luggage and handbags	31	-	-	-	-
C152	Manufacture of footwear	61	-	-	-	-
C161	Sawmilling and planing of wood	5	-	-	-	-
C162	Manufacture of products of wood, cork, straw and plaiting materials	29	-	-	-	-
C170	Manufacture of paper and paper products	154	114,979	-	-	3,962
C181	Printing and service activities related to printing	656	56,349	-	-	13,509

Table 8.1 Number of Establishments and Sale of Tangible Fixed Assets by Type for Manufacturing Establishments by Region and Industry Group: Philippines, 2018

(Values are in thousand PhP, except number of establishments. Details may not add-up to total due to rounding and/or statistical disclosure control.)

Continued

2009 PSIC Code	Region / Industry Description	Number of Establishments	Sale of Tangible Fixed Assets			
			Total	Land	Buildings, Other Structures and Land Improvements	Transport Equipment
		(1)	(2)	(3)	(4)	(5)
C192	Manufacture of refined petroleum products	4	-	-	-	-
C199	Manufacture of other fuel products	S	S	S	S	S
C201	Manufacture of basic chemicals	43	2,080	-	-	2,080
C202	Manufacture of other chemical products, n.e.c.	166	53,569	-	-	45,476
C203	Manufacture of man-made fibers	S	S	S	S	S
C210	Manufacture of pharmaceuticals, medicinal chemical and botanical products	29	138,188	-	39,614	61,982
C221	Manufacture of rubber products	53	-	-	-	-
C222	Manufacture of plastics products	350	44,951	38,202	-	6,739
C231	Manufacture of glass and glass products	31	-	-	-	-
C239	Manufacture of non-metallic mineral products, n.e.c.	65	2,513	-	-	-
C241	Manufacture of basic iron and steel	82	4,647	61	-	1,796
C242	Manufacture of basic precious and other non-ferrous metals	4	408	-	-	408
C243	Casting of metals	18	-	-	-	-
C251	Manufacture of structural metal products, tanks, reservoirs and steam generators	141	1,931	-	-	1,431
C252	Manufacture of weapons and ammunition	4	-	-	-	-
C259	Manufacture of other fabricated metal products; metal working service activities	168	62	-	-	-
C261	Manufacture of electronic components	9	213,381	-	2,968	640
C262	Manufacture of computers and peripheral equipment and accessories	S	S	S	S	S
C264	Manufacture of consumer electronics	8	-	-	-	-
C265	Manufacture of measuring, testing, navigating and control equipment; watches and clocks	8	-	-	-	-
C267	Manufacture of optical instruments and photographic equipment	S	S	S	S	S
C271	Manufacture of electric motors, generators, transformers and electricity distribution and control apparatus	17	-	-	-	-
C272	Manufacture of batteries and accumulators	S	S	S	S	S
C273	Manufacture of wiring and wiring devices	21	-	-	-	-
C274	Manufacture of electric lighting equipment	9	-	-	-	-
C275	Manufacture of domestic appliances	12	-	-	-	-
C279	Manufacture of other electrical equipment	6	-	-	-	-
C281	Manufacture of general purpose machinery	34	1,277	-	-	1,277
C282	Manufacture of special purpose machinery	30	1,341	-	-	971
C291	Manufacture of motor vehicles	9	-	-	-	-

Table 8.1 Number of Establishments and Sale of Tangible Fixed Assets by Type for Manufacturing Establishments by Region and Industry Group: Philippines, 2018

(Values are in thousand PhP, except number of establishments. Details may not add-up to total due to rounding and/or statistical disclosure control.)

Continued

2009 PSIC Code	Region / Industry Description	Number of Establishments	Sale of Tangible Fixed Assets			
			Total	Land	Buildings, Other Structures and Land Improvements	Transport Equipment
		(1)	(2)	(3)	(4)	(5)
C292	Manufacture of bodies (coachwork) for motor vehicles; manufacture of trailers and semi-trailers	11	-	-	-	-
C293	Manufacture of parts and accessories for motor vehicles	15	-	-	-	-
C301	Building of ships and boats	5	-	-	-	-
C303	Manufacture of air and spacecraft and related machinery	S	S	S	S	S
C309	Manufacture of transport equipment, n.e.c.	10	2,272	-	280	1,597
C310	Manufacture of furniture	154	-	-	-	-
C321	Manufacture of jewelry, bijouterie and related articles	11	-	-	-	-
C322	Manufacture of musical instruments	S	S	S	S	S
C323	Manufacture of sports goods	3	-	-	-	-
C324	Manufacture of games and toys	8	-	-	-	-
C325	Manufacture of medical and dental instruments and supplies	11	1,497	-	-	-
C329	Other manufacturing, n.e.c.	42	45	28	-	18
C331	Repair of fabricated metal products, machinery and equipment	161	142,899	-	10,445	2,122
C332	Installation of industrial machinery and equipment	4	-	-	-	-
	Cordillera Administrative Region	685	61,268	-	751	-
C101	Processing and preserving of meat	6	-	-	-	-
C102	Processing and preserving of fish, crustaceans and mollusks	8	-	-	-	-
C103	Processing and preserving of fruits and vegetables	6	-	-	-	-
C105	Manufacture of dairy products	S	S	S	S	S
C106	Manufacture of grain mill products, starches and starch products	100	-	-	-	-
C107	Manufacture of other food products	140	-	-	-	-
C110	Manufacture of beverages	190	-	-	-	-
C131	Spinning, weaving and finishing of textiles	13	-	-	-	-
C139	Manufacture of other textiles	6	-	-	-	-
C141	Manufacture of wearing apparel, except fur apparel	S	S	S	S	S
C142	Custom tailoring and dressmaking	43	-	-	-	-
C162	Manufacture of products of wood, cork, straw and plaiting materials	6	-	-	-	-
C181	Printing and service activities related to printing	75	-	-	-	-
C201	Manufacture of basic chemicals	3	-	-	-	-
C221	Manufacture of rubber products	5	-	-	-	-
C222	Manufacture of plastics products	S	S	S	S	S

Table 8.1 Number of Establishments and Sale of Tangible Fixed Assets by Type for Manufacturing Establishments by Region and Industry Group: Philippines, 2018

(Values are in thousand PhP, except number of establishments. Details may not add-up to total due to rounding and/or statistical disclosure control.)

Continued

2009 PSIC Code	Region / Industry Description	Number of Establishments	Sale of Tangible Fixed Assets			
			Total	Land	Buildings, Other Structures and Land Improvements	Transport Equipment
		(1)	(2)	(3)	(4)	(5)
C231	Manufacture of glass and glass products	S	S	S	S	S
C239	Manufacture of non-metallic mineral products, n.e.c.	23	-	-	-	-
C241	Manufacture of basic iron and steel	5	-	-	-	-
C251	Manufacture of structural metal products, tanks, reservoirs and steam generators	10	-	-	-	-
C259	Manufacture of other fabricated metal products; metal working service activities	19	-	-	-	-
C261	Manufacture of electronic components	S	S	S	S	S
C303	Manufacture of air and spacecraft and related machinery	S	S	S	S	S
C310	Manufacture of furniture	17	-	-	-	-
C321	Manufacture of jewelry, bijouterie and related articles	S	S	S	S	S
	I - Ilocos Region	953	17,687	-	17,687	-
C101	Processing and preserving of meat	12	-	-	-	-
C102	Processing and preserving of fish, crustaceans and mollusks	33	-	-	-	-
C103	Processing and preserving of fruits and vegetables	3	-	-	-	-
C105	Manufacture of dairy products	S	S	S	S	S
C106	Manufacture of grain mill products, starches and starch products	71	-	-	-	-
C107	Manufacture of other food products	347	-	-	-	-
C108	Manufacture of prepared animal feeds	3	-	-	-	-
C110	Manufacture of beverages	140	-	-	-	-
C120	Manufacture of tobacco products	S	S	S	S	S
C131	Spinning, weaving and finishing of textiles	5	-	-	-	-
C141	Manufacture of wearing apparel, except fur apparel	5	-	-	-	-
C142	Custom tailoring and dressmaking	42	-	-	-	-
C152	Manufacture of footwear	6	-	-	-	-
C162	Manufacture of products of wood, cork, straw and plaiting materials	13	-	-	-	-
C170	Manufacture of paper and paper products	9	-	-	-	-
C181	Printing and service activities related to printing	112	-	-	-	-
C201	Manufacture of basic chemicals	6	-	-	-	-
C210	Manufacture of pharmaceuticals, medicinal chemical and botanical products	S	S	S	S	S
C221	Manufacture of rubber products	5	-	-	-	-
C231	Manufacture of glass and glass products	4	-	-	-	-
C239	Manufacture of non-metallic mineral products, n.e.c.	45	17,687	-	17,687	-

Table 8.1 Number of Establishments and Sale of Tangible Fixed Assets by Type for Manufacturing Establishments by Region and Industry Group: Philippines, 2018

(Values are in thousand PhP, except number of establishments. Details may not add-up to total due to rounding and/or statistical disclosure control.)

Continued

Continued

2009 PSIC Code	Region / Industry Description	Number of Establishments	Sale of Tangible Fixed Assets			
			Total	Land	Buildings, Other Structures and Land Improvements	Transport Equipment
		(1)	(2)	(3)	(4)	(5)
C241	Manufacture of basic iron and steel	11	-	-	-	-
C251	Manufacture of structural metal products, tanks, reservoirs and steam generators	15	-	-	-	-
C259	Manufacture of other fabricated metal products; metal working service activities	16	-	-	-	-
C273	Manufacture of wiring and wiring devices	S	S	S	S	S
C282	Manufacture of special purpose machinery	S	S	S	S	S
C292	Manufacture of bodies (coachwork) for motor vehicles; manufacture of trailers and semi-trailers	3	-	-	-	-
C293	Manufacture of parts and accessories for motor vehicles	3	-	-	-	-
C309	Manufacture of transport equipment, n.e.c.	13	-	-	-	-
C321	Manufacture of jewelry, bijouterie and related articles	S	S	S	S	S
C324	Manufacture of games and toys	S	S	S	S	S
C329	Other manufacturing, n.e.c.	7	-	-	-	-
C331	Repair of fabricated metal products, machinery and equipment	17	-	-	-	-
	II - Cagayan Valley	1,133	2,282	-	-	-
C101	Processing and preserving of meat	6	-	-	-	-
C102	Processing and preserving of fish, crustaceans and mollusks	4	-	-	-	-
C103	Processing and preserving of fruits and vegetables	8	-	-	-	-
C104	Manufacture of vegetable and animal oils and fats	S	S	S	S	S
C105	Manufacture of dairy products	4	-	-	-	-
C106	Manufacture of grain mill products, starches and starch products	175	-	-	-	-
C107	Manufacture of other food products	382	-	-	-	-
C108	Manufacture of prepared animal feeds	7	-	-	-	-
C110	Manufacture of beverages	227	-	-	-	-
C120	Manufacture of tobacco products	3	-	-	-	-
C131	Spinning, weaving and finishing of textiles	3	-	-	-	-
C139	Manufacture of other textiles	4	-	-	-	-
C142	Custom tailoring and dressmaking	34	-	-	-	-
C151	Tanning and dressing of leather; manufacture of luggage and handbags	3	-	-	-	-
C162	Manufacture of products of wood, cork, straw and plaiting materials	8	-	-	-	-
C181	Printing and service activities related to printing	122	2,282	-	-	-
C182	Reproduction of recorded media	3	-	-	-	-

Table 8.1 Number of Establishments and Sale of Tangible Fixed Assets by Type for Manufacturing Establishments by Region and Industry Group: Philippines, 2018

(Values are in thousand PhP, except number of establishments. Details may not add-up to total due to rounding and/or statistical disclosure control.)

Continued

2009 PSIC Code	Region / Industry Description	Number of Establishments	Sale of Tangible Fixed Assets			
			Total	Land	Buildings, Other Structures and Land Improvements	Transport Equipment
		(1)	(2)	(3)	(4)	(5)
C199	Manufacture of other fuel products	S	S	S	S	S
C201	Manufacture of basic chemicals	S	S	S	S	S
C222	Manufacture of plastics products	6	-	-	-	-
C239	Manufacture of non-metallic mineral products, n.e.c.	25	-	-	-	-
C241	Manufacture of basic iron and steel	9	-	-	-	-
C251	Manufacture of structural metal products, tanks, reservoirs and steam generators	12	-	-	-	-
C252	Manufacture of weapons and ammunition	S	S	S	S	S
C259	Manufacture of other fabricated metal products; metal working service activities	32	-	-	-	-
C279	Manufacture of other electrical equipment	3	-	-	-	-
C282	Manufacture of special purpose machinery	3	-	-	-	-
C310	Manufacture of furniture	21	-	-	-	-
C321	Manufacture of jewelry, bijouterie and related articles	5	-	-	-	-
C329	Other manufacturing, n.e.c.	S	S	S	S	S
C331	Repair of fabricated metal products, machinery and equipment	17	-	-	-	-
	III - Central Luzon	3,388	977,766	2,400	33,545	34,250
C101	Processing and preserving of meat	74	-	-	-	-
C102	Processing and preserving of fish, crustaceans and mollusks	27	-	-	-	-
C103	Processing and preserving of fruits and vegetables	31	871	-	-	871
C104	Manufacture of vegetable and animal oils and fats	4	-	-	-	-
C105	Manufacture of dairy products	12	-	-	-	-
C106	Manufacture of grain mill products, starches and starch products	235	-	-	-	-
C107	Manufacture of other food products	1,054	540	-	-	540
C108	Manufacture of prepared animal feeds	54	-	-	-	-
C110	Manufacture of beverages	360	47,469	-	-	10,158
C120	Manufacture of tobacco products	S	S	S	S	S
C131	Spinning, weaving and finishing of textiles	20	7,545	-	-	2,350
C139	Manufacture of other textiles	40	-	-	-	-
C141	Manufacture of wearing apparel, except fur apparel	149	2,643	-	-	-
C142	Custom tailoring and dressmaking	60	-	-	-	-
C143	Manufacture of knitted and crocheted apparel	3	-	-	-	-
C151	Tanning and dressing of leather; manufacture of luggage and handbags	41	-	-	-	-
C152	Manufacture of footwear	10	6	-	-	-
C161	Sawmilling and planing of wood	S	S	S	S	S

Table 8.1 Number of Establishments and Sale of Tangible Fixed Assets by Type for Manufacturing Establishments by Region and Industry Group: Philippines, 2018

(Values are in thousand PhP, except number of establishments. Details may not add-up to total due to rounding and/or statistical disclosure control.)

Continued

2009 PSIC Code	Region / Industry Description	Number of Establishments	Sale of Tangible Fixed Assets			
			Total	Land	Buildings, Other Structures and Land Improvements	Transport Equipment
C162	Manufacture of products of wood, cork, straw and plaiting materials	63	-	-	-	-
C170	Manufacture of paper and paper products	35	5,425	-	4,366	722
C181	Printing and service activities related to printing	163	-	-	-	-
C192	Manufacture of refined petroleum products	3	-	-	-	-
C201	Manufacture of basic chemicals	21	67,720	-	44	2,203
C202	Manufacture of other chemical products, n.e.c.	35	4,742	-	-	4,742
C210	Manufacture of pharmaceuticals, medicinal chemical and botanical products	22	-	-	-	-
C221	Manufacture of rubber products	14	11,259	-	-	303
C222	Manufacture of plastics products	115	1,395	-	-	1,382
C231	Manufacture of glass and glass products	14	-	-	-	-
C239	Manufacture of non-metallic mineral products, n.e.c.	134	29,112	-	29,105	7
C241	Manufacture of basic iron and steel	44	-	-	-	-
C242	Manufacture of basic precious and other non-ferrous metals	4	-	-	-	-
C243	Casting of metals	7	-	-	-	-
C251	Manufacture of structural metal products, tanks, reservoirs and steam generators	60	-	-	-	-
C259	Manufacture of other fabricated metal products; metal working service activities	85	-	-	-	-
C261	Manufacture of electronic components	14	38,947	2,400	-	2,553
C262	Manufacture of computers and peripheral equipment and accessories	5	675,331	-	-	-
C263	Manufacture of communication equipment	S	S	S	S	S
C264	Manufacture of consumer electronics	3	-	-	-	-
C265	Manufacture of measuring, testing, navigating and control equipment; watches and clocks	3	-	-	-	-
C271	Manufacture of electric motors, generators, transformers and electricity distribution and control apparatus	10	4,123	-	-	-
C272	Manufacture of batteries and accumulators	S	S	S	S	S
C273	Manufacture of wiring and wiring devices	10	408	-	-	408
C274	Manufacture of electric lighting equipment	7	-	-	-	-
C275	Manufacture of domestic appliances	4	-	-	-	-
C279	Manufacture of other electrical equipment	10	-	-	-	-
C281	Manufacture of general purpose machinery	13	947	-	31	-
C282	Manufacture of special purpose machinery	15	-	-	-	-

Table 8.1 Number of Establishments and Sale of Tangible Fixed Assets by Type for Manufacturing Establishments by Region and Industry Group: Philippines, 2018

(Values are in thousand PhP, except number of establishments. Details may not add-up to total due to rounding and/or statistical disclosure control.)

Continued

2009 PSIC Code	Region / Industry Description	Number of Establishments	Sale of Tangible Fixed Assets			
			Total	Land	Buildings, Other Structures and Land Improvements	Transport Equipment
		(1)	(2)	(3)	(4)	(5)
C291	Manufacture of motor vehicles	4	-	-	-	-
C292	Manufacture of bodies (coachwork) for motor vehicles; manufacture of trailers and semi-trailers	S	S	S	S	S
C293	Manufacture of parts and accessories for motor vehicles	9	19,429	-	-	3,891
C301	Building of ships and boats	S	S	S	S	S
C303	Manufacture of air and spacecraft and related machinery	5	-	-	-	-
C309	Manufacture of transport equipment, n.e.c.	13	-	-	-	-
C310	Manufacture of furniture	121	-	-	-	-
C321	Manufacture of jewelry, bijouterie and related articles	15	-	-	-	-
C322	Manufacture of musical instruments	S	S	S	S	S
C323	Manufacture of sports goods	3	-	-	-	-
C324	Manufacture of games and toys	8	-	-	-	-
C325	Manufacture of medical and dental instruments and supplies	9	699	-	-	-
C329	Other manufacturing, n.e.c.	42	-	-	-	-
C331	Repair of fabricated metal products, machinery and equipment	62	2,779	-	-	2,779
C332	Installation of industrial machinery and equipment	S	S	S	S	S
	IVA - CALABARZON	4,035	4,514,844	90,040	699,801	100,073
C101	Processing and preserving of meat	41	-	-	-	-
C102	Processing and preserving of fish, crustaceans and mollusks	12	1,626	-	-	1,626
C103	Processing and preserving of fruits and vegetables	19	-	-	-	-
C104	Manufacture of vegetable and animal oils and fats	31	-	-	-	-
C105	Manufacture of dairy products	12	-	-	-	-
C106	Manufacture of grain mill products, starches and starch products	90	-	-	-	-
C107	Manufacture of other food products	877	3,024,596	25,584	526,842	14,308
C108	Manufacture of prepared animal feeds	69	2,098	1,988	-	17
C110	Manufacture of beverages	291	652	-	-	63
C120	Manufacture of tobacco products	3	39,883	-	39,883	-
C131	Spinning, weaving and finishing of textiles	10	515	-	-	351
C139	Manufacture of other textiles	33	-	-	-	-
C141	Manufacture of wearing apparel, except fur apparel	244	-	-	-	-
C142	Custom tailoring and dressmaking	90	-	-	-	-

Table 8.1 Number of Establishments and Sale of Tangible Fixed Assets by Type for Manufacturing Establishments by Region and Industry Group: Philippines, 2018

(Values are in thousand PhP, except number of establishments. Details may not add-up to total due to rounding and/or statistical disclosure control.)

Continued

2009 PSIC Code	Region / Industry Description	Number of Establishments	Sale of Tangible Fixed Assets			
			Total	Land	Buildings, Other Structures and Land Improvements	Transport Equipment
C143	Manufacture of knitted and crocheted apparel	16	708	-	-	708
C151	Tanning and dressing of leather; manufacture of luggage and handbags	24	-	-	-	-
C152	Manufacture of footwear	34	3,272	-	-	1,014
C161	Sawmilling and planing of wood	S	S	S	S	S
C162	Manufacture of products of wood, cork, straw and plaiting materials	64	990	-	-	990
C170	Manufacture of paper and paper products	76	1,695	-	-	1,695
C181	Printing and service activities related to printing	198	-	-	-	-
C182	Reproduction of recorded media	S	S	S	S	S
C192	Manufacture of refined petroleum products	S	S	S	S	S
C199	Manufacture of other fuel products	S	S	S	S	S
C201	Manufacture of basic chemicals	31	1,737	-	-	1,737
C202	Manufacture of other chemical products, n.e.c.	91	7,383	-	480	3,049
C210	Manufacture of pharmaceuticals, medicinal chemical and botanical products	34	6,104	-	-	5,569
C221	Manufacture of rubber products	35	5,171	-	-	1,291
C222	Manufacture of plastics products	181	61,207	-	-	279
C231	Manufacture of glass and glass products	18	-	-	-	-
C239	Manufacture of non-metallic mineral products, n.e.c.	115	39,562	9,658	5,161	10,857
C241	Manufacture of basic iron and steel	59	-	-	-	-
C242	Manufacture of basic precious and other non-ferrous metals	8	-	-	-	-
C243	Casting of metals	16	543	-	-	543
C251	Manufacture of structural metal products, tanks, reservoirs and steam generators	109	22,579	14,838	-	282
C252	Manufacture of weapons and ammunition	S	S	S	S	S
C259	Manufacture of other fabricated metal products; metal working service activities	245	38,475	-	3,273	2,915
C261	Manufacture of electronic components	103	355,038	-	-	2,929
C262	Manufacture of computers and peripheral equipment and accessories	24	111,557	-	345	1,415
C263	Manufacture of communication equipment	10	-	-	-	-
C264	Manufacture of consumer electronics	12	9,531	-	-	-
C265	Manufacture of measuring, testing, navigating and control equipment; watches and clocks	5	-	-	-	-
C267	Manufacture of optical instruments and photographic equipment	9	570,414	-	93,519	2,340

Table 8.1 Number of Establishments and Sale of Tangible Fixed Assets by Type for Manufacturing Establishments by Region and Industry Group: Philippines, 2018

(Values are in thousand PhP, except number of establishments. Details may not add-up to total due to rounding and/or statistical disclosure control.)

Continued

2009 PSIC Code	Region / Industry Description	Number of Establishments	Sale of Tangible Fixed Assets			
			Total	Land	Buildings, Other Structures and Land Improvements	Transport Equipment
		(1)	(2)	(3)	(4)	(5)
C271	Manufacture of electric motors, generators, transformers and electricity distribution and control apparatus	46	3,142	-	-	2,520
C272	Manufacture of batteries and accumulators	S	S	S	S	S
C273	Manufacture of wiring and wiring devices	20	3,703	-	-	2,703
C274	Manufacture of electric lighting equipment	15	-	-	-	-
C275	Manufacture of domestic appliances	12	-	-	-	-
C279	Manufacture of other electrical equipment	14	5,323	-	-	-
C281	Manufacture of general purpose machinery	41	25,457	-	1,350	7,838
C282	Manufacture of special purpose machinery	73	-	-	-	-
C291	Manufacture of motor vehicles	13	7,391	-	-	463
C292	Manufacture of bodies (coachwork) for motor vehicles; manufacture of trailers and semi-trailers	10	1,681	-	-	1,681
C293	Manufacture of parts and accessories for motor vehicles	74	41,568	-	-	3,981
C301	Building of ships and boats	5	-	-	-	-
C302	Manufacture of railway locomotive and rolling stock	S	S	S	S	S
C303	Manufacture of air and spacecraft and related machinery	S	S	S	S	S
C309	Manufacture of transport equipment, n.e.c.	21	45,120	-	-	23,169
C310	Manufacture of furniture	150	66,941	37,972	28,949	-
C321	Manufacture of jewelry, bijouterie and related articles	4	-	-	-	-
C322	Manufacture of musical instruments	S	S	S	S	S
C323	Manufacture of sports goods	8	-	-	-	-
C324	Manufacture of games and toys	6	2,960	-	-	2,960
C325	Manufacture of medical and dental instruments and supplies	21	5,443	-	-	-
C329	Other manufacturing, n.e.c.	17	777	-	-	777
C331	Repair of fabricated metal products, machinery and equipment	133	-	-	-	-
C332	Installation of industrial machinery and equipment	S	S	S	S	S
	MIMAROPA	1,118	-	-	-	-
C101	Processing and preserving of meat	3	-	-	-	-
C102	Processing and preserving of fish, crustaceans and mollusks	S	S	S	S	S
C103	Processing and preserving of fruits and vegetables	S	S	S	S	S

Table 8.1 Number of Establishments and Sale of Tangible Fixed Assets by Type for Manufacturing Establishments by Region and Industry Group: Philippines, 2018

(Values are in thousand PhP, except number of establishments. Details may not add-up to total due to rounding and/or statistical disclosure control.)

Continued

2009 PSIC Code	Region / Industry Description	Number of Establishments	Sale of Tangible Fixed Assets			
			Total	Land	Buildings, Other Structures and Land Improvements	Transport Equipment
		(1)	(2)	(3)	(4)	(5)
C104	Manufacture of vegetable and animal oils and fats	7	-	-	-	-
C105	Manufacture of dairy products	5	-	-	-	-
C106	Manufacture of grain mill products, starches and starch products	98	-	-	-	-
C107	Manufacture of other food products	432	-	-	-	-
C110	Manufacture of beverages	289	-	-	-	-
C131	Spinning, weaving and finishing of textiles	3	-	-	-	-
C141	Manufacture of wearing apparel, except fur apparel	8	-	-	-	-
C142	Custom tailoring and dressmaking	22	-	-	-	-
C151	Tanning and dressing of leather; manufacture of luggage and handbags	3	-	-	-	-
C161	Sawmilling and planing of wood	4	-	-	-	-
C162	Manufacture of products of wood, cork, straw and plaiting materials	13	-	-	-	-
C181	Printing and service activities related to printing	123	-	-	-	-
C201	Manufacture of basic chemicals	3	-	-	-	-
C202	Manufacture of other chemical products, n.e.c.	S	S	S	S	S
C210	Manufacture of pharmaceuticals, medicinal chemical and botanical products	S	S	S	S	S
C222	Manufacture of plastics products	6	-	-	-	-
C239	Manufacture of non-metallic mineral products, n.e.c.	37	-	-	-	-
C241	Manufacture of basic iron and steel	8	-	-	-	-
C242	Manufacture of basic precious and other non-ferrous metals	S	S	S	S	S
C259	Manufacture of other fabricated metal products; metal working service activities	19	-	-	-	-
C282	Manufacture of special purpose machinery	S	S	S	S	S
C310	Manufacture of furniture	21	-	-	-	-
C331	Repair of fabricated metal products, machinery and equipment	5	-	-	-	-
	V - Bicol Region	1,339	31,414	-	-	6,633
C101	Processing and preserving of meat	14	-	-	-	-
C102	Processing and preserving of fish, crustaceans and mollusks	28	-	-	-	-
C103	Processing and preserving of fruits and vegetables	5	-	-	-	-
C104	Manufacture of vegetable and animal oils and fats	9	-	-	-	-

Table 8.1 Number of Establishments and Sale of Tangible Fixed Assets by Type for Manufacturing Establishments by Region and Industry Group: Philippines, 2018

(Values are in thousand PhP, except number of establishments. Details may not add-up to total due to rounding and/or statistical disclosure control.)

Continued

2009 PSIC Code	Region / Industry Description	Number of Establishments	Sale of Tangible Fixed Assets			
			Total	Land	Buildings, Other Structures and Land Improvements	Transport Equipment
		(1)	(2)	(3)	(4)	(5)
C105	Manufacture of dairy products	6	-	-	-	-
C106	Manufacture of grain mill products, starches and starch products	67	-	-	-	-
C107	Manufacture of other food products	542	20	-	-	20
C108	Manufacture of prepared animal feeds	4	-	-	-	-
C110	Manufacture of beverages	249	-	-	-	-
C120	Manufacture of tobacco products	S	S	S	S	S
C131	Spinning, weaving and finishing of textiles	6	-	-	-	-
C139	Manufacture of other textiles	10	-	-	-	-
C141	Manufacture of wearing apparel, except fur apparel	19	-	-	-	-
C142	Custom tailoring and dressmaking	55	-	-	-	-
C151	Tanning and dressing of leather; manufacture of luggage and handbags	3	-	-	-	-
C152	Manufacture of footwear	4	-	-	-	-
C162	Manufacture of products of wood, cork, straw and plaiting materials	32	-	-	-	-
C170	Manufacture of paper and paper products	5	2,762	-	-	1,092
C181	Printing and service activities related to printing	93	-	-	-	-
C201	Manufacture of basic chemicals	3	-	-	-	-
C210	Manufacture of pharmaceuticals, medicinal chemical and botanical products	5	-	-	-	-
C231	Manufacture of glass and glass products	S	S	S	S	S
C239	Manufacture of non-metallic mineral products, n.e.c.	29	-	-	-	-
C241	Manufacture of basic iron and steel	12	-	-	-	-
C242	Manufacture of basic precious and other non-ferrous metals	S	S	S	S	S
C251	Manufacture of structural metal products, tanks, reservoirs and steam generators	21	-	-	-	-
C259	Manufacture of other fabricated metal products; metal working service activities	31	-	-	-	-
C281	Manufacture of general purpose machinery	4	-	-	-	-
C282	Manufacture of special purpose machinery	3	-	-	-	-
C293	Manufacture of parts and accessories for motor vehicles	3	-	-	-	-
C310	Manufacture of furniture	25	-	-	-	-
C329	Other manufacturing, n.e.c.	19	-	-	-	-
C331	Repair of fabricated metal products, machinery and equipment	29	-	-	-	-

Table 8.1 Number of Establishments and Sale of Tangible Fixed Assets by Type for Manufacturing Establishments by Region and Industry Group: Philippines, 2018

(Values are in thousand PhP, except number of establishments. Details may not add-up to total due to rounding and/or statistical disclosure control.)

Continued

2009 PSIC Code	Region / Industry Description	Number of Establishments	Sale of Tangible Fixed Assets			
			Total	Land	Buildings, Other Structures and Land Improvements	Transport Equipment
		(1)	(2)	(3)	(4)	(5)
	VI - Western Visayas	1,425	39,393	-	65	4,462
C101	Processing and preserving of meat	19	-	-	-	-
C102	Processing and preserving of fish, crustaceans and mollusks	31	-	-	-	-
C103	Processing and preserving of fruits and vegetables	S	S	S	S	S
C104	Manufacture of vegetable and animal oils and fats	5	-	-	-	-
C105	Manufacture of dairy products	5	-	-	-	-
C106	Manufacture of grain mill products, starches and starch products	107	-	-	-	-
C107	Manufacture of other food products	444	704	-	-	704
C108	Manufacture of prepared animal feeds	3	-	-	-	-
C110	Manufacture of beverages	282	38,623	-	-	3,758
C131	Spinning, weaving and finishing of textiles	14	-	-	-	-
C139	Manufacture of other textiles	4	-	-	-	-
C141	Manufacture of wearing apparel, except fur apparel	17	-	-	-	-
C142	Custom tailoring and dressmaking	63	-	-	-	-
C161	Sawmilling and planing of wood	3	-	-	-	-
C162	Manufacture of products of wood, cork, straw and plaiting materials	14	-	-	-	-
C181	Printing and service activities related to printing	145	-	-	-	-
C192	Manufacture of refined petroleum products	S	S	S	S	S
C201	Manufacture of basic chemicals	9	-	-	-	-
C202	Manufacture of other chemical products, n.e.c.	S	S	S	S	S
C210	Manufacture of pharmaceuticals, medicinal chemical and botanical products	7	-	-	-	-
C221	Manufacture of rubber products	3	-	-	-	-
C222	Manufacture of plastics products	21	-	-	-	-
C231	Manufacture of glass and glass products	4	-	-	-	-
C239	Manufacture of non-metallic mineral products, n.e.c.	99	65	-	65	-
C241	Manufacture of basic iron and steel	14	-	-	-	-
C243	Casting of metals	5	-	-	-	-
C251	Manufacture of structural metal products, tanks, reservoirs and steam generators	17	-	-	-	-
C259	Manufacture of other fabricated metal products; metal working service activities	33	-	-	-	-
C265	Manufacture of measuring, testing, navigating and control equipment; watches and clocks	S	S	S	S	S

Table 8.1 Number of Establishments and Sale of Tangible Fixed Assets by Type for Manufacturing Establishments by Region and Industry Group: Philippines, 2018

(Values are in thousand PhP, except number of establishments. Details may not add-up to total due to rounding and/or statistical disclosure control.)

Continued

2009 PSIC Code	Region / Industry Description	Number of Establishments	Sale of Tangible Fixed Assets			
			Total	Land	Buildings, Other Structures and Land Improvements	Transport Equipment
		(1)	(2)	(3)	(4)	(5)
C267	Manufacture of optical instruments and photographic equipment	S	S	S	S	S
C282	Manufacture of special purpose machinery	3	-	-	-	-
C293	Manufacture of parts and accessories for motor vehicles	3	-	-	-	-
C310	Manufacture of furniture	12	-	-	-	-
C321	Manufacture of jewelry, bijouterie and related articles	5	-	-	-	-
C329	Other manufacturing, n.e.c.	11	-	-	-	-
C331	Repair of fabricated metal products, machinery and equipment	16	-	-	-	-
	VII - Central Visayas	2,347	356,958	-	20,049	320,277
C101	Processing and preserving of meat	27	-	-	-	-
C102	Processing and preserving of fish, crustaceans and mollusks	34	8,742	-	7,857	885
C103	Processing and preserving of fruits and vegetables	21	-	-	-	-
C104	Manufacture of vegetable and animal oils and fats	14	-	-	-	-
C105	Manufacture of dairy products	6	-	-	-	-
C106	Manufacture of grain mill products, starches and starch products	71	-	-	-	-
C107	Manufacture of other food products	758	5,017	-	5,017	-
C108	Manufacture of prepared animal feeds	19	-	-	-	-
C110	Manufacture of beverages	247	4,224	-	-	3,170
C131	Spinning, weaving and finishing of textiles	4	-	-	-	-
C139	Manufacture of other textiles	13	-	-	-	-
C141	Manufacture of wearing apparel, except fur apparel	53	-	-	-	-
C142	Custom tailoring and dressmaking	50	-	-	-	-
C151	Tanning and dressing of leather; manufacture of luggage and handbags	S	S	S	S	S
C152	Manufacture of footwear	16	-	-	-	-
C161	Sawmilling and planing of wood	8	-	-	-	-
C162	Manufacture of products of wood, cork, straw and plaiting materials	15	-	-	-	-
C170	Manufacture of paper and paper products	19	-	-	-	-
C181	Printing and service activities related to printing	268	-	-	-	-
C201	Manufacture of basic chemicals	18	1,938	-	-	1,459
C202	Manufacture of other chemical products, n.e.c.	36	317	-	317	-
C210	Manufacture of pharmaceuticals, medicinal chemical and botanical products	4	-	-	-	-

Table 8.1 Number of Establishments and Sale of Tangible Fixed Assets by Type for Manufacturing Establishments by Region and Industry Group: Philippines, 2018

(Values are in thousand PhP, except number of establishments. Details may not add-up to total due to rounding and/or statistical disclosure control.)

Continued

2009 PSIC Code	Region / Industry Description	Number of Establishments	Sale of Tangible Fixed Assets			
			Total	Land	Buildings, Other Structures and Land Improvements	Transport Equipment
		(1)	(2)	(3)	(4)	(5)
C221	Manufacture of rubber products	7	-	-	-	-
C222	Manufacture of plastics products	71	-	-	-	-
C231	Manufacture of glass and glass products	7	-	-	-	-
C239	Manufacture of non-metallic mineral products, n.e.c.	45	-	-	-	-
C241	Manufacture of basic iron and steel	29	307,285	-	-	307,285
C242	Manufacture of basic precious and other non-ferrous metals	S	S	S	S	S
C243	Casting of metals	8	-	-	-	-
C251	Manufacture of structural metal products, tanks, reservoirs and steam generators	10	-	-	-	-
C252	Manufacture of weapons and ammunition	S	S	S	S	S
C259	Manufacture of other fabricated metal products; metal working service activities	50	45	-	-	45
C261	Manufacture of electronic components	10	-	-	-	-
C262	Manufacture of computers and peripheral equipment and accessories	S	S	S	S	S
C263	Manufacture of communication equipment	S	S	S	S	S
C264	Manufacture of consumer electronics	3	1,043	-	-	1,043
C265	Manufacture of measuring, testing, navigating and control equipment; watches and clocks	5	-	-	-	-
C267	Manufacture of optical instruments and photographic equipment	12	121	-	-	-
C271	Manufacture of electric motors, generators, transformers and electricity distribution and control apparatus	7	1,480	-	-	1,480
C273	Manufacture of wiring and wiring devices	S	S	S	S	S
C274	Manufacture of electric lighting equipment	4	-	-	-	-
C275	Manufacture of domestic appliances	S	S	S	S	S
C279	Manufacture of other electrical equipment	S	S	S	S	S
C281	Manufacture of general purpose machinery	5	-	-	-	-
C282	Manufacture of special purpose machinery	5	-	-	-	-
C291	Manufacture of motor vehicles	10	-	-	-	-
C293	Manufacture of parts and accessories for motor vehicles	8	-	-	-	-
C301	Building of ships and boats	13	-	-	-	-
C309	Manufacture of transport equipment, n.e.c.	3	-	-	-	-
C310	Manufacture of furniture	173	22,547	-	6,858	4,680
C321	Manufacture of jewelry, bijouterie and related articles	37	-	-	-	-
C322	Manufacture of musical instruments	S	S	S	S	S
C323	Manufacture of sports goods	S	S	S	S	S
C324	Manufacture of games and toys	S	S	S	S	S

Table 8.1 Number of Establishments and Sale of Tangible Fixed Assets by Type for Manufacturing Establishments by Region and Industry Group: Philippines, 2018

(Values are in thousand PhP, except number of establishments. Details may not add-up to total due to rounding and/or statistical disclosure control.)

Continued

2009 PSIC Code	Region / Industry Description	Number of Establishments	Sale of Tangible Fixed Assets			
			Total	Land	Buildings, Other Structures and Land Improvements	Transport Equipment
		(1)	(2)	(3)	(4)	(5)
C325	Manufacture of medical and dental instruments and supplies	15	-	-	-	-
C329	Other manufacturing, n.e.c.	24	-	-	-	-
C331	Repair of fabricated metal products, machinery and equipment	66	-	-	-	-
VIII - Eastern Visayas		1,415	1,659	-	31	1,628
C101	Processing and preserving of meat	S	S	S	S	S
C102	Processing and preserving of fish, crustaceans and mollusks	8	-	-	-	-
C103	Processing and preserving of fruits and vegetables	5	-	-	-	-
C104	Manufacture of vegetable and animal oils and fats	7	-	-	-	-
C105	Manufacture of dairy products	S	S	S	S	S
C106	Manufacture of grain mill products, starches and starch products	100	-	-	-	-
C107	Manufacture of other food products	646	-	-	-	-
C110	Manufacture of beverages	365	-	-	-	-
C131	Spinning, weaving and finishing of textiles	4	-	-	-	-
C139	Manufacture of other textiles	S	S	S	S	S
C141	Manufacture of wearing apparel, except fur apparel	8	-	-	-	-
C142	Custom tailoring and dressmaking	34	-	-	-	-
C162	Manufacture of products of wood, cork, straw and plaiting materials	13	-	-	-	-
C170	Manufacture of paper and paper products	7	-	-	-	-
C181	Printing and service activities related to printing	76	-	-	-	-
C201	Manufacture of basic chemicals	7	-	-	-	-
C210	Manufacture of pharmaceuticals, medicinal chemical and botanical products	S	S	S	S	S
C222	Manufacture of plastics products	9	-	-	-	-
C231	Manufacture of glass and glass products	6	-	-	-	-
C239	Manufacture of non-metallic mineral products, n.e.c.	38	-	-	-	-
C241	Manufacture of basic iron and steel	3	-	-	-	-
C242	Manufacture of basic precious and other non-ferrous metals	S	S	S	S	S
C243	Casting of metals	S	S	S	S	S
C251	Manufacture of structural metal products, tanks, reservoirs and steam generators	5	-	-	-	-
C259	Manufacture of other fabricated metal products; metal working service activities	38	-	-	-	-
C273	Manufacture of wiring and wiring devices	S	S	S	S	S

Table 8.1 Number of Establishments and Sale of Tangible Fixed Assets by Type for Manufacturing Establishments by Region and Industry Group: Philippines, 2018

(Values are in thousand PhP, except number of establishments. Details may not add-up to total due to rounding and/or statistical disclosure control.)

Continued

2009 PSIC Code	Region / Industry Description	Number of Establishments	Sale of Tangible Fixed Assets			
			Total	Land	Buildings, Other Structures and Land Improvements	Transport Equipment
		(1)	(2)	(3)	(4)	(5)
C282	Manufacture of special purpose machinery	S	S	S	S	S
C310	Manufacture of furniture	4	-	-	-	-
C321	Manufacture of jewelry, bijouterie and related articles	5	-	-	-	-
C329	Other manufacturing, n.e.c.	12	-	-	-	-
C331	Repair of fabricated metal products, machinery and equipment	6	-	-	-	-
	IX - Zamboanga Peninsula	1,278	4,000	-	4,000	-
C101	Processing and preserving of meat	12	-	-	-	-
C102	Processing and preserving of fish, crustaceans and mollusks	29	-	-	-	-
C104	Manufacture of vegetable and animal oils and fats	6	-	-	-	-
C105	Manufacture of dairy products	4	-	-	-	-
C106	Manufacture of grain mill products, starches and starch products	133	-	-	-	-
C107	Manufacture of other food products	649	4,000	-	4,000	-
C108	Manufacture of prepared animal feeds	S	S	S	S	S
C110	Manufacture of beverages	151	-	-	-	-
C139	Manufacture of other textiles	S	S	S	S	S
C142	Custom tailoring and dressmaking	37	-	-	-	-
C161	Sawmilling and planing of wood	4	-	-	-	-
C162	Manufacture of products of wood, cork, straw and plaiting materials	S	S	S	S	S
C181	Printing and service activities related to printing	81	-	-	-	-
C221	Manufacture of rubber products	5	-	-	-	-
C222	Manufacture of plastics products	8	-	-	-	-
C231	Manufacture of glass and glass products	4	-	-	-	-
C239	Manufacture of non-metallic mineral products, n.e.c.	36	-	-	-	-
C241	Manufacture of basic iron and steel	5	-	-	-	-
C251	Manufacture of structural metal products, tanks, reservoirs and steam generators	12	-	-	-	-
C259	Manufacture of other fabricated metal products; metal working service activities	23	-	-	-	-
C310	Manufacture of furniture	26	-	-	-	-
C321	Manufacture of jewelry, bijouterie and related articles	S	S	S	S	S
C329	Other manufacturing, n.e.c.	4	-	-	-	-
C331	Repair of fabricated metal products, machinery and equipment	44	-	-	-	-

Table 8.1 Number of Establishments and Sale of Tangible Fixed Assets by Type for Manufacturing Establishments by Region and Industry Group: Philippines, 2018

(Values are in thousand PhP, except number of establishments. Details may not add-up to total due to rounding and/or statistical disclosure control.)

Continued

2009 PSIC Code	Region / Industry Description	Number of Establishments	Sale of Tangible Fixed Assets			
			Total	Land	Buildings, Other Structures and Land Improvements	Transport Equipment
	X - Northern Mindanao	1,124	830,333	15,892	199,651	32,803
C101	Processing and preserving of meat	23	-	-	-	-
C102	Processing and preserving of fish, crustaceans and mollusks	S	S	S	S	S
C103	Processing and preserving of fruits and vegetables	15	2,402	-	-	2,402
C104	Manufacture of vegetable and animal oils and fats	9	222	-	-	-
C105	Manufacture of dairy products	6	129	-	-	-
C106	Manufacture of grain mill products, starches and starch products	36	3,460	1,644	-	1,816
C107	Manufacture of other food products	409	777,427	10,488	187,130	22,170
C108	Manufacture of prepared animal feeds	7	13,856	-	-	-
C110	Manufacture of beverages	182	-	-	-	-
C131	Spinning, weaving and finishing of textiles	3	-	-	-	-
C139	Manufacture of other textiles	5	-	-	-	-
C141	Manufacture of wearing apparel, except fur apparel	10	-	-	-	-
C142	Custom tailoring and dressmaking	43	-	-	-	-
C152	Manufacture of footwear	4	-	-	-	-
C161	Sawmilling and planing of wood	15	-	-	-	-
C162	Manufacture of products of wood, cork, straw and plaiting materials	14	-	-	-	-
C170	Manufacture of paper and paper products	6	-	-	-	-
C181	Printing and service activities related to printing	92	-	-	-	-
C192	Manufacture of refined petroleum products	3	-	-	-	-
C201	Manufacture of basic chemicals	11	13,244	2,759	3,630	3,505
C202	Manufacture of other chemical products, n.e.c.	4	-	-	-	-
C210	Manufacture of pharmaceuticals, medicinal chemical and botanical products	S	S	S	S	S
C221	Manufacture of rubber products	S	S	S	S	S
C222	Manufacture of plastics products	22	-	-	-	-
C231	Manufacture of glass and glass products	3	-	-	-	-
C239	Manufacture of non-metallic mineral products, n.e.c.	38	7,948	-	7,948	-
C241	Manufacture of basic iron and steel	10	632	-	-	553
C243	Casting of metals	3	-	-	-	-
C251	Manufacture of structural metal products, tanks, reservoirs and steam generators	26	-	-	-	-
C259	Manufacture of other fabricated metal products; metal working service activities	17	200	-	-	-
C264	Manufacture of consumer electronics	S	S	S	S	S

Table 8.1 Number of Establishments and Sale of Tangible Fixed Assets by Type for Manufacturing Establishments by Region and Industry Group: Philippines, 2018

(Values are in thousand PhP, except number of establishments. Details may not add-up to total due to rounding and/or statistical disclosure control.)

Continued

2009 PSIC Code	Region / Industry Description	Number of Establishments	Sale of Tangible Fixed Assets			
			Total	Land	Buildings, Other Structures and Land Improvements	Transport Equipment
C271	Manufacture of electric motors, generators, transformers and electricity distribution and control apparatus	S	S	S	S	S
C281	Manufacture of general purpose machinery	S	S	S	S	S
C282	Manufacture of special purpose machinery	S	S	S	S	S
C291	Manufacture of motor vehicles	3	-	-	-	-
C293	Manufacture of parts and accessories for motor vehicles	3	-	-	-	-
C310	Manufacture of furniture	39	-	-	-	-
C321	Manufacture of jewelry, bijouterie and related articles	S	S	S	S	S
C324	Manufacture of games and toys	S	S	S	S	S
C329	Other manufacturing, n.e.c.	S	S	S	S	S
C331	Repair of fabricated metal products, machinery and equipment	49	9,812	-	943	2,358
XI - Davao Region		1,478	213,888	55,812	22,329	88,993
C101	Processing and preserving of meat	13	-	-	-	-
C102	Processing and preserving of fish, crustaceans and mollusks	5	-	-	-	-
C103	Processing and preserving of fruits and vegetables	13	-	-	-	-
C104	Manufacture of vegetable and animal oils and fats	17	-	-	-	-
C105	Manufacture of dairy products	5	-	-	-	-
C106	Manufacture of grain mill products, starches and starch products	131	-	-	-	-
C107	Manufacture of other food products	430	-	-	-	-
C108	Manufacture of prepared animal feeds	7	80,153	-	-	80,153
C110	Manufacture of beverages	270	38,623	-	-	3,758
C120	Manufacture of tobacco products	S	S	S	S	S
C139	Manufacture of other textiles	19	1,235	-	500	500
C141	Manufacture of wearing apparel, except fur apparel	23	-	-	-	-
C142	Custom tailoring and dressmaking	41	-	-	-	-
C152	Manufacture of footwear	5	-	-	-	-
C161	Sawmilling and planing of wood	3	-	-	-	-
C162	Manufacture of products of wood, cork, straw and plaiting materials	31	-	-	-	-
C170	Manufacture of paper and paper products	15	3,993	-	-	-
C181	Printing and service activities related to printing	123	-	-	-	-
C192	Manufacture of refined petroleum products	S	S	S	S	S
C201	Manufacture of basic chemicals	22	-	-	-	-

Table 8.1 Number of Establishments and Sale of Tangible Fixed Assets by Type for Manufacturing Establishments by Region and Industry Group: Philippines, 2018

(Values are in thousand PhP, except number of establishments. Details may not add-up to total due to rounding and/or statistical disclosure control.)

Continued

2009 PSIC Code	Region / Industry Description	Number of Establishments	Sale of Tangible Fixed Assets			
			Total	Land	Buildings, Other Structures and Land Improvements	Transport Equipment
		(1)	(2)	(3)	(4)	(5)
C202	Manufacture of other chemical products, n.e.c.	8	11,624	-	-	4,141
C210	Manufacture of pharmaceuticals, medicinal chemical and botanical products	8	-	-	-	-
C221	Manufacture of rubber products	4	-	-	-	-
C222	Manufacture of plastics products	42	56,430	55,812	-	441
C231	Manufacture of glass and glass products	4	-	-	-	-
C239	Manufacture of non-metallic mineral products, n.e.c.	46	21,829	-	21,829	-
C241	Manufacture of basic iron and steel	11	-	-	-	-
C242	Manufacture of basic precious and other non-ferrous metals	3	-	-	-	-
C243	Casting of metals	S	S	S	S	S
C251	Manufacture of structural metal products, tanks, reservoirs and steam generators	15	-	-	-	-
C252	Manufacture of weapons and ammunition	S	S	S	S	S
C259	Manufacture of other fabricated metal products; metal working service activities	10	-	-	-	-
C265	Manufacture of measuring, testing, navigating and control equipment; watches and clocks	S	S	S	S	S
C271	Manufacture of electric motors, generators, transformers and electricity distribution and control apparatus	S	S	S	S	S
C275	Manufacture of domestic appliances	3	-	-	-	-
C281	Manufacture of general purpose machinery	4	-	-	-	-
C282	Manufacture of special purpose machinery	26	-	-	-	-
C291	Manufacture of motor vehicles	S	S	S	S	S
C293	Manufacture of parts and accessories for motor vehicles	3	-	-	-	-
C301	Building of ships and boats	S	S	S	S	S
C310	Manufacture of furniture	48	-	-	-	-
C321	Manufacture of jewelry, bijouterie and related articles	5	-	-	-	-
C329	Other manufacturing, n.e.c.	11	-	-	-	-
C331	Repair of fabricated metal products, machinery and equipment	44	-	-	-	-
	XII - SOCCSKSARGEN	1,220	22,474	3,150	-	4,397
C101	Processing and preserving of meat	6	-	-	-	-
C102	Processing and preserving of fish, crustaceans and mollusks	24	-	-	-	-
C103	Processing and preserving of fruits and vegetables	S	S	S	S	S

Table 8.1 Number of Establishments and Sale of Tangible Fixed Assets by Type for Manufacturing Establishments by Region and Industry Group: Philippines, 2018

(Values are in thousand PhP, except number of establishments. Details may not add-up to total due to rounding and/or statistical disclosure control.)

Continued

2009 PSIC Code	Region / Industry Description	Number of Establishments	Sale of Tangible Fixed Assets			
			Total	Land	Buildings, Other Structures and Land Improvements	Transport Equipment
		(1)	(2)	(3)	(4)	(5)
C104	Manufacture of vegetable and animal oils and fats	7	13,785	-	-	-
C105	Manufacture of dairy products	3	-	-	-	-
C106	Manufacture of grain mill products, starches and starch products	180	3,150	3,150	-	-
C107	Manufacture of other food products	390	4,397	-	-	4,397
C108	Manufacture of prepared animal feeds	3	-	-	-	-
C110	Manufacture of beverages	250	-	-	-	-
C131	Spinning, weaving and finishing of textiles	6	-	-	-	-
C139	Manufacture of other textiles	3	-	-	-	-
C141	Manufacture of wearing apparel, except fur apparel	13	-	-	-	-
C142	Custom tailoring and dressmaking	51	-	-	-	-
C161	Sawmilling and planing of wood	7	-	-	-	-
C162	Manufacture of products of wood, cork, straw and plaiting materials	8	-	-	-	-
C170	Manufacture of paper and paper products	4	1,142	-	-	-
C181	Printing and service activities related to printing	107	-	-	-	-
C192	Manufacture of refined petroleum products	S	S	S	S	S
C201	Manufacture of basic chemicals	10	-	-	-	-
C202	Manufacture of other chemical products, n.e.c.	S	S	S	S	S
C221	Manufacture of rubber products	S	S	S	S	S
C222	Manufacture of plastics products	S	S	S	S	S
C231	Manufacture of glass and glass products	S	S	S	S	S
C239	Manufacture of non-metallic mineral products, n.e.c.	32	-	-	-	-
C241	Manufacture of basic iron and steel	12	-	-	-	-
C243	Casting of metals	S	S	S	S	S
C251	Manufacture of structural metal products, tanks, reservoirs and steam generators	13	-	-	-	-
C259	Manufacture of other fabricated metal products; metal working service activities	42	-	-	-	-
C301	Building of ships and boats	S	S	S	S	S
C310	Manufacture of furniture	10	-	-	-	-
C323	Manufacture of sports goods	S	S	S	S	S
C331	Repair of fabricated metal products, machinery and equipment	29	-	-	-	-
	XIII - Caraga	1,050	-	-	-	-
C101	Processing and preserving of meat	9	-	-	-	-
C102	Processing and preserving of fish, crustaceans and mollusks	S	S	S	S	S

Table 8.1 Number of Establishments and Sale of Tangible Fixed Assets by Type for Manufacturing Establishments by Region and Industry Group: Philippines, 2018

(Values are in thousand PhP, except number of establishments. Details may not add-up to total due to rounding and/or statistical disclosure control.)

Continued

2009 PSIC Code	Region / Industry Description	Number of Establishments	Sale of Tangible Fixed Assets			
			Total	Land	Buildings, Other Structures and Land Improvements	Transport Equipment
		(1)	(2)	(3)	(4)	(5)
C103	Processing and preserving of fruits and vegetables	S	S	S	S	S
C104	Manufacture of vegetable and animal oils and fats	5	-	-	-	-
C106	Manufacture of grain mill products, starches and starch products	46	-	-	-	-
C107	Manufacture of other food products	498	-	-	-	-
C108	Manufacture of prepared animal feeds	4	-	-	-	-
C110	Manufacture of beverages	167	-	-	-	-
C139	Manufacture of other textiles	3	-	-	-	-
C141	Manufacture of wearing apparel, except fur apparel	3	-	-	-	-
C142	Custom tailoring and dressmaking	22	-	-	-	-
C161	Sawmilling and planing of wood	7	-	-	-	-
C162	Manufacture of products of wood, cork, straw and plaiting materials	10	-	-	-	-
C181	Printing and service activities related to printing	86	-	-	-	-
C201	Manufacture of basic chemicals	S	S	S	S	S
C202	Manufacture of other chemical products, n.e.c.	13	-	-	-	-
C231	Manufacture of glass and glass products	S	S	S	S	S
C239	Manufacture of non-metallic mineral products, n.e.c.	35	-	-	-	-
C241	Manufacture of basic iron and steel	3	-	-	-	-
C242	Manufacture of basic precious and other non-ferrous metals	S	S	S	S	S
C259	Manufacture of other fabricated metal products; metal working service activities	32	-	-	-	-
C275	Manufacture of domestic appliances	3	-	-	-	-
C301	Building of ships and boats	S	S	S	S	S
C309	Manufacture of transport equipment, n.e.c.	7	-	-	-	-
C310	Manufacture of furniture	29	-	-	-	-
C321	Manufacture of jewelry, bijouterie and related articles	9	-	-	-	-
C324	Manufacture of games and toys	3	-	-	-	-
C329	Other manufacturing, n.e.c.	12	-	-	-	-
C331	Repair of fabricated metal products, machinery and equipment	34	-	-	-	-
	Autonomous Region in Muslim Mindanao	343	-	-	-	-
C104	Manufacture of vegetable and animal oils and fats	S	S	S	S	S

Table 8.1 Number of Establishments and Sale of Tangible Fixed Assets by Type for Manufacturing Establishments by Region and Industry Group: Philippines, 2018

(Values are in thousand PhP, except number of establishments. Details may not add-up to total due to rounding and/or statistical disclosure control.)

Continued

2009 PSIC Code	Region / Industry Description	Number of Establishments	Sale of Tangible Fixed Assets			
			Total	Land	Buildings, Other Structures and Land Improvements	Transport Equipment
		(1)	(2)	(3)	(4)	(5)
C106	Manufacture of grain mill products, starches and starch products	46	-	-	-	-
C107	Manufacture of other food products	83	-	-	-	-
C108	Manufacture of prepared animal feeds	3	-	-	-	-
C110	Manufacture of beverages	124	-	-	-	-
C142	Custom tailoring and dressmaking	22	-	-	-	-
C181	Printing and service activities related to printing	46	-	-	-	-
C221	Manufacture of rubber products	S	S	S	S	S
C239	Manufacture of non-metallic mineral products, n.e.c.	7	-	-	-	-
C251	Manufacture of structural metal products, tanks, reservoirs and steam generators	5	-	-	-	-
C310	Manufacture of furniture	5	-	-	-	-

Table 8.1 Number of Establishments and Sale of Tangible Fixed Assets by Type for Manufacturing Establishments by Region and Industry Group: Philippines, 2018

(Values are in thousand pesos, except number of establishments. Details may not add-up to total due to rounding and/or statistical disclosure control.)

Continued

2009 PSIC Code	Region / Industry Description	Sale of Tangible Fixed Assets					
		ICT Machinery and Equipment	Specialized Industrial Machineries	General Industrial Machinery and Equipment	Other Machinery and Equipment	Valuables	Other Tangible Fixed Assets
		(6)	(7)	(8)	(9)	(10)	(11)
	Philippines	207,972	3,052,818	2,243,717	235,135	5	288,870
C101	Processing and preserving of meat	-	-	-	-	-	-
C102	Processing and preserving of fish, crustaceans and mollusks	-	-	-	-	-	-
C103	Processing and preserving of fruits and vegetables	19	-	-	-	-	-
C104	Manufacture of vegetable and animal oils and fats	-	131,578	-	-	-	222
C105	Manufacture of dairy products	-	129	-	9,464	-	544
C106	Manufacture of grain mill products, starches and starch products	-	-	-	-	-	-
C107	Manufacture of other food products	-	2,389,337	553,883	-	-	87,558
C108	Manufacture of prepared animal feeds	22	13,856	-	-	-	70
C110	Manufacture of beverages	-	-	132,054	-	-	-
C120	Manufacture of tobacco products	-	-	-	-	-	-
C131	Spinning, weaving and finishing of textiles	4,520	-	647	-	-	192
C139	Manufacture of other textiles	10	100	122	10	5	10
C141	Manufacture of wearing apparel, except fur apparel	193	-	2,149	-	-	301
C142	Custom tailoring and dressmaking	-	-	-	-	-	-
C143	Manufacture of knitted and crocheted apparel	-	-	-	-	-	-
C151	Tanning and dressing of leather; manufacture of luggage and handbags	-	-	-	-	-	-
C152	Manufacture of footwear	-	2,258	6	-	-	-
C161	Sawmilling and planing of wood	-	-	-	-	-	-
C162	Manufacture of products of wood, cork, straw and plaiting materials	-	-	-	-	-	-
C170	Manufacture of paper and paper products	-	6,745	107,370	-	-	4,045
C181	Printing and service activities related to printing	2,282	42,795	-	-	-	44
C182	Reproduction of recorded media	-	-	-	-	-	-
C192	Manufacture of refined petroleum products	-	-	-	-	-	-
C199	Manufacture of other fuel products	-	-	-	-	-	-
C201	Manufacture of basic chemicals	3,740	478	65,082	-	-	-
C202	Manufacture of other chemical products, n.e.c.	206	11,489	1,425	-	-	6,312
C203	Manufacture of man-made fibers	S	S	S	S	S	S
C210	Manufacture of pharmaceuticals, medicinal chemical and botanical products	-	-	535	-	-	36,592
C221	Manufacture of rubber products	-	10,942	3,880	-	-	14
C222	Manufacture of plastics products	12	54,680	6,172	-	-	263
C231	Manufacture of glass and glass products	-	-	-	-	-	-

Table 8.1 Number of Establishments and Sale of Tangible Fixed Assets by Type for Manufacturing Establishments by Region and Industry Group: Philippines, 2018

(Values are in thousand pesos, except number of establishments. Details may not add-up to total due to rounding and/or statistical disclosure control.)

Continued

2009 PSIC Code	Region / Industry Description	Sale of Tangible Fixed Assets					
		ICT Machinery and Equipment	Specialized Industrial Machineries	General Industrial Machinery and Equipment	Other Machinery and Equipment	Valuables	Other Tangible Fixed Assets
		(6)	(7)	(8)	(9)	(10)	(11)
C239	Manufacture of non-metallic mineral products, n.e.c.	-	2,513	13,698	-	-	188
C241	Manufacture of basic iron and steel	474	2,045	340	-	-	11
C242	Manufacture of basic precious and other non-ferrous metals	-	23,111	-	-	-	-
C243	Casting of metals	-	-	-	-	-	-
C251	Manufacture of structural metal products, tanks, reservoirs and steam generators	-	6,402	1,058	-	-	500
C252	Manufacture of weapons and ammunition	-	-	-	-	-	-
C259	Manufacture of other fabricated metal products; metal working service activities	1	21,682	10,022	-	-	844
C261	Manufacture of electronic components	189,475	70,805	313,496	1,168	-	20,929
C262	Manufacture of computers and peripheral equipment and accessories	1	109,795	677,230	-	-	3
C263	Manufacture of communication equipment	-	2,070	-	-	-	-
C264	Manufacture of consumer electronics	4	-	9,528	-	-	-
C265	Manufacture of measuring, testing, navigating and control equipment; watches and clocks	-	-	-	-	-	-
C267	Manufacture of optical instruments and photographic equipment	12	12,031	243,659	218,974	-	-
C271	Manufacture of electric motors, generators, transformers and electricity distribution and control apparatus	63	-	4,682	-	-	-
C272	Manufacture of batteries and accumulators	-	-	-	-	-	-
C273	Manufacture of wiring and wiring devices	56	895	48	-	-	-
C274	Manufacture of electric lighting equipment	-	-	-	-	-	-
C275	Manufacture of domestic appliances	-	-	-	-	-	-
C279	Manufacture of other electrical equipment	1,629	-	2,746	-	-	948
C281	Manufacture of general purpose machinery	2,224	11,505	1,440	-	-	2,016
C282	Manufacture of special purpose machinery	57	-	313	-	-	-
C291	Manufacture of motor vehicles	-	6,325	-	593	-	11
C292	Manufacture of bodies (coachwork) for motor vehicles; manufacture of trailers and semi-trailers	-	-	-	-	-	-
C293	Manufacture of parts and accessories for motor vehicles	-	34,906	13,960	2,446	-	1,813
C301	Building of ships and boats	-	-	55,034	-	-	-
C302	Manufacture of railway locomotive and rolling stock	S	S	S	S	S	S

Table 8.1 Number of Establishments and Sale of Tangible Fixed Assets by Type for Manufacturing Establishments by Region and Industry Group: Philippines, 2018

(Values are in thousand PhP, except number of establishments. Details may not add-up to total due to rounding and/or statistical disclosure control.)

Continued

2009 PSIC Code	Region / Industry Description	Sale of Tangible Fixed Assets					
		ICT Machinery and Equipment	Specialized Industrial Machineries	General Industrial Machinery and Equipment	Other Machinery and Equipment	Valuables	Other Tangible Fixed Assets
		(6)	(7)	(8)	(9)	(10)	(11)
C303	Manufacture of air and spacecraft and related machinery	-	60,517	-	-	-	-
C309	Manufacture of transport equipment, n.e.c.	2,038	9,449	1,344	-	-	9,516
C310	Manufacture of furniture	935	8,721	402	-	-	971
C321	Manufacture of jewelry, bijouterie and related articles	-	-	-	-	-	-
C322	Manufacture of musical instruments	-	-	-	-	-	-
C323	Manufacture of sports goods	-	-	-	-	-	-
C324	Manufacture of games and toys	-	-	-	-	-	-
C325	Manufacture of medical and dental instruments and supplies	-	-	-	2,480	-	5,160
C329	Other manufacturing, n.e.c.	-	-	-	-	-	-
C331	Repair of fabricated metal products, machinery and equipment	-	5,659	21,392	-	-	109,793
C332	Installation of industrial machinery and equipment	-	-	-	-	-	-
	National Capital Region	189,578	187,934	152,299	10,961	-	172,499
C101	Processing and preserving of meat	-	-	-	-	-	-
C102	Processing and preserving of fish, crustaceans and mollusks	-	-	-	-	-	-
C103	Processing and preserving of fruits and vegetables	19	-	-	-	-	-
C104	Manufacture of vegetable and animal oils and fats	-	117,793	-	-	-	-
C105	Manufacture of dairy products	-	-	-	9,464	-	544
C106	Manufacture of grain mill products, starches and starch products	-	-	-	-	-	-
C107	Manufacture of other food products	-	15,080	187	-	-	9
C108	Manufacture of prepared animal feeds	-	-	-	-	-	-
C110	Manufacture of beverages	-	-	23,370	-	-	-
C120	Manufacture of tobacco products	-	-	-	-	-	-
C131	Spinning, weaving and finishing of textiles	-	-	-	-	-	-
C139	Manufacture of other textiles	-	-	22	-	-	-
C141	Manufacture of wearing apparel, except fur apparel	-	-	-	-	-	-
C142	Custom tailoring and dressmaking	-	-	-	-	-	-
C143	Manufacture of knitted and crocheted apparel	-	-	-	-	-	-
C151	Tanning and dressing of leather; manufacture of luggage and handbags	-	-	-	-	-	-
C152	Manufacture of footwear	-	-	-	-	-	-
C161	Sawmilling and planing of wood	-	-	-	-	-	-
C162	Manufacture of products of wood, cork, straw and plaiting materials	-	-	-	-	-	-

Table 8.1 Number of Establishments and Sale of Tangible Fixed Assets by Type for Manufacturing Establishments by Region and Industry Group: Philippines, 2018

(Values are in thousand PhP, except number of establishments. Details may not add-up to total due to rounding and/or statistical disclosure control.)

Continued

2009 PSIC Code	Region / Industry Description	Sale of Tangible Fixed Assets					
		ICT Machinery and Equipment	Specialized Industrial Machineries	General Industrial Machinery and Equipment	Other Machinery and Equipment	Valuables	Other Tangible Fixed Assets
		(6)	(7)	(8)	(9)	(10)	(11)
C170	Manufacture of paper and paper products	-	-	106,972	-	-	4,045
C181	Printing and service activities related to printing	-	42,795	-	-	-	44
C192	Manufacture of refined petroleum products	-	-	-	-	-	-
C199	Manufacture of other fuel products	S	S	S	S	S	S
C201	Manufacture of basic chemicals	-	-	-	-	-	-
C202	Manufacture of other chemical products, n.e.c.	206	7,708	-	-	-	180
C203	Manufacture of man-made fibers	S	S	S	S	S	S
C210	Manufacture of pharmaceuticals, medicinal chemical and botanical products	-	-	-	-	-	36,592
C221	Manufacture of rubber products	-	-	-	-	-	-
C222	Manufacture of plastics products	-	-	10	-	-	-
C231	Manufacture of glass and glass products	-	-	-	-	-	-
C239	Manufacture of non-metallic mineral products, n.e.c.	-	2,513	-	-	-	-
C241	Manufacture of basic iron and steel	395	2,045	340	-	-	-
C242	Manufacture of basic precious and other non-ferrous metals	-	-	-	-	-	-
C243	Casting of metals	-	-	-	-	-	-
C251	Manufacture of structural metal products, tanks, reservoirs and steam generators	-	-	-	-	-	500
C252	Manufacture of weapons and ammunition	-	-	-	-	-	-
C259	Manufacture of other fabricated metal products; metal working service activities	-	-	-	-	-	62
C261	Manufacture of electronic components	188,902	-	-	-	-	20,870
C262	Manufacture of computers and peripheral equipment and accessories	S	S	S	S	S	S
C264	Manufacture of consumer electronics	-	-	-	-	-	-
C265	Manufacture of measuring, testing, navigating and control equipment; watches and clocks	-	-	-	-	-	-
C267	Manufacture of optical instruments and photographic equipment	S	S	S	S	S	S
C271	Manufacture of electric motors, generators, transformers and electricity distribution and control apparatus	-	-	-	-	-	-
C272	Manufacture of batteries and accumulators	S	S	S	S	S	S
C273	Manufacture of wiring and wiring devices	-	-	-	-	-	-
C274	Manufacture of electric lighting equipment	-	-	-	-	-	-
C275	Manufacture of domestic appliances	-	-	-	-	-	-

Table 8.1 Number of Establishments and Sale of Tangible Fixed Assets by Type for Manufacturing Establishments by Region and Industry Group: Philippines, 2018

(Values are in thousand PhP, except number of establishments. Details may not add-up to total due to rounding and/or statistical disclosure control.)

Continued

2009 PSIC Code	Region / Industry Description	Sale of Tangible Fixed Assets					
		ICT Machinery and Equipment	Specialized Industrial Machineries	General Industrial Machinery and Equipment	Other Machinery and Equipment	Valuables	Other Tangible Fixed Assets
		(6)	(7)	(8)	(9)	(10)	(11)
C279	Manufacture of other electrical equipmentQ	-	-	-	-	-	-
C281	Manufacture of general purpose machinery	-	-	-	-	-	-
C282	Manufacture of special purpose machinery	57	-	313	-	-	-
C291	Manufacture of motor vehicles	-	-	-	-	-	-
C292	Manufacture of bodies (coachwork) for motor vehicles; manufacture of trailers and semi-trailers	-	-	-	-	-	-
C293	Manufacture of parts and accessories for motor vehicles	-	-	-	-	-	-
C301	Building of ships and boats	-	-	-	-	-	-
C303	Manufacture of air and spacecraft and related machinery	S	S	S	S	S	S
C309	Manufacture of transport equipment, n.e.c.	-	-	-	-	-	395
C310	Manufacture of furniture	-	-	-	-	-	-
C321	Manufacture of jewelry, bijouterie and related articles	-	-	-	-	-	-
C322	Manufacture of musical instruments	S	S	S	S	S	S
C323	Manufacture of sports goods	-	-	-	-	-	-
C324	Manufacture of games and toys	-	-	-	-	-	-
C325	Manufacture of medical and dental instruments and supplies	-	-	-	1,497	-	-
C329	Other manufacturing, n.e.c.	-	-	-	-	-	-
C331	Repair of fabricated metal products, machinery and equipment	-	-	21,085	-	-	109,247
C332	Installation of industrial machinery and equipment	-	-	-	-	-	-
	Cordillera Administrative Region	-	60,517	-	-	-	-
C101	Processing and preserving of meat	-	-	-	-	-	-
C102	Processing and preserving of fish, crustaceans and mollusks	-	-	-	-	-	-
C103	Processing and preserving of fruits and vegetables	-	-	-	-	-	-
C105	Manufacture of dairy products	S	S	S	S	S	S
C106	Manufacture of grain mill products, starches and starch products	-	-	-	-	-	-
C107	Manufacture of other food products	-	-	-	-	-	-
C110	Manufacture of beverages	-	-	-	-	-	-
C131	Spinning, weaving and finishing of textiles	-	-	-	-	-	-
C139	Manufacture of other textiles	-	-	-	-	-	-
C141	Manufacture of wearing apparel, except fur apparel	S	S	S	S	S	S

Table 8.1 Number of Establishments and Sale of Tangible Fixed Assets by Type for Manufacturing Establishments by Region and Industry Group: Philippines, 2018

(Values are in thousand PhP, except number of establishments. Details may not add-up to total due to rounding and/or statistical disclosure control.)

Continued

2009 PSIC Code	Region / Industry Description	Sale of Tangible Fixed Assets					
		ICT Machinery and Equipment	Specialized Industrial Machineries	General Industrial Machinery and Equipment	Other Machinery and Equipment	Valuables	Other Tangible Fixed Assets
		(6)	(7)	(8)	(9)	(10)	(11)
C142	Custom tailoring and dressmaking	-	-	-	-	-	-
C162	Manufacture of products of wood, cork, straw and plaiting materials	-	-	-	-	-	-
C181	Printing and service activities related to printing	-	-	-	-	-	-
C201	Manufacture of basic chemicals	-	-	-	-	-	-
C221	Manufacture of rubber products	-	-	-	-	-	-
C222	Manufacture of plastics products	S	S	S	S	S	S
C231	Manufacture of glass and glass products	S	S	S	S	S	S
C239	Manufacture of non-metallic mineral products, n.e.c.	-	-	-	-	-	-
C241	Manufacture of basic iron and steel	-	-	-	-	-	-
C251	Manufacture of structural metal products, tanks, reservoirs and steam generators	-	-	-	-	-	-
C259	Manufacture of other fabricated metal products; metal working service activities	-	-	-	-	-	-
C261	Manufacture of electronic components	S	S	S	S	S	S
C303	Manufacture of air and spacecraft and related machinery	S	S	S	S	S	S
C310	Manufacture of furniture	-	-	-	-	-	-
C321	Manufacture of jewelry, bijouterie and related articles	S	S	S	S	S	S
	I - Ilocos Region	-	-	-	-	-	-
C101	Processing and preserving of meat	-	-	-	-	-	-
C102	Processing and preserving of fish, crustaceans and mollusks	-	-	-	-	-	-
C103	Processing and preserving of fruits and vegetables	-	-	-	-	-	-
C105	Manufacture of dairy products	S	S	S	S	S	S
C106	Manufacture of grain mill products, starches and starch products	-	-	-	-	-	-
C107	Manufacture of other food products	-	-	-	-	-	-
C108	Manufacture of prepared animal feeds	-	-	-	-	-	-
C110	Manufacture of beverages	-	-	-	-	-	-
C120	Manufacture of tobacco products	S	S	S	S	S	S
C131	Spinning, weaving and finishing of textiles	-	-	-	-	-	-
C141	Manufacture of wearing apparel, except fur apparel	-	-	-	-	-	-
C142	Custom tailoring and dressmaking	-	-	-	-	-	-
C152	Manufacture of footwear	-	-	-	-	-	-
C162	Manufacture of products of wood, cork, straw and plaiting materials	-	-	-	-	-	-
C170	Manufacture of paper and paper products	-	-	-	-	-	-

Table 8.1 Number of Establishments and Sale of Tangible Fixed Assets by Type for Manufacturing Establishments by Region and Industry Group: Philippines, 2018

(Values are in thousand pesos, except number of establishments. Details may not add-up to total due to rounding and/or statistical disclosure control.)

Continued

2009 PSIC Code	Region / Industry Description	Sale of Tangible Fixed Assets					
		ICT Machinery and Equipment	Specialized Industrial Machineries	General Industrial Machinery and Equipment	Other Machinery and Equipment	Valuables	Other Tangible Fixed Assets
		(6)	(7)	(8)	(9)	(10)	(11)
C181	Printing and service activities related to printing	-	-	-	-	-	-
C201	Manufacture of basic chemicals	-	-	-	-	-	-
C210	Manufacture of pharmaceuticals, medicinal chemical and botanical products	S	S	S	S	S	S
C221	Manufacture of rubber products	-	-	-	-	-	-
C231	Manufacture of glass and glass products	-	-	-	-	-	-
C239	Manufacture of non-metallic mineral products, n.e.c.	-	-	-	-	-	-
C241	Manufacture of basic iron and steel	-	-	-	-	-	-
C251	Manufacture of structural metal products, tanks, reservoirs and steam generators	-	-	-	-	-	-
C259	Manufacture of other fabricated metal products; metal working service activities	-	-	-	-	-	-
C273	Manufacture of wiring and wiring devices	S	S	S	S	S	S
C282	Manufacture of special purpose machinery	S	S	S	S	S	S
C292	Manufacture of bodies (coachwork) for motor vehicles; manufacture of trailers and semi-trailers	-	-	-	-	-	-
C293	Manufacture of parts and accessories for motor vehicles	-	-	-	-	-	-
C309	Manufacture of transport equipment, n.e.c.	-	-	-	-	-	-
C321	Manufacture of jewelry, bijouterie and related articles	S	S	S	S	S	S
C324	Manufacture of games and toys	S	S	S	S	S	S
C329	Other manufacturing, n.e.c.	-	-	-	-	-	-
C331	Repair of fabricated metal products, machinery and equipment	-	-	-	-	-	-
	II - Cagayan Valley	2,282	-	-	-	-	-
C101	Processing and preserving of meat	-	-	-	-	-	-
C102	Processing and preserving of fish, crustaceans and mollusks	-	-	-	-	-	-
C103	Processing and preserving of fruits and vegetables	-	-	-	-	-	-
C104	Manufacture of vegetable and animal oils and fats	S	S	S	S	S	S
C105	Manufacture of dairy products	-	-	-	-	-	-
C106	Manufacture of grain mill products, starches and starch products	-	-	-	-	-	-
C107	Manufacture of other food products	-	-	-	-	-	-
C108	Manufacture of prepared animal feeds	-	-	-	-	-	-
C110	Manufacture of beverages	-	-	-	-	-	-
C120	Manufacture of tobacco products	-	-	-	-	-	-

Table 8.1 Number of Establishments and Sale of Tangible Fixed Assets by Type for Manufacturing Establishments by Region and Industry Group: Philippines, 2018

(Values are in thousand PhP, except number of establishments. Details may not add-up to total due to rounding and/or statistical disclosure control.)

Continued

2009 PSIC Code	Region / Industry Description	Sale of Tangible Fixed Assets					
		ICT Machinery and Equipment	Specialized Industrial Machineries	General Industrial Machinery and Equipment	Other Machinery and Equipment	Valuables	Other Tangible Fixed Assets
		(6)	(7)	(8)	(9)	(10)	(11)
C131	Spinning, weaving and finishing of textiles	-	-	-	-	-	-
C139	Manufacture of other textiles	-	-	-	-	-	-
C142	Custom tailoring and dressmaking	-	-	-	-	-	-
C151	Tanning and dressing of leather; manufacture of luggage and handbags	-	-	-	-	-	-
C162	Manufacture of products of wood, cork, straw and plaiting materials	-	-	-	-	-	-
C181	Printing and service activities related to printing	2,282	-	-	-	-	-
C182	Reproduction of recorded media	-	-	-	-	-	-
C199	Manufacture of other fuel products	S	S	S	S	S	S
C201	Manufacture of basic chemicals	S	S	S	S	S	S
C222	Manufacture of plastics products	-	-	-	-	-	-
C239	Manufacture of non-metallic mineral products, n.e.c.	-	-	-	-	-	-
C241	Manufacture of basic iron and steel	-	-	-	-	-	-
C251	Manufacture of structural metal products, tanks, reservoirs and steam generators	-	-	-	-	-	-
C252	Manufacture of weapons and ammunition	S	S	S	S	S	S
C259	Manufacture of other fabricated metal products; metal working service activities	-	-	-	-	-	-
C279	Manufacture of other electrical equipment	-	-	-	-	-	-
C282	Manufacture of special purpose machinery	-	-	-	-	-	-
C310	Manufacture of furniture	-	-	-	-	-	-
C321	Manufacture of jewelry, bijouterie and related articles	-	-	-	-	-	-
C329	Other manufacturing, n.e.c.	S	S	S	S	S	S
C331	Repair of fabricated metal products, machinery and equipment	-	-	-	-	-	-
	III - Central Luzon	8,588	10,942	884,044	3,146	-	852
C101	Processing and preserving of meat	-	-	-	-	-	-
C102	Processing and preserving of fish, crustaceans and mollusks	-	-	-	-	-	-
C103	Processing and preserving of fruits and vegetables	-	-	-	-	-	-
C104	Manufacture of vegetable and animal oils and fats	-	-	-	-	-	-
C105	Manufacture of dairy products	-	-	-	-	-	-
C106	Manufacture of grain mill products, starches and starch products	-	-	-	-	-	-
C107	Manufacture of other food products	-	-	-	-	-	-
C108	Manufacture of prepared animal feeds	-	-	-	-	-	-

Table 8.1 Number of Establishments and Sale of Tangible Fixed Assets by Type for Manufacturing Establishments by Region and Industry Group: Philippines, 2018

(Values are in thousand PhP, except number of establishments. Details may not add-up to total due to rounding and/or statistical disclosure control.)

Continued

2009 PSIC Code	Region / Industry Description	Sale of Tangible Fixed Assets					
		ICT Machinery and Equipment	Specialized Industrial Machinery	General Industrial Machinery and Equipment	Other Machinery and Equipment	Valuables	Other Tangible Fixed Assets
		(6)	(7)	(8)	(9)	(10)	(11)
C110	Manufacture of beverages	-	-	37,311	-	-	-
C120	Manufacture of tobacco products	S	S	S	S	S	S
C131	Spinning, weaving and finishing of textiles	4,520	-	483	-	-	192
C139	Manufacture of other textiles	-	-	-	-	-	-
C141	Manufacture of wearing apparel, except fur apparel	193	-	2,149	-	-	301
C142	Custom tailoring and dressmaking	-	-	-	-	-	-
C143	Manufacture of knitted and crocheted apparel	-	-	-	-	-	-
C151	Tanning and dressing of leather; manufacture of luggage and handbags	-	-	-	-	-	-
C152	Manufacture of footwear	-	-	6	-	-	-
C161	Sawmilling and planing of wood	S	S	S	S	S	S
C162	Manufacture of products of wood, cork, straw and plaiting materials	-	-	-	-	-	-
C170	Manufacture of paper and paper products	-	-	338	-	-	-
C181	Printing and service activities related to printing	-	-	-	-	-	-
C192	Manufacture of refined petroleum products	-	-	-	-	-	-
C201	Manufacture of basic chemicals	3,740	-	61,733	-	-	-
C202	Manufacture of other chemical products, n.e.c.	-	-	-	-	-	-
C210	Manufacture of pharmaceuticals, medicinal chemical and botanical products	-	-	-	-	-	-
C221	Manufacture of rubber products	-	10,942	-	-	-	14
C222	Manufacture of plastics products	12	-	-	-	-	-
C231	Manufacture of glass and glass products	-	-	-	-	-	-
C239	Manufacture of non-metallic mineral products, n.e.c.	-	-	-	-	-	-
C241	Manufacture of basic iron and steel	-	-	-	-	-	-
C242	Manufacture of basic precious and other non-ferrous metals	-	-	-	-	-	-
C243	Casting of metals	-	-	-	-	-	-
C251	Manufacture of structural metal products, tanks, reservoirs and steam generators	-	-	-	-	-	-
C259	Manufacture of other fabricated metal products; metal working service activities	-	-	-	-	-	-
C261	Manufacture of electronic components	123	-	33,812	-	-	59
C262	Manufacture of computers and peripheral equipment and accessories	-	-	675,331	-	-	-
C263	Manufacture of communication equipment	S	S	S	S	S	S
C264	Manufacture of consumer electronics	-	-	-	-	-	-

Table 8.1 Number of Establishments and Sale of Tangible Fixed Assets by Type for Manufacturing Establishments by Region and Industry Group: Philippines, 2018

(Values are in thousand PhP, except number of establishments. Details may not add-up to total due to rounding and/or statistical disclosure control.)

Continued

2009 PSIC Code	Region / Industry Description	Sale of Tangible Fixed Assets					
		ICT Machinery and Equipment	Specialized Industrial Machineries	General Industrial Machinery and Equipment	Other Machinery and Equipment	Valuables	Other Tangible Fixed Assets
		(6)	(7)	(8)	(9)	(10)	(11)
C265	Manufacture of measuring, testing, navigating and control equipment; watches and clocks	-	-	-	-	-	-
C271	Manufacture of electric motors, generators, transformers and electricity distribution and control apparatus	-	-	4,123	-	-	-
C272	Manufacture of batteries and accumulators	S	S	S	S	S	S
C273	Manufacture of wiring and wiring devices	-	-	-	-	-	-
C274	Manufacture of electric lighting equipment	-	-	-	-	-	-
C275	Manufacture of domestic appliances	-	-	-	-	-	-
C279	Manufacture of other electrical equipment	-	-	-	-	-	-
C281	Manufacture of general purpose machinery	-	-	631	-	-	285
C282	Manufacture of special purpose machinery	-	-	-	-	-	-
C291	Manufacture of motor vehicles	-	-	-	-	-	-
C292	Manufacture of bodies (coachwork) for motor vehicles; manufacture of trailers and semi-trailers	S	S	S	S	S	S
C293	Manufacture of parts and accessories for motor vehicles	-	-	13,092	2,446	-	-
C301	Building of ships and boats	S	S	S	S	S	S
C303	Manufacture of air and spacecraft and related machinery	-	-	-	-	-	-
C309	Manufacture of transport equipment, n.e.c.	-	-	-	-	-	-
C310	Manufacture of furniture	-	-	-	-	-	-
C321	Manufacture of jewelry, bijouterie and related articles	-	-	-	-	-	-
C322	Manufacture of musical instruments	S	S	S	S	S	S
C323	Manufacture of sports goods	-	-	-	-	-	-
C324	Manufacture of games and toys	-	-	-	-	-	-
C325	Manufacture of medical and dental instruments and supplies	-	-	-	699	-	-
C329	Other manufacturing, n.e.c.	-	-	-	-	-	-
C331	Repair of fabricated metal products, machinery and equipment	-	-	-	-	-	-
C332	Installation of industrial machinery and equipment	S	S	S	S	S	S
	IVA - CALABARZON	6,498	2,718,577	575,155	221,014	-	103,686
C101	Processing and preserving of meat	-	-	-	-	-	-
C102	Processing and preserving of fish, crustaceans and mollusks	-	-	-	-	-	-

Table 8.1 Number of Establishments and Sale of Tangible Fixed Assets by Type for Manufacturing Establishments by Region and Industry Group: Philippines, 2018

(Values are in thousand PhP, except number of establishments. Details may not add-up to total due to rounding and/or statistical disclosure control.)

Continued

2009 PSIC Code	Region / Industry Description	Sale of Tangible Fixed Assets					
		ICT Machinery and Equipment	Specialized Industrial Machineries	General Industrial Machinery and Equipment	Other Machinery and Equipment	Valuables	Other Tangible Fixed Assets
		(6)	(7)	(8)	(9)	(10)	(11)
C103	Processing and preserving of fruits and vegetables	-	-	-	-	-	-
C104	Manufacture of vegetable and animal oils and fats	-	-	-	-	-	-
C105	Manufacture of dairy products	-	-	-	-	-	-
C106	Manufacture of grain mill products, starches and starch products	-	-	-	-	-	-
C107	Manufacture of other food products	-	2,374,231	128	-	-	83,503
C108	Manufacture of prepared animal feeds	22	-	-	-	-	70
C110	Manufacture of beverages	-	-	589	-	-	-
C120	Manufacture of tobacco products	-	-	-	-	-	-
C131	Spinning, weaving and finishing of textiles	-	-	164	-	-	-
C139	Manufacture of other textiles	-	-	-	-	-	-
C141	Manufacture of wearing apparel, except fur apparel	-	-	-	-	-	-
C142	Custom tailoring and dressmaking	-	-	-	-	-	-
C143	Manufacture of knitted and crocheted apparel	-	-	-	-	-	-
C151	Tanning and dressing of leather; manufacture of luggage and handbags	-	-	-	-	-	-
C152	Manufacture of footwear	-	2,258	-	-	-	-
C161	Sawmilling and planing of wood	S	S	S	S	S	S
C162	Manufacture of products of wood, cork, straw and plaiting materials	-	-	-	-	-	-
C170	Manufacture of paper and paper products	-	-	-	-	-	-
C181	Printing and service activities related to printing	-	-	-	-	-	-
C182	Reproduction of recorded media	S	S	S	S	S	S
C192	Manufacture of refined petroleum products	S	S	S	S	S	S
C199	Manufacture of other fuel products	S	S	S	S	S	S
C201	Manufacture of basic chemicals	-	-	-	-	-	-
C202	Manufacture of other chemical products, n.e.c.	-	3,781	-	-	-	74
C210	Manufacture of pharmaceuticals, medicinal chemical and botanical products	-	-	535	-	-	-
C221	Manufacture of rubber products	-	-	3,880	-	-	-
C222	Manufacture of plastics products	-	54,680	5,985	-	-	263
C231	Manufacture of glass and glass products	-	-	-	-	-	-
C239	Manufacture of non-metallic mineral products, n.e.c.	-	-	13,698	-	-	188
C241	Manufacture of basic iron and steel	-	-	-	-	-	-
C242	Manufacture of basic precious and other non-ferrous metals	-	-	-	-	-	-
C243	Casting of metals	-	-	-	-	-	-

Table 8.1 Number of Establishments and Sale of Tangible Fixed Assets by Type for Manufacturing Establishments by Region and Industry Group: Philippines, 2018

(Values are in thousand PhP, except number of establishments. Details may not add-up to total due to rounding and/or statistical disclosure control.)

Continued

2009 PSIC Code	Region / Industry Description	Sale of Tangible Fixed Assets					
		ICT Machinery and Equipment	Specialized Industrial Machineries	General Industrial Machinery and Equipment	Other Machinery and Equipment	Valuables	Other Tangible Fixed Assets
		(6)	(7)	(8)	(9)	(10)	(11)
C251	Manufacture of structural metal products, tanks, reservoirs and steam generators	-	6,402	1,058	-	-	-
C252	Manufacture of weapons and ammunition	S	S	S	S	S	S
C259	Manufacture of other fabricated metal products; metal working service activities	1	21,514	9,990	-	-	781
C261	Manufacture of electronic components	451	70,805	279,684	1,168	-	-
C262	Manufacture of computers and peripheral equipment and accessories	-	109,795	-	-	-	3
C263	Manufacture of communication equipment	-	-	-	-	-	-
C264	Manufacture of consumer electronics	4	-	9,528	-	-	-
C265	Manufacture of measuring, testing, navigating and control equipment; watches and clocks	-	-	-	-	-	-
C267	Manufacture of optical instruments and photographic equipment	10	12,031	243,544	218,970	-	-
C271	Manufacture of electric motors, generators, transformers and electricity distribution and control apparatus	63	-	559	-	-	-
C272	Manufacture of batteries and accumulators	S	S	S	S	S	S
C273	Manufacture of wiring and wiring devices	56	895	48	-	-	-
C274	Manufacture of electric lighting equipment	-	-	-	-	-	-
C275	Manufacture of domestic appliances	-	-	-	-	-	-
C279	Manufacture of other electrical equipment	1,629	-	2,746	-	-	948
C281	Manufacture of general purpose machinery	2,224	11,505	809	-	-	1,731
C282	Manufacture of special purpose machinery	-	-	-	-	-	-
C291	Manufacture of motor vehicles	-	6,325	-	593	-	11
C292	Manufacture of bodies (coachwork) for motor vehicles; manufacture of trailers and semi-trailers	-	-	-	-	-	-
C293	Manufacture of parts and accessories for motor vehicles	-	34,906	868	-	-	1,813
C301	Building of ships and boats	-	-	-	-	-	-
C302	Manufacture of railway locomotive and rolling stock	S	S	S	S	S	S
C303	Manufacture of air and spacecraft and related machinery	S	S	S	S	S	S
C309	Manufacture of transport equipment, n.e.c.	2,038	9,449	1,344	-	-	9,121
C310	Manufacture of furniture	-	-	-	-	-	20
C321	Manufacture of jewelry, bijouterie and related articles	-	-	-	-	-	-

Table 8.1 Number of Establishments and Sale of Tangible Fixed Assets by Type for Manufacturing Establishments by Region and Industry Group: Philippines, 2018

(Values are in thousand PhP, except number of establishments. Details may not add-up to total due to rounding and/or statistical disclosure control.)

Continued

2009 PSIC Code	Region / Industry Description	Sale of Tangible Fixed Assets					
		ICT Machinery and Equipment	Specialized Industrial Machineries	General Industrial Machinery and Equipment	Other Machinery and Equipment	Valuables	Other Tangible Fixed Assets
		(6)	(7)	(8)	(9)	(10)	(11)
C322	Manufacture of musical instruments	S	S	S	S	S	S
C323	Manufacture of sports goods	-	-	-	-	-	-
C324	Manufacture of games and toys	-	-	-	-	-	-
C325	Manufacture of medical and dental instruments and supplies	-	-	-	283	-	5,160
C329	Other manufacturing, n.e.c.	-	-	-	-	-	-
C331	Repair of fabricated metal products, machinery and equipment	-	-	-	-	-	-
C332	Installation of industrial machinery and equipment	S	S	S	S	S	S
	MIMAROPA	-	-	-	-	-	-
C101	Processing and preserving of meat	-	-	-	-	-	-
C102	Processing and preserving of fish, crustaceans and mollusks	S	S	S	S	S	S
C103	Processing and preserving of fruits and vegetables	S	S	S	S	S	S
C104	Manufacture of vegetable and animal oils and fats	-	-	-	-	-	-
C105	Manufacture of dairy products	-	-	-	-	-	-
C106	Manufacture of grain mill products, starches and starch products	-	-	-	-	-	-
C107	Manufacture of other food products	-	-	-	-	-	-
C110	Manufacture of beverages	-	-	-	-	-	-
C131	Spinning, weaving and finishing of textiles	-	-	-	-	-	-
C141	Manufacture of wearing apparel, except fur apparel	-	-	-	-	-	-
C142	Custom tailoring and dressmaking	-	-	-	-	-	-
C151	Tanning and dressing of leather; manufacture of luggage and handbags	-	-	-	-	-	-
C161	Sawmilling and planing of wood	-	-	-	-	-	-
C162	Manufacture of products of wood, cork, straw and plaiting materials	-	-	-	-	-	-
C181	Printing and service activities related to printing	-	-	-	-	-	-
C201	Manufacture of basic chemicals	-	-	-	-	-	-
C202	Manufacture of other chemical products, n.e.c.	S	S	S	S	S	S
C210	Manufacture of pharmaceuticals, medicinal chemical and botanical products	S	S	S	S	S	S
C222	Manufacture of plastics products	-	-	-	-	-	-
C239	Manufacture of non-metallic mineral products, n.e.c.	-	-	-	-	-	-
C241	Manufacture of basic iron and steel	-	-	-	-	-	-

Table 8.1 Number of Establishments and Sale of Tangible Fixed Assets by Type for Manufacturing Establishments by Region and Industry Group: Philippines, 2018

(Values are in thousand PhP, except number of establishments. Details may not add-up to total due to rounding and/or statistical disclosure control.)

Continued

2009 PSIC Code	Region / Industry Description	Sale of Tangible Fixed Assets					
		ICT Machinery and Equipment	Specialized Industrial Machineries	General Industrial Machinery and Equipment	Other Machinery and Equipment	Valuables	Other Tangible Fixed Assets
		(6)	(7)	(8)	(9)	(10)	(11)
C242	Manufacture of basic precious and other non-ferrous metals	S	S	S	S	S	S
C259	Manufacture of other fabricated metal products; metal working service activities	-	-	-	-	-	-
C282	Manufacture of special purpose machinery	S	S	S	S	S	S
C310	Manufacture of furniture	-	-	-	-	-	-
C331	Repair of fabricated metal products, machinery and equipment	-	-	-	-	-	-
	V - Bicol Region	-	24,721	60	-	-	-
C101	Processing and preserving of meat	-	-	-	-	-	-
C102	Processing and preserving of fish, crustaceans and mollusks	-	-	-	-	-	-
C103	Processing and preserving of fruits and vegetables	-	-	-	-	-	-
C104	Manufacture of vegetable and animal oils and fats	-	-	-	-	-	-
C105	Manufacture of dairy products	-	-	-	-	-	-
C106	Manufacture of grain mill products, starches and starch products	-	-	-	-	-	-
C107	Manufacture of other food products	-	-	-	-	-	-
C108	Manufacture of prepared animal feeds	-	-	-	-	-	-
C110	Manufacture of beverages	-	-	-	-	-	-
C120	Manufacture of tobacco products	S	S	S	S	S	S
C131	Spinning, weaving and finishing of textiles	-	-	-	-	-	-
C139	Manufacture of other textiles	-	-	-	-	-	-
C141	Manufacture of wearing apparel, except fur apparel	-	-	-	-	-	-
C142	Custom tailoring and dressmaking	-	-	-	-	-	-
C151	Tanning and dressing of leather; manufacture of luggage and handbags	-	-	-	-	-	-
C152	Manufacture of footwear	-	-	-	-	-	-
C162	Manufacture of products of wood, cork, straw and plaiting materials	-	-	-	-	-	-
C170	Manufacture of paper and paper products	-	1,610	60	-	-	-
C181	Printing and service activities related to printing	-	-	-	-	-	-
C201	Manufacture of basic chemicals	-	-	-	-	-	-
C210	Manufacture of pharmaceuticals, medicinal chemical and botanical products	-	-	-	-	-	-
C231	Manufacture of glass and glass products	S	S	S	S	S	S

Table 8.1 Number of Establishments and Sale of Tangible Fixed Assets by Type for Manufacturing Establishments by Region and Industry Group: Philippines, 2018

(Values are in thousand PhP, except number of establishments. Details may not add-up to total due to rounding and/or statistical disclosure control.)

Continued

2009 PSIC Code	Region / Industry Description	Sale of Tangible Fixed Assets					
		ICT Machinery and Equipment	Specialized Industrial Machineries	General Industrial Machinery and Equipment	Other Machinery and Equipment	Valuables	Other Tangible Fixed Assets
		(6)	(7)	(8)	(9)	(10)	(11)
C239	Manufacture of non-metallic mineral products, n.e.c.	-	-	-	-	-	-
C241	Manufacture of basic iron and steel	-	-	-	-	-	-
C242	Manufacture of basic precious and other non-ferrous metals	S	S	S	S	S	S
C251	Manufacture of structural metal products, tanks, reservoirs and steam generators	-	-	-	-	-	-
C259	Manufacture of other fabricated metal products; metal working service activities	-	-	-	-	-	-
C281	Manufacture of general purpose machinery	-	-	-	-	-	-
C282	Manufacture of special purpose machinery	-	-	-	-	-	-
C293	Manufacture of parts and accessories for motor vehicles	-	-	-	-	-	-
C310	Manufacture of furniture	-	-	-	-	-	-
C329	Other manufacturing, n.e.c.	-	-	-	-	-	-
C331	Repair of fabricated metal products, machinery and equipment	-	-	-	-	-	-
	VI - Western Visayas	-	-	34,865	-	-	-
C101	Processing and preserving of meat	-	-	-	-	-	-
C102	Processing and preserving of fish, crustaceans and mollusks	-	-	-	-	-	-
C103	Processing and preserving of fruits and vegetables	S	S	S	S	S	S
C104	Manufacture of vegetable and animal oils and fats	-	-	-	-	-	-
C105	Manufacture of dairy products	-	-	-	-	-	-
C106	Manufacture of grain mill products, starches and starch products	-	-	-	-	-	-
C107	Manufacture of other food products	-	-	-	-	-	-
C108	Manufacture of prepared animal feeds	-	-	-	-	-	-
C110	Manufacture of beverages	-	-	34,865	-	-	-
C131	Spinning, weaving and finishing of textiles	-	-	-	-	-	-
C139	Manufacture of other textiles	-	-	-	-	-	-
C141	Manufacture of wearing apparel, except fur apparel	-	-	-	-	-	-
C142	Custom tailoring and dressmaking	-	-	-	-	-	-
C161	Sawmilling and planing of wood	-	-	-	-	-	-
C162	Manufacture of products of wood, cork, straw and plaiting materials	-	-	-	-	-	-
C181	Printing and service activities related to printing	-	-	-	-	-	-

Table 8.1 Number of Establishments and Sale of Tangible Fixed Assets by Type for Manufacturing Establishments by Region and Industry Group: Philippines, 2018

(Values are in thousand PhP, except number of establishments. Details may not add-up to total due to rounding and/or statistical disclosure control.)

Continued

2009 PSIC Code	Region / Industry Description	Sale of Tangible Fixed Assets					
		ICT Machinery and Equipment	Specialized Industrial Machineries	General Industrial Machinery and Equipment	Other Machinery and Equipment	Valuables	Other Tangible Fixed Assets
		(6)	(7)	(8)	(9)	(10)	(11)
C192	Manufacture of refined petroleum products	S	S	S	S	S	S
C201	Manufacture of basic chemicals	-	-	-	-	-	-
C202	Manufacture of other chemical products, n.e.c.	S	S	S	S	S	S
C210	Manufacture of pharmaceuticals, medicinal chemical and botanical products	-	-	-	-	-	-
C221	Manufacture of rubber products	-	-	-	-	-	-
C222	Manufacture of plastics products	-	-	-	-	-	-
C231	Manufacture of glass and glass products	-	-	-	-	-	-
C239	Manufacture of non-metallic mineral products, n.e.c.	-	-	-	-	-	-
C241	Manufacture of basic iron and steel	-	-	-	-	-	-
C243	Casting of metals	-	-	-	-	-	-
C251	Manufacture of structural metal products, tanks, reservoirs and steam generators	-	-	-	-	-	-
C259	Manufacture of other fabricated metal products; metal working service activities	-	-	-	-	-	-
C265	Manufacture of measuring, testing, navigating and control equipment; watches and clocks	S	S	S	S	S	S
C267	Manufacture of optical instruments and photographic equipment	S	S	S	S	S	S
C282	Manufacture of special purpose machinery	-	-	-	-	-	-
C293	Manufacture of parts and accessories for motor vehicles	-	-	-	-	-	-
C310	Manufacture of furniture	-	-	-	-	-	-
C321	Manufacture of jewelry, bijouterie and related articles	-	-	-	-	-	-
C329	Other manufacturing, n.e.c.	-	-	-	-	-	-
C331	Repair of fabricated metal products, machinery and equipment	-	-	-	-	-	-
	VII - Central Visayas	936	11,269	3,471	4	-	952
C101	Processing and preserving of meat	-	-	-	-	-	-
C102	Processing and preserving of fish, crustaceans and mollusks	-	-	-	-	-	-
C103	Processing and preserving of fruits and vegetables	-	-	-	-	-	-
C104	Manufacture of vegetable and animal oils and fats	-	-	-	-	-	-
C105	Manufacture of dairy products	-	-	-	-	-	-
C106	Manufacture of grain mill products, starches and starch products	-	-	-	-	-	-
C107	Manufacture of other food products	-	-	-	-	-	-

Table 8.1 Number of Establishments and Sale of Tangible Fixed Assets by Type for Manufacturing Establishments by Region and Industry Group: Philippines, 2018

(Values are in thousand PhP, except number of establishments. Details may not add-up to total due to rounding and/or statistical disclosure control.)

Continued

2009 PSIC Code	Region / Industry Description	Sale of Tangible Fixed Assets					
		ICT Machinery and Equipment	Specialized Industrial Machinery	General Industrial Machinery and Equipment	Other Machinery and Equipment	Valuables	Other Tangible Fixed Assets
		(6)	(7)	(8)	(9)	(10)	(11)
C108	Manufacture of prepared animal feeds	-	-	-	-	-	-
C110	Manufacture of beverages	-	-	1,054	-	-	-
C131	Spinning, weaving and finishing of textiles	-	-	-	-	-	-
C139	Manufacture of other textiles	-	-	-	-	-	-
C141	Manufacture of wearing apparel, except fur apparel	-	-	-	-	-	-
C142	Custom tailoring and dressmaking	-	-	-	-	-	-
C151	Tanning and dressing of leather; manufacture of luggage and handbags	S	S	S	S	S	S
C152	Manufacture of footwear	-	-	-	-	-	-
C161	Sawmilling and planing of wood	-	-	-	-	-	-
C162	Manufacture of products of wood, cork, straw and plaiting materials	-	-	-	-	-	-
C170	Manufacture of paper and paper products	-	-	-	-	-	-
C181	Printing and service activities related to printing	-	-	-	-	-	-
C201	Manufacture of basic chemicals	-	478	-	-	-	-
C202	Manufacture of other chemical products, n.e.c.	-	-	-	-	-	-
C210	Manufacture of pharmaceuticals, medicinal chemical and botanical products	-	-	-	-	-	-
C221	Manufacture of rubber products	-	-	-	-	-	-
C222	Manufacture of plastics products	-	-	-	-	-	-
C231	Manufacture of glass and glass products	-	-	-	-	-	-
C239	Manufacture of non-metallic mineral products, n.e.c.	-	-	-	-	-	-
C241	Manufacture of basic iron and steel	-	-	-	-	-	-
C242	Manufacture of basic precious and other non-ferrous metals	S	S	S	S	S	S
C243	Casting of metals	-	-	-	-	-	-
C251	Manufacture of structural metal products, tanks, reservoirs and steam generators	-	-	-	-	-	-
C252	Manufacture of weapons and ammunition	S	S	S	S	S	S
C259	Manufacture of other fabricated metal products; metal working service activities	-	-	-	-	-	-
C261	Manufacture of electronic components	-	-	-	-	-	-
C262	Manufacture of computers and peripheral equipment and accessories	S	S	S	S	S	S
C263	Manufacture of communication equipment	S	S	S	S	S	S
C264	Manufacture of consumer electronics	-	-	-	-	-	-
C265	Manufacture of measuring, testing, navigating and control equipment; watches and clocks	-	-	-	-	-	-

Table 8.1 Number of Establishments and Sale of Tangible Fixed Assets by Type for Manufacturing Establishments by Region and Industry Group: Philippines, 2018

(Values are in thousand PhP, except number of establishments. Details may not add-up to total due to rounding and/or statistical disclosure control.)

Continued

2009 PSIC Code	Region / Industry Description	Sale of Tangible Fixed Assets					
		ICT Machinery and Equipment	Specialized Industrial Machineries	General Industrial Machinery and Equipment	Other Machinery and Equipment	Valuables	Other Tangible Fixed Assets
		(6)	(7)	(8)	(9)	(10)	(11)
C267	Manufacture of optical instruments and photographic equipment	1	-	116	4	-	-
C271	Manufacture of electric motors, generators, transformers and electricity distribution and control apparatus	-	-	-	-	-	-
C273	Manufacture of wiring and wiring devices	S	S	S	S	S	S
C274	Manufacture of electric lighting equipment	-	-	-	-	-	-
C275	Manufacture of domestic appliances	S	S	S	S	S	S
C279	Manufacture of other electrical equipment	S	S	S	S	S	S
C281	Manufacture of general purpose machinery	-	-	-	-	-	-
C282	Manufacture of special purpose machinery	-	-	-	-	-	-
C291	Manufacture of motor vehicles	-	-	-	-	-	-
C293	Manufacture of parts and accessories for motor vehicles	-	-	-	-	-	-
C301	Building of ships and boats	-	-	-	-	-	-
C309	Manufacture of transport equipment, n.e.c.	-	-	-	-	-	-
C310	Manufacture of furniture	935	8,721	402	-	-	952
C321	Manufacture of jewelry, bijouterie and related articles	-	-	-	-	-	-
C322	Manufacture of musical instruments	S	S	S	S	S	S
C323	Manufacture of sports goods	S	S	S	S	S	S
C324	Manufacture of games and toys	S	S	S	S	S	S
C325	Manufacture of medical and dental instruments and supplies	-	-	-	-	-	-
C329	Other manufacturing, n.e.c.	-	-	-	-	-	-
C331	Repair of fabricated metal products, machinery and equipment	-	-	-	-	-	-
	VIII - Eastern Visayas	-	-	-	-	-	-
C101	Processing and preserving of meat	S	S	S	S	S	S
C102	Processing and preserving of fish, crustaceans and mollusks	-	-	-	-	-	-
C103	Processing and preserving of fruits and vegetables	-	-	-	-	-	-
C104	Manufacture of vegetable and animal oils and fats	-	-	-	-	-	-
C105	Manufacture of dairy products	S	S	S	S	S	S
C106	Manufacture of grain mill products, starches and starch products	-	-	-	-	-	-
C107	Manufacture of other food products	-	-	-	-	-	-
C110	Manufacture of beverages	-	-	-	-	-	-

Table 8.1 Number of Establishments and Sale of Tangible Fixed Assets by Type for Manufacturing Establishments by Region and Industry Group: Philippines, 2018

(Values are in thousand PhP, except number of establishments. Details may not add-up to total due to rounding and/or statistical disclosure control.)

Continued

2009 PSIC Code	Region / Industry Description	Sale of Tangible Fixed Assets					
		ICT Machinery and Equipment	Specialized Industrial Machineries	General Industrial Machinery and Equipment	Other Machinery and Equipment	Valuables	Other Tangible Fixed Assets
		(6)	(7)	(8)	(9)	(10)	(11)
C131	Spinning, weaving and finishing of textiles	-	-	-	-	-	-
C139	Manufacture of other textiles	S	S	S	S	S	S
C141	Manufacture of wearing apparel, except fur apparel	-	-	-	-	-	-
C142	Custom tailoring and dressmaking	-	-	-	-	-	-
C162	Manufacture of products of wood, cork, straw and plaiting materials	-	-	-	-	-	-
C170	Manufacture of paper and paper products	-	-	-	-	-	-
C181	Printing and service activities related to printing	-	-	-	-	-	-
C201	Manufacture of basic chemicals	-	-	-	-	-	-
C210	Manufacture of pharmaceuticals, medicinal chemical and botanical products	S	S	S	S	S	S
C222	Manufacture of plastics products	-	-	-	-	-	-
C231	Manufacture of glass and glass products	-	-	-	-	-	-
C239	Manufacture of non-metallic mineral products, n.e.c.	-	-	-	-	-	-
C241	Manufacture of basic iron and steel	-	-	-	-	-	-
C242	Manufacture of basic precious and other non-ferrous metals	S	S	S	S	S	S
C243	Casting of metals	S	S	S	S	S	S
C251	Manufacture of structural metal products, tanks, reservoirs and steam generators	-	-	-	-	-	-
C259	Manufacture of other fabricated metal products; metal working service activities	-	-	-	-	-	-
C273	Manufacture of wiring and wiring devices	S	S	S	S	S	S
C282	Manufacture of special purpose machinery	S	S	S	S	S	S
C310	Manufacture of furniture	-	-	-	-	-	-
C321	Manufacture of jewelry, bijouterie and related articles	-	-	-	-	-	-
C329	Other manufacturing, n.e.c.	-	-	-	-	-	-
C331	Repair of fabricated metal products, machinery and equipment	-	-	-	-	-	-
	IX - Zamboanga Peninsula	-	-	-	-	-	-
C101	Processing and preserving of meat	-	-	-	-	-	-
C102	Processing and preserving of fish, crustaceans and mollusks	-	-	-	-	-	-
C104	Manufacture of vegetable and animal oils and fats	-	-	-	-	-	-
C105	Manufacture of dairy products	-	-	-	-	-	-
C106	Manufacture of grain mill products, starches and starch products	-	-	-	-	-	-

Table 8.1 Number of Establishments and Sale of Tangible Fixed Assets by Type for Manufacturing Establishments by Region and Industry Group: Philippines, 2018

(Values are in thousand PhP, except number of establishments. Details may not add-up to total due to rounding and/or statistical disclosure control.)

Continued

2009 PSIC Code	Region / Industry Description	Sale of Tangible Fixed Assets					
		ICT Machinery and Equipment	Specialized Industrial Machineries	General Industrial Machinery and Equipment	Other Machinery and Equipment	Valuables	Other Tangible Fixed Assets
		(6)	(7)	(8)	(9)	(10)	(11)
C107	Manufacture of other food products	-	-	-	-	-	-
C108	Manufacture of prepared animal feeds	S	S	S	S	S	S
C110	Manufacture of beverages	-	-	-	-	-	-
C139	Manufacture of other textiles	S	S	S	S	S	S
C142	Custom tailoring and dressmaking	-	-	-	-	-	-
C161	Sawmilling and planing of wood	-	-	-	-	-	-
C162	Manufacture of products of wood, cork, straw and plaiting materials	S	S	S	S	S	S
C181	Printing and service activities related to printing	-	-	-	-	-	-
C221	Manufacture of rubber products	-	-	-	-	-	-
C222	Manufacture of plastics products	-	-	-	-	-	-
C231	Manufacture of glass and glass products	-	-	-	-	-	-
C239	Manufacture of non-metallic mineral products, n.e.c.	-	-	-	-	-	-
C241	Manufacture of basic iron and steel	-	-	-	-	-	-
C251	Manufacture of structural metal products, tanks, reservoirs and steam generators	-	-	-	-	-	-
C259	Manufacture of other fabricated metal products; metal working service activities	-	-	-	-	-	-
C310	Manufacture of furniture	-	-	-	-	-	-
C321	Manufacture of jewelry, bijouterie and related articles	S	S	S	S	S	S
C329	Other manufacturing, n.e.c.	-	-	-	-	-	-
C331	Repair of fabricated metal products, machinery and equipment	-	-	-	-	-	-
	X - Northern Mindanao	79	19,838	557,255	-	-	4,814
C101	Processing and preserving of meat	-	-	-	-	-	-
C102	Processing and preserving of fish, crustaceans and mollusks	S	S	S	S	S	S
C103	Processing and preserving of fruits and vegetables	-	-	-	-	-	-
C104	Manufacture of vegetable and animal oils and fats	-	-	-	-	-	222
C105	Manufacture of dairy products	-	129	-	-	-	-
C106	Manufacture of grain mill products, starches and starch products	-	-	-	-	-	-
C107	Manufacture of other food products	-	26	553,568	-	-	4,046
C108	Manufacture of prepared animal feeds	-	13,856	-	-	-	-
C110	Manufacture of beverages	-	-	-	-	-	-
C131	Spinning, weaving and finishing of textiles	-	-	-	-	-	-
C139	Manufacture of other textiles	-	-	-	-	-	-
C141	Manufacture of wearing apparel, except fur apparel	-	-	-	-	-	-
C142	Custom tailoring and dressmaking	-	-	-	-	-	-

Table 8.1 Number of Establishments and Sale of Tangible Fixed Assets by Type for Manufacturing Establishments by Region and Industry Group: Philippines, 2018

(Values are in thousand PhP, except number of establishments. Details may not add-up to total due to rounding and/or statistical disclosure control.)

Continued

2009 PSIC Code	Region / Industry Description	Sale of Tangible Fixed Assets					
		ICT Machinery and Equipment	Specialized Industrial Machineries	General Industrial Machinery and Equipment	Other Machinery and Equipment	Valuables	Other Tangible Fixed Assets
		(6)	(7)	(8)	(9)	(10)	(11)
C152	Manufacture of footwear	-	-	-	-	-	-
C161	Sawmilling and planing of wood	-	-	-	-	-	-
C162	Manufacture of products of wood, cork, straw and plaiting materials	-	-	-	-	-	-
C170	Manufacture of paper and paper products	-	-	-	-	-	-
C181	Printing and service activities related to printing	-	-	-	-	-	-
C192	Manufacture of refined petroleum products	-	-	-	-	-	-
C201	Manufacture of basic chemicals	-	-	3,349	-	-	-
C202	Manufacture of other chemical products, n.e.c.	-	-	-	-	-	-
C210	Manufacture of pharmaceuticals, medicinal chemical and botanical products	S	S	S	S	S	S
C221	Manufacture of rubber products	S	S	S	S	S	S
C222	Manufacture of plastics products	-	-	-	-	-	-
C231	Manufacture of glass and glass products	-	-	-	-	-	-
C239	Manufacture of non-metallic mineral products, n.e.c.	-	-	-	-	-	-
C241	Manufacture of basic iron and steel	79	-	-	-	-	-
C243	Casting of metals	-	-	-	-	-	-
C251	Manufacture of structural metal products, tanks, reservoirs and steam generators	-	-	-	-	-	-
C259	Manufacture of other fabricated metal products; metal working service activities	-	169	32	-	-	-
C264	Manufacture of consumer electronics	S	S	S	S	S	S
C271	Manufacture of electric motors, generators, transformers and electricity distribution and control apparatus	S	S	S	S	S	S
C281	Manufacture of general purpose machinery	S	S	S	S	S	S
C282	Manufacture of special purpose machinery	S	S	S	S	S	S
C291	Manufacture of motor vehicles	-	-	-	-	-	-
C293	Manufacture of parts and accessories for motor vehicles	-	-	-	-	-	-
C310	Manufacture of furniture	-	-	-	-	-	-
C321	Manufacture of jewelry, bijouterie and related articles	S	S	S	S	S	S
C324	Manufacture of games and toys	S	S	S	S	S	S
C329	Other manufacturing, n.e.c.	S	S	S	S	S	S
C331	Repair of fabricated metal products, machinery and equipment	-	5,659	307	-	-	546

Table 8.1 Number of Establishments and Sale of Tangible Fixed Assets by Type for Manufacturing Establishments by Region and Industry Group: Philippines, 2018

(Values are in thousand PhP, except number of establishments. Details may not add-up to total due to rounding and/or statistical disclosure control.)

Continued

2009 PSIC Code	Region / Industry Description	Sale of Tangible Fixed Assets					
		ICT Machinery and Equipment	Specialized Industrial Machineries	General Industrial Machinery and Equipment	Other Machinery and Equipment	Valuables	Other Tangible Fixed Assets
		(6)	(7)	(8)	(9)	(10)	(11)
	XI - Davao	10	4,093	36,568	10	5	6,068
C101	Processing and preserving of meat	-	-	-	-	-	-
C102	Processing and preserving of fish, crustaceans and mollusks	-	-	-	-	-	-
C103	Processing and preserving of fruits and vegetables	-	-	-	-	-	-
C104	Manufacture of vegetable and animal oils and fats	-	-	-	-	-	-
C105	Manufacture of dairy products	-	-	-	-	-	-
C106	Manufacture of grain mill products, starches and starch products	-	-	-	-	-	-
C107	Manufacture of other food products	-	-	-	-	-	-
C108	Manufacture of prepared animal feeds	-	-	-	-	-	-
C110	Manufacture of beverages	-	-	34,865	-	-	-
C120	Manufacture of tobacco products	S	S	S	S	S	S
C139	Manufacture of other textiles	10	100	100	10	5	10
C141	Manufacture of wearing apparel, except fur apparel	-	-	-	-	-	-
C142	Custom tailoring and dressmaking	-	-	-	-	-	-
C152	Manufacture of footwear	-	-	-	-	-	-
C161	Sawmilling and planing of wood	-	-	-	-	-	-
C162	Manufacture of products of wood, cork, straw and plaiting materials	-	-	-	-	-	-
C170	Manufacture of paper and paper products	-	3,993	-	-	-	-
C181	Printing and service activities related to printing	-	-	-	-	-	-
C192	Manufacture of refined petroleum products	S	S	S	S	S	S
C201	Manufacture of basic chemicals	-	-	-	-	-	-
C202	Manufacture of other chemical products, n.e.c.	-	-	1,425	-	-	6,058
C210	Manufacture of pharmaceuticals, medicinal chemical and botanical products	-	-	-	-	-	-
C221	Manufacture of rubber products	-	-	-	-	-	-
C222	Manufacture of plastics products	-	-	177	-	-	-
C231	Manufacture of glass and glass products	-	-	-	-	-	-
C239	Manufacture of non-metallic mineral products, n.e.c.	-	-	-	-	-	-
C241	Manufacture of basic iron and steel	-	-	-	-	-	-
C242	Manufacture of basic precious and other non-ferrous metals	-	-	-	-	-	-
C243	Casting of metals	S	S	S	S	S	S
C251	Manufacture of structural metal products, tanks, reservoirs and steam generators	-	-	-	-	-	-

Table 8.1 Number of Establishments and Sale of Tangible Fixed Assets by Type for Manufacturing Establishments by Region and Industry Group: Philippines, 2018

(Values are in thousand PhP, except number of establishments. Details may not add-up to total due to rounding and/or statistical disclosure control.)

Continued

2009 PSIC Code	Region / Industry Description	Sale of Tangible Fixed Assets					
		ICT Machinery and Equipment	Specialized Industrial Machineries	General Industrial Machinery and Equipment	Other Machinery and Equipment	Valuables	Other Tangible Fixed Assets
		(6)	(7)	(8)	(9)	(10)	(11)
C252	Manufacture of weapons and ammunition	S	S	S	S	S	S
C259	Manufacture of other fabricated metal products; metal working service activities	-	-	-	-	-	-
C265	Manufacture of measuring, testing, navigating and control equipment; watches and clocks	S	S	S	S	S	S
C271	Manufacture of electric motors, generators, transformers and electricity distribution and control apparatus	S	S	S	S	S	S
C275	Manufacture of domestic appliances	-	-	-	-	-	-
C281	Manufacture of general purpose machinery	-	-	-	-	-	-
C282	Manufacture of special purpose machinery	-	-	-	-	-	-
C291	Manufacture of motor vehicles	S	S	S	S	S	S
C293	Manufacture of parts and accessories for motor vehicles	-	-	-	-	-	-
C301	Building of ships and boats	S	S	S	S	S	S
C310	Manufacture of furniture	-	-	-	-	-	-
C321	Manufacture of jewelry, bijouterie and related articles	-	-	-	-	-	-
C329	Other manufacturing, n.e.c.	-	-	-	-	-	-
C331	Repair of fabricated metal products, machinery and equipment	-	-	-	-	-	-
	XII - SOCCSKSARGEN	-	14,927	-	-	-	-
C101	Processing and preserving of meat	-	-	-	-	-	-
C102	Processing and preserving of fish, crustaceans and mollusks	-	-	-	-	-	-
C103	Processing and preserving of fruits and vegetables	S	S	S	S	S	S
C104	Manufacture of vegetable and animal oils and fats	-	13,785	-	-	-	-
C105	Manufacture of dairy products	-	-	-	-	-	-
C106	Manufacture of grain mill products, starches and starch products	-	-	-	-	-	-
C107	Manufacture of other food products	-	-	-	-	-	-
C108	Manufacture of prepared animal feeds	-	-	-	-	-	-
C110	Manufacture of beverages	-	-	-	-	-	-
C131	Spinning, weaving and finishing of textiles	-	-	-	-	-	-
C139	Manufacture of other textiles	-	-	-	-	-	-
C141	Manufacture of wearing apparel, except fur apparel	-	-	-	-	-	-
C142	Custom tailoring and dressmaking	-	-	-	-	-	-
C161	Sawmilling and planing of wood	-	-	-	-	-	-

Table 8.1 Number of Establishments and Sale of Tangible Fixed Assets by Type for Manufacturing Establishments by Region and Industry Group: Philippines, 2018

(Values are in thousand PhP, except number of establishments. Details may not add-up to total due to rounding and/or statistical disclosure control.)

Continued

2009 PSIC Code	Region / Industry Description	Sale of Tangible Fixed Assets					
		ICT Machinery and Equipment	Specialized Industrial Machineries	General Industrial Machinery and Equipment	Other Machinery and Equipment	Valuables	Other Tangible Fixed Assets
		(6)	(7)	(8)	(9)	(10)	(11)
C162	Manufacture of products of wood, cork, straw and plaiting materials	-	-	-	-	-	-
C170	Manufacture of paper and paper products	-	1,142	-	-	-	-
C181	Printing and service activities related to printing	-	-	-	-	-	-
C192	Manufacture of refined petroleum products	S	S	S	S	S	S
C201	Manufacture of basic chemicals	-	-	-	-	-	-
C202	Manufacture of other chemical products, n.e.c.	S	S	S	S	S	S
C221	Manufacture of rubber products	S	S	S	S	S	S
C222	Manufacture of plastics products	S	S	S	S	S	S
C231	Manufacture of glass and glass products	S	S	S	S	S	S
C239	Manufacture of non-metallic mineral products, n.e.c.	-	-	-	-	-	-
C241	Manufacture of basic iron and steel	-	-	-	-	-	-
C243	Casting of metals	S	S	S	S	S	S
C251	Manufacture of structural metal products, tanks, reservoirs and steam generators	-	-	-	-	-	-
C259	Manufacture of other fabricated metal products; metal working service activities	-	-	-	-	-	-
C301	Building of ships and boats	S	S	S	S	S	S
C310	Manufacture of furniture	-	-	-	-	-	-
C323	Manufacture of sports goods	S	S	S	S	S	S
C331	Repair of fabricated metal products, machinery and equipment	-	-	-	-	-	-
	XIII - Caraga	-	-	-	-	-	-
C101	Processing and preserving of meat	-	-	-	-	-	-
C102	Processing and preserving of fish, crustaceans and mollusks	S	S	S	S	S	S
C103	Processing and preserving of fruits and vegetables	S	S	S	S	S	S
C104	Manufacture of vegetable and animal oils and fats	-	-	-	-	-	-
C106	Manufacture of grain mill products, starches and starch products	-	-	-	-	-	-
C107	Manufacture of other food products	-	-	-	-	-	-
C108	Manufacture of prepared animal feeds	-	-	-	-	-	-
C110	Manufacture of beverages	-	-	-	-	-	-
C139	Manufacture of other textiles	-	-	-	-	-	-
C141	Manufacture of wearing apparel, except fur apparel	-	-	-	-	-	-
C142	Custom tailoring and dressmaking	-	-	-	-	-	-
C161	Sawmilling and planing of wood	-	-	-	-	-	-

Table 8.1 Number of Establishments and Sale of Tangible Fixed Assets by Type for Manufacturing Establishments by Region and Industry Group: Philippines, 2018

(Values are in thousand PhP, except number of establishments. Details may not add-up to total due to rounding and/or statistical disclosure control.)

Continued

2009 PSIC Code	Region / Industry Description	Sale of Tangible Fixed Assets					
		ICT Machinery and Equipment	Specialized Industrial Machineries	General Industrial Machinery and Equipment	Other Machinery and Equipment	Valuables	Other Tangible Fixed Assets
		(6)	(7)	(8)	(9)	(10)	(11)
C162	Manufacture of products of wood, cork, straw and plaiting materials	-	-	-	-	-	-
C181	Printing and service activities related to printing	-	-	-	-	-	-
C201	Manufacture of basic chemicals	S	S	S	S	S	S
C202	Manufacture of other chemical products, n.e.c.	-	-	-	-	-	-
C231	Manufacture of glass and glass products	S	S	S	S	S	S
C239	Manufacture of non-metallic mineral products, n.e.c.	-	-	-	-	-	-
C241	Manufacture of basic iron and steel	-	-	-	-	-	-
C242	Manufacture of basic precious and other non-ferrous metals	S	S	S	S	S	S
C259	Manufacture of other fabricated metal products; metal working service activities	-	-	-	-	-	-
C275	Manufacture of domestic appliances	-	-	-	-	-	-
C301	Building of ships and boats	S	S	S	S	S	S
C309	Manufacture of transport equipment, n.e.c.	-	-	-	-	-	-
C310	Manufacture of furniture	-	-	-	-	-	-
C321	Manufacture of jewelry, bijouterie and related articles	-	-	-	-	-	-
C324	Manufacture of games and toys	-	-	-	-	-	-
C329	Other manufacturing, n.e.c.	-	-	-	-	-	-
C331	Repair of fabricated metal products, machinery and equipment	-	-	-	-	-	-
	Autonomous Region in Muslim Mindanao	-	-	-	-	-	-
C104	Manufacture of vegetable and animal oils and fats	S	S	S	S	S	S
C106	Manufacture of grain mill products, starches and starch products	-	-	-	-	-	-
C107	Manufacture of other food products	-	-	-	-	-	-
C108	Manufacture of prepared animal feeds	-	-	-	-	-	-
C110	Manufacture of beverages	-	-	-	-	-	-
C142	Custom tailoring and dressmaking	-	-	-	-	-	-
C181	Printing and service activities related to printing	-	-	-	-	-	-
C221	Manufacture of rubber products	S	S	S	S	S	S
C239	Manufacture of non-metallic mineral products, n.e.c.	-	-	-	-	-	-
C251	Manufacture of structural metal products, tanks, reservoirs and steam generators	-	-	-	-	-	-

Table 8.1 Number of Establishments and Sale of Tangible Fixed Assets by Type for Manufacturing Establishments by Region and Industry Group: Philippines, 2018

(Values are in thousand PhP, except number of establishments. Details may not add-up to total due to rounding and/or statistical disclosure control.)

Concluded

2009 PSIC Code	Region / Industry Description	Sale of Tangible Fixed Assets					
		ICT Machinery and Equipment	Specialized Industrial Machineries	General Industrial Machinery and Equipment	Other Machinery and Equipment	Valuables	Other Tangible Fixed Assets
		(6)	(7)	(8)	(9)	(10)	(11)
C310	Manufacture of furniture	-	-	-	-	-	-

Notes: "-" - zero value

S - suppressed

Source: Philippine Statistics Authority, 2018 Census of Philippine Business and Industry

Table 8.2 Number of Establishments and Losses and Damages to Tangible Fixed Assets by Type for Manufacturing Establishments by Region and Industry Group: Philippines, 2018*(Values are in thousand PhP, except number of establishments. Details may not add-up to total due to rounding and/or statistical disclosure control.)*

2009 PSIC Code	Region / Industry Description	Number of Establish- ments	Losses and Damages			
			Total	Land	Buildings, Other Structures and Land Improvements	Transport Equipment
		(1)	(2)	(3)	(4)	(5)
	Philippines	28,968	11,156,400	9,744	1,161,997	133,458
C101	Processing and preserving of meat	299	153,445	-	89,422	1,899
C102	Processing and preserving of fish, crustaceans and mollusks	278	28,971	-	14,822	11,723
C103	Processing and preserving of fruits and vegetables	169	4,224	-	328	-
C104	Manufacture of vegetable and animal oils and fats	140	89,319	-	29,140	6,653
C105	Manufacture of dairy products	99	20,649	-	-	-
C106	Manufacture of grain mill products, starches and starch products	1,701	346,748	-	101,405	2,375
C107	Manufacture of other food products	9,084	140,482	-	105,365	22,470
C108	Manufacture of prepared animal feeds	199	143	-	65	-
C110	Manufacture of beverages	3,986	-	-	-	-
C120	Manufacture of tobacco products	17	1,821	-	1,721	100
C131	Spinning, weaving and finishing of textiles	125	140	-	-	70
C139	Manufacture of other textiles	236	770	-	200	200
C141	Manufacture of wearing apparel, except fur apparel	880	17,590	7,386	6,003	1,207
C142	Custom tailoring and dressmaking	790	443	-	70	-
C143	Manufacture of knitted and crocheted apparel	40	-	-	-	-
C151	Tanning and dressing of leather; manufacture of luggage and handbags	107	-	-	-	-
C152	Manufacture of footwear	140	-	-	-	-
C161	Sawmilling and planing of wood	59	9,687	-	2,491	3,555
C162	Manufacture of products of wood, cork, straw and plaiting materials	333	836	-	161	238
C170	Manufacture of paper and paper products	330	-	-	-	-
C181	Printing and service activities related to printing	2,566	235,768	-	6,960	11,031
C182	Reproduction of recorded media	4	-	-	-	-
C192	Manufacture of refined petroleum products	15	-	-	-	-
C199	Manufacture of other fuel products	3	-	-	-	-
C201	Manufacture of basic chemicals	190	581	-	-	-
C202	Manufacture of other chemical products, n.e.c.	357	63,369	-	5,141	45,155
C203	Manufacture of man-made fibers	S	S	S	S	S
C210	Manufacture of pharmaceuticals, medicinal chemical and botanical products	117	18	-	18	-
C221	Manufacture of rubber products	134	183,832	-	41,899	2,683
C222	Manufacture of plastics products	834	74,172	-	9,976	2,386
C231	Manufacture of glass and glass products	104	6	-	-	6
C239	Manufacture of non-metallic mineral products, n.e.c.	846	39,114	-	35,580	1,143
C241	Manufacture of basic iron and steel	319	93,127	-	32,928	6,572
C242	Manufacture of basic precious and other non-ferrous metals	26	-	-	-	-

Continued

Table 8.2 Number of Establishments and Losses and Damages to Tangible Fixed Assets by Type for Manufacturing Establishments by Region and Industry Group: Philippines, 2018

(Values are in thousand PhP, except number of establishments. Details may not add-up to total due to rounding and/or statistical disclosure control.)

Continued

2009 PSIC Code	Region / Industry Description	Number of Establish- ments	Losses and Damages			
			Total	Land	Buildings, Other Structures and Land Improvements	Transport Equipment
		(1)	(2)	(3)	(4)	(5)
C243	Casting of metals	59	127	-	-	-
C251	Manufacture of structural metal products, tanks, reservoirs and steam generators	469	54,502	-	51,707	516
C252	Manufacture of weapons and ammunition	12	-	-	-	-
C259	Manufacture of other fabricated metal products; metal working service activities	859	14,788	-	1,071	394
C261	Manufacture of electronic components	138	8,189,094	-	489,107	461
C262	Manufacture of computers and peripheral equipment and accessories	32	26,573	-	-	-
C263	Manufacture of communication equipment	13	-	-	-	-
C264	Manufacture of consumer electronics	27	-	-	-	-
C265	Manufacture of measuring, testing, navigating and control equipment; watches and clocks	25	-	-	-	-
C267	Manufacture of optical instruments and photographic equipment	24	1,215,026	-	114,398	4,311
C271	Manufacture of electric motors, generators, transformers and electricity distribution and control apparatus	84	1,600	-	-	-
C272	Manufacture of batteries and accumulators	6	-	-	-	-
C273	Manufacture of wiring and wiring devices	53	-	-	-	-
C274	Manufacture of electric lighting equipment	34	-	-	-	-
C275	Manufacture of domestic appliances	36	13	-	-	-
C279	Manufacture of other electrical equipment	35	172	-	-	-
C281	Manufacture of general purpose machinery	102	11,857	-	10,677	-
C282	Manufacture of special purpose machinery	162	59,300	-	4,995	137
C291	Manufacture of motor vehicles	40	5,588	-	514	1,744
C292	Manufacture of bodies (coachwork) for motor vehicles; manufacture of trailers and semi-trailers	24	-	-	-	-
C293	Manufacture of parts and accessories for motor vehicles	119	2,853	-	-	-
C301	Building of ships and boats	29	-	-	-	-
C302	Manufacture of railway locomotive and rolling stock	S	S	S	S	S
C303	Manufacture of air and spacecraft and related machinery	8	31,710	-	-	-
C309	Manufacture of transport equipment, n.e.c.	67	-	-	-	-
C310	Manufacture of furniture	852	19,216	-	3,743	4,317
C321	Manufacture of jewelry, bijouterie and related articles	99	8	-	-	-
C322	Manufacture of musical instruments	4	-	-	-	-
C323	Manufacture of sports goods	17	4,080	-	-	-
C324	Manufacture of games and toys	28	-	-	-	-
C325	Manufacture of medical and dental instruments and supplies	56	-	-	-	-
C329	Other manufacturing, n.e.c.	204	1,156	-	1,050	68
C331	Repair of fabricated metal products, machinery and equipment	712	13,480	2,358	1,040	2,044

Table 8.2 Number of Establishments and Losses and Damages to Tangible Fixed Assets by Type for Manufacturing Establishments by Region and Industry Group: Philippines, 2018

(Values are in thousand PhP, except number of establishments. Details may not add-up to total due to rounding and/or statistical disclosure control.)

Continued

2009 PSIC Code	Region / Industry Description	Number of Establish- ments	Losses and Damages			
			Total	Land	Buildings, Other Structures and Land Improvements	Transport Equipment
		(1)	(2)	(3)	(4)	(5)
C332	Installation of industrial machinery and equipment	6	-	-	-	-
	National Capital Region	4,636	754,233	7,386	277,500	74,721
C101	Processing and preserving of meat	34	-	-	-	-
C102	Processing and preserving of fish, crustaceans and mollusks	29	7,438	-	-	7,438
C103	Processing and preserving of fruits and vegetables	36	-	-	-	-
C104	Manufacture of vegetable and animal oils and fats	19	-	-	-	-
C105	Manufacture of dairy products	26	20,649	-	-	-
C106	Manufacture of grain mill products, starches and starch products	15	343,080	-	101,119	-
C107	Manufacture of other food products	1,002	128,158	-	97,212	19,560
C108	Manufacture of prepared animal feeds	14	-	-	-	-
C110	Manufacture of beverages	204	-	-	-	-
C120	Manufacture of tobacco products	5	-	-	-	-
C131	Spinning, weaving and finishing of textiles	33	-	-	-	-
C139	Manufacture of other textiles	93	-	-	-	-
C141	Manufacture of wearing apparel, except fur apparel	325	12,842	7,386	5,456	-
C142	Custom tailoring and dressmaking	80	-	-	-	-
C143	Manufacture of knitted and crocheted apparel	21	-	-	-	-
C151	Tanning and dressing of leather; manufacture of luggage and handbags	31	-	-	-	-
C152	Manufacture of footwear	61	-	-	-	-
C161	Sawmilling and planing of wood	5	-	-	-	-
C162	Manufacture of products of wood, cork, straw and plaiting materials	29	-	-	-	-
C170	Manufacture of paper and paper products	154	-	-	-	-
C181	Printing and service activities related to printing	656	53,225	-	-	5,050
C192	Manufacture of refined petroleum products	4	-	-	-	-
C199	Manufacture of other fuel products	S	S	S	S	S
C201	Manufacture of basic chemicals	43	-	-	-	-
C202	Manufacture of other chemical products, n.e.c.	166	48,567	-	446	39,779
C203	Manufacture of man-made fibers	S	S	S	S	S
C210	Manufacture of pharmaceuticals, medicinal chemical and botanical products	29	-	-	-	-
C221	Manufacture of rubber products	53	-	-	-	-
C222	Manufacture of plastics products	350	72,961	-	9,976	2,175
C231	Manufacture of glass and glass products	31	-	-	-	-
C239	Manufacture of non-metallic mineral products, n.e.c.	65	-	-	-	-
C241	Manufacture of basic iron and steel	82	-	-	-	-
C242	Manufacture of basic precious and other non-ferrous metals	4	-	-	-	-

Table 8.2 Number of Establishments and Losses and Damages to Tangible Fixed Assets by Type for Manufacturing Establishments by Region and Industry Group: Philippines, 2018

(Values are in thousand PhP, except number of establishments. Details may not add-up to total due to rounding and/or statistical disclosure control.)

Continued

2009 PSIC Code	Region / Industry Description	Number of Establish- ments	Losses and Damages			
			Total	Land	Buildings, Other Structures and Land Improvements	Transport Equipment
		(1)	(2)	(3)	(4)	(5)
C243	Casting of metals	18	-	-	-	-
C251	Manufacture of structural metal products, tanks, reservoirs and steam generators	141	54,502	-	51,707	516
C252	Manufacture of weapons and ammunition	4	-	-	-	-
C259	Manufacture of other fabricated metal products; metal working service activities	168	984	-	-	-
C261	Manufacture of electronic components	9	-	-	-	-
C262	Manufacture of computers and peripheral equipment and accessories	S	S	S	S	S
C264	Manufacture of consumer electronics	8	-	-	-	-
C265	Manufacture of measuring, testing, navigating and control equipment; watches and clocks	8	-	-	-	-
C267	Manufacture of optical instruments and photographic equipment	S	S	S	S	S
C271	Manufacture of electric motors, generators, transformers and electricity distribution and control apparatus	17	-	-	-	-
C272	Manufacture of batteries and accumulators	S	S	S	S	S
C273	Manufacture of wiring and wiring devices	21	-	-	-	-
C274	Manufacture of electric lighting equipment	9	-	-	-	-
C275	Manufacture of domestic appliances	12	-	-	-	-
C279	Manufacture of other electrical equipment	6	-	-	-	-
C281	Manufacture of general purpose machinery	34	10,677	-	10,677	-
C282	Manufacture of special purpose machinery	30	139	-	-	137
C291	Manufacture of motor vehicles	9	-	-	-	-
C292	Manufacture of bodies (coachwork) for motor vehicles; manufacture of trailers and semi-trailers	11	-	-	-	-
C293	Manufacture of parts and accessories for motor vehicles	15	-	-	-	-
C301	Building of ships and boats	5	-	-	-	-
C303	Manufacture of air and spacecraft and related machinery	S	S	S	S	S
C309	Manufacture of transport equipment, n.e.c.	10	-	-	-	-
C310	Manufacture of furniture	154	-	-	-	-
C321	Manufacture of jewelry, bijouterie and related articles	11	-	-	-	-
C322	Manufacture of musical instruments	S	S	S	S	S
C323	Manufacture of sports goods	3	-	-	-	-
C324	Manufacture of games and toys	8	-	-	-	-
C325	Manufacture of medical and dental instruments and supplies	11	-	-	-	-
C329	Other manufacturing, n.e.c.	42	1,013	-	906	68
C331	Repair of fabricated metal products, machinery and equipment	161	-	-	-	-
C332	Installation of industrial machinery and equipment	4	-	-	-	-
Cordillera Administrative Region		685	1,065	-	-	-

Table 8.2 Number of Establishments and Losses and Damages to Tangible Fixed Assets by Type for Manufacturing Establishments by Region and Industry Group: Philippines, 2018

(Values are in thousand PhP, except number of establishments. Details may not add-up to total due to rounding and/or statistical disclosure control.)

Continued

2009 PSIC Code	Region / Industry Description	Number of Establish- ments	Losses and Damages			
			Total	Land	Buildings, Other Structures and Land Improvements	Transport Equipment
		(1)	(2)	(3)	(4)	(5)
C101	Processing and preserving of meat	6	-	-	-	-
C102	Processing and preserving of fish, crustaceans and mollusks	8	-	-	-	-
C103	Processing and preserving of fruits and vegetables	6	-	-	-	-
C105	Manufacture of dairy products	S	S	S	S	S
C106	Manufacture of grain mill products, starches and starch products	100	-	-	-	-
C107	Manufacture of other food products	140	-	-	-	-
C110	Manufacture of beverages	190	-	-	-	-
C131	Spinning, weaving and finishing of textiles	13	-	-	-	-
C139	Manufacture of other textiles	6	-	-	-	-
C141	Manufacture of wearing apparel, except fur apparel	S	S	S	S	S
C142	Custom tailoring and dressmaking	43	-	-	-	-
C162	Manufacture of products of wood, cork, straw and plaiting materials	6	-	-	-	-
C181	Printing and service activities related to printing	75	1,065	-	-	-
C201	Manufacture of basic chemicals	3	-	-	-	-
C221	Manufacture of rubber products	5	-	-	-	-
C222	Manufacture of plastics products	S	S	S	S	S
C231	Manufacture of glass and glass products	S	S	S	S	S
C239	Manufacture of non-metallic mineral products, n.e.c.	23	-	-	-	-
C241	Manufacture of basic iron and steel	5	-	-	-	-
C251	Manufacture of structural metal products, tanks, reservoirs and steam generators	10	-	-	-	-
C259	Manufacture of other fabricated metal products; metal working service activities	19	-	-	-	-
C261	Manufacture of electronic components	S	S	S	S	S
C303	Manufacture of air and spacecraft and related machinery	S	S	S	S	S
C310	Manufacture of furniture	17	-	-	-	-
C321	Manufacture of jewelry, bijouterie and related articles	S	S	S	S	S
	I - Ilocos	953	-	-	-	-
C101	Processing and preserving of meat	12	-	-	-	-
C102	Processing and preserving of fish, crustaceans and mollusks	33	-	-	-	-
C103	Processing and preserving of fruits and vegetables	3	-	-	-	-
C105	Manufacture of dairy products	S	S	S	S	S
C106	Manufacture of grain mill products, starches and starch products	71	-	-	-	-
C107	Manufacture of other food products	347	-	-	-	-
C108	Manufacture of prepared animal feeds	3	-	-	-	-

Table 8.2 Number of Establishments and Losses and Damages to Tangible Fixed Assets by Type for Manufacturing Establishments by Region and Industry Group: Philippines, 2018

(Values are in thousand PhP, except number of establishments. Details may not add-up to total due to rounding and/or statistical disclosure control.)

Continued

2009 PSIC Code	Region / Industry Description	Number of Establish- ments	Losses and Damages			
			Total	Land	Buildings, Other Structures and Land Improvements	Transport Equipment
		(1)	(2)	(3)	(4)	(5)
C110	Manufacture of beverages	140	-	-	-	-
C120	Manufacture of tobacco products	S	S	S	S	S
C131	Spinning, weaving and finishing of textiles	5	-	-	-	-
C141	Manufacture of wearing apparel, except fur apparel	5	-	-	-	-
C142	Custom tailoring and dressmaking	42	-	-	-	-
C152	Manufacture of footwear	6	-	-	-	-
C162	Manufacture of products of wood, cork, straw and plaiting materials	13	-	-	-	-
C170	Manufacture of paper and paper products	9	-	-	-	-
C181	Printing and service activities related to printing	112	-	-	-	-
C201	Manufacture of basic chemicals	6	-	-	-	-
C210	Manufacture of pharmaceuticals, medicinal chemical and botanical products	S	S	S	S	S
C221	Manufacture of rubber products	5	-	-	-	-
C231	Manufacture of glass and glass products	4	-	-	-	-
C239	Manufacture of non-metallic mineral products, n.e.c.	45	-	-	-	-
C241	Manufacture of basic iron and steel	11	-	-	-	-
C251	Manufacture of structural metal products, tanks, reservoirs and steam generators	15	-	-	-	-
C259	Manufacture of other fabricated metal products; metal working service activities	16	-	-	-	-
C273	Manufacture of wiring and wiring devices	S	S	S	S	S
C282	Manufacture of special purpose machinery	S	S	S	S	S
C292	Manufacture of bodies (coachwork) for motor vehicles; manufacture of trailers and semi-trailers	3	-	-	-	-
C293	Manufacture of parts and accessories for motor vehicles	3	-	-	-	-
C309	Manufacture of transport equipment, n.e.c.	13	-	-	-	-
C321	Manufacture of jewelry, bijouterie and related articles	S	S	S	S	S
C324	Manufacture of games and toys	S	S	S	S	S
C329	Other manufacturing, n.e.c.	7	-	-	-	-
C331	Repair of fabricated metal products, machinery and equipment	17	-	-	-	-
	II - Cagayan Valley	1,133	1,293	-	-	-
C101	Processing and preserving of meat	6	-	-	-	-
C102	Processing and preserving of fish, crustaceans and mollusks	4	-	-	-	-
C103	Processing and preserving of fruits and vegetables	8	-	-	-	-
C104	Manufacture of vegetable and animal oils and fats	S	S	S	S	S
C105	Manufacture of dairy products	4	-	-	-	-

Table 8.2 Number of Establishments and Losses and Damages to Tangible Fixed Assets by Type for Manufacturing Establishments by Region and Industry Group: Philippines, 2018

(Values are in thousand PhP, except number of establishments. Details may not add-up to total due to rounding and/or statistical disclosure control.)

Continued

2009 PSIC Code	Region / Industry Description	Number of Establish- ments	Losses and Damages			
			Total	Land	Buildings, Other Structures and Land Improvements	Transport Equipment
		(1)	(2)	(3)	(4)	(5)
C106	Manufacture of grain mill products, starches and starch products	175	-	-	-	-
C107	Manufacture of other food products	382	-	-	-	-
C108	Manufacture of prepared animal feeds	7	-	-	-	-
C110	Manufacture of beverages	227	-	-	-	-
C120	Manufacture of tobacco products	3	-	-	-	-
C131	Spinning, weaving and finishing of textiles	3	-	-	-	-
C139	Manufacture of other textiles	4	-	-	-	-
C142	Custom tailoring and dressmaking	34	-	-	-	-
C151	Tanning and dressing of leather; manufacture of luggage and handbags	3	-	-	-	-
C162	Manufacture of products of wood, cork, straw and plaiting materials	8	-	-	-	-
C181	Printing and service activities related to printing	122	1,293	-	-	-
C182	Reproduction of recorded media	3	-	-	-	-
C199	Manufacture of other fuel products	S	S	S	S	S
C201	Manufacture of basic chemicals	S	S	S	S	S
C222	Manufacture of plastics products	6	-	-	-	-
C239	Manufacture of non-metallic mineral products, n.e.c.	25	-	-	-	-
C241	Manufacture of basic iron and steel	9	-	-	-	-
C251	Manufacture of structural metal products, tanks, reservoirs and steam generators	12	-	-	-	-
C252	Manufacture of weapons and ammunition	S	S	S	S	S
C259	Manufacture of other fabricated metal products; metal working service activities	32	-	-	-	-
C279	Manufacture of other electrical equipment	3	-	-	-	-
C282	Manufacture of special purpose machinery	3	-	-	-	-
C310	Manufacture of furniture	21	-	-	-	-
C321	Manufacture of jewelry, bijouterie and related articles	5	-	-	-	-
C329	Other manufacturing, n.e.c.	S	S	S	S	S
C331	Repair of fabricated metal products, machinery and equipment	17	-	-	-	-
	III - Central Luzon	3,388	293,239	-	85,507	7,978
C101	Processing and preserving of meat	74	145,220	-	83,947	1,899
C102	Processing and preserving of fish, crustaceans and mollusks	27	-	-	-	-
C103	Processing and preserving of fruits and vegetables	31	-	-	-	-
C104	Manufacture of vegetable and animal oils and fats	4	-	-	-	-
C105	Manufacture of dairy products	12	-	-	-	-
C106	Manufacture of grain mill products, starches and starch products	235	424	-	189	210
C107	Manufacture of other food products	1,054	814	-	-	-

Table 8.2 Number of Establishments and Losses and Damages to Tangible Fixed Assets by Type for Manufacturing Establishments by Region and Industry Group: Philippines, 2018

(Values are in thousand PhP, except number of establishments. Details may not add-up to total due to rounding and/or statistical disclosure control.)

Continued

2009 PSIC Code	Region / Industry Description	Number of Establish- ments	Losses and Damages			
			Total	Land	Buildings, Other Structures and Land Improvements	Transport Equipment
		(1)	(2)	(3)	(4)	(5)
C108	Manufacture of prepared animal feeds	54	-	-	-	-
C110	Manufacture of beverages	360	-	-	-	-
C120	Manufacture of tobacco products	S	S	S	S	S
C131	Spinning, weaving and finishing of textiles	20	-	-	-	-
C139	Manufacture of other textiles	40	-	-	-	-
C141	Manufacture of wearing apparel, except fur apparel	149	4,502	-	547	1,095
C142	Custom tailoring and dressmaking	60	-	-	-	-
C143	Manufacture of knitted and crocheted apparel	3	-	-	-	-
C151	Tanning and dressing of leather; manufacture of luggage and handbags	41	-	-	-	-
C152	Manufacture of footwear	10	-	-	-	-
C161	Sawmilling and planing of wood	S	S	S	S	S
C162	Manufacture of products of wood, cork, straw and plaiting materials	63	-	-	-	-
C170	Manufacture of paper and paper products	35	-	-	-	-
C181	Printing and service activities related to printing	163	-	-	-	-
C192	Manufacture of refined petroleum products	3	-	-	-	-
C201	Manufacture of basic chemicals	21	-	-	-	-
C202	Manufacture of other chemical products, n.e.c.	35	3,578	-	35	3,030
C210	Manufacture of pharmaceuticals, medicinal chemical and botanical products	22	-	-	-	-
C221	Manufacture of rubber products	14	263	-	-	-
C222	Manufacture of plastics products	115	131	-	-	-
C231	Manufacture of glass and glass products	14	-	-	-	-
C239	Manufacture of non-metallic mineral products, n.e.c.	134	-	-	-	-
C241	Manufacture of basic iron and steel	44	-	-	-	-
C242	Manufacture of basic precious and other non-ferrous metals	4	-	-	-	-
C243	Casting of metals	7	-	-	-	-
C251	Manufacture of structural metal products, tanks, reservoirs and steam generators	60	-	-	-	-
C259	Manufacture of other fabricated metal products; metal working service activities	85	-	-	-	-
C261	Manufacture of electronic components	14	130,822	-	-	-
C262	Manufacture of computers and peripheral equipment and accessories	5	-	-	-	-
C263	Manufacture of communication equipment	S	S	S	S	S
C264	Manufacture of consumer electronics	3	-	-	-	-
C265	Manufacture of measuring, testing, navigating and control equipment; watches and clocks	3	-	-	-	-
C271	Manufacture of electric motors, generators, transformers and electricity distribution and control apparatus	10	1,600	-	-	-
C272	Manufacture of batteries and accumulators	S	S	S	S	S
C273	Manufacture of wiring and wiring devices	10	-	-	-	-
C274	Manufacture of electric lighting equipment	7	-	-	-	-

Table 8.2 Number of Establishments and Losses and Damages to Tangible Fixed Assets by Type for Manufacturing Establishments by Region and Industry Group: Philippines, 2018

(Values are in thousand PhP, except number of establishments. Details may not add-up to total due to rounding and/or statistical disclosure control.)

Continued

2009 PSIC Code	Region / Industry Description	Number of Establish- ments	Losses and Damages			
			Total	Land	Buildings, Other Structures and Land Improvements	Transport Equipment
		(1)	(2)	(3)	(4)	(5)
C275	Manufacture of domestic appliances	4	13	-	-	-
C279	Manufacture of other electrical equipment	10	-	-	-	-
C281	Manufacture of general purpose machinery	13	-	-	-	-
C282	Manufacture of special purpose machinery	15	-	-	-	-
C291	Manufacture of motor vehicles	4	5,588	-	514	1,744
C292	Manufacture of bodies (coachwork) for motor vehicles; manufacture of trailers and semi-trailers	S	S	S	S	S
C293	Manufacture of parts and accessories for motor vehicles	9	-	-	-	-
C301	Building of ships and boats	S	S	S	S	S
C33	Manufacture of air and spacecraft and related machinery	5	-	-	-	-
C309	Manufacture of transport equipment, n.e.c.	13	-	-	-	-
C310	Manufacture of furniture	121	275	-	275	-
C321	Manufacture of jewelry, bijouterie and related articles	15	8	-	-	-
C322	Manufacture of musical instruments	S	S	S	S	S
C323	Manufacture of sports goods	3	-	-	-	-
C324	Manufacture of games and toys	8	-	-	-	-
C325	Manufacture of medical and dental instruments and supplies	9	-	-	-	-
C329	Other manufacturing, n.e.c.	42	-	-	-	-
C331	Repair of fabricated metal products, machinery and equipment	62	-	-	-	-
C332	Installation of industrial machinery and equipment	S	S	S	S	S
	IVA - CALABARZON	4,035	8,579,409	2,358	609,383	15,091
C101	Processing and preserving of meat	41	-	-	-	-
C102	Processing and preserving of fish, crustaceans and mollusks	12	2,565	-	-	2,565
C103	Processing and preserving of fruits and vegetables	19	-	-	-	-
C104	Manufacture of vegetable and animal oils and fats	31	71,126	-	23,470	5,336
C105	Manufacture of dairy products	12	-	-	-	-
C106	Manufacture of grain mill products, starches and starch products	90	-	-	-	-
C107	Manufacture of other food products	877	7,487	-	7,477	-
C108	Manufacture of prepared animal feeds	69	58	-	58	-
C110	Manufacture of beverages	291	-	-	-	-
C120	Manufacture of tobacco products	3	1,821	-	1,721	100
C131	Spinning, weaving and finishing of textiles	10	140	-	-	70
C139	Manufacture of other textiles	33	-	-	-	-
C141	Manufacture of wearing apparel, except fur apparel	244	246	-	-	112
C142	Custom tailoring and dressmaking	90	123	-	-	-

Table 8.2 Number of Establishments and Losses and Damages to Tangible Fixed Assets by Type for Manufacturing Establishments by Region and Industry Group: Philippines, 2018

(Values are in thousand PhP, except number of establishments. Details may not add-up to total due to rounding and/or statistical disclosure control.)

Continued

2009 PSIC Code	Region / Industry Description	Number of Establish- ments	Losses and Damages			
			Total	Land	Buildings, Other Structures and Land Improvements	Transport Equipment
		(1)	(2)	(3)	(4)	(5)
C143	Manufacture of knitted and crocheted apparel	16	-	-	-	-
C151	Tanning and dressing of leather; manufacture of luggage and handbags	24	-	-	-	-
C152	Manufacture of footwear	34	-	-	-	-
C161	Sawmilling and planing of wood	S	S	S	S	S
C162	Manufacture of products of wood, cork, straw and plaiting materials	64	563	-	161	-
C170	Manufacture of paper and paper products	76	-	-	-	-
C181	Printing and service activities related to printing	198	-	-	-	-
C182	Reproduction of recorded media	S	S	S	S	S
C192	Manufacture of refined petroleum products	S	S	S	S	S
C199	Manufacture of other fuel products	S	S	S	S	S
C201	Manufacture of basic chemicals	31	-	-	-	-
C202	Manufacture of other chemical products, n.e.c.	91	11,223	-	4,660	2,347
C210	Manufacture of pharmaceuticals, medicinal chemical and botanical products	34	-	-	-	-
C221	Manufacture of rubber products	35	183,569	-	41,899	2,683
C222	Manufacture of plastics products	181	1,080	-	-	212
C231	Manufacture of glass and glass products	18	-	-	-	-
C239	Manufacture of non-metallic mineral products, n.e.c.	115	37,395	-	35,006	812
C241	Manufacture of basic iron and steel	59	-	-	-	-
C242	Manufacture of basic precious and other non-ferrous metals	8	-	-	-	-
C243	Casting of metals	16	127	-	-	-
C251	Manufacture of structural metal products, tanks, reservoirs and steam generators	109	-	-	-	-
C252	Manufacture of weapons and ammunition	S	S	S	S	S
C259	Manufacture of other fabricated metal products; metal working service activities	245	2,119	-	685	394
C261	Manufacture of electronic components	103	8,058,273	-	489,107	461
C262	Manufacture of computers and peripheral equipment and accessories	24	26,570	-	-	-
C263	Manufacture of communication equipment	10	-	-	-	-
C264	Manufacture of consumer electronics	12	-	-	-	-
C265	Manufacture of measuring, testing, navigating and control equipment; watches and clocks	5	-	-	-	-
C267	Manufacture of optical instruments and photographic equipment	9	73,277	-	-	-
C271	Manufacture of electric motors, generators, transformers and electricity distribution and control apparatus	46	-	-	-	-
C272	Manufacture of batteries and accumulators	S	S	S	S	S
C273	Manufacture of wiring and wiring devices	20	-	-	-	-
C274	Manufacture of electric lighting equipment	15	-	-	-	-
C275	Manufacture of domestic appliances	12	-	-	-	-
C279	Manufacture of other electrical equipment	14	172	-	-	-

Table 8.2 Number of Establishments and Losses and Damages to Tangible Fixed Assets by Type for Manufacturing Establishments by Region and Industry Group: Philippines, 2018

(Values are in thousand PhP, except number of establishments. Details may not add-up to total due to rounding and/or statistical disclosure control.)

Continued

2009 PSIC Code	Region / Industry Description	Number of Establish- ments	Losses and Damages			
			Total	Land	Buildings, Other Structures and Land Improvements	Transport Equipment
		(1)	(2)	(3)	(4)	(5)
C281	Manufacture of general purpose machinery	41	1,169	-	-	-
C282	Manufacture of special purpose machinery	73	59,161	-	4,995	-
C291	Manufacture of motor vehicles	13	-	-	-	-
C292	Manufacture of bodies (coachwork) for motor vehicles; manufacture of trailers and semi-trailers	10	-	-	-	-
C293	Manufacture of parts and accessories for motor vehicles	74	2,853	-	-	-
C301	Building of ships and boats	5	-	-	-	-
C302	Manufacture of railway locomotive and rolling stock	S	S	S	S	S
C303	Manufacture of air and spacecraft and related machinery	S	S	S	S	S
C309	Manufacture of transport equipment, n.e.c.	21	-	-	-	-
C310	Manufacture of furniture	150	-	-	-	-
C321	Manufacture of jewelry, bijouterie and related articles	4	-	-	-	-
C322	Manufacture of musical instruments	S	S	S	S	S
C323	Manufacture of sports goods	8	4,080	-	-	-
C324	Manufacture of games and toys	6	-	-	-	-
C325	Manufacture of medical and dental instruments and supplies	21	-	-	-	-
C329	Other manufacturing, n.e.c.	17	143	-	143	-
C331	Repair of fabricated metal products, machinery and equipment	133	2,358	2,358	-	-
C332	Installation of industrial machinery and equipment	S	S	S	S	S
	MIMAROPA	1,118	-	-	-	-
C101	Processing and preserving of meat	3	-	-	-	-
C102	Processing and preserving of fish, crustaceans and mollusks	S	S	S	S	S
C103	Processing and preserving of fruits and vegetables	S	S	S	S	S
C104	Manufacture of vegetable and animal oils and fats	7	-	-	-	-
C105	Manufacture of dairy products	5	-	-	-	-
C106	Manufacture of grain mill products, starches and starch products	98	-	-	-	-
C107	Manufacture of other food products	432	-	-	-	-
C110	Manufacture of beverages	289	-	-	-	-
C131	Spinning, weaving and finishing of textiles	3	-	-	-	-
C141	Manufacture of wearing apparel, except fur apparel	8	-	-	-	-
C142	Custom tailoring and dressmaking	22	-	-	-	-
C151	Tanning and dressing of leather; manufacture of luggage and handbags	3	-	-	-	-
C161	Sawmilling and planing of wood	4	-	-	-	-

Table 8.2 Number of Establishments and Losses and Damages to Tangible Fixed Assets by Type for Manufacturing Establishments by Region and Industry Group: Philippines, 2018

(Values are in thousand PhP, except number of establishments. Details may not add-up to total due to rounding and/or statistical disclosure control.)

Continued

2009 PSIC Code	Region / Industry Description	Number of Establish- ments	Losses and Damages			
			Total	Land	Buildings, Other Structures and Land Improvements	Transport Equipment
		(1)	(2)	(3)	(4)	(5)
C162	Manufacture of products of wood, cork, straw and plaiting materials	13	-	-	-	-
C181	Printing and service activities related to printing	123	-	-	-	-
C201	Manufacture of basic chemicals	3	-	-	-	-
C202	Manufacture of other chemical products, n.e.c.	S	S	S	S	S
C210	Manufacture of pharmaceuticals, medicinal chemical and botanical products	S	S	S	S	S
C222	Manufacture of plastics products	6	-	-	-	-
C239	Manufacture of non-metallic mineral products, n.e.c.	37	-	-	-	-
C241	Manufacture of basic iron and steel	8	-	-	-	-
C242	Manufacture of basic precious and other non-ferrous metals	S	S	S	S	S
C259	Manufacture of other fabricated metal products; metal working service activities	19	-	-	-	-
C282	Manufacture of special purpose machinery	S	S	S	S	S
C310	Manufacture of furniture	21	-	-	-	-
C331	Repair of fabricated metal products, machinery and equipment	5	-	-	-	-
	V - Bicol	1,339	26,741	-	11,190	1,554
C101	Processing and preserving of meat	14	8,225	-	5,475	-
C102	Processing and preserving of fish, crustaceans and mollusks	28	-	-	-	-
C103	Processing and preserving of fruits and vegetables	5	-	-	-	-
C104	Manufacture of vegetable and animal oils and fats	9	18,193	-	5,670	1,316
C105	Manufacture of dairy products	6	-	-	-	-
C106	Manufacture of grain mill products, starches and starch products	67	-	-	-	-
C107	Manufacture of other food products	542	-	-	-	-
C108	Manufacture of prepared animal feeds	4	-	-	-	-
C110	Manufacture of beverages	249	-	-	-	-
C120	Manufacture of tobacco products	S	S	S	S	S
C131	Spinning, weaving and finishing of textiles	6	-	-	-	-
C139	Manufacture of other textiles	10	-	-	-	-
C141	Manufacture of wearing apparel, except fur apparel	19	-	-	-	-
C142	Custom tailoring and dressmaking	55	45	-	45	-
C151	Tanning and dressing of leather; manufacture of luggage and handbags	3	-	-	-	-
C152	Manufacture of footwear	4	-	-	-	-
C162	Manufacture of products of wood, cork, straw and plaiting materials	32	272	-	-	238
C170	Manufacture of paper and paper products	5	-	-	-	-

Table 8.2 Number of Establishments and Losses and Damages to Tangible Fixed Assets by Type for Manufacturing Establishments by Region and Industry Group: Philippines, 2018

(Values are in thousand PhP, except number of establishments. Details may not add-up to total due to rounding and/or statistical disclosure control.)

Continued

2009 PSIC Code	Region / Industry Description	Number of Establish- ments	Losses and Damages			
			Total	Land	Buildings, Other Structures and Land Improvements	Transport Equipment
		(1)	(2)	(3)	(4)	(5)
C181	Printing and service activities related to printing	93	6	-	-	-
C201	Manufacture of basic chemicals	3	-	-	-	-
C210	Manufacture of pharmaceuticals, medicinal chemical and botanical products	5	-	-	-	-
C231	Manufacture of glass and glass products	S	S	S	S	S
C239	Manufacture of non-metallic mineral products, n.e.c.	29	-	-	-	-
C241	Manufacture of basic iron and steel	12	-	-	-	-
C242	Manufacture of basic precious and other non-ferrous metals	S	S	S	S	S
C251	Manufacture of structural metal products, tanks, reservoirs and steam generators	21	-	-	-	-
C259	Manufacture of other fabricated metal products; metal working service activities	31	-	-	-	-
C281	Manufacture of general purpose machinery	4	-	-	-	-
C282	Manufacture of special purpose machinery	3	-	-	-	-
C293	Manufacture of parts and accessories for motor vehicles	3	-	-	-	-
C310	Manufacture of furniture	25	-	-	-	-
C329	Other manufacturing, n.e.c.	19	-	-	-	-
C331	Repair of fabricated metal products, machinery and equipment	29	-	-	-	-
	VI - Western Visayas	1,425	10,649	-	2,820	3,429
C101	Processing and preserving of meat	19	-	-	-	-
C102	Processing and preserving of fish, crustaceans and mollusks	31	247	-	138	24
C103	Processing and preserving of fruits and vegetables	S	S	S	S	S
C104	Manufacture of vegetable and animal oils and fats	5	-	-	-	-
C105	Manufacture of dairy products	5	-	-	-	-
C106	Manufacture of grain mill products, starches and starch products	107	-	-	-	-
C107	Manufacture of other food products	444	191	-	191	-
C108	Manufacture of prepared animal feeds	3	-	-	-	-
C110	Manufacture of beverages	282	-	-	-	-
C131	Spinning, weaving and finishing of textiles	14	-	-	-	-
C139	Manufacture of other textiles	4	-	-	-	-
C141	Manufacture of wearing apparel, except fur apparel	17	-	-	-	-
C142	Custom tailoring and dressmaking	63	155	-	-	-
C161	Sawmilling and planing of wood	3	9,355	-	2,491	3,405
C162	Manufacture of products of wood, cork, straw and plaiting materials	14	-	-	-	-
C181	Printing and service activities related to printing	145	-	-	-	-

Table 8.2 Number of Establishments and Losses and Damages to Tangible Fixed Assets by Type for Manufacturing Establishments by Region and Industry Group: Philippines, 2018

(Values are in thousand PhP, except number of establishments. Details may not add-up to total due to rounding and/or statistical disclosure control.)

Continued

2009 PSIC Code	Region / Industry Description	Number of Establish- ments	Losses and Damages			
			Total	Land	Buildings, Other Structures and Land Improvements	Transport Equipment
		(1)	(2)	(3)	(4)	(5)
C192	Manufacture of refined petroleum products	S	S	S	S	S
C201	Manufacture of basic chemicals	9	-	-	-	-
C202	Manufacture of other chemical products, n.e.c.	S	S	S	S	S
C210	Manufacture of pharmaceuticals, medicinal chemical and botanical products	7	-	-	-	-
C221	Manufacture of rubber products	3	-	-	-	-
C222	Manufacture of plastics products	21	-	-	-	-
C231	Manufacture of glass and glass products	4	-	-	-	-
C239	Manufacture of non-metallic mineral products, n.e.c.	99	-	-	-	-
C241	Manufacture of basic iron and steel	14	-	-	-	-
C243	Casting of metals	5	-	-	-	-
C251	Manufacture of structural metal products, tanks, reservoirs and steam generators	17	-	-	-	-
C259	Manufacture of other fabricated metal products; metal working service activities	33	-	-	-	-
C265	Manufacture of measuring, testing, navigating and control equipment; watches and clocks	S	S	S	S	S
C267	Manufacture of optical instruments and photographic equipment	S	S	S	S	S
C282	Manufacture of special purpose machinery	3	-	-	-	-
C293	Manufacture of parts and accessories for motor vehicles	3	-	-	-	-
C310	Manufacture of furniture	12	701	-	-	-
C321	Manufacture of jewelry, bijouterie and related articles	5	-	-	-	-
C329	Other manufacturing, n.e.c.	11	-	-	-	-
C331	Repair of fabricated metal products, machinery and equipment	16	-	-	-	-
	VII - Central Visayas	2,347	1,284,753	-	166,391	18,539
C101	Processing and preserving of meat	27	-	-	-	-
C102	Processing and preserving of fish, crustaceans and mollusks	34	14,684	-	14,684	-
C103	Processing and preserving of fruits and vegetables	21	-	-	-	-
C104	Manufacture of vegetable and animal oils and fats	14	-	-	-	-
C105	Manufacture of dairy products	6	-	-	-	-
C106	Manufacture of grain mill products, starches and starch products	71	-	-	-	-
C107	Manufacture of other food products	758	3,833	-	485	2,911
C108	Manufacture of prepared animal feeds	19	85	-	7	-
C110	Manufacture of beverages	247	-	-	-	-
C131	Spinning, weaving and finishing of textiles	4	-	-	-	-
C139	Manufacture of other textiles	13	-	-	-	-
C141	Manufacture of wearing apparel, except fur apparel	53	-	-	-	-

Table 8.2 Number of Establishments and Losses and Damages to Tangible Fixed Assets by Type for Manufacturing Establishments by Region and Industry Group: Philippines, 2018

(Values are in thousand PhP, except number of establishments. Details may not add-up to total due to rounding and/or statistical disclosure control.)

Continued

2009 PSIC Code	Region / Industry Description	Number of Establish- ments	Losses and Damages			
			Total	Land	Buildings, Other Structures and Land Improvements	Transport Equipment
		(1)	(2)	(3)	(4)	(5)
C142	Custom tailoring and dressmaking	50	-	-	-	-
C151	Tanning and dressing of leather; manufacture of luggage and handbags	S	S	S	S	S
C152	Manufacture of footwear	16	-	-	-	-
C161	Sawmilling and planing of wood	8	-	-	-	-
C162	Manufacture of products of wood, cork, straw and plaiting materials	15	-	-	-	-
C170	Manufacture of paper and paper products	19	-	-	-	-
C181	Printing and service activities related to printing	268	-	-	-	-
C201	Manufacture of basic chemicals	18	581	-	-	-
C202	Manufacture of other chemical products, n.e.c.	36	-	-	-	-
C210	Manufacture of pharmaceuticals, medicinal chemical and botanical products	4	-	-	-	-
C221	Manufacture of rubber products	7	-	-	-	-
C222	Manufacture of plastics products	71	-	-	-	-
C231	Manufacture of glass and glass products	7	-	-	-	-
C239	Manufacture of non-metallic mineral products, n.e.c.	45	-	-	-	-
C241	Manufacture of basic iron and steel	29	93,127	-	32,928	6,572
C242	Manufacture of basic precious and other non-ferrous metals	S	S	S	S	S
C243	Casting of metals	8	-	-	-	-
C251	Manufacture of structural metal products, tanks, reservoirs and steam generators	10	-	-	-	-
C252	Manufacture of weapons and ammunition	S	S	S	S	S
C259	Manufacture of other fabricated metal products; metal working service activities	50	11,628	-	361	-
C261	Manufacture of electronic components	10	-	-	-	-
C262	Manufacture of computers and peripheral equipment and accessories	S	S	S	S	S
C263	Manufacture of communication equipment	S	S	S	S	S
C264	Manufacture of consumer electronics	3	-	-	-	-
C265	Manufacture of measuring, testing, navigating and control equipment; watches and clocks	5	-	-	-	-
C267	Manufacture of optical instruments and photographic equipment	12	1,141,748	-	114,398	4,311
C271	Manufacture of electric motors, generators, transformers and electricity distribution and control apparatus	7	-	-	-	-
C273	Manufacture of wiring and wiring devices	S	S	S	S	S
C274	Manufacture of electric lighting equipment	4	-	-	-	-
C275	Manufacture of domestic appliances	S	S	S	S	S
C279	Manufacture of other electrical equipment	S	S	S	S	S
C281	Manufacture of general purpose machinery	5	11	-	-	-
C282	Manufacture of special purpose machinery	5	-	-	-	-
C291	Manufacture of motor vehicles	10	-	-	-	-
C293	Manufacture of parts and accessories for motor vehicles	8	-	-	-	-

Table 8.2 Number of Establishments and Losses and Damages to Tangible Fixed Assets by Type for Manufacturing Establishments by Region and Industry Group: Philippines, 2018

(Values are in thousand PhP, except number of establishments. Details may not add-up to total due to rounding and/or statistical disclosure control.)

Continued

2009 PSIC Code	Region / Industry Description	Number of Establish- ments	Losses and Damages			
			Total	Land	Buildings, Other Structures and Land Improvements	Transport Equipment
		(1)	(2)	(3)	(4)	(5)
C301	Building of ships and boats	13	-	-	-	-
C309	Manufacture of transport equipment, n.e.c.	3	-	-	-	-
C310	Manufacture of furniture	173	18,240	-	3,468	4,317
C321	Manufacture of jewelry, bijouterie and related articles	37	-	-	-	-
C322	Manufacture of musical instruments	S	S	S	S	S
C323	Manufacture of sports goods	S	S	S	S	S
C324	Manufacture of games and toys	S	S	S	S	S
C325	Manufacture of medical and dental instruments and supplies	15	-	-	-	-
C329	Other manufacturing, n.e.c.	24	-	-	-	-
C331	Repair of fabricated metal products, machinery and equipment	66	813	-	60	428
	VIII - Eastern Visayas	1,415	18	-	18	-
C101	Processing and preserving of meat	S	S	S	S	S
C102	Processing and preserving of fish, crustaceans and mollusks	8	-	-	-	-
C103	Processing and preserving of fruits and vegetables	5	-	-	-	-
C104	Manufacture of vegetable and animal oils and fats	7	-	-	-	-
C105	Manufacture of dairy products	S	S	S	S	S
C106	Manufacture of grain mill products, starches and starch products	100	-	-	-	-
C107	Manufacture of other food products	646	-	-	-	-
C110	Manufacture of beverages	365	-	-	-	-
C131	Spinning, weaving and finishing of textiles	4	-	-	-	-
C139	Manufacture of other textiles	S	S	S	S	S
C141	Manufacture of wearing apparel, except fur apparel	8	-	-	-	-
C142	Custom tailoring and dressmaking	34	-	-	-	-
C162	Manufacture of products of wood, cork, straw and plaiting materials	13	-	-	-	-
C170	Manufacture of paper and paper products	7	-	-	-	-
C181	Printing and service activities related to printing	76	-	-	-	-
C201	Manufacture of basic chemicals	7	-	-	-	-
C210	Manufacture of pharmaceuticals, medicinal chemical and botanical products	S	S	S	S	S
C222	Manufacture of plastics products	9	-	-	-	-
C231	Manufacture of glass and glass products	6	-	-	-	-
C239	Manufacture of non-metallic mineral products, n.e.c.	38	-	-	-	-
C241	Manufacture of basic iron and steel	3	-	-	-	-
C242	Manufacture of basic precious and other non-ferrous metals	S	S	S	S	S
C243	Casting of metals	S	S	S	S	S

Table 8.2 Number of Establishments and Losses and Damages to Tangible Fixed Assets by Type for Manufacturing Establishments by Region and Industry Group: Philippines, 2018

(Values are in thousand PhP, except number of establishments. Details may not add-up to total due to rounding and/or statistical disclosure control.)

Continued

2009 PSIC Code	Region / Industry Description	Number of Establish- ments	Losses and Damages			
			Total	Land	Buildings, Other Structures and Land Improvements	Transport Equipment
		(1)	(2)	(3)	(4)	(5)
C251	Manufacture of structural metal products, tanks, reservoirs and steam generators	5	-	-	-	-
C259	Manufacture of other fabricated metal products; metal working service activities	38	-	-	-	-
C273	Manufacture of wiring and wiring devices	S	S	S	S	S
C282	Manufacture of special purpose machinery	S	S	S	S	S
C310	Manufacture of furniture	4	-	-	-	-
C321	Manufacture of jewelry, bijouterie and related articles	5	-	-	-	-
C329	Other manufacturing, n.e.c.	12	-	-	-	-
C331	Repair of fabricated metal products, machinery and equipment	6	-	-	-	-
	IX - Zamboanga Peninsula	1,278	1,696	-	-	1,696
C101	Processing and preserving of meat	12	-	-	-	-
C102	Processing and preserving of fish, crustaceans and mollusks	29	1,696	-	-	1,696
C104	Manufacture of vegetable and animal oils and fats	6	-	-	-	-
C105	Manufacture of dairy products	4	-	-	-	-
C106	Manufacture of grain mill products, starches and starch products	133	-	-	-	-
C107	Manufacture of other food products	649	-	-	-	-
C108	Manufacture of prepared animal feeds	S	S	S	S	S
C110	Manufacture of beverages	151	-	-	-	-
C139	Manufacture of other textiles	S	S	S	S	S
C142	Custom tailoring and dressmaking	37	-	-	-	-
C161	Sawmilling and planing of wood	4	-	-	-	-
C162	Manufacture of products of wood, cork, straw and plaiting materials	S	S	S	S	S
C181	Printing and service activities related to printing	81	-	-	-	-
C221	Manufacture of rubber products	5	-	-	-	-
C222	Manufacture of plastics products	8	-	-	-	-
C231	Manufacture of glass and glass products	4	-	-	-	-
C239	Manufacture of non-metallic mineral products, n.e.c.	36	-	-	-	-
C241	Manufacture of basic iron and steel	5	-	-	-	-
C251	Manufacture of structural metal products, tanks, reservoirs and steam generators	12	-	-	-	-
C259	Manufacture of other fabricated metal products; metal working service activities	23	-	-	-	-
C310	Manufacture of furniture	26	-	-	-	-
C321	Manufacture of jewelry, bijouterie and related articles	S	S	S	S	S
C329	Other manufacturing, n.e.c.	4	-	-	-	-

Table 8.2 Number of Establishments and Losses and Damages to Tangible Fixed Assets by Type for Manufacturing Establishments by Region and Industry Group: Philippines, 2018

(Values are in thousand PhP, except number of establishments. Details may not add-up to total due to rounding and/or statistical disclosure control.)

Continued

2009 PSIC Code	Region / Industry Description	Number of Establish- ments	Losses and Damages			
			Total	Land	Buildings, Other Structures and Land Improvements	Transport Equipment
		(1)	(2)	(3)	(4)	(5)
C331	Repair of fabricated metal products, machinery and equipment	44	-	-	-	-
	X - Northern Mindanao	1,124	10,135	-	1,354	903
C101	Processing and preserving of meat	23	-	-	-	-
C102	Processing and preserving of fish, crustaceans and mollusks	S	S	S	S	S
C103	Processing and preserving of fruits and vegetables	15	4,224	-	328	-
C104	Manufacture of vegetable and animal oils and fats	9	-	-	-	-
C105	Manufacture of dairy products	6	-	-	-	-
C106	Manufacture of grain mill products, starches and starch products	36	953	-	97	-
C107	Manufacture of other food products	409	-	-	-	-
C108	Manufacture of prepared animal feeds	7	-	-	-	-

Table 8.2 Number of Establishments and Losses and Damages to Tangible Fixed Assets by Type for Manufacturing Establishments by Region and Industry Group: Philippines, 2018

(Values are in thousand PhP, except number of establishments. Details may not add-up to total due to rounding and/or statistical disclosure control.)

Continued

2009 PSIC Code	Region / Industry Description	Number of Establish- ments	Losses and Damages			
			Total	Land	Buildings, Other Structures and Land Improvements	Transport Equipment
		(1)	(2)	(3)	(4)	(5)
C110	Manufacture of beverages	182	-	-	-	-
C131	Spinning, weaving and finishing of textiles	3	-	-	-	-
C139	Manufacture of other textiles	5	-	-	-	-
C141	Manufacture of wearing apparel, except fur apparel	10	-	-	-	-
C142	Custom tailoring and dressmaking	43	-	-	-	-
C152	Manufacture of footwear	4	-	-	-	-
C161	Sawmilling and planing of wood	15	-	-	-	-
C162	Manufacture of products of wood, cork, straw and plaiting materials	14	-	-	-	-
C170	Manufacture of paper and paper products	6	-	-	-	-
C181	Printing and service activities related to printing	92	-	-	-	-
C192	Manufacture of refined petroleum products	3	-	-	-	-
C201	Manufacture of basic chemicals	11	-	-	-	-
C202	Manufacture of other chemical products, n.e.c.	4	-	-	-	-
C210	Manufacture of pharmaceuticals, medicinal chemical and botanical products	S	S	S	S	S
C221	Manufacture of rubber products	S	S	S	S	S
C222	Manufacture of plastics products	22	-	-	-	-
C231	Manufacture of glass and glass products	3	6	-	-	6
C239	Manufacture of non-metallic mineral products, n.e.c.	38	1,719	-	574	330
C241	Manufacture of basic iron and steel	10	-	-	-	-
C243	Casting of metals	3	-	-	-	-
C251	Manufacture of structural metal products, tanks, reservoirs and steam generators	26	-	-	-	-
C259	Manufacture of other fabricated metal products; metal working service activities	17	25	-	25	-
C264	Manufacture of consumer electronics	S	S	S	S	S
C271	Manufacture of electric motors, generators, transformers and electricity distribution and control apparatus	S	S	S	S	S
C281	Manufacture of general purpose machinery	S	S	S	S	S
C282	Manufacture of special purpose machinery	S	S	S	S	S
C291	Manufacture of motor vehicles	3	-	-	-	-
C293	Manufacture of parts and accessories for motor vehicles	3	-	-	-	-
C310	Manufacture of furniture	39	-	-	-	-
C321	Manufacture of jewelry, bijouterie and related articles	S	S	S	S	S
C324	Manufacture of games and toys	S	S	S	S	S
C329	Other manufacturing, n.e.c.	S	S	S	S	S
C331	Repair of fabricated metal products, machinery and equipment	49	3,208	-	330	566
	XI - Davao	1,478	183,694	-	7,184	8,496
C101	Processing and preserving of meat	13	-	-	-	-

Table 8.2 Number of Establishments and Losses and Damages to Tangible Fixed Assets by Type for Manufacturing Establishments by Region and Industry Group: Philippines, 2018

(Values are in thousand PhP, except number of establishments. Details may not add-up to total due to rounding and/or statistical disclosure control.)

Continued

2009 PSIC Code	Region / Industry Description	Number of Establish- ments	Losses and Damages			
			Total	Land	Buildings, Other Structures and Land Improvements	Transport Equipment
		(1)	(2)	(3)	(4)	(5)
C102	Processing and preserving of fish, crustaceans and mollusks	5	-	-	-	-
C103	Processing and preserving of fruits and vegetables	13	-	-	-	-
C104	Manufacture of vegetable and animal oils and fats	17	-	-	-	-
C105	Manufacture of dairy products	5	-	-	-	-
C106	Manufacture of grain mill products, starches and starch products	131	2,291	-	-	2,165
C107	Manufacture of other food products	430	-	-	-	-
C108	Manufacture of prepared animal feeds	7	-	-	-	-
C110	Manufacture of beverages	270	-	-	-	-
C120	Manufacture of tobacco products	S	S	S	S	S
C139	Manufacture of other textiles	19	770	-	200	200
C141	Manufacture of wearing apparel, except fur apparel	23	-	-	-	-
C142	Custom tailoring and dressmaking	41	121	-	24	-
C152	Manufacture of footwear	5	-	-	-	-
C161	Sawmilling and planing of wood	3	332	-	-	150
C162	Manufacture of products of wood, cork, straw and plaiting materials	31	-	-	-	-
C170	Manufacture of paper and paper products	15	-	-	-	-
C181	Printing and service activities related to printing	123	180,180	-	6,960	5,981
C192	Manufacture of refined petroleum products	S	S	S	S	S
C201	Manufacture of basic chemicals	22	-	-	-	-
C202	Manufacture of other chemical products, n.e.c.	8	-	-	-	-
C210	Manufacture of pharmaceuticals, medicinal chemical and botanical products	8	-	-	-	-
C221	Manufacture of rubber products	4	-	-	-	-
C222	Manufacture of plastics products	42	-	-	-	-
C231	Manufacture of glass and glass products	4	-	-	-	-
C239	Manufacture of non-metallic mineral products, n.e.c.	46	-	-	-	-
C241	Manufacture of basic iron and steel	11	-	-	-	-
C242	Manufacture of basic precious and other non-ferrous metals	3	-	-	-	-
C243	Casting of metals	S	S	S	S	S
C251	Manufacture of structural metal products, tanks, reservoirs and steam generators	15	-	-	-	-
C252	Manufacture of weapons and ammunition	S	S	S	S	S
C259	Manufacture of other fabricated metal products; metal working service activities	10	-	-	-	-
C265	Manufacture of measuring, testing, navigating and control equipment; watches and clocks	S	S	S	S	S
C271	Manufacture of electric motors, generators, transformers and electricity distribution and control apparatus	S	S	S	S	S
C275	Manufacture of domestic appliances	3	-	-	-	-

Table 8.2 Number of Establishments and Losses and Damages to Tangible Fixed Assets by Type for Manufacturing Establishments by Region and Industry Group: Philippines, 2018

(Values are in thousand PhP, except number of establishments. Details may not add-up to total due to rounding and/or statistical disclosure control.)

Continued

2009 PSIC Code	Region / Industry Description	Number of Establish- ments	Losses and Damages			
			Total	Land	Buildings, Other Structures and Land Improvements	Transport Equipment
		(1)	(2)	(3)	(4)	(5)
C281	Manufacture of general purpose machinery	4	-	-	-	-
C282	Manufacture of special purpose machinery	26	-	-	-	-
C291	Manufacture of motor vehicles	S	S	S	S	S
C293	Manufacture of parts and accessories for motor vehicles	3	-	-	-	-
C301	Building of ships and boats	S	S	S	S	S
C310	Manufacture of furniture	48	-	-	-	-
C321	Manufacture of jewelry, bijouterie and related articles	5	-	-	-	-
C329	Other manufacturing, n.e.c.	11	-	-	-	-
C331	Repair of fabricated metal products, machinery and equipment	44	-	-	-	-
	XII - SOCCSKSARGEN	1,220	9,474	-	650	1,050
C101	Processing and preserving of meat	6	-	-	-	-
C102	Processing and preserving of fish, crustaceans and mollusks	24	2,341	-	-	-
C103	Processing and preserving of fruits and vegetables	S	S	S	S	S
C104	Manufacture of vegetable and animal oils and fats	7	-	-	-	-
C105	Manufacture of dairy products	3	-	-	-	-
C106	Manufacture of grain mill products, starches and starch products	180	-	-	-	-
C107	Manufacture of other food products	390	-	-	-	-
C108	Manufacture of prepared animal feeds	3	-	-	-	-
C110	Manufacture of beverages	250	-	-	-	-
C131	Spinning, weaving and finishing of textiles	6	-	-	-	-
C139	Manufacture of other textiles	3	-	-	-	-
C141	Manufacture of wearing apparel, except fur apparel	13	-	-	-	-
C142	Custom tailoring and dressmaking	51	-	-	-	-
C161	Sawmilling and planing of wood	7	-	-	-	-
C162	Manufacture of products of wood, cork, straw and plaiting materials	8	-	-	-	-
C170	Manufacture of paper and paper products	4	-	-	-	-
C181	Printing and service activities related to printing	107	-	-	-	-
C192	Manufacture of refined petroleum products	S	S	S	S	S
C201	Manufacture of basic chemicals	10	-	-	-	-
C202	Manufacture of other chemical products, n.e.c.	S	S	S	S	S
C221	Manufacture of rubber products	S	S	S	S	S
C222	Manufacture of plastics products	S	S	S	S	S
C231	Manufacture of glass and glass products	S	S	S	S	S
C239	Manufacture of non-metallic mineral products, n.e.c.	32	-	-	-	-
C241	Manufacture of basic iron and steel	12	-	-	-	-
C243	Casting of metals	S	S	S	S	S

Table 8.2 Number of Establishments and Losses and Damages to Tangible Fixed Assets by Type for Manufacturing Establishments by Region and Industry Group: Philippines, 2018

(Values are in thousand PhP, except number of establishments. Details may not add-up to total due to rounding and/or statistical disclosure control.)

Continued

2009 PSIC Code	Region / Industry Description	Number of Establish- ments	Losses and Damages			
			Total	Land	Buildings, Other Structures and Land Improvements	Transport Equipment
		(1)	(2)	(3)	(4)	(5)
C251	Manufacture of structural metal products, tanks, reservoirs and steam generators	13	-	-	-	-
C259	Manufacture of other fabricated metal products; metal working service activities	42	32	-	-	-
C301	Building of ships and boats	S	S	S	S	S
C310	Manufacture of furniture	10	-	-	-	-
C323	Manufacture of sports goods	S	S	S	S	S
C331	Repair of fabricated metal products, machinery and equipment	29	7,102	-	650	1,050
	XIII - Caraga	1,050	-	-	-	-
C101	Processing and preserving of meat	9	-	-	-	-
C102	Processing and preserving of fish, crustaceans and mollusks	S	S	S	S	S
C103	Processing and preserving of fruits and vegetables	S	S	S	S	S
C104	Manufacture of vegetable and animal oils and fats	5	-	-	-	-
C106	Manufacture of grain mill products, starches and starch products	46	-	-	-	-
C107	Manufacture of other food products	498	-	-	-	-
C108	Manufacture of prepared animal feeds	4	-	-	-	-
C110	Manufacture of beverages	167	-	-	-	-
C139	Manufacture of other textiles	3	-	-	-	-
C141	Manufacture of wearing apparel, except fur apparel	3	-	-	-	-
C142	Custom tailoring and dressmaking	22	-	-	-	-
C161	Sawmilling and planing of wood	7	-	-	-	-
C162	Manufacture of products of wood, cork, straw and plaiting materials	10	-	-	-	-
C181	Printing and service activities related to printing	86	-	-	-	-
C201	Manufacture of basic chemicals	S	S	S	S	S
C202	Manufacture of other chemical products, n.e.c.	13	-	-	-	-
C231	Manufacture of glass and glass products	S	S	S	S	S
C239	Manufacture of non-metallic mineral products, n.e.c.	35	-	-	-	-
C241	Manufacture of basic iron and steel	3	-	-	-	-
C242	Manufacture of basic precious and other non-ferrous metals	S	S	S	S	S
C259	Manufacture of other fabricated metal products; metal working service activities	32	-	-	-	-
C275	Manufacture of domestic appliances	3	-	-	-	-
C301	Building of ships and boats	S	S	S	S	S
C309	Manufacture of transport equipment, n.e.c.	7	-	-	-	-
C310	Manufacture of furniture	29	-	-	-	-
C321	Manufacture of jewelry, bijouterie and related articles	9	-	-	-	-

Table 8.2 Number of Establishments and Losses and Damages to Tangible Fixed Assets by Type for Manufacturing Establishments by Region and Industry Group: Philippines, 2018

(Values are in thousand PhP, except number of establishments. Details may not add-up to total due to rounding and/or statistical disclosure control.)

Continued

2009 PSIC Code	Region / Industry Description	Number of Establish- ments	Losses and Damages			
			Total	Land	Buildings, Other Structures and Land Improvements	Transport Equipment
		(1)	(2)	(3)	(4)	(5)
C324	Manufacture of games and toys	3	-	-	-	-
C329	Other manufacturing, n.e.c.	12	-	-	-	-
C331	Repair of fabricated metal products, machinery and equipment	34	-	-	-	-
	Autonomous Region in Muslim Mindanao	343	-	-	-	-
C104	Manufacture of vegetable and animal oils and fats	S	S	S	S	S
C106	Manufacture of grain mill products, starches and starch products	46	-	-	-	-
C107	Manufacture of other food products	83	-	-	-	-
C108	Manufacture of prepared animal feeds	3	-	-	-	-
C110	Manufacture of beverages	124	-	-	-	-
C142	Custom tailoring and dressmaking	22	-	-	-	-
C181	Printing and service activities related to printing	46	-	-	-	-
C221	Manufacture of rubber products	S	S	S	S	S
C239	Manufacture of non-metallic mineral products, n.e.c.	7	-	-	-	-
C251	Manufacture of structural metal products, tanks, reservoirs and steam generators	5	-	-	-	-
C310	Manufacture of furniture	5	-	-	-	-

Table 8.2 Number of Establishments and Losses and Damages to Tangible Fixed Assets by Type for Manufacturing Establishments by Region and Industry Group: Philippines, 2018

(Values are in thousand PhP, except number of establishments. Details may not add-up to total due to rounding and/or statistical disclosure control.)

Continued

2009 PSIC Code	Region / Industry Description	Losses and Damages					
		ICT Machinery and Equipment	Specialized Industrial Machineries	General Industrial Machinery and Equipment	Other Machinery and Equipment	Valua bles	Other Tangible Fixed Assets
		(6)	(7)	(8)	(9)	(10)	(11)
	Philippines	377,550	7,672,417	1,339,014	81,984	18	380,219
C101	Processing and preserving of meat	143	2,680	58,595	-	-	707
C102	Processing and preserving of fish, crustaceans and mollusks	-	2,241	85	-	-	100
C103	Processing and preserving of fruits and vegetables	-	3,896	-	-	-	-
C104	Manufacture of vegetable and animal oils and fats	9,220	1,060	11,209	-	-	32,037
C105	Manufacture of dairy products	20,325	3	-	-	-	320
C106	Manufacture of grain mill products, starches and starch products	6,932	230,237	5,673	-	-	126
C107	Manufacture of other food products	133	146	3,376	546	-	8,447
C108	Manufacture of prepared animal feeds	5	-	70	-	-	3
C110	Manufacture of beverages	-	-	-	-	-	-
C120	Manufacture of tobacco products	-	-	-	-	-	-
C131	Spinning, weaving and finishing of textiles	-	-	70	-	-	-
C139	Manufacture of other textiles	5	300	50	5	5	5
C141	Manufacture of wearing apparel, except fur apparel	-	2,681	179	134	-	-
C142	Custom tailoring and dressmaking	60	266	48	-	-	-
C143	Manufacture of knitted and crocheted apparel	-	-	-	-	-	-
C151	Tanning and dressing of leather; manufacture of luggage and handbags	-	-	-	-	-	-
C152	Manufacture of footwear	-	-	-	-	-	-
C161	Sawmilling and planing of wood	10	3,609	-	-	-	22
C162	Manufacture of products of wood, cork, straw and plaiting materials	-	402	-	-	-	34
C170	Manufacture of paper and paper products	-	-	-	-	-	-
C181	Printing and service activities related to printing	2,055	160,843	51,129	3,433	13	304
C182	Reproduction of recorded media	-	-	-	-	-	-
C192	Manufacture of refined petroleum products	-	-	-	-	-	-
C199	Manufacture of other fuel products	-	-	-	-	-	-
C201	Manufacture of basic chemicals	-	581	-	-	-	-
C202	Manufacture of other chemical products, n.e.c.	484	65	10,192	-	-	2,332
C203	Manufacture of man-made fibers	S	S	S	S	S	S
C210	Manufacture of pharmaceuticals, medicinal chemical and botanical products	-	-	-	-	-	-
C221	Manufacture of rubber products	-	93,367	12,495	-	-	33,387
C222	Manufacture of plastics products	121	32,013	22,240	-	-	7,436
C231	Manufacture of glass and glass products	-	-	-	-	-	-
C239	Manufacture of non-metallic mineral products, n.e.c.	630	-	1,577	-	-	185
C241	Manufacture of basic iron and steel	57	44,740	8,357	-	-	473

Table 8.2 Number of Establishments and Losses and Damages to Tangible Fixed Assets by Type for Manufacturing Establishments by Region and Industry Group: Philippines, 2018

(Values are in thousand PhP, except number of establishments. Details may not add-up to total due to rounding and/or statistical disclosure control.)

Continued

2009 PSIC Code	Region / Industry Description	Losses and Damages					
		ICT Machinery and Equipment	Specialized Industrial Machineries	General Industrial Machinery and Equipment	Other Machinery and Equipment	Valua bles	Other Tangible Fixed Assets
		(6)	(7)	(8)	(9)	(10)	(11)
C242	Manufacture of basic precious and other non-ferrous metals	-	-	-	-	-	-
C243	Casting of metals	127	-	-	-	-	-
C251	Manufacture of structural metal products, tanks, reservoirs and steam generators	399	-	-	1,879	-	-
C252	Manufacture of weapons and ammunition	-	-	-	-	-	-
C259	Manufacture of other fabricated metal products; metal working service activities	8,725	-	2,250	1,242	-	1,106
C261	Manufacture of electronic components	326,731	7,017,452	337,873	-	-	17,470
C262	Manufacture of computers and peripheral equipment and accessories	3	26,565	-	-	-	5
C263	Manufacture of communication equipment	-	-	-	-	-	-
C264	Manufacture of consumer electronics	-	-	-	-	-	-
C265	Manufacture of measuring, testing, navigating and control equipment; watches and clocks	-	-	-	-	-	-
C267	Manufacture of optical instruments and photographic equipment	8	4,555	799,379	43,563	-	248,812
C271	Manufacture of electric motors, generators, transformers and electricity distribution and control apparatus	-	-	1,372	-	-	229
C272	Manufacture of batteries and accumulators	-	-	-	-	-	-
C273	Manufacture of wiring and wiring devices	-	-	-	-	-	-
C274	Manufacture of electric lighting equipment	-	-	-	-	-	-
C275	Manufacture of domestic appliances	-	-	-	-	-	13
C279	Manufacture of other electrical equipment	-	-	172	-	-	-
C281	Manufacture of general purpose machinery	11	1,153	-	-	-	16
C282	Manufacture of special purpose machinery	2	29,464	-	-	-	24,702
C291	Manufacture of motor vehicles	195	503	2,388	-	-	243
C292	Manufacture of bodies (coachwork) for motor vehicles; manufacture of trailers and semi-trailers	-	-	-	-	-	-
C293	Manufacture of parts and accessories for motor vehicles	-	2,701	-	-	-	152
C301	Building of ships and boats	-	-	-	-	-	-
C302	Manufacture of railway locomotive and rolling stock	S	S	S	S	S	S
C303	Manufacture of air and spacecraft and related machinery	-	-	-	31,142	-	568
C309	Manufacture of transport equipment, n.e.c.	-	-	-	-	-	-
C310	Manufacture of furniture	1,062	8,625	459	40	-	971
C321	Manufacture of jewelry, bijouterie and related articles	-	-	-	-	-	8
C322	Manufacture of musical instruments	-	-	-	-	-	-
C323	Manufacture of sports goods	-	-	4,080	-	-	-
C324	Manufacture of games and toys	-	-	-	-	-	-
C325	Manufacture of medical and dental instruments and supplies	-	-	-	-	-	-

Table 8.2 Number of Establishments and Losses and Damages to Tangible Fixed Assets by Type for Manufacturing Establishments by Region and Industry Group: Philippines, 2018

(Values are in thousand PhP, except number of establishments. Details may not add-up to total due to rounding and/or statistical disclosure control.)

Continued

2009 PSIC Code	Region / Industry Description	Losses and Damages					
		ICT Machinery and Equipment	Specialized Industrial Machineries	General Industrial Machinery and Equipment	Other Machinery and Equipment	Valua bles	Other Tangible Fixed Assets
		(6)	(7)	(8)	(9)	(10)	(11)
C329	Other manufacturing, n.e.c.	26	4	4	-	-	4
C331	Repair of fabricated metal products, machinery and equipment	81	2,264	5,692	-	-	1
C332	Installation of industrial machinery and equipment	-	-	-	-	-	-
	National Capital Region	27,749	260,567	87,259	1,879	13	17,159
C101	Processing and preserving of meat	-	-	-	-	-	-
C102	Processing and preserving of fish, crustaceans and mollusks	-	-	-	-	-	-
C103	Processing and preserving of fruits and vegetables	-	-	-	-	-	-
C104	Manufacture of vegetable and animal oils and fats	-	-	-	-	-	-
C105	Manufacture of dairy products	20,325	3	-	-	-	320
C106	Manufacture of grain mill products, starches and starch products	6,932	229,356	5,673	-	-	-
C107	Manufacture of other food products	-	-	2,967	-	-	8,420
C108	Manufacture of prepared animal feeds	-	-	-	-	-	-
C110	Manufacture of beverages	-	-	-	-	-	-
C120	Manufacture of tobacco products	-	-	-	-	-	-
C131	Spinning, weaving and finishing of textiles	-	-	-	-	-	-
C139	Manufacture of other textiles	-	-	-	-	-	-
C141	Manufacture of wearing apparel, except fur apparel	-	-	-	-	-	-
C142	Custom tailoring and dressmaking	-	-	-	-	-	-
C143	Manufacture of knitted and crocheted apparel	-	-	-	-	-	-
C151	Tanning and dressing of leather; manufacture of luggage and handbags	-	-	-	-	-	-
C152	Manufacture of footwear	-	-	-	-	-	-
C161	Sawmilling and planing of wood	-	-	-	-	-	-
C162	Manufacture of products of wood, cork, straw and plaiting materials	-	-	-	-	-	-
C170	Manufacture of paper and paper products	-	-	-	-	-	-
C181	Printing and service activities related to printing	-	-	48,161	-	13	-
C192	Manufacture of refined petroleum products	-	-	-	-	-	-
C199	Manufacture of other fuel products	S	S	S	S	S	S
C201	Manufacture of basic chemicals	-	-	-	-	-	-
C202	Manufacture of other chemical products, n.e.c.	65	65	8,214	-	-	-
C203	Manufacture of man-made fibers	S	S	S	S	S	S
C210	Manufacture of pharmaceuticals, medicinal chemical and botanical products	-	-	-	-	-	-
C221	Manufacture of rubber products	-	-	-	-	-	-
C222	Manufacture of plastics products	-	31,139	22,240	-	-	7,431

Table 8.2 Number of Establishments and Losses and Damages to Tangible Fixed Assets by Type for Manufacturing Establishments by Region and Industry Group: Philippines, 2018

(Values are in thousand PhP, except number of establishments. Details may not add-up to total due to rounding and/or statistical disclosure control.)

Continued

2009 PSIC Code	Region / Industry Description	Losses and Damages					
		ICT Machinery and Equipment	Specialized Industrial Machineries	General Industrial Machinery and Equipment	Other Machinery and Equipment	Valua bles	Other Tangible Fixed Assets
		(6)	(7)	(8)	(9)	(10)	(11)
C231	Manufacture of glass and glass products	-	-	-	-	-	-
C239	Manufacture of non-metallic mineral products, n.e.c.	-	-	-	-	-	-
C241	Manufacture of basic iron and steel	-	-	-	-	-	-
C242	Manufacture of basic precious and other non-ferrous metals	-	-	-	-	-	-
C243	Casting of metals	-	-	-	-	-	-
C251	Manufacture of structural metal products, tanks, reservoirs and steam generators	399	-	-	1,879	-	-
C252	Manufacture of weapons and ammunition	-	-	-	-	-	-
C259	Manufacture of other fabricated metal products; metal working service activities	-	-	-	-	-	984
C261	Manufacture of electronic components	-	-	-	-	-	-
C262	Manufacture of computers and peripheral equipment and accessories	S	S	S	S	S	S
C264	Manufacture of consumer electronics	-	-	-	-	-	-
C265	Manufacture of measuring, testing, navigating and control equipment; watches and clocks	-	-	-	-	-	-
C267	Manufacture of optical instruments and photographic equipment	S	S	S	S	S	S
C271	Manufacture of electric motors, generators, transformers and electricity distribution and control apparatus	-	-	-	-	-	-
C272	Manufacture of batteries and accumulators	S	S	S	S	S	S
C273	Manufacture of wiring and wiring devices	-	-	-	-	-	-
C274	Manufacture of electric lighting equipment	-	-	-	-	-	-
C275	Manufacture of domestic appliances	-	-	-	-	-	-
C279	Manufacture of other electrical equipment	-	-	-	-	-	-
C281	Manufacture of general purpose machinery	-	-	-	-	-	-
C282	Manufacture of special purpose machinery	2	-	-	-	-	-
C291	Manufacture of motor vehicles	-	-	-	-	-	-
C292	Manufacture of bodies (coachwork) for motor vehicles; manufacture of trailers and semi-trailers	-	-	-	-	-	-
C293	Manufacture of parts and accessories for motor vehicles	-	-	-	-	-	-
C301	Building of ships and boats	-	-	-	-	-	-
C303	Manufacture of air and spacecraft and related machinery	S	S	S	S	S	S
C309	Manufacture of transport equipment, n.e.c.	-	-	-	-	-	-
C310	Manufacture of furniture	-	-	-	-	-	-
C321	Manufacture of jewelry, bijouterie and related articles	-	-	-	-	-	-
C322	Manufacture of musical instruments	S	S	S	S	S	S
C323	Manufacture of sports goods	-	-	-	-	-	-
C324	Manufacture of games and toys	-	-	-	-	-	-

Table 8.2 Number of Establishments and Losses and Damages to Tangible Fixed Assets by Type for Manufacturing Establishments by Region and Industry Group: Philippines, 2018

(Values are in thousand PhP, except number of establishments. Details may not add-up to total due to rounding and/or statistical disclosure control.)

Continued

2009 PSIC Code	Region / Industry Description	Losses and Damages					
		ICT Machinery and Equipment	Specialized Industrial Machineries	General Industrial Machinery and Equipment	Other Machinery and Equipment	Valua bles	Other Tangible Fixed Assets
		(6)	(7)	(8)	(9)	(10)	(11)
C325	Manufacture of medical and dental instruments and supplies	-	-	-	-	-	-
C329	Other manufacturing, n.e.c.	26	4	4	-	-	4
C331	Repair of fabricated metal products, machinery and equipment	-	-	-	-	-	-
C332	Installation of industrial machinery and equipment	-	-	-	-	-	-
	Cordillera Administrative Region	761	-	-	-	-	304
C101	Processing and preserving of meat	-	-	-	-	-	-
C102	Processing and preserving of fish, crustaceans and mollusks	-	-	-	-	-	-
C103	Processing and preserving of fruits and vegetables	-	-	-	-	-	-
C105	Manufacture of dairy products	S	S	S	S	S	S
C106	Manufacture of grain mill products, starches and starch products	-	-	-	-	-	-
C107	Manufacture of other food products	-	-	-	-	-	-
C110	Manufacture of beverages	-	-	-	-	-	-
C131	Spinning, weaving and finishing of textiles	-	-	-	-	-	-
C139	Manufacture of other textiles	-	-	-	-	-	-
C141	Manufacture of wearing apparel, except fur apparel	S	S	S	S	S	S
C142	Custom tailoring and dressmaking	-	-	-	-	-	-
C162	Manufacture of products of wood, cork, straw and plaiting materials	-	-	-	-	-	-
C181	Printing and service activities related to printing	761	-	-	-	-	304
C201	Manufacture of basic chemicals	-	-	-	-	-	-
C221	Manufacture of rubber products	-	-	-	-	-	-
C222	Manufacture of plastics products	S	S	S	S	S	S
C231	Manufacture of glass and glass products	S	S	S	S	S	S
C239	Manufacture of non-metallic mineral products, n.e.c.	-	-	-	-	-	-
C241	Manufacture of basic iron and steel	-	-	-	-	-	-
C251	Manufacture of structural metal products, tanks, reservoirs and steam generators	-	-	-	-	-	-
C259	Manufacture of other fabricated metal products; metal working service activities	-	-	-	-	-	-
C261	Manufacture of electronic components	S	S	S	S	S	S
C303	Manufacture of air and spacecraft and related machinery	S	S	S	S	S	S
C310	Manufacture of furniture	-	-	-	-	-	-
C321	Manufacture of jewelry, bijouterie and related articles	S	S	S	S	S	S
	I - Ilocos	-	-	-	-	-	-

Table 8.2 Number of Establishments and Losses and Damages to Tangible Fixed Assets by Type for Manufacturing Establishments by Region and Industry Group: Philippines, 2018

(Values are in thousand PhP, except number of establishments. Details may not add-up to total due to rounding and/or statistical disclosure control.)

Continued

2009 PSIC Code	Region / Industry Description	Losses and Damages					
		ICT Machinery and Equipment	Specialized Industrial Machineries	General Industrial Machinery and Equipment	Other Machinery and Equipment	Valua bles	Other Tangible Fixed Assets
		(6)	(7)	(8)	(9)	(10)	(11)
C101	Processing and preserving of meat	-	-	-	-	-	-
C102	Processing and preserving of fish, crustaceans and mollusks	-	-	-	-	-	-
C103	Processing and preserving of fruits and vegetables	-	-	-	-	-	-
C105	Manufacture of dairy products	S	S	S	S	S	S
C106	Manufacture of grain mill products, starches and starch products	-	-	-	-	-	-
C107	Manufacture of other food products	-	-	-	-	-	-
C108	Manufacture of prepared animal feeds	-	-	-	-	-	-
C110	Manufacture of beverages	-	-	-	-	-	-
C120	Manufacture of tobacco products	S	S	S	S	S	S
C131	Spinning, weaving and finishing of textiles	-	-	-	-	-	-
C141	Manufacture of wearing apparel, except fur apparel	-	-	-	-	-	-
C142	Custom tailoring and dressmaking	-	-	-	-	-	-
C152	Manufacture of footwear	-	-	-	-	-	-
C162	Manufacture of products of wood, cork, straw and plaiting materials	-	-	-	-	-	-
C170	Manufacture of paper and paper products	-	-	-	-	-	-
C181	Printing and service activities related to printing	-	-	-	-	-	-
C201	Manufacture of basic chemicals	-	-	-	-	-	-
C210	Manufacture of pharmaceuticals, medicinal chemical and botanical products	S	S	S	S	S	S
C221	Manufacture of rubber products	-	-	-	-	-	-
C231	Manufacture of glass and glass products	-	-	-	-	-	-
C239	Manufacture of non-metallic mineral products, n.e.c.	-	-	-	-	-	-
C241	Manufacture of basic iron and steel	-	-	-	-	-	-
C251	Manufacture of structural metal products, tanks, reservoirs and steam generators	-	-	-	-	-	-
C259	Manufacture of other fabricated metal products; metal working service activities	-	-	-	-	-	-
C273	Manufacture of wiring and wiring devices	S	S	S	S	S	S
C282	Manufacture of special purpose machinery	S	S	S	S	S	S
C292	Manufacture of bodies (coachwork) for motor vehicles; manufacture of trailers and semi-trailers	-	-	-	-	-	-
C293	Manufacture of parts and accessories for motor vehicles	-	-	-	-	-	-
C309	Manufacture of transport equipment, n.e.c.	-	-	-	-	-	-
C321	Manufacture of jewelry, bijouterie and related articles	S	S	S	S	S	S
C324	Manufacture of games and toys	S	S	S	S	S	S
C329	Other manufacturing, n.e.c.	-	-	-	-	-	-
C331	Repair of fabricated metal products, machinery and equipment	-	-	-	-	-	-

Table 8.2 Number of Establishments and Losses and Damages to Tangible Fixed Assets by Type for Manufacturing Establishments by Region and Industry Group: Philippines, 2018

(Values are in thousand PhP, except number of establishments. Details may not add-up to total due to rounding and/or statistical disclosure control.)

Continued

2009 PSIC Code	Region / Industry Description	Losses and Damages					
		ICT Machinery and Equipment	Specialized Industrial Machineries	General Industrial Machinery and Equipment	Other Machinery and Equipment	Valua bles	Other Tangible Fixed Assets
		(6)	(7)	(8)	(9)	(10)	(11)
	II - Cagayan Valley	1,293	-	-	-	-	-
C101	Processing and preserving of meat	-	-	-	-	-	-
C102	Processing and preserving of fish, crustaceans and mollusks	-	-	-	-	-	-
C103	Processing and preserving of fruits and vegetables	-	-	-	-	-	-
C104	Manufacture of vegetable and animal oils and fats	S	S	S	S	S	S
C105	Manufacture of dairy products	-	-	-	-	-	-
C106	Manufacture of grain mill products, starches and starch products	-	-	-	-	-	-
C107	Manufacture of other food products	-	-	-	-	-	-
C108	Manufacture of prepared animal feeds	-	-	-	-	-	-
C110	Manufacture of beverages	-	-	-	-	-	-
C120	Manufacture of tobacco products	-	-	-	-	-	-
C131	Spinning, weaving and finishing of textiles	-	-	-	-	-	-
C139	Manufacture of other textiles	-	-	-	-	-	-
C142	Custom tailoring and dressmaking	-	-	-	-	-	-
C151	Tanning and dressing of leather; manufacture of luggage and handbags	-	-	-	-	-	-
C162	Manufacture of products of wood, cork, straw and plaiting materials	-	-	-	-	-	-
C181	Printing and service activities related to printing	1,293	-	-	-	-	-
C182	Reproduction of recorded media	-	-	-	-	-	-
C199	Manufacture of other fuel products	S	S	S	S	S	S
C201	Manufacture of basic chemicals	S	S	S	S	S	S
C222	Manufacture of plastics products	-	-	-	-	-	-
C239	Manufacture of non-metallic mineral products, n.e.c.	-	-	-	-	-	-
C241	Manufacture of basic iron and steel	-	-	-	-	-	-
C251	Manufacture of structural metal products, tanks, reservoirs and steam generators	-	-	-	-	-	-
C252	Manufacture of weapons and ammunition	S	S	S	S	S	S
C259	Manufacture of other fabricated metal products; metal working service activities	-	-	-	-	-	-
C279	Manufacture of other electrical equipment	-	-	-	-	-	-
C282	Manufacture of special purpose machinery	-	-	-	-	-	-
C310	Manufacture of furniture	-	-	-	-	-	-
C321	Manufacture of jewelry, bijouterie and related articles	-	-	-	-	-	-
C329	Other manufacturing, n.e.c.	S	S	S	S	S	S
C331	Repair of fabricated metal products, machinery and equipment	-	-	-	-	-	-
	III - Central Luzon	794	3,341	193,525	546	-	1,548

Table 8.2 Number of Establishments and Losses and Damages to Tangible Fixed Assets by Type for Manufacturing Establishments by Region and Industry Group: Philippines, 2018

(Values are in thousand PhP, except number of establishments. Details may not add-up to total due to rounding and/or statistical disclosure control.)

Continued

2009 PSIC Code	Region / Industry Description	Losses and Damages					
		ICT Machinery and Equipment	Specialized Industrial Machineries	General Industrial Machinery and Equipment	Other Machinery and Equipment	Valua bles	Other Tangible Fixed Assets
		(6)	(7)	(8)	(9)	(10)	(11)
C101	Processing and preserving of meat	143	-	58,525	-	-	707
C102	Processing and preserving of fish, crustaceans and mollusks	-	-	-	-	-	-
C103	Processing and preserving of fruits and vegetables	-	-	-	-	-	-
C104	Manufacture of vegetable and animal oils and fats	-	-	-	-	-	-
C105	Manufacture of dairy products	-	-	-	-	-	-
C106	Manufacture of grain mill products, starches and starch products	-	25	-	-	-	-
C107	Manufacture of other food products	36	-	205	546	-	27
C108	Manufacture of prepared animal feeds	-	-	-	-	-	-
C110	Manufacture of beverages	-	-	-	-	-	-
C120	Manufacture of tobacco products	S	S	S	S	S	S
C131	Spinning, weaving and finishing of textiles	-	-	-	-	-	-
C139	Manufacture of other textiles	-	-	-	-	-	-
C141	Manufacture of wearing apparel, except fur apparel	-	2,681	179	-	-	-
C142	Custom tailoring and dressmaking	-	-	-	-	-	-
C143	Manufacture of knitted and crocheted apparel	-	-	-	-	-	-
C151	Tanning and dressing of leather; manufacture of luggage and handbags	-	-	-	-	-	-
C152	Manufacture of footwear	-	-	-	-	-	-
C161	Sawmilling and planing of wood	S	S	S	S	S	S
C162	Manufacture of products of wood, cork, straw and plaiting materials	-	-	-	-	-	-
C170	Manufacture of paper and paper products	-	-	-	-	-	-
C181	Printing and service activities related to printing	-	-	-	-	-	-
C192	Manufacture of refined petroleum products	-	-	-	-	-	-
C201	Manufacture of basic chemicals	-	-	-	-	-	-
C202	Manufacture of other chemical products, n.e.c.	420	-	36	-	-	58
C210	Manufacture of pharmaceuticals, medicinal chemical and botanical products	-	-	-	-	-	-
C221	Manufacture of rubber products	-	-	-	-	-	263
C222	Manufacture of plastics products	-	131	-	-	-	-
C231	Manufacture of glass and glass products	-	-	-	-	-	-
C239	Manufacture of non-metallic mineral products, n.e.c.	-	-	-	-	-	-
C241	Manufacture of basic iron and steel	-	-	-	-	-	-
C242	Manufacture of basic precious and other non-ferrous metals	-	-	-	-	-	-
C243	Casting of metals	-	-	-	-	-	-
C251	Manufacture of structural metal products, tanks, reservoirs and steam generators	-	-	-	-	-	-

Table 8.2 Number of Establishments and Losses and Damages to Tangible Fixed Assets by Type for Manufacturing Establishments by Region and Industry Group: Philippines, 2018

(Values are in thousand PhP, except number of establishments. Details may not add-up to total due to rounding and/or statistical disclosure control.)

Continued

2009 PSIC Code	Region / Industry Description	Losses and Damages					
		ICT Machinery and Equipment	Specialized Industrial Machineries	General Industrial Machinery and Equipment	Other Machinery and Equipment	Valua bles	Other Tangible Fixed Assets
		(6)	(7)	(8)	(9)	(10)	(11)
C259	Manufacture of other fabricated metal products; metal working service activities	-	-	-	-	-	-
C261	Manufacture of electronic components	-	-	130,822	-	-	-
C262	Manufacture of computers and peripheral equipment and accessories	-	-	-	-	-	-
C263	Manufacture of communication equipment	S	S	S	S	S	S
C264	Manufacture of consumer electronics	-	-	-	-	-	-
C265	Manufacture of measuring, testing, navigating and control equipment; watches and clocks	-	-	-	-	-	-
C271	Manufacture of electric motors, generators, transformers and electricity distribution and control apparatus	-	-	1,372	-	-	229
C272	Manufacture of batteries and accumulators	S	S	S	S	S	S
C273	Manufacture of wiring and wiring devices	-	-	-	-	-	-
C274	Manufacture of electric lighting equipment	-	-	-	-	-	-
C275	Manufacture of domestic appliances	-	-	-	-	-	13
C279	Manufacture of other electrical equipment	-	-	-	-	-	-
C281	Manufacture of general purpose machinery	-	-	-	-	-	-
C282	Manufacture of special purpose machinery	-	-	-	-	-	-
C291	Manufacture of motor vehicles	195	503	2,388	-	-	243
C292	Manufacture of bodies (coachwork) for motor vehicles; manufacture of trailers and semi-trailers	S	S	S	S	S	S
C293	Manufacture of parts and accessories for motor vehicles	-	-	-	-	-	-
C301	Building of ships and boats	S	S	S	S	S	S
C303	Manufacture of air and spacecraft and related machinery	-	-	-	-	-	-
C309	Manufacture of transport equipment, n.e.c.	-	-	-	-	-	-
C310	Manufacture of furniture	-	-	-	-	-	-
C321	Manufacture of jewelry, bijouterie and related articles	-	-	-	-	-	8
C322	Manufacture of musical instruments	S	S	S	S	S	S
C323	Manufacture of sports goods	-	-	-	-	-	-
C324	Manufacture of games and toys	-	-	-	-	-	-
C325	Manufacture of medical and dental instruments and supplies	-	-	-	-	-	-
C329	Other manufacturing, n.e.c.	-	-	-	-	-	-
C331	Repair of fabricated metal products, machinery and equipment	-	-	-	-	-	-
C332	Installation of industrial machinery and equipment	S	S	S	S	S	S
	IVA - CALABARZON	336,554	7,177,586	260,695	74,839	-	102,905
C101	Processing and preserving of meat	-	-	-	-	-	-

Table 8.2 Number of Establishments and Losses and Damages to Tangible Fixed Assets by Type for Manufacturing Establishments by Region and Industry Group: Philippines, 2018

(Values are in thousand PhP, except number of establishments. Details may not add-up to total due to rounding and/or statistical disclosure control.)

Continued

2009 PSIC Code	Region / Industry Description	Losses and Damages					
		ICT Machinery and Equipment	Specialized Industrial Machineries	General Industrial Machinery and Equipment	Other Machinery and Equipment	Valua bles	Other Tangible Fixed Assets
		(6)	(7)	(8)	(9)	(10)	(11)
C102	Processing and preserving of fish, crustaceans and mollusks	-	-	-	-	-	-
C103	Processing and preserving of fruits and vegetables	-	-	-	-	-	-
C104	Manufacture of vegetable and animal oils and fats	9,220	1,060	7,451	-	-	24,589
C105	Manufacture of dairy products	-	-	-	-	-	-
C106	Manufacture of grain mill products, starches and starch products	-	-	-	-	-	-
C107	Manufacture of other food products	-	-	10	-	-	-
C108	Manufacture of prepared animal feeds	-	-	-	-	-	-
C110	Manufacture of beverages	-	-	-	-	-	-
C120	Manufacture of tobacco products	-	-	-	-	-	-
C131	Spinning, weaving and finishing of textiles	-	-	70	-	-	-
C139	Manufacture of other textiles	-	-	-	-	-	-
C141	Manufacture of wearing apparel, except fur apparel	-	-	-	134	-	-
C142	Custom tailoring and dressmaking	-	123	-	-	-	-
C143	Manufacture of knitted and crocheted apparel	-	-	-	-	-	-
C151	Tanning and dressing of leather; manufacture of luggage and handbags	-	-	-	-	-	-
C152	Manufacture of footwear	-	-	-	-	-	-
C161	Sawmilling and planing of wood	S	S	S	S	S	S
C162	Manufacture of products of wood, cork, straw and plaiting materials	-	402	-	-	-	-
C170	Manufacture of paper and paper products	-	-	-	-	-	-
C181	Printing and service activities related to printing	-	-	-	-	-	-
C182	Reproduction of recorded media	S	S	S	S	S	S
C192	Manufacture of refined petroleum products	S	S	S	S	S	S
C199	Manufacture of other fuel products	S	S	S	S	S	S
C201	Manufacture of basic chemicals	-	-	-	-	-	-
C202	Manufacture of other chemical products, n.e.c.	-	-	1,942	-	-	2,275
C210	Manufacture of pharmaceuticals, medicinal chemical and botanical products	-	-	-	-	-	-
C221	Manufacture of rubber products	-	93,367	12,495	-	-	33,124
C222	Manufacture of plastics products	121	743	-	-	-	5
C231	Manufacture of glass and glass products	-	-	-	-	-	-
C239	Manufacture of non-metallic mineral products, n.e.c.	-	-	1,577	-	-	-
C241	Manufacture of basic iron and steel	-	-	-	-	-	-
C242	Manufacture of basic precious and other non-ferrous metals	-	-	-	-	-	-
C243	Casting of metals	127	-	-	-	-	-
C251	Manufacture of structural metal products, tanks, reservoirs and steam generators	-	-	-	-	-	-

Table 8.2 Number of Establishments and Losses and Damages to Tangible Fixed Assets by Type for Manufacturing Establishments by Region and Industry Group: Philippines, 2018

(Values are in thousand PhP, except number of establishments. Details may not add-up to total due to rounding and/or statistical disclosure control.)

Continued

2009 PSIC Code	Region / Industry Description	Losses and Damages					
		ICT Machinery and Equipment	Specialized Industrial Machineries	General Industrial Machinery and Equipment	Other Machinery and Equipment	Valua bles	Other Tangible Fixed Assets
		(6)	(7)	(8)	(9)	(10)	(11)
C252	Manufacture of weapons and ammunition	S	S	S	S	S	S
C259	Manufacture of other fabricated metal products; metal working service activities	347	-	694	-	-	-
C261	Manufacture of electronic components	326,731	7,017,452	207,051	-	-	17,470
C262	Manufacture of computers and peripheral equipment and accessories	-	26,565	-	-	-	5
C263	Manufacture of communication equipment	-	-	-	-	-	-
C264	Manufacture of consumer electronics	-	-	-	-	-	-
C265	Manufacture of measuring, testing, navigating and control equipment; watches and clocks	-	-	-	-	-	-
C267	Manufacture of optical instruments and photographic equipment	8	4,555	25,152	43,563	-	-
C271	Manufacture of electric motors, generators, transformers and electricity distribution and control apparatus	-	-	-	-	-	-
C272	Manufacture of batteries and accumulators	S	S	S	S	S	S
C273	Manufacture of wiring and wiring devices	-	-	-	-	-	-
C274	Manufacture of electric lighting equipment	-	-	-	-	-	-
C275	Manufacture of domestic appliances	-	-	-	-	-	-
C279	Manufacture of other electrical equipment	-	-	172	-	-	-
C281	Manufacture of general purpose machinery	-	1,153	-	-	-	16
C282	Manufacture of special purpose machinery	-	29,464	-	-	-	24,702
C291	Manufacture of motor vehicles	-	-	-	-	-	-
C292	Manufacture of bodies (coachwork) for motor vehicles; manufacture of trailers and semi-trailers	-	-	-	-	-	-
C293	Manufacture of parts and accessories for motor vehicles	-	2,701	-	-	-	152
C301	Building of ships and boats	-	-	-	-	-	-
C302	Manufacture of railway locomotive and rolling stock	S	S	S	S	S	S
C303	Manufacture of air and spacecraft and related machinery	S	S	S	S	S	S
C309	Manufacture of transport equipment, n.e.c.	-	-	-	-	-	-
C310	Manufacture of furniture	-	-	-	-	-	-
C321	Manufacture of jewelry, bijouterie and related articles	-	-	-	-	-	-
C322	Manufacture of musical instruments	S	S	S	S	S	S
C323	Manufacture of sports goods	-	-	4,080	-	-	-
C324	Manufacture of games and toys	-	-	-	-	-	-
C325	Manufacture of medical and dental instruments and supplies	-	-	-	-	-	-
C329	Other manufacturing, n.e.c.	-	-	-	-	-	-
C331	Repair of fabricated metal products, machinery and equipment	-	-	-	-	-	-
C332	Installation of industrial machinery and equipment	S	S	S	S	S	S

Table 8.2 Number of Establishments and Losses and Damages to Tangible Fixed Assets by Type for Manufacturing Establishments by Region and Industry Group: Philippines, 2018

(Values are in thousand PhP, except number of establishments. Details may not add-up to total due to rounding and/or statistical disclosure control.)

Continued

2009 PSIC Code	Region / Industry Description	Losses and Damages					
		ICT Machinery and Equipment	Specialized Industrial Machineries	General Industrial Machinery and Equipment	Other Machinery and Equipment	Valua bles	Other Tangible Fixed Assets
		(6)	(7)	(8)	(9)	(10)	(11)
	MIMAROPA	-	-	-	-	-	-
C101	Processing and preserving of meat	-	-	-	-	-	-
C102	Processing and preserving of fish, crustaceans and mollusks	S	S	S	S	S	S
C103	Processing and preserving of fruits and vegetables	S	S	S	S	S	S
C104	Manufacture of vegetable and animal oils and fats	-	-	-	-	-	-
C105	Manufacture of dairy products	-	-	-	-	-	-
C106	Manufacture of grain mill products, starches and starch products	-	-	-	-	-	-
C107	Manufacture of other food products	-	-	-	-	-	-
C110	Manufacture of beverages	-	-	-	-	-	-
C131	Spinning, weaving and finishing of textiles	-	-	-	-	-	-
C141	Manufacture of wearing apparel, except fur apparel	-	-	-	-	-	-
C142	Custom tailoring and dressmaking	-	-	-	-	-	-
C151	Tanning and dressing of leather; manufacture of luggage and handbags	-	-	-	-	-	-
C161	Sawmilling and planing of wood	-	-	-	-	-	-
C162	Manufacture of products of wood, cork, straw and plaiting materials	-	-	-	-	-	-
C181	Printing and service activities related to printing	-	-	-	-	-	-
C201	Manufacture of basic chemicals	-	-	-	-	-	-
C202	Manufacture of other chemical products, n.e.c.	S	S	S	S	S	S
C210	Manufacture of pharmaceuticals, medicinal chemical and botanical products	S	S	S	S	S	S
C222	Manufacture of plastics products	-	-	-	-	-	-
C239	Manufacture of non-metallic mineral products, n.e.c.	-	-	-	-	-	-
C241	Manufacture of basic iron and steel	-	-	-	-	-	-
C242	Manufacture of basic precious and other non-ferrous metals	S	S	S	S	S	S
C259	Manufacture of other fabricated metal products; metal working service activities	-	-	-	-	-	-
C282	Manufacture of special purpose machinery	S	S	S	S	S	S
C310	Manufacture of furniture	-	-	-	-	-	-
C331	Repair of fabricated metal products, machinery and equipment	-	-	-	-	-	-
	V - Bicol	1	2,681	3,832	-	-	7,482
C101	Processing and preserving of meat	-	2,680	70	-	-	-
C102	Processing and preserving of fish, crustaceans and mollusks	-	-	-	-	-	-

Table 8.2 Number of Establishments and Losses and Damages to Tangible Fixed Assets by Type for Manufacturing Establishments by Region and Industry Group: Philippines, 2018

(Values are in thousand PhP, except number of establishments. Details may not add-up to total due to rounding and/or statistical disclosure control.)

Continued

2009 PSIC Code	Region / Industry Description	Losses and Damages					
		ICT Machinery and Equipment	Specialized Industrial Machineries	General Industrial Machinery and Equipment	Other Machinery and Equipment	Valua bles	Other Tangible Fixed Assets
		(6)	(7)	(8)	(9)	(10)	(11)
C103	Processing and preserving of fruits and vegetables	-	-	-	-	-	-
C104	Manufacture of vegetable and animal oils and fats	-	-	3,758	-	-	7,448
C105	Manufacture of dairy products	-	-	-	-	-	-
C106	Manufacture of grain mill products, starches and starch products	-	-	-	-	-	-
C107	Manufacture of other food products	-	-	-	-	-	-
C108	Manufacture of prepared animal feeds	-	-	-	-	-	-
C110	Manufacture of beverages	-	-	-	-	-	-
C120	Manufacture of tobacco products	S	S	S	S	S	S
C131	Spinning, weaving and finishing of textiles	-	-	-	-	-	-
C139	Manufacture of other textiles	-	-	-	-	-	-
C141	Manufacture of wearing apparel, except fur apparel	-	-	-	-	-	-
C142	Custom tailoring and dressmaking	-	-	-	-	-	-
C151	Tanning and dressing of leather; manufacture of luggage and handbags	-	-	-	-	-	-
C152	Manufacture of footwear	-	-	-	-	-	-
C162	Manufacture of products of wood, cork, straw and plaiting materials	-	-	-	-	-	34
C170	Manufacture of paper and paper products	-	-	-	-	-	-
C181	Printing and service activities related to printing	1	1	4	-	-	-
C201	Manufacture of basic chemicals	-	-	-	-	-	-
C210	Manufacture of pharmaceuticals, medicinal chemical and botanical products	-	-	-	-	-	-
C231	Manufacture of glass and glass products	S	S	S	S	S	S
C239	Manufacture of non-metallic mineral products, n.e.c.	-	-	-	-	-	-
C241	Manufacture of basic iron and steel	-	-	-	-	-	-
C242	Manufacture of basic precious and other non-ferrous metals	S	S	S	S	S	S
C251	Manufacture of structural metal products, tanks, reservoirs and steam generators	-	-	-	-	-	-
C259	Manufacture of other fabricated metal products; metal working service activities	-	-	-	-	-	-
C281	Manufacture of general purpose machinery	-	-	-	-	-	-
C282	Manufacture of special purpose machinery	-	-	-	-	-	-
C293	Manufacture of parts and accessories for motor vehicles	-	-	-	-	-	-
C310	Manufacture of furniture	-	-	-	-	-	-
C329	Other manufacturing, n.e.c.	-	-	-	-	-	-
C331	Repair of fabricated metal products, machinery and equipment	-	-	-	-	-	-
VI - Western Visayas		146	4,168	85	-	-	-

Table 8.2 Number of Establishments and Losses and Damages to Tangible Fixed Assets by Type for Manufacturing Establishments by Region and Industry Group: Philippines, 2018

(Values are in thousand PhP, except number of establishments. Details may not add-up to total due to rounding and/or statistical disclosure control.)

Continued

2009 PSIC Code	Region / Industry Description	Losses and Damages					
		ICT Machinery and Equipment	Specialized Industrial Machineries	General Industrial Machinery and Equipment	Other Machinery and Equipment	Valua bles	Other Tangible Fixed Assets
		(6)	(7)	(8)	(9)	(10)	(11)
C101	Processing and preserving of meat	-	-	-	-	-	-
C102	Processing and preserving of fish, crustaceans and mollusks	-	-	85	-	-	-
C103	Processing and preserving of fruits and vegetables	S	S	S	S	S	S
C104	Manufacture of vegetable and animal oils and fats	-	-	-	-	-	-
C105	Manufacture of dairy products	-	-	-	-	-	-
C106	Manufacture of grain mill products, starches and starch products	-	-	-	-	-	-
C107	Manufacture of other food products	-	-	-	-	-	-
C108	Manufacture of prepared animal feeds	-	-	-	-	-	-
C110	Manufacture of beverages	-	-	-	-	-	-
C131	Spinning, weaving and finishing of textiles	-	-	-	-	-	-
C139	Manufacture of other textiles	-	-	-	-	-	-
C141	Manufacture of wearing apparel, except fur apparel	-	-	-	-	-	-
C142	Custom tailoring and dressmaking	11	143	-	-	-	-
C161	Sawmilling and planing of wood	-	3,459	-	-	-	-
C162	Manufacture of products of wood, cork, straw and plaiting materials	-	-	-	-	-	-
C181	Printing and service activities related to printing	-	-	-	-	-	-
C192	Manufacture of refined petroleum products	S	S	S	S	S	S
C201	Manufacture of basic chemicals	-	-	-	-	-	-
C202	Manufacture of other chemical products, n.e.c.	S	S	S	S	S	S
C210	Manufacture of pharmaceuticals, medicinal chemical and botanical products	-	-	-	-	-	-
C221	Manufacture of rubber products	-	-	-	-	-	-
C222	Manufacture of plastics products	-	-	-	-	-	-
C231	Manufacture of glass and glass products	-	-	-	-	-	-
C239	Manufacture of non-metallic mineral products, n.e.c.	-	-	-	-	-	-
C241	Manufacture of basic iron and steel	-	-	-	-	-	-
C243	Casting of metals	-	-	-	-	-	-
C251	Manufacture of structural metal products, tanks, reservoirs and steam generators	-	-	-	-	-	-
C259	Manufacture of other fabricated metal products; metal working service activities	-	-	-	-	-	-
C265	Manufacture of measuring, testing, navigating and control equipment; watches and clocks	S	S	S	S	S	S
C267	Manufacture of optical instruments and photographic equipment	S	S	S	S	S	S
C282	Manufacture of special purpose machinery	-	-	-	-	-	-
C293	Manufacture of parts and accessories for motor vehicles	-	-	-	-	-	-

Table 8.2 Number of Establishments and Losses and Damages to Tangible Fixed Assets by Type for Manufacturing Establishments by Region and Industry Group: Philippines, 2018

(Values are in thousand PhP, except number of establishments. Details may not add-up to total due to rounding and/or statistical disclosure control.)

Continued

2009 PSIC Code	Region / Industry Description	Losses and Damages					
		ICT Machinery and Equipment	Specialized Industrial Machineries	General Industrial Machinery and Equipment	Other Machinery and Equipment	Valua bles	Other Tangible Fixed Assets
		(6)	(7)	(8)	(9)	(10)	(11)
C310	Manufacture of furniture	135	566	-	-	-	-
C321	Manufacture of jewelry, bijouterie and related articles	-	-	-	-	-	-
C329	Other manufacturing, n.e.c.	-	-	-	-	-	-
C331	Repair of fabricated metal products, machinery and equipment	-	-	-	-	-	-
	VII - Central Visayas	9,478	53,526	785,188	1,282	-	250,350
C101	Processing and preserving of meat	-	-	-	-	-	-
C102	Processing and preserving of fish, crustaceans and mollusks	-	-	-	-	-	-
C103	Processing and preserving of fruits and vegetables	-	-	-	-	-	-
C104	Manufacture of vegetable and animal oils and fats	-	-	-	-	-	-
C105	Manufacture of dairy products	-	-	-	-	-	-
C106	Manufacture of grain mill products, starches and starch products	-	-	-	-	-	-
C107	Manufacture of other food products	97	146	194	-	-	-
C108	Manufacture of prepared animal feeds	5	-	70	-	-	3
C110	Manufacture of beverages	-	-	-	-	-	-
C131	Spinning, weaving and finishing of textiles	-	-	-	-	-	-
C139	Manufacture of other textiles	-	-	-	-	-	-
C141	Manufacture of wearing apparel, except fur apparel	-	-	-	-	-	-
C142	Custom tailoring and dressmaking	-	-	-	-	-	-
C151	Tanning and dressing of leather; manufacture of luggage and handbags	S	S	S	S	S	S
C152	Manufacture of footwear	-	-	-	-	-	-
C161	Sawmilling and planing of wood	-	-	-	-	-	-
C162	Manufacture of products of wood, cork, straw and plaiting materials	-	-	-	-	-	-
C170	Manufacture of paper and paper products	-	-	-	-	-	-
C181	Printing and service activities related to printing	-	-	-	-	-	-
C201	Manufacture of basic chemicals	-	581	-	-	-	-
C202	Manufacture of other chemical products, n.e.c.	-	-	-	-	-	-
C210	Manufacture of pharmaceuticals, medicinal chemical and botanical products	-	-	-	-	-	-
C221	Manufacture of rubber products	-	-	-	-	-	-
C222	Manufacture of plastics products	-	-	-	-	-	-
C231	Manufacture of glass and glass products	-	-	-	-	-	-
C239	Manufacture of non-metallic mineral products, n.e.c.	-	-	-	-	-	-
C241	Manufacture of basic iron and steel	57	44,740	8,357	-	-	473

Table 8.2 Number of Establishments and Losses and Damages to Tangible Fixed Assets by Type for Manufacturing Establishments by Region and Industry Group: Philippines, 2018

(Values are in thousand PhP, except number of establishments. Details may not add-up to total due to rounding and/or statistical disclosure control.)

Continued

2009 PSIC Code	Region / Industry Description	Losses and Damages					
		ICT Machinery and Equipment	Specialized Industrial Machineries	General Industrial Machinery and Equipment	Other Machinery and Equipment	Valua bles	Other Tangible Fixed Assets
		(6)	(7)	(8)	(9)	(10)	(11)
C242	Manufacture of basic precious and other non-ferrous metals	S	S	S	S	S	S
C243	Casting of metals	-	-	-	-	-	-
C251	Manufacture of structural metal products, tanks, reservoirs and steam generators	-	-	-	-	-	-
C252	Manufacture of weapons and ammunition	S	S	S	S	S	S
C259	Manufacture of other fabricated metal products; metal working service activities	8,379	-	1,556	1,242	-	90
C261	Manufacture of electronic components	-	-	-	-	-	-
C262	Manufacture of computers and peripheral equipment and accessories	S	S	S	S	S	S
C263	Manufacture of communication equipment	S	S	S	S	S	S
C264	Manufacture of consumer electronics	-	-	-	-	-	-
C265	Manufacture of measuring, testing, navigating and control equipment; watches and clocks	-	-	-	-	-	-
C267	Manufacture of optical instruments and photographic equipment	-	-	774,227	-	-	248,812
C271	Manufacture of electric motors, generators, transformers and electricity distribution and control apparatus	-	-	-	-	-	-
C273	Manufacture of wiring and wiring devices	S	S	S	S	S	S
C274	Manufacture of electric lighting equipment	-	-	-	-	-	-
C275	Manufacture of domestic appliances	S	S	S	S	S	S
C279	Manufacture of other electrical equipment	S	S	S	S	S	S
C281	Manufacture of general purpose machinery	11	-	-	-	-	-
C282	Manufacture of special purpose machinery	-	-	-	-	-	-
C291	Manufacture of motor vehicles	-	-	-	-	-	-
C293	Manufacture of parts and accessories for motor vehicles	-	-	-	-	-	-
C301	Building of ships and boats	-	-	-	-	-	-
C309	Manufacture of transport equipment, n.e.c.	-	-	-	-	-	-
C310	Manufacture of furniture	927	8,059	459	40	-	971
C321	Manufacture of jewelry, bijouterie and related articles	-	-	-	-	-	-
C322	Manufacture of musical instruments	S	S	S	S	S	S
C323	Manufacture of sports goods	S	S	S	S	S	S
C324	Manufacture of games and toys	S	S	S	S	S	S
C325	Manufacture of medical and dental instruments and supplies	-	-	-	-	-	-
C329	Other manufacturing, n.e.c.	-	-	-	-	-	-
C331	Repair of fabricated metal products, machinery and equipment	-	-	324	-	-	-
	VIII - Eastern Visayas	-	-	-	-	-	-
C101	Processing and preserving of meat	S	S	S	S	S	S

Table 8.2 Number of Establishments and Losses and Damages to Tangible Fixed Assets by Type for Manufacturing Establishments by Region and Industry Group: Philippines, 2018

(Values are in thousand PhP, except number of establishments. Details may not add-up to total due to rounding and/or statistical disclosure control.)

Continued

2009 PSIC Code	Region / Industry Description	Losses and Damages					
		ICT Machinery and Equipment	Specialized Industrial Machineries	General Industrial Machinery and Equipment	Other Machinery and Equipment	Valua bles	Other Tangible Fixed Assets
		(6)	(7)	(8)	(9)	(10)	(11)
C102	Processing and preserving of fish, crustaceans and mollusks	-	-	-	-	-	-
C103	Processing and preserving of fruits and vegetables	-	-	-	-	-	-
C104	Manufacture of vegetable and animal oils and fats	-	-	-	-	-	-
C105	Manufacture of dairy products	S	S	S	S	S	S
C106	Manufacture of grain mill products, starches and starch products	-	-	-	-	-	-
C107	Manufacture of other food products	-	-	-	-	-	-
C110	Manufacture of beverages	-	-	-	-	-	-
C131	Spinning, weaving and finishing of textiles	-	-	-	-	-	-
C139	Manufacture of other textiles	S	S	S	S	S	S
C141	Manufacture of wearing apparel, except fur apparel	-	-	-	-	-	-
C142	Custom tailoring and dressmaking	-	-	-	-	-	-
C162	Manufacture of products of wood, cork, straw and plaiting materials	-	-	-	-	-	-
C170	Manufacture of paper and paper products	-	-	-	-	-	-
C181	Printing and service activities related to printing	-	-	-	-	-	-
C201	Manufacture of basic chemicals	-	-	-	-	-	-
C210	Manufacture of pharmaceuticals, medicinal chemical and botanical products	S	S	S	S	S	S
C222	Manufacture of plastics products	-	-	-	-	-	-
C231	Manufacture of glass and glass products	-	-	-	-	-	-
C239	Manufacture of non-metallic mineral products, n.e.c.	-	-	-	-	-	-
C241	Manufacture of basic iron and steel	-	-	-	-	-	-
C242	Manufacture of basic precious and other non-ferrous metals	S	S	S	S	S	S
C243	Casting of metals	S	S	S	S	S	S
C251	Manufacture of structural metal products, tanks, reservoirs and steam generators	-	-	-	-	-	-
C259	Manufacture of other fabricated metal products; metal working service activities	-	-	-	-	-	-
C273	Manufacture of wiring and wiring devices	S	S	S	S	S	S
C282	Manufacture of special purpose machinery	S	S	S	S	S	S
C310	Manufacture of furniture	-	-	-	-	-	-
C321	Manufacture of jewelry, bijouterie and related articles	-	-	-	-	-	-
C329	Other manufacturing, n.e.c.	-	-	-	-	-	-
C331	Repair of fabricated metal products, machinery and equipment	-	-	-	-	-	-
	IX - Zamboanga Peninsula	-	-	-	-	-	-
C101	Processing and preserving of meat	-	-	-	-	-	-

Table 8.2 Number of Establishments and Losses and Damages to Tangible Fixed Assets by Type for Manufacturing Establishments by Region and Industry Group: Philippines, 2018

(Values are in thousand PhP, except number of establishments. Details may not add-up to total due to rounding and/or statistical disclosure control.)

Continued

2009 PSIC Code	Region / Industry Description	Losses and Damages					
		ICT Machinery and Equipment	Specialized Industrial Machineries	General Industrial Machinery and Equipment	Other Machinery and Equipment	Valua bles	Other Tangible Fixed Assets
		(6)	(7)	(8)	(9)	(10)	(11)
C102	Processing and preserving of fish, crustaceans and mollusks	-	-	-	-	-	-
C104	Manufacture of vegetable and animal oils and fats	-	-	-	-	-	-
C105	Manufacture of dairy products	-	-	-	-	-	-
C106	Manufacture of grain mill products, starches and starch products	-	-	-	-	-	-
C107	Manufacture of other food products	-	-	-	-	-	-
C108	Manufacture of prepared animal feeds	S	S	S	S	S	S
C110	Manufacture of beverages	-	-	-	-	-	-
C139	Manufacture of other textiles	S	S	S	S	S	S
C142	Custom tailoring and dressmaking	-	-	-	-	-	-
C161	Sawmilling and planing of wood	-	-	-	-	-	-
C162	Manufacture of products of wood, cork, straw and plaiting materials	S	S	S	S	S	S
C181	Printing and service activities related to printing	-	-	-	-	-	-
C221	Manufacture of rubber products	-	-	-	-	-	-
C222	Manufacture of plastics products	-	-	-	-	-	-
C231	Manufacture of glass and glass products	-	-	-	-	-	-
C239	Manufacture of non-metallic mineral products, n.e.c.	-	-	-	-	-	-
C241	Manufacture of basic iron and steel	-	-	-	-	-	-
C251	Manufacture of structural metal products, tanks, reservoirs and steam generators	-	-	-	-	-	-
C259	Manufacture of other fabricated metal products; metal working service activities	-	-	-	-	-	-
C310	Manufacture of furniture	-	-	-	-	-	-
C321	Manufacture of jewelry, bijouterie and related articles	S	S	S	S	S	S
C329	Other manufacturing, n.e.c.	-	-	-	-	-	-
C331	Repair of fabricated metal products, machinery and equipment	-	-	-	-	-	-
	X - Northern Mindanao	630	7,015	47	-	-	186
C101	Processing and preserving of meat	-	-	-	-	-	-
C102	Processing and preserving of fish, crustaceans and mollusks	S	S	S	S	S	S
C103	Processing and preserving of fruits and vegetables	-	3,896	-	-	-	-
C104	Manufacture of vegetable and animal oils and fats	-	-	-	-	-	-
C105	Manufacture of dairy products	-	-	-	-	-	-
C106	Manufacture of grain mill products, starches and starch products	-	856	-	-	-	-
C107	Manufacture of other food products	-	-	-	-	-	-
C108	Manufacture of prepared animal feeds	-	-	-	-	-	-

Table 8.2 Number of Establishments and Losses and Damages to Tangible Fixed Assets by Type for Manufacturing Establishments by Region and Industry Group: Philippines, 2018

(Values are in thousand PhP, except number of establishments. Details may not add-up to total due to rounding and/or statistical disclosure control.)

Continued

2009 PSIC Code	Region / Industry Description	Losses and Damages					
		ICT Machinery and Equipment	Specialized Industrial Machineries	General Industrial Machinery and Equipment	Other Machinery and Equipment	Valua bles	Other Tangible Fixed Assets
		(6)	(7)	(8)	(9)	(10)	(11)
C110	Manufacture of beverages	-	-	-	-	-	-
C131	Spinning, weaving and finishing of textiles	-	-	-	-	-	-
C139	Manufacture of other textiles	-	-	-	-	-	-
C141	Manufacture of wearing apparel, except fur apparel	-	-	-	-	-	-
C142	Custom tailoring and dressmaking	-	-	-	-	-	-
C152	Manufacture of footwear	-	-	-	-	-	-
C161	Sawmilling and planing of wood	-	-	-	-	-	-
C162	Manufacture of products of wood, cork, straw and plaiting materials	-	-	-	-	-	-
C170	Manufacture of paper and paper products	-	-	-	-	-	-
C181	Printing and service activities related to printing	-	-	-	-	-	-
C192	Manufacture of refined petroleum products	-	-	-	-	-	-
C201	Manufacture of basic chemicals	-	-	-	-	-	-
C202	Manufacture of other chemical products, n.e.c.	-	-	-	-	-	-
C210	Manufacture of pharmaceuticals, medicinal chemical and botanical products	S	S	S	S	S	S
C221	Manufacture of rubber products	S	S	S	S	S	S
C222	Manufacture of plastics products	-	-	-	-	-	-
C231	Manufacture of glass and glass products	-	-	-	-	-	-
C239	Manufacture of non-metallic mineral products, n.e.c.	630	-	-	-	-	185
C241	Manufacture of basic iron and steel	-	-	-	-	-	-
C243	Casting of metals	-	-	-	-	-	-
C251	Manufacture of structural metal products, tanks, reservoirs and steam generators	-	-	-	-	-	-
C259	Manufacture of other fabricated metal products; metal working service activities	-	-	-	-	-	-
C264	Manufacture of consumer electronics	S	S	S	S	S	S
C271	Manufacture of electric motors, generators, transformers and electricity distribution and control apparatus	S	S	S	S	S	S
C281	Manufacture of general purpose machinery	S	S	S	S	S	S
C282	Manufacture of special purpose machinery	S	S	S	S	S	S
C291	Manufacture of motor vehicles	-	-	-	-	-	-
C293	Manufacture of parts and accessories for motor vehicles	-	-	-	-	-	-
C310	Manufacture of furniture	-	-	-	-	-	-
C321	Manufacture of jewelry, bijouterie and related articles	S	S	S	S	S	S
C324	Manufacture of games and toys	S	S	S	S	S	S
C329	Other manufacturing, n.e.c.	S	S	S	S	S	S
C331	Repair of fabricated metal products, machinery and equipment	-	2,264	47	-	-	1
XI - Davao		63	161,291	3,062	3,438	5	154

Table 8.2 Number of Establishments and Losses and Damages to Tangible Fixed Assets by Type for Manufacturing Establishments by Region and Industry Group: Philippines, 2018

(Values are in thousand PhP, except number of establishments. Details may not add-up to total due to rounding and/or statistical disclosure control.)

Continued

2009 PSIC Code	Region / Industry Description	Losses and Damages					
		ICT Machinery and Equipment	Specialized Industrial Machineries	General Industrial Machinery and Equipment	Other Machinery and Equipment	Valua bles	Other Tangible Fixed Assets
		(6)	(7)	(8)	(9)	(10)	(11)
C101	Processing and preserving of meat	-	-	-	-	-	-
C102	Processing and preserving of fish, crustaceans and mollusks	-	-	-	-	-	-
C103	Processing and preserving of fruits and vegetables	-	-	-	-	-	-
C104	Manufacture of vegetable and animal oils and fats	-	-	-	-	-	-
C105	Manufacture of dairy products	-	-	-	-	-	-
C106	Manufacture of grain mill products, starches and starch products	-	-	-	-	-	126
C107	Manufacture of other food products	-	-	-	-	-	-
C108	Manufacture of prepared animal feeds	-	-	-	-	-	-
C110	Manufacture of beverages	-	-	-	-	-	-
C120	Manufacture of tobacco products	S	S	S	S	S	S
C139	Manufacture of other textiles	5	300	50	5	5	5
C141	Manufacture of wearing apparel, except fur apparel	-	-	-	-	-	-
C142	Custom tailoring and dressmaking	48	-	48	-	-	-
C152	Manufacture of footwear	-	-	-	-	-	-
C161	Sawmilling and planing of wood	10	150	-	-	-	22
C162	Manufacture of products of wood, cork, straw and plaiting materials	-	-	-	-	-	-
C170	Manufacture of paper and paper products	-	-	-	-	-	-
C181	Printing and service activities related to printing	-	160,841	2,964	3,433	-	-
C192	Manufacture of refined petroleum products	S	S	S	S	S	S
C201	Manufacture of basic chemicals	-	-	-	-	-	-
C202	Manufacture of other chemical products, n.e.c.	-	-	-	-	-	-
C210	Manufacture of pharmaceuticals, medicinal chemical and botanical products	-	-	-	-	-	-
C221	Manufacture of rubber products	-	-	-	-	-	-
C222	Manufacture of plastics products	-	-	-	-	-	-
C231	Manufacture of glass and glass products	-	-	-	-	-	-
C239	Manufacture of non-metallic mineral products, n.e.c.	-	-	-	-	-	-
C241	Manufacture of basic iron and steel	-	-	-	-	-	-
C242	Manufacture of basic precious and other non-ferrous metals	-	-	-	-	-	-
C243	Casting of metals	S	S	S	S	S	S
C251	Manufacture of structural metal products, tanks, reservoirs and steam generators	-	-	-	-	-	-
C252	Manufacture of weapons and ammunition	S	S	S	S	S	S
C259	Manufacture of other fabricated metal products; metal working service activities	-	-	-	-	-	-
C265	Manufacture of measuring, testing, navigating and control equipment; watches and clocks	S	S	S	S	S	S

Table 8.2 Number of Establishments and Losses and Damages to Tangible Fixed Assets by Type for Manufacturing Establishments by Region and Industry Group: Philippines, 2018

(Values are in thousand PhP, except number of establishments. Details may not add-up to total due to rounding and/or statistical disclosure control.)

Continued

2009 PSIC Code	Region / Industry Description	Losses and Damages					
		ICT Machinery and Equipment	Specialized Industrial Machineries	General Industrial Machinery and Equipment	Other Machinery and Equipment	Valua bles	Other Tangible Fixed Assets
		(6)	(7)	(8)	(9)	(10)	(11)
C271	Manufacture of electric motors, generators, transformers and electricity distribution and control apparatus	S	S	S	S	S	S
C275	Manufacture of domestic appliances	-	-	-	-	-	-
C281	Manufacture of general purpose machinery	-	-	-	-	-	-
C282	Manufacture of special purpose machinery	-	-	-	-	-	-
C291	Manufacture of motor vehicles	S	S	S	S	S	S
C293	Manufacture of parts and accessories for motor vehicles	-	-	-	-	-	-
C301	Building of ships and boats	S	S	S	S	S	S
C310	Manufacture of furniture	-	-	-	-	-	-
C321	Manufacture of jewelry, bijouterie and related articles	-	-	-	-	-	-
C329	Other manufacturing, n.e.c.	-	-	-	-	-	-
C331	Repair of fabricated metal products, machinery and equipment	-	-	-	-	-	-
	XII - SOCCSKSARGEN	81	2,241	5,321	-	-	131
C101	Processing and preserving of meat	-	-	-	-	-	-
C102	Processing and preserving of fish, crustaceans and mollusks	-	2,241	-	-	-	100
C103	Processing and preserving of fruits and vegetables	S	S	S	S	S	S
C104	Manufacture of vegetable and animal oils and fats	-	-	-	-	-	-
C105	Manufacture of dairy products	-	-	-	-	-	-
C106	Manufacture of grain mill products, starches and starch products	-	-	-	-	-	-
C107	Manufacture of other food products	-	-	-	-	-	-
C108	Manufacture of prepared animal feeds	-	-	-	-	-	-
C110	Manufacture of beverages	-	-	-	-	-	-
C131	Spinning, weaving and finishing of textiles	-	-	-	-	-	-
C139	Manufacture of other textiles	-	-	-	-	-	-
C141	Manufacture of wearing apparel, except fur apparel	-	-	-	-	-	-
C142	Custom tailoring and dressmaking	-	-	-	-	-	-
C161	Sawmilling and planing of wood	-	-	-	-	-	-
C162	Manufacture of products of wood, cork, straw and plaiting materials	-	-	-	-	-	-
C170	Manufacture of paper and paper products	-	-	-	-	-	-
C181	Printing and service activities related to printing	-	-	-	-	-	-
C192	Manufacture of refined petroleum products	S	S	S	S	S	S
C201	Manufacture of basic chemicals	-	-	-	-	-	-
C202	Manufacture of other chemical products, n.e.c.	S	S	S	S	S	S
C221	Manufacture of rubber products	S	S	S	S	S	S

Table 8.2 Number of Establishments and Losses and Damages to Tangible Fixed Assets by Type for Manufacturing Establishments by Region and Industry Group: Philippines, 2018

(Values are in thousand PhP, except number of establishments. Details may not add-up to total due to rounding and/or statistical disclosure control.)

Continued

2009 PSIC Code	Region / Industry Description	Losses and Damages					
		ICT Machinery and Equipment	Specialized Industrial Machineries	General Industrial Machinery and Equipment	Other Machinery and Equipment	Valua bles	Other Tangible Fixed Assets
		(6)	(7)	(8)	(9)	(10)	(11)
C222	Manufacture of plastics products	S	S	S	S	S	S
C231	Manufacture of glass and glass products	S	S	S	S	S	S
C239	Manufacture of non-metallic mineral products, n.e.c.	-	-	-	-	-	-
C241	Manufacture of basic iron and steel	-	-	-	-	-	-
C243	Casting of metals	S	S	S	S	S	S
C251	Manufacture of structural metal products, tanks, reservoirs and steam generators	-	-	-	-	-	-
C259	Manufacture of other fabricated metal products; metal working service activities	-	-	-	-	-	32
C301	Building of ships and boats	S	S	S	S	S	S
C310	Manufacture of furniture	-	-	-	-	-	-
C323	Manufacture of sports goods	S	S	S	S	S	S
C331	Repair of fabricated metal products, machinery and equipment	81	-	5,321	-	-	-
	XIII - Caraga	-	-	-	-	-	-
C101	Processing and preserving of meat	-	-	-	-	-	-
C102	Processing and preserving of fish, crustaceans and mollusks	S	S	S	S	S	S
C103	Processing and preserving of fruits and vegetables	S	S	S	S	S	S
C104	Manufacture of vegetable and animal oils and fats	-	-	-	-	-	-
C106	Manufacture of grain mill products, starches and starch products	-	-	-	-	-	-
C107	Manufacture of other food products	-	-	-	-	-	-
C108	Manufacture of prepared animal feeds	-	-	-	-	-	-
C110	Manufacture of beverages	-	-	-	-	-	-
C139	Manufacture of other textiles	-	-	-	-	-	-
C141	Manufacture of wearing apparel, except fur apparel	-	-	-	-	-	-
C142	Custom tailoring and dressmaking	-	-	-	-	-	-
C161	Sawmilling and planing of wood	-	-	-	-	-	-
C162	Manufacture of products of wood, cork, straw and plaiting materials	-	-	-	-	-	-
C181	Printing and service activities related to printing	-	-	-	-	-	-
C201	Manufacture of basic chemicals	S	S	S	S	S	S
C202	Manufacture of other chemical products, n.e.c.	-	-	-	-	-	-
C231	Manufacture of glass and glass products	S	S	S	S	S	S
C239	Manufacture of non-metallic mineral products, n.e.c.	-	-	-	-	-	-
C241	Manufacture of basic iron and steel	-	-	-	-	-	-
C242	Manufacture of basic precious and other non-ferrous metals	S	S	S	S	S	S

Table 8.2 Number of Establishments and Losses and Damages to Tangible Fixed Assets by Type for Manufacturing Establishments by Region and Industry Group: Philippines, 2018

(Values are in thousand PhP, except number of establishments. Details may not add-up to total due to rounding and/or statistical disclosure control.)

Concluded

2009 PSIC Code	Region / Industry Description	Losses and Damages					
		ICT Machinery and Equipment	Specialized Industrial Machineries	General Industrial Machinery and Equipment	Other Machinery and Equipment	Valua bles	Other Tangible Fixed Assets
		(6)	(7)	(8)	(9)	(10)	(11)
C259	Manufacture of other fabricated metal products; metal working service activities	-	-	-	-	-	-
C275	Manufacture of domestic appliances	-	-	-	-	-	-
C301	Building of ships and boats	S	S	S	S	S	S
C309	Manufacture of transport equipment, n.e.c.	-	-	-	-	-	-
C310	Manufacture of furniture	-	-	-	-	-	-
C321	Manufacture of jewelry, bijouterie and related articles	-	-	-	-	-	-
C324	Manufacture of games and toys	-	-	-	-	-	-
C329	Other manufacturing, n.e.c.	-	-	-	-	-	-
C331	Repair of fabricated metal products, machinery and equipment	-	-	-	-	-	-
	Autonomous Region in Muslim Mindanao	-	-	-	-	-	-
C104	Manufacture of vegetable and animal oils and fats	S	S	S	S	S	S
C106	Manufacture of grain mill products, starches and starch products	-	-	-	-	-	-
C107	Manufacture of other food products	-	-	-	-	-	-
C108	Manufacture of prepared animal feeds	-	-	-	-	-	-
C110	Manufacture of beverages	-	-	-	-	-	-
C142	Custom tailoring and dressmaking	-	-	-	-	-	-
C181	Printing and service activities related to printing	-	-	-	-	-	-
C221	Manufacture of rubber products	S	S	S	S	S	S
C239	Manufacture of non-metallic mineral products, n.e.c.	-	-	-	-	-	-
C251	Manufacture of structural metal products, tanks, reservoirs and steam generators	-	-	-	-	-	-
C310	Manufacture of furniture	-	-	-	-	-	-

Notes: "-" - zero value

S - suppressed

Source: Philippine Statistics Authority, 2018 Census of Philippine Business and Industry

Table 9 Number of Establishments and Book Value of Tangible Fixed Assets by Type for Manufacturing Establishments by Region and Industry Group: Philippines, 2018

(Values are in thousand PhP, except number of establishments. Details may not add-up to total due to rounding and/or statistical disclosure control.)

2009 PSIC Code	Region / Industry Description	Number of Establishments	Book Value of Tangible Fixed Assets as of 31 December 2018		
			Total	Land	Buildings, Other Structures and Land Improvements
		(1)	(2)	(3)	(4)
	Philippines	28,968	1,654,015,958	107,984,063	590,268,877
C101	Processing and preserving of meat	299	27,886,534	2,784,319	11,924,922
C102	Processing and preserving of fish, crustaceans and mollusks	278	16,326,317	2,560,580	4,404,531
C103	Processing and preserving of fruits and vegetables	169	39,084,051	911,410	15,544,407
C104	Manufacture of vegetable and animal oils and fats	140	24,538,756	4,321,818	7,512,846
C105	Manufacture of dairy products	99	21,679,628	1,101,848	6,677,501
C106	Manufacture of grain mill products, starches and starch products	1,701	42,207,699	7,550,649	14,231,772
C107	Manufacture of other food products	9,084	116,048,584	15,311,093	26,963,616
C108	Manufacture of prepared animal feeds	199	25,691,310	5,747,921	7,603,591
C110	Manufacture of beverages	3,986	104,025,608	17,318,123	18,616,141
C120	Manufacture of tobacco products	17	7,775,103	9,132	3,798,840
C131	Spinning, weaving and finishing of textiles	125	3,342,755	345,041	615,555
C139	Manufacture of other textiles	236	2,970,639	547,558	927,545
C141	Manufacture of wearing apparel, except fur apparel	880	7,300,168	1,370,164	2,842,675
C142	Custom tailoring and dressmaking	790	880,563	296,179	223,887
C143	Manufacture of knitted and crocheted apparel	40	911,692	179,986	272,170
C151	Tanning and dressing of leather; manufacture of luggage and handbags	107	2,005,403	107,706	778,346
C152	Manufacture of footwear	140	1,829,541	267,291	606,562
C161	Sawmilling and planing of wood	59	2,246,521	638,133	545,740
C162	Manufacture of products of wood, cork, straw and plaiting materials	333	6,865,419	490,845	1,996,399
C170	Manufacture of paper and paper products	330	32,418,186	3,944,575	8,023,965
C181	Printing and service activities related to printing	2,566	14,268,218	2,273,761	2,580,892
C182	Reproduction of recorded media	4	434,792	-	-
C192	Manufacture of refined petroleum products	15	81,897,357	4,635,559	6,227,564
C199	Manufacture of other fuel products	3	3,774,586	-	313,555
C201	Manufacture of basic chemicals	190	40,030,875	2,062,055	5,725,859
C202	Manufacture of other chemical products, n.e.c.	357	37,253,770	2,906,033	12,112,066
C203	Manufacture of man-made fibers	S	S	S	S
C210	Manufacture of pharmaceuticals, medicinal chemical and botanical products	117	17,412,968	1,292,997	5,961,228
C221	Manufacture of rubber products	134	19,322,941	3,255,377	4,776,509
C222	Manufacture of plastics products	834	34,664,774	3,594,553	6,748,290
C231	Manufacture of glass and glass products	104	16,289,790	382,711	1,565,807
C239	Manufacture of non-metallic mineral products, n.e.c.	846	90,676,232	6,199,926	23,616,932
C241	Manufacture of basic iron and steel	319	26,832,450	3,521,315	5,982,967

Continued

Table 9 Number of Establishments and Book Value of Tangible Fixed Assets by Type for Manufacturing Establishments by Region and Industry Group: Philippines, 2018

(Values are in thousand PhP, except number of establishments. Details may not add-up to total due to rounding and/or statistical disclosure control.)

Continued

2009 PSIC Code	Region / Industry Description	Number of Establishments	Book Value of Tangible Fixed Assets as of 31 December 2018		
			Total	Land	Buildings, Other Structures and Land Improvements
		(1)	(2)	(3)	(4)
C242	Manufacture of basic precious and other non-ferrous metals	26	119,018,430	22,591	26,217,168
C243	Casting of metals	59	3,320,359	219,857	740,324
C251	Manufacture of structural metal products, tanks, reservoirs and steam generators	469	8,894,267	1,309,289	2,094,812
C252	Manufacture of weapons and ammunition	12	159,662	11,881	39,650
C259	Manufacture of other fabricated metal products; metal working service activities	859	24,766,535	2,410,652	6,524,788
C261	Manufacture of electronic components	138	356,256,350	419,663	209,177,099
C262	Manufacture of computers and peripheral equipment and accessories	32	23,901,361	-	7,429,542
C263	Manufacture of communication equipment	13	1,637,487	-	929,664
C264	Manufacture of consumer electronics	27	5,710,505	69,753	1,608,293
C265	Manufacture of measuring, testing, navigating and control equipment; watches and clocks	25	649,444	9,081	399,102
C267	Manufacture of optical instruments and photographic equipment	24	6,038,701	2,510	2,655,647
C271	Manufacture of electric motors, generators, transformers and electricity distribution and control apparatus	84	5,086,627	1,291,060	989,231
C272	Manufacture of batteries and accumulators	6	82,189	18,995	21,215
C273	Manufacture of wiring and wiring devices	53	3,771,928	348,136	1,541,605
C274	Manufacture of electric lighting equipment	34	2,315,701	98,078	954,820
C275	Manufacture of domestic appliances	36	1,052,527	387,167	283,929
C279	Manufacture of other electrical equipment	35	8,487,958	115,018	2,134,773
C281	Manufacture of general purpose machinery	102	14,024,320	532,837	8,331,391
C282	Manufacture of special purpose machinery	162	15,565,029	256,689	7,089,783
C291	Manufacture of motor vehicles	40	5,611,241	100,367	2,160,890
C292	Manufacture of bodies (coachwork) for motor vehicles; manufacture of trailers and semi-trailers	24	940,044	253,774	288,616
C293	Manufacture of parts and accessories for motor vehicles	119	42,456,202	150,833	11,744,826
C301	Building of ships and boats	29	75,192,127	20,108	63,910,372
C302	Manufacture of railway locomotive and rolling stock	S	S	S	S
C303	Manufacture of air and spacecraft and related machinery	8	8,791,091	1,250	3,750,987
C309	Manufacture of transport equipment, n.e.c.	67	6,482,406	66,952	3,080,224
C310	Manufacture of furniture	852	7,503,176	2,414,503	2,065,511
C321	Manufacture of jewelry, bijouterie and related articles	99	445,039	32,421	197,990
C322	Manufacture of musical instruments	4	14,684	1,530	2,323
C323	Manufacture of sports goods	17	685,198	7,855	70,346
C324	Manufacture of games and toys	28	868,136	80,406	535,475

Table 9 Number of Establishments and Book Value of Tangible Fixed Assets by Type for Manufacturing Establishments by Region and Industry Group: Philippines, 2018

(Values are in thousand PhP, except number of establishments. Details may not add-up to total due to rounding and/or statistical disclosure control.)

Continued

2009 PSIC Code	Region / Industry Description	Number of Establishments	Book Value of Tangible Fixed Assets as of 31 December 2018		
			Total	Land	Buildings, Other Structures and Land Improvements
		(1)	(2)	(3)	(4)
C325	Manufacture of medical and dental instruments and supplies	56	17,484,087	143,238	7,179,694
C329	Other manufacturing, n.e.c.	204	1,320,873	229,895	317,136
C331	Repair of fabricated metal products, machinery and equipment	712	16,445,681	1,028,330	6,022,782
C332	Installation of industrial machinery and equipment	6	81,593	-	12,283
	National Capital Region	4,636	221,701,067	28,591,697	57,208,410
C101	Processing and preserving of meat	34	3,983,124	342,131	1,873,832
C102	Processing and preserving of fish, crustaceans and mollusks	29	3,126,137	293,632	707,574
C103	Processing and preserving of fruits and vegetables	36	29,108,874	21,871	12,678,402
C104	Manufacture of vegetable and animal oils and fats	19	5,657,343	867,160	1,868,154
C105	Manufacture of dairy products	26	3,268,810	265,346	903,570
C106	Manufacture of grain mill products, starches and starch products	15	9,688,412	2,489,513	3,022,525
C107	Manufacture of other food products	1,002	36,833,882	3,904,658	7,977,626
C108	Manufacture of prepared animal feeds	14	1,805,397	288,403	812,315
C110	Manufacture of beverages	204	10,059,016	345,001	797,938
C120	Manufacture of tobacco products	5	5,175,866	-	2,539,727
C131	Spinning, weaving and finishing of textiles	33	519,040	163,994	28,803
C139	Manufacture of other textiles	93	1,135,673	174,742	185,571
C141	Manufacture of wearing apparel, except fur apparel	325	2,470,482	899,138	770,890
C142	Custom tailoring and dressmaking	80	102,430	1,980	15,311
C143	Manufacture of knitted and crocheted apparel	21	333,557	174,986	24,806
C151	Tanning and dressing of leather; manufacture of luggage and handbags	31	169,762	46,203	80,696
C152	Manufacture of footwear	61	414,239	138,931	75,515
C161	Sawmilling and planing of wood	5	984,617	310,676	35,192
C162	Manufacture of products of wood, cork, straw and plaiting materials	29	92,611	13,778	30,781
C170	Manufacture of paper and paper products	154	10,442,481	2,503,176	2,850,102
C181	Printing and service activities related to printing	656	8,040,457	1,367,918	1,198,523
C192	Manufacture of refined petroleum products	4	20,348	-	11,609
C199	Manufacture of other fuel products	S	S	S	S
C201	Manufacture of basic chemicals	43	2,049,314	430,119	676,072
C202	Manufacture of other chemical products, n.e.c.	166	16,724,743	963,846	4,301,019
C203	Manufacture of man-made fibers	S	S	S	S
C210	Manufacture of pharmaceuticals, medicinal chemical and botanical products	29	6,413,462	148,847	1,283,766

Table 9 Number of Establishments and Book Value of Tangible Fixed Assets by Type for Manufacturing Establishments by Region and Industry Group: Philippines, 2018*(Values are in thousand PhP, except number of establishments. Details may not add-up to total due to rounding and/or statistical disclosure control.)**Continued*

2009 PSIC Code	Region / Industry Description	Number of Establishments	Book Value of Tangible Fixed Assets as of 31 December 2018		
			Total	Land	Buildings, Other Structures and Land Improvements
		(1)	(2)	(3)	(4)
C221	Manufacture of rubber products	53	4,457,314	3,033,313	764,842
C222	Manufacture of plastics products	350	13,246,070	1,792,727	2,091,767
C231	Manufacture of glass and glass products	31	876,564	109,972	243,737
C239	Manufacture of non-metallic mineral products, n.e.c.	65	5,420,745	662,251	584,909
C241	Manufacture of basic iron and steel	82	3,269,714	1,428,371	523,902
C242	Manufacture of basic precious and other non-ferrous metals	4	415,087	2,715	23,927
C243	Casting of metals	18	444,781	153,020	65,096
C251	Manufacture of structural metal products, tanks, reservoirs and steam generators	141	3,059,847	756,852	485,285
C252	Manufacture of weapons and ammunition	4	129,440	2,491	35,533
C259	Manufacture of other fabricated metal products; metal working service activities	168	5,016,479	1,065,328	1,057,197
C261	Manufacture of electronic components	9	11,713,753	2,826	2,548,639
C262	Manufacture of computers and peripheral equipment and accessories	S	S	S	S
C264	Manufacture of consumer electronics	8	165,907	53,904	41,672
C265	Manufacture of measuring, testing, navigating and control equipment; watches and clocks	8	104,924	-	53,227
C267	Manufacture of optical instruments and photographic equipment	S	S	S	S
C271	Manufacture of electric motors, generators, transformers and electricity distribution and control apparatus	17	1,389,974	1,223,196	92,992
C272	Manufacture of batteries and accumulators	S	S	S	S
C273	Manufacture of wiring and wiring devices	21	805,525	192,164	208,756
C274	Manufacture of electric lighting equipment	9	222,273	70,900	34,558
C275	Manufacture of domestic appliances	12	500,181	111,212	104,752
C279	Manufacture of other electrical equipment	6	174,534	40,604	19,859
C281	Manufacture of general purpose machinery	34	1,129,077	458,235	161,133
C282	Manufacture of special purpose machinery	30	445,805	54,656	60,380
C291	Manufacture of motor vehicles	9	80,753	23,827	38,520
C292	Manufacture of bodies (coachwork) for motor vehicles; manufacture of trailers and semi-trailers	11	141,807	31,705	18,479
C293	Manufacture of parts and accessories for motor vehicles	15	1,442,913	14,780	212,182
C301	Building of ships and boats	5	50,459	18,315	9,725
C303	Manufacture of air and spacecraft and related machinery	S	S	S	S
C309	Manufacture of transport equipment, n.e.c.	10	448,998	31,132	159,456
C310	Manufacture of furniture	154	2,678,014	790,527	711,651
C321	Manufacture of jewelry, bijouterie and related articles	11	28,130	1,000	10,931
C322	Manufacture of musical instruments	S	S	S	S
C323	Manufacture of sports goods	3	78,941	1,255	5,350

Table 9 Number of Establishments and Book Value of Tangible Fixed Assets by Type for Manufacturing Establishments by Region and Industry Group: Philippines, 2018

(Values are in thousand PhP, except number of establishments. Details may not add-up to total due to rounding and/or statistical disclosure control.)

Continued

2009 PSIC Code	Region / Industry Description	Number of Establishments	Book Value of Tangible Fixed Assets as of 31 December 2018		
			Total	Land	Buildings, Other Structures and Land Improvements
		(1)	(2)	(3)	(4)
C324	Manufacture of games and toys	8	20,763	7,468	3,333
C325	Manufacture of medical and dental instruments and supplies	11	220,766	48,490	19,552
C329	Other manufacturing, n.e.c.	42	413,165	71,859	96,673
C331	Repair of fabricated metal products, machinery and equipment	161	4,349,688	168,831	1,903,692
C332	Installation of industrial machinery and equipment	4	7,002	-	5,482
	Cordillera Administrative Region	685	58,038,544	224,938	49,816,798
C101	Processing and preserving of meat	6	267,454	37,420	175,172
C102	Processing and preserving of fish, crustaceans and mollusks	8	20,162	10,020	8,293
C103	Processing and preserving of fruits and vegetables	6	251,334	-	96,150
C105	Manufacture of dairy products	S	S	S	S
C106	Manufacture of grain mill products, starches and starch products	100	29,483	7,941	8,435
C107	Manufacture of other food products	140	652,411	35,449	183,344
C110	Manufacture of beverages	190	278,913	57,959	58,775
C131	Spinning, weaving and finishing of textiles	13	33,907	6,933	5,228
C139	Manufacture of other textiles	6	5,605	-	-
C141	Manufacture of wearing apparel, except fur apparel	S	S	S	S
C142	Custom tailoring and dressmaking	43	34,191	6,084	4,428
C162	Manufacture of products of wood, cork, straw and plaiting materials	6	16,264	6,740	5,870
C181	Printing and service activities related to printing	75	115,846	10,544	41,574
C201	Manufacture of basic chemicals	3	4,800	604	2,414
C221	Manufacture of rubber products	5	1,379	724	604
C222	Manufacture of plastics products	S	S	S	S
C231	Manufacture of glass and glass products	S	S	S	S
C239	Manufacture of non-metallic mineral products, n.e.c.	23	158,286	11,703	34,538
C241	Manufacture of basic iron and steel	5	28,624	5,863	9,480
C251	Manufacture of structural metal products, tanks, reservoirs and steam generators	10	17,101	9,531	794
C259	Manufacture of other fabricated metal products; metal working service activities	19	28,250	14,282	5,578
C261	Manufacture of electronic components	S	S	S	S
C303	Manufacture of air and spacecraft and related machinery	S	S	S	S
C310	Manufacture of furniture	17	70,583	3,000	5,883
C321	Manufacture of jewelry, bijouterie and related articles	S	S	S	S

Table 9 Number of Establishments and Book Value of Tangible Fixed Assets by Type for Manufacturing Establishments by Region and Industry Group: Philippines, 2018

(Values are in thousand PhP, except number of establishments. Details may not add-up to total due to rounding and/or statistical disclosure control.)

Continued

2009 PSIC Code	Region / Industry Description	Number of Establishments	Book Value of Tangible Fixed Assets as of 31 December 2018		
			Total	Land	Buildings, Other Structures and Land Improvements
		(1)	(2)	(3)	(4)
I - Ilocos Region		953	19,864,574	2,052,820	5,486,883
C101	Processing and preserving of meat	12	249,468	50,567	61,910
C102	Processing and preserving of fish, crustaceans and mollusks	33	164,930	3,822	88,289
C103	Processing and preserving of fruits and vegetables	3	31,172	-	2,556
C105	Manufacture of dairy products	S	S	S	S
C106	Manufacture of grain mill products, starches and starch products	71	2,006,573	609,412	579,071
C107	Manufacture of other food products	347	1,068,630	264,328	433,235
C108	Manufacture of prepared animal feeds	3	68,594	60	12,643
C110	Manufacture of beverages	140	520,241	39,616	34,032
C120	Manufacture of tobacco products	S	S	S	S
C131	Spinning, weaving and finishing of textiles	5	2,972	285	912
C141	Manufacture of wearing apparel, except fur apparel	5	641	362	223
C142	Custom tailoring and dressmaking	42	5,630	509	495
C152	Manufacture of footwear	6	141	-	-
C162	Manufacture of products of wood, cork, straw and plaiting materials	13	6,692	2,376	2,290
C170	Manufacture of paper and paper products	9	959,412	153,962	389,986
C181	Printing and service activities related to printing	112	77,781	1,266	7,851
C201	Manufacture of basic chemicals	6	635,455	50,486	428,753
C210	Manufacture of pharmaceuticals, medicinal chemical and botanical products	S	S	S	S
C221	Manufacture of rubber products	5	1,235	453	604
C231	Manufacture of glass and glass products	4	761	-	-
C239	Manufacture of non-metallic mineral products, n.e.c.	45	13,286,536	573,467	3,326,333
C241	Manufacture of basic iron and steel	11	586,285	258,333	78,495
C251	Manufacture of structural metal products, tanks, reservoirs and steam generators	15	26,778	3,807	5,834
C259	Manufacture of other fabricated metal products; metal working service activities	16	7,582	2,223	2,636
C273	Manufacture of wiring and wiring devices	S	S	S	S
C282	Manufacture of special purpose machinery	S	S	S	S
C292	Manufacture of bodies (coachwork) for motor vehicles; manufacture of trailers and semi-trailers	3	4,123	1,811	701
C293	Manufacture of parts and accessories for motor vehicles	3	3,323	998	2,238
C309	Manufacture of transport equipment, n.e.c.	13	9,990	4,527	694
C321	Manufacture of jewelry, bijouterie and related articles	S	S	S	S
C324	Manufacture of games and toys	S	S	S	S
C329	Other manufacturing, n.e.c.	7	6,297	1,986	1,232

Table 9 Number of Establishments and Book Value of Tangible Fixed Assets by Type for Manufacturing Establishments by Region and Industry Group: Philippines, 2018

(Values are in thousand PhP, except number of establishments. Details may not add-up to total due to rounding and/or statistical disclosure control.)

Continued

2009 PSIC Code	Region / Industry Description	Number of Establishments	Book Value of Tangible Fixed Assets as of 31 December 2018		
			Total	Land	Buildings, Other Structures and Land Improvements
		(1)	(2)	(3)	(4)
C331	Repair of fabricated metal products, machinery and equipment	17	40,337	5,762	3,551
	II - Cagayan Valley	1,133	20,492,951	10,534,028	2,043,481
C101	Processing and preserving of meat	6	235,783	66,131	72,291
C102	Processing and preserving of fish, crustaceans and mollusks	4	11,052	6,036	3,219
C103	Processing and preserving of fruits and vegetables	8	4,128	1,144	801
C104	Manufacture of vegetable and animal oils and fats	S	S	S	S
C105	Manufacture of dairy products	4	33,304	4,918	2,783
C106	Manufacture of grain mill products, starches and starch products	175	4,976,244	732,233	1,097,586
C107	Manufacture of other food products	382	581,744	218,475	50,360
C108	Manufacture of prepared animal feeds	7	372,875	80,040	130,774
C110	Manufacture of beverages	227	9,710,287	9,140,927	175,286
C120	Manufacture of tobacco products	3	100,018	-	20,398
C131	Spinning, weaving and finishing of textiles	3	966	-	-
C139	Manufacture of other textiles	4	151	-	-
C142	Custom tailoring and dressmaking	34	20,429	4,153	9,658
C151	Tanning and dressing of leather; manufacture of luggage and handbags	3	938	-	-
C162	Manufacture of products of wood, cork, straw and plaiting materials	8	1,363	342	423
C181	Printing and service activities related to printing	122	220,764	89,806	39,791
C182	Reproduction of recorded media	3	7,047	-	-
C199	Manufacture of other fuel products	S	S	S	S
C201	Manufacture of basic chemicals	S	S	S	S
C222	Manufacture of plastics products	6	1,631	-	-
C239	Manufacture of non-metallic mineral products, n.e.c.	25	119,288	14,618	16,784
C241	Manufacture of basic iron and steel	9	8,085	4,728	1,182
C251	Manufacture of structural metal products, tanks, reservoirs and steam generators	12	10,623	7,148	1,059
C252	Manufacture of weapons and ammunition	S	S	S	S
C259	Manufacture of other fabricated metal products; metal working service activities	32	35,349	13,644	11,313
C279	Manufacture of other electrical equipment	3	-	-	-
C282	Manufacture of special purpose machinery	3	101,326	52,246	27,330
C310	Manufacture of furniture	21	119,140	54,813	47,556
C321	Manufacture of jewelry, bijouterie and related articles	5	4,399	690	2,322
C329	Other manufacturing, n.e.c.	S	S	S	S
C331	Repair of fabricated metal products, machinery and equipment	17	41,066	25,045	4,808

Table 9 Number of Establishments and Book Value of Tangible Fixed Assets by Type for Manufacturing Establishments by Region and Industry Group: Philippines, 2018

(Values are in thousand PhP, except number of establishments. Details may not add-up to total due to rounding and/or statistical disclosure control.)

Continued

2009 PSIC Code	Region / Industry Description	Number of Establishments	Book Value of Tangible Fixed Assets as of 31 December 2018		
			Total	Land	Buildings, Other Structures and Land Improvements
		(1)	(2)	(3)	(4)
	III - Central Luzon	3,388	384,772,216	14,664,386	200,342,210
C101	Processing and preserving of meat	74	4,758,086	483,413	1,005,276
C102	Processing and preserving of fish, crustaceans and mollusks	27	950,007	75,575	358,154
C103	Processing and preserving of fruits and vegetables	31	1,108,603	118,893	486,240
C104	Manufacture of vegetable and animal oils and fats	4	4,310	335	2,149
C105	Manufacture of dairy products	12	1,481,849	12,782	639,052
C106	Manufacture of grain mill products, starches and starch products	235	6,616,019	1,702,024	2,345,332
C107	Manufacture of other food products	1,054	7,440,052	876,275	2,277,177
C108	Manufacture of prepared animal feeds	54	6,575,117	643,062	2,019,865
C110	Manufacture of beverages	360	7,285,912	107,317	1,423,122
C120	Manufacture of tobacco products	S	S	S	S
C131	Spinning, weaving and finishing of textiles	20	993,347	53,652	138,748
C139	Manufacture of other textiles	40	553,773	21,019	326,678
C141	Manufacture of wearing apparel, except fur apparel	149	1,105,382	97,830	380,286
C142	Custom tailoring and dressmaking	60	69,148	6,710	30,844
C143	Manufacture of knitted and crocheted apparel	3	135,392	-	30,554
C151	Tanning and dressing of leather; manufacture of luggage and handbags	41	541,907	47,499	253,052
C152	Manufacture of footwear	10	229,351	5,092	97,259
C161	Sawmilling and planing of wood	S	S	S	S
C162	Manufacture of products of wood, cork, straw and plaiting materials	63	395,688	28,164	220,597
C170	Manufacture of paper and paper products	35	5,759,557	309,736	1,689,674
C181	Printing and service activities related to printing	163	528,644	30,272	319,058
C192	Manufacture of refined petroleum products	3	71,418,050	4,573,000	2,356,087
C201	Manufacture of basic chemicals	21	2,796,079	33,273	275,924
C202	Manufacture of other chemical products, n.e.c.	35	1,985,408	171,690	479,566
C210	Manufacture of pharmaceuticals, medicinal chemical and botanical products	22	1,362,435	66,857	686,717
C221	Manufacture of rubber products	14	11,416,252	80	3,203,366
C222	Manufacture of plastics products	115	3,386,735	488,351	848,182
C231	Manufacture of glass and glass products	14	105,650	4,311	33,628
C239	Manufacture of non-metallic mineral products, n.e.c.	134	27,734,501	3,154,560	7,278,520
C241	Manufacture of basic iron and steel	44	5,555,365	619,989	1,661,956
C242	Manufacture of basic precious and other non-ferrous metals	4	213,454	-	81,556
C243	Casting of metals	7	101,165	3,600	36,961

Table 9 Number of Establishments and Book Value of Tangible Fixed Assets by Type for Manufacturing Establishments by Region and Industry Group: Philippines, 2018

(Values are in thousand PhP, except number of establishments. Details may not add-up to total due to rounding and/or statistical disclosure control.)

Continued

2009 PSIC Code	Region / Industry Description	Number of Establishments	Book Value of Tangible Fixed Assets as of 31 December 2018		
			Total	Land	Buildings, Other Structures and Land Improvements
		(1)	(2)	(3)	(4)
C251	Manufacture of structural metal products, tanks, reservoirs and steam generators	60	372,479	47,296	111,177
C259	Manufacture of other fabricated metal products; metal working service activities	85	3,083,818	413,477	1,150,988
C261	Manufacture of electronic components	14	114,953,446	-	100,620,496
C262	Manufacture of computers and peripheral equipment and accessories	5	6,082,170	-	1,126,643
C263	Manufacture of communication equipment	S	S	S	S
C264	Manufacture of consumer electronics	3	39,417	-	12,014
C265	Manufacture of measuring, testing, navigating and control equipment; watches and clocks	3	37,589	-	2,533
C271	Manufacture of electric motors, generators, transformers and electricity distribution and control apparatus	10	201,912	32,950	97,231
C272	Manufacture of batteries and accumulators	S	S	S	S
C273	Manufacture of wiring and wiring devices	10	498,281	1,748	71,922
C274	Manufacture of electric lighting equipment	7	108,680	18,666	52,817
C275	Manufacture of domestic appliances	4	66,029	43,524	15,665
C279	Manufacture of other electrical equipment	10	199,763	-	13,223
C281	Manufacture of general purpose machinery	13	584,831	5,307	156,216
C282	Manufacture of special purpose machinery	15	125,420	6,890	49,743
C291	Manufacture of motor vehicles	4	57,727	23,350	7,099
C292	Manufacture of bodies (coachwork) for motor vehicles; manufacture of trailers and semi-trailers	S	S	S	S
C293	Manufacture of parts and accessories for motor vehicles	9	6,798,204	-	1,756,374
C301	Building of ships and boats	S	S	S	S
C303	Manufacture of air and spacecraft and related machinery	5	352,755	1,250	97,847
C309	Manufacture of transport equipment, n.e.c.	13	53,151	28,913	6,596
C310	Manufacture of furniture	121	628,896	140,082	209,102
C321	Manufacture of jewelry, bijouterie and related articles	15	12,003	436	4,683
C322	Manufacture of musical instruments	S	S	S	S
C323	Manufacture of sports goods	3	147,415	-	26,509
C324	Manufacture of games and toys	8	365,058	250	252,878
C325	Manufacture of medical and dental instruments and supplies	9	3,544,623	85,841	2,183,439
C329	Other manufacturing, n.e.c.	42	167,675	28,058	55,580
C331	Repair of fabricated metal products, machinery and equipment	62	5,372,591	41,476	2,577,811
C332	Installation of industrial machinery and equipment	S	S	S	S

Table 9 Number of Establishments and Book Value of Tangible Fixed Assets by Type for Manufacturing Establishments by Region and Industry Group: Philippines, 2018

(Values are in thousand PhP, except number of establishments. Details may not add-up to total due to rounding and/or statistical disclosure control.)

Continued

2009 PSIC Code	Region / Industry Description	Number of Establishments	Book Value of Tangible Fixed Assets as of 31 December 2018		
			Total	Land	Buildings, Other Structures and Land Improvements
		(1)	(2)	(3)	(4)
	IVA - CALABARZON	4,035	603,741,107	24,458,266	185,180,580
C101	Processing and preserving of meat	41	12,563,687	580,909	7,019,579
C102	Processing and preserving of fish, crustaceans and mollusks	12	1,069,918	20,195	414,247
C103	Processing and preserving of fruits and vegetables	19	1,369,086	38,253	562,753
C104	Manufacture of vegetable and animal oils and fats	31	2,882,550	572,045	731,126
C105	Manufacture of dairy products	12	16,775,738	800,124	5,099,637
C106	Manufacture of grain mill products, starches and starch products	90	1,685,922	313,042	857,980
C107	Manufacture of other food products	877	38,841,833	5,403,545	10,170,479
C108	Manufacture of prepared animal feeds	69	1,828,610	482,429	686,252
C110	Manufacture of beverages	291	55,577,757	5,785,729	12,084,837
C120	Manufacture of tobacco products	3	2,121,456	9,132	1,020,488
C131	Spinning, weaving and finishing of textiles	10	1,750,154	110,986	427,921
C139	Manufacture of other textiles	33	1,014,619	287,022	350,436
C141	Manufacture of wearing apparel, except fur apparel	244	2,331,627	357,291	838,441
C142	Custom tailoring and dressmaking	90	63,872	21,943	24,269
C143	Manufacture of knitted and crocheted apparel	16	442,742	5,000	216,809
C151	Tanning and dressing of leather; manufacture of luggage and handbags	24	1,277,224	4,719	442,374
C152	Manufacture of footwear	34	710,839	29,196	317,787
C161	Sawmilling and planing of wood	S	S	S	S
C162	Manufacture of products of wood, cork, straw and plaiting materials	64	4,144,189	89,489	1,457,450
C170	Manufacture of paper and paper products	76	11,180,578	501,166	1,379,838
C181	Printing and service activities related to printing	198	2,425,959	140,275	576,893
C182	Reproduction of recorded media	S	S	S	S
C192	Manufacture of refined petroleum products	S	S	S	S
C199	Manufacture of other fuel products	S	S	S	S
C201	Manufacture of basic chemicals	31	22,990,309	503,520	2,090,617
C202	Manufacture of other chemical products, n.e.c.	91	15,679,266	1,331,582	6,395,224
C210	Manufacture of pharmaceuticals, medicinal chemical and botanical products	34	9,266,591	978,060	3,921,774
C221	Manufacture of rubber products	35	2,193,047	136,067	497,603
C222	Manufacture of plastics products	181	11,623,627	718,538	2,809,305
C231	Manufacture of glass and glass products	18	14,808,151	252,172	1,206,046
C239	Manufacture of non-metallic mineral products, n.e.c.	115	22,710,129	748,584	5,260,989
C241	Manufacture of basic iron and steel	59	8,564,993	706,084	1,440,402
C242	Manufacture of basic precious and other non-ferrous metals	8	292,686	3,279	70,397

Table 9 Number of Establishments and Book Value of Tangible Fixed Assets by Type for Manufacturing Establishments by Region and Industry Group: Philippines, 2018

(Values are in thousand PhP, except number of establishments. Details may not add-up to total due to rounding and/or statistical disclosure control.)

Continued

2009 PSIC Code	Region / Industry Description	Number of Establishments	Book Value of Tangible Fixed Assets as of 31 December 2018		
			Total	Land	Buildings, Other Structures and Land Improvements
		(1)	(2)	(3)	(4)
C243	Casting of metals	16	2,124,165	21,801	504,278
C251	Manufacture of structural metal products, tanks, reservoirs and steam generators	109	4,486,746	390,754	925,485
C252	Manufacture of weapons and ammunition	S	S	S	S
C259	Manufacture of other fabricated metal products; metal working service activities	245	11,742,244	698,202	3,042,517
C261	Manufacture of electronic components	103	168,692,223	390,467	57,044,705
C262	Manufacture of computers and peripheral equipment and accessories	24	16,614,607	-	5,333,599
C263	Manufacture of communication equipment	10	205,152	-	66,520
C264	Manufacture of consumer electronics	12	5,090,064	15,849	1,399,820
C265	Manufacture of measuring, testing, navigating and control equipment; watches and clocks	5	111,631	5,561	49,922
C267	Manufacture of optical instruments and photographic equipment	9	4,267,951	-	1,924,510
C271	Manufacture of electric motors, generators, transformers and electricity distribution and control apparatus	46	3,272,848	34,914	748,098
C272	Manufacture of batteries and accumulators	S	S	S	S
C273	Manufacture of wiring and wiring devices	20	2,238,246	132,434	1,091,292
C274	Manufacture of electric lighting equipment	15	1,896,571	8,512	782,619
C275	Manufacture of domestic appliances	12	391,838	223,456	92,017
C279	Manufacture of other electrical equipment	14	7,750,882	74,415	1,826,615
C281	Manufacture of general purpose machinery	41	11,784,137	60,718	7,871,232
C282	Manufacture of special purpose machinery	73	14,599,934	124,112	6,899,177
C291	Manufacture of motor vehicles	13	5,244,898	50,690	1,975,430
C292	Manufacture of bodies (coachwork) for motor vehicles; manufacture of trailers and semi-trailers	10	785,159	220,258	266,585
C293	Manufacture of parts and accessories for motor vehicles	74	33,374,285	128,771	9,577,652
C301	Building of ships and boats	5	35,840	1,714	6,671
C302	Manufacture of railway locomotive and rolling stock	S	S	S	S
C303	Manufacture of air and spacecraft and related machinery	S	S	S	S
C309	Manufacture of transport equipment, n.e.c.	21	5,522,296	2,380	2,812,363
C310	Manufacture of furniture	150	1,246,304	534,751	230,682
C321	Manufacture of jewelry, bijouterie and related articles	4	67,766	5,418	35,856
C322	Manufacture of musical instruments	S	S	S	S
C323	Manufacture of sports goods	8	401,191	-	16,513
C324	Manufacture of games and toys	6	439,025	71,168	250,986
C325	Manufacture of medical and dental instruments and supplies	21	12,652,829	8,907	4,322,175
C329	Other manufacturing, n.e.c.	17	553,274	57,430	131,418

Table 9 Number of Establishments and Book Value of Tangible Fixed Assets by Type for Manufacturing Establishments by Region and Industry Group: Philippines, 2018

(Values are in thousand PhP, except number of establishments. Details may not add-up to total due to rounding and/or statistical disclosure control.)

Continued

2009 PSIC Code	Region / Industry Description	Number of Establishments	Book Value of Tangible Fixed Assets as of 31 December 2018		
			Total	Land	Buildings, Other Structures and Land Improvements
		(1)	(2)	(3)	(4)
C331	Repair of fabricated metal products, machinery and equipment	133	3,789,501	258,167	845,902
C332	Installation of industrial machinery and equipment	S	S	S	S
	MIMAROPA	1,118	26,149,504	875,923	6,628,482
C101	Processing and preserving of meat	3	523	-	-
C102	Processing and preserving of fish, crustaceans and mollusks	S	S	S	S
C103	Processing and preserving of fruits and vegetables	S	S	S	S
C104	Manufacture of vegetable and animal oils and fats	7	444,590	7,888	50,728
C105	Manufacture of dairy products	5	2,373	1,252	304
C106	Manufacture of grain mill products, starches and starch products	98	1,614,533	157,652	599,010
C107	Manufacture of other food products	432	1,174,162	255,621	389,818
C110	Manufacture of beverages	289	340,214	71,042	77,320
C131	Spinning, weaving and finishing of textiles	3	5,705	314	274
C141	Manufacture of wearing apparel, except fur apparel	8	830	-	-
C142	Custom tailoring and dressmaking	22	259,794	189,302	57,800
C151	Tanning and dressing of leather; manufacture of luggage and handbags	3	1,327	325	980
C161	Sawmilling and planing of wood	4	640	72	101
C162	Manufacture of products of wood, cork, straw and plaiting materials	13	96,875	92,633	2,632
C181	Printing and service activities related to printing	123	249,773	44,083	24,894
C201	Manufacture of basic chemicals	3	27	-	-
C202	Manufacture of other chemical products, n.e.c.	S	S	S	S
C210	Manufacture of pharmaceuticals, medicinal chemical and botanical products	S	S	S	S
C222	Manufacture of plastics products	6	4,263	604	607
C239	Manufacture of non-metallic mineral products, n.e.c.	37	18,962	3,849	4,245
C241	Manufacture of basic iron and steel	8	228	110	-
C242	Manufacture of basic precious and other non-ferrous metals	S	S	S	S
C259	Manufacture of other fabricated metal products; metal working service activities	19	39,612	20,798	9,327
C282	Manufacture of special purpose machinery	S	S	S	S
C310	Manufacture of furniture	21	41,509	18,762	470

Table 9 Number of Establishments and Book Value of Tangible Fixed Assets by Type for Manufacturing Establishments by Region and Industry Group: Philippines, 2018

(Values are in thousand PhP, except number of establishments. Details may not add-up to total due to rounding and/or statistical disclosure control.)

Continued

2009 PSIC Code	Region / Industry Description	Number of Establishments	Book Value of Tangible Fixed Assets as of 31 December 2018		
			Total	Land	Buildings, Other Structures and Land Improvements
		(1)	(2)	(3)	(4)
C331	Repair of fabricated metal products, machinery and equipment	5	20,321	9,155	3,385
	V - Bicol Region	1,339	15,578,817	723,850	3,123,207
C101	Processing and preserving of meat	14	786,735	13,193	104,637
C102	Processing and preserving of fish, crustaceans and mollusks	28	39,980	3,646	15,206
C103	Processing and preserving of fruits and vegetables	5	8,428	1,100	3,696
C104	Manufacture of vegetable and animal oils and fats	9	972,595	59,549	508,000
C105	Manufacture of dairy products	6	19,972	2,911	3,448
C106	Manufacture of grain mill products, starches and starch products	67	481,917	141,367	169,219
C107	Manufacture of other food products	542	824,522	66,915	188,292
C108	Manufacture of prepared animal feeds	4	297,072	9,986	5,430
C110	Manufacture of beverages	249	336,337	75,089	160,148
C120	Manufacture of tobacco products	S	S	S	S
C131	Spinning, weaving and finishing of textiles	6	8,409	7,042	1,013
C139	Manufacture of other textiles	10	40,220	10,854	10,519
C141	Manufacture of wearing apparel, except fur apparel	19	33,315	1,754	5,688
C142	Custom tailoring and dressmaking	55	38,183	818	9,145
C151	Tanning and dressing of leather; manufacture of luggage and handbags	3	5,537	5,365	-
C152	Manufacture of footwear	4	334	-	76
C162	Manufacture of products of wood, cork, straw and plaiting materials	32	59,876	23,204	14,751
C170	Manufacture of paper and paper products	5	429,288	54,403	150,289
C181	Printing and service activities related to printing	93	193,949	53,451	30,662
C201	Manufacture of basic chemicals	3	16,950	-	-
C210	Manufacture of pharmaceuticals, medicinal chemical and botanical products	5	40,894	15,090	15,090
C231	Manufacture of glass and glass products	S	S	S	S
C239	Manufacture of non-metallic mineral products, n.e.c.	29	1,294,972	109,741	482,523
C241	Manufacture of basic iron and steel	12	47,709	10,074	7,499
C242	Manufacture of basic precious and other non-ferrous metals	S	S	S	S
C251	Manufacture of structural metal products, tanks, reservoirs and steam generators	21	18,328	5,262	2,033
C259	Manufacture of other fabricated metal products; metal working service activities	31	6,533	4,008	441
C281	Manufacture of general purpose machinery	4	91,246	-	98
C282	Manufacture of special purpose machinery	3	5,071	-	880

Table 9 Number of Establishments and Book Value of Tangible Fixed Assets by Type for Manufacturing Establishments by Region and Industry Group: Philippines, 2018

(Values are in thousand PhP, except number of establishments. Details may not add-up to total due to rounding and/or statistical disclosure control.)

Continued

2009 PSIC Code	Region / Industry Description	Number of Establishments	Book Value of Tangible Fixed Assets as of 31 December 2018		
			Total	Land	Buildings, Other Structures and Land Improvements
		(1)	(2)	(3)	(4)
C293	Manufacture of parts and accessories for motor vehicles	3	382	-	-
C310	Manufacture of furniture	25	10,683	2,897	4,292
C329	Other manufacturing, n.e.c.	19	13,050	7,168	2,826
C331	Repair of fabricated metal products, machinery and equipment	29	79,870	38,962	24,502
	VI - Western Visayas	1,425	32,589,857	4,430,417	4,851,648
C101	Processing and preserving of meat	19	414,057	164,306	41,884
C102	Processing and preserving of fish, crustaceans and mollusks	31	179,632	26,301	49,274
C103	Processing and preserving of fruits and vegetables	S	S	S	S
C104	Manufacture of vegetable and animal oils and fats	5	75,143	1,832	18,185
C105	Manufacture of dairy products	5	2,489	469	605
C106	Manufacture of grain mill products, starches and starch products	107	741,026	100,045	199,821
C107	Manufacture of other food products	444	16,822,374	2,544,342	1,654,107
C108	Manufacture of prepared animal feeds	3	1,804,719	723,979	130,562
C110	Manufacture of beverages	282	6,000,241	204,380	1,300,630
C131	Spinning, weaving and finishing of textiles	14	8,026	-	4,433
C139	Manufacture of other textiles	4	5,488	-	-
C141	Manufacture of wearing apparel, except fur apparel	17	13,139	790	6,610
C142	Custom tailoring and dressmaking	63	39,030	2,077	10,812
C161	Sawmilling and planing of wood	3	32,719	3,200	7,637
C162	Manufacture of products of wood, cork, straw and plaiting materials	14	94,464	31,085	10,347
C181	Printing and service activities related to printing	145	140,611	500	3,422
C192	Manufacture of refined petroleum products	S	S	S	S
C201	Manufacture of basic chemicals	9	4,917,432	399,054	1,107,582
C202	Manufacture of other chemical products, n.e.c.	S	S	S	S
C210	Manufacture of pharmaceuticals, medicinal chemical and botanical products	7	-	-	-
C221	Manufacture of rubber products	3	166	-	91
C222	Manufacture of plastics products	21	333,270	9,103	55,362
C231	Manufacture of glass and glass products	4	71	-	-
C239	Manufacture of non-metallic mineral products, n.e.c.	99	478,764	100,519	72,515
C241	Manufacture of basic iron and steel	14	39,869	2,587	9,981
C243	Casting of metals	5	58,636	6,937	8,941
C251	Manufacture of structural metal products, tanks, reservoirs and steam generators	17	30,481	4,783	6,840

Table 9 Number of Establishments and Book Value of Tangible Fixed Assets by Type for Manufacturing Establishments by Region and Industry Group: Philippines, 2018

(Values are in thousand PhP, except number of establishments. Details may not add-up to total due to rounding and/or statistical disclosure control.)

Continued

2009 PSIC Code	Region / Industry Description	Number of Establishments	Book Value of Tangible Fixed Assets as of 31 December 2018		
			Total	Land	Buildings, Other Structures and Land Improvements
		(1)	(2)	(3)	(4)
C259	Manufacture of other fabricated metal products; metal working service activities	33	46,013	3,853	31,901
C265	Manufacture of measuring, testing, navigating and control equipment; watches and clocks	S	S	S	S
C267	Manufacture of optical instruments and photographic equipment	S	S	S	S
C282	Manufacture of special purpose machinery	3	64,173	6,299	29,998
C293	Manufacture of parts and accessories for motor vehicles	3	4,943	4,072	163
C310	Manufacture of furniture	12	178,458	87,822	70,526
C321	Manufacture of jewelry, bijouterie and related articles	5	10,552	-	7,571
C329	Other manufacturing, n.e.c.	11	4,426	250	552
C331	Repair of fabricated metal products, machinery and equipment	16	27,579	-	7,520
VII - Central Visayas		2,347	77,417,641	8,690,191	26,008,225
C101	Processing and preserving of meat	27	3,068,741	874,728	874,486
C102	Processing and preserving of fish, crustaceans and mollusks	34	2,880,739	970,148	394,236
C103	Processing and preserving of fruits and vegetables	21	1,093,578	224,289	264,585
C104	Manufacture of vegetable and animal oils and fats	14	1,892,626	919,124	426,159
C105	Manufacture of dairy products	6	24,122	3,392	1,260
C106	Manufacture of grain mill products, starches and starch products	71	919,864	79,453	420,918
C107	Manufacture of other food products	758	2,390,522	533,488	976,392
C108	Manufacture of prepared animal feeds	19	4,328,406	999,065	1,544,423
C110	Manufacture of beverages	247	5,503,585	659,634	1,067,241
C131	Spinning, weaving and finishing of textiles	4	10,732	792	2,262
C139	Manufacture of other textiles	13	73,362	29,776	27,655
C141	Manufacture of wearing apparel, except fur apparel	53	1,243,256	6,461	826,998
C142	Custom tailoring and dressmaking	50	17,637	-	2,507
C151	Tanning and dressing of leather; manufacture of luggage and handbags	S	S	S	S
C152	Manufacture of footwear	16	223,445	93,649	90,369
C161	Sawmilling and planing of wood	8	605,194	271,360	256,617
C162	Manufacture of products of wood, cork, straw and plaiting materials	15	81,688	18,136	30,671
C170	Manufacture of paper and paper products	19	1,456,880	147,725	909,922
C181	Printing and service activities related to printing	268	496,907	82,453	80,966
C201	Manufacture of basic chemicals	18	1,262,309	222,216	334,820

Table 9 Number of Establishments and Book Value of Tangible Fixed Assets by Type for Manufacturing Establishments by Region and Industry Group: Philippines, 2018

(Values are in thousand PhP, except number of establishments. Details may not add-up to total due to rounding and/or statistical disclosure control.)

Continued

2009 PSIC Code	Region / Industry Description	Number of Establishments	Book Value of Tangible Fixed Assets as of 31 December 2018		
			Total	Land	Buildings, Other Structures and Land Improvements
		(1)	(2)	(3)	(4)
C202	Manufacture of other chemical products, n.e.c.	36	1,259,264	402,041	347,436
C210	Manufacture of pharmaceuticals, medicinal chemical and botanical products	4	194,658	82,851	21,460
C221	Manufacture of rubber products	7	987,336	-	248,104
C222	Manufacture of plastics products	71	2,209,331	153,393	236,337
C231	Manufacture of glass and glass products	7	438,601	4,011	58,848
C239	Manufacture of non-metallic mineral products, n.e.c.	45	6,684,013	639,245	1,393,619
C241	Manufacture of basic iron and steel	29	6,431,782	419,040	1,641,939
C242	Manufacture of basic precious and other non-ferrous metals	S	S	S	S
C243	Casting of metals	8	508,578	27,318	101,625
C251	Manufacture of structural metal products, tanks, reservoirs and steam generators	10	613,996	23,286	480,521
C252	Manufacture of weapons and ammunition	S	S	S	S
C259	Manufacture of other fabricated metal products; metal working service activities	50	2,996,406	91,152	1,063,980
C261	Manufacture of electronic components	10	8,103,644	26,371	496,396
C262	Manufacture of computers and peripheral equipment and accessories	S	S	S	S
C263	Manufacture of communication equipment	S	S	S	S
C264	Manufacture of consumer electronics	3	404,052	-	154,788
C265	Manufacture of measuring, testing, navigating and control equipment; watches and clocks	5	381,386	3,520	291,307
C267	Manufacture of optical instruments and photographic equipment	12	1,758,602	1,806	727,900
C271	Manufacture of electric motors, generators, transformers and electricity distribution and control apparatus	7	219,875	-	50,909
C273	Manufacture of wiring and wiring devices	S	S	S	S
C274	Manufacture of electric lighting equipment	4	88,177	-	84,827
C275	Manufacture of domestic appliances	S	S	S	S
C279	Manufacture of other electrical equipment	S	S	S	S
C281	Manufacture of general purpose machinery	5	345,251	-	127,962
C282	Manufacture of special purpose machinery	5	38,444	3,029	-
C291	Manufacture of motor vehicles	10	194,741	-	125,962
C293	Manufacture of parts and accessories for motor vehicles	8	828,414	-	195,904
C301	Building of ships and boats	13	7,175,617	80	5,433,018
C309	Manufacture of transport equipment, n.e.c.	3	447,875	-	101,114
C310	Manufacture of furniture	173	1,782,751	438,914	596,614
C321	Manufacture of jewelry, bijouterie and related articles	37	287,473	14,760	123,771
C322	Manufacture of musical instruments	S	S	S	S
C323	Manufacture of sports goods	S	S	S	S
C324	Manufacture of games and toys	S	S	S	S

Table 9 Number of Establishments and Book Value of Tangible Fixed Assets by Type for Manufacturing Establishments by Region and Industry Group: Philippines, 2018

(Values are in thousand PhP, except number of establishments. Details may not add-up to total due to rounding and/or statistical disclosure control.)

Continued

2009 PSIC Code	Region / Industry Description	Number of Establishments	Book Value of Tangible Fixed Assets as of 31 December 2018		
			Total	Land	Buildings, Other Structures and Land Improvements
		(1)	(2)	(3)	(4)
C325	Manufacture of medical and dental instruments and supplies	15	1,065,869	-	654,527
C329	Other manufacturing, n.e.c.	24	133,615	50,040	23,594
C331	Repair of fabricated metal products, machinery and equipment	66	861,194	153,816	298,907
VIII - Eastern Visayas		1,415	24,679,127	462,878	4,036,956
C101	Processing and preserving of meat	S	S	S	S
C102	Processing and preserving of fish, crustaceans and mollusks	8	57,875	1,507	18,489
C103	Processing and preserving of fruits and vegetables	5	6,955	189	283
C104	Manufacture of vegetable and animal oils and fats	7	288,581	29,859	92,882
C105	Manufacture of dairy products	S	S	S	S
C106	Manufacture of grain mill products, starches and starch products	100	394,261	175,336	81,255
C107	Manufacture of other food products	646	718,104	65,562	175,105
C110	Manufacture of beverages	365	934,947	59,572	222,170
C131	Spinning, weaving and finishing of textiles	4	1,090	-	-
C139	Manufacture of other textiles	S	S	S	S
C141	Manufacture of wearing apparel, except fur apparel	8	1,968	830	498
C142	Custom tailoring and dressmaking	34	9,710	-	368
C162	Manufacture of products of wood, cork, straw and plaiting materials	13	1,490	508	189
C170	Manufacture of paper and paper products	7	273,063	38,302	103,429
C181	Printing and service activities related to printing	76	155,600	3,248	16,647
C201	Manufacture of basic chemicals	7	326,891	46,600	85,266
C210	Manufacture of pharmaceuticals, medicinal chemical and botanical products	S	S	S	S
C222	Manufacture of plastics products	9	17,590	-	2,953
C231	Manufacture of glass and glass products	6	25,535	8,623	13,547
C239	Manufacture of non-metallic mineral products, n.e.c.	38	67,288	8,149	1,550
C241	Manufacture of basic iron and steel	3	1,949	-	522
C242	Manufacture of basic precious and other non-ferrous metals	S	S	S	S
C243	Casting of metals	S	S	S	S
C251	Manufacture of structural metal products, tanks, reservoirs and steam generators	5	2,314	1,059	503
C259	Manufacture of other fabricated metal products; metal working service activities	38	4,670	32	1,391
C273	Manufacture of wiring and wiring devices	S	S	S	S
C282	Manufacture of special purpose machinery	S	S	S	S
C310	Manufacture of furniture	4	753	-	-

Table 9 Number of Establishments and Book Value of Tangible Fixed Assets by Type for Manufacturing Establishments by Region and Industry Group: Philippines, 2018

(Values are in thousand PhP, except number of establishments. Details may not add-up to total due to rounding and/or statistical disclosure control.)

Continued

2009 PSIC Code	Region / Industry Description	Number of Establishments	Book Value of Tangible Fixed Assets as of 31 December 2018		
			Total	Land	Buildings, Other Structures and Land Improvements
		(1)	(2)	(3)	(4)
C321	Manufacture of jewelry, bijouterie and related articles	5	8,968	5,519	-
C329	Other manufacturing, n.e.c.	12	4,327	646	3,076
C331	Repair of fabricated metal products, machinery and equipment	6	26,307	13,743	5,314
	IX - Zamboanga Peninsula	1,278	8,109,637	1,358,866	1,931,223
C101	Processing and preserving of meat	12	27,487	2,646	6,262
C102	Processing and preserving of fish, crustaceans and mollusks	29	3,017,083	483,377	709,370
C104	Manufacture of vegetable and animal oils and fats	6	747,692	41,419	293,786
C105	Manufacture of dairy products	4	1,502	358	805
C106	Manufacture of grain mill products, starches and starch products	133	564,888	137,581	112,925
C107	Manufacture of other food products	649	1,227,303	203,961	451,567
C108	Manufacture of prepared animal feeds	S	S	S	S
C110	Manufacture of beverages	151	228,340	46,900	45,266
C139	Manufacture of other textiles	S	S	S	S
C142	Custom tailoring and dressmaking	37	76,316	41,068	13,689
C161	Sawmilling and planing of wood	4	3,974	-	157
C162	Manufacture of products of wood, cork, straw and plaiting materials	S	S	S	S
C181	Printing and service activities related to printing	81	294,355	191,026	16,557
C221	Manufacture of rubber products	5	137,192	17,689	46,368
C222	Manufacture of plastics products	8	55,776	226	30,269
C231	Manufacture of glass and glass products	4	3,102	-	1,802
C239	Manufacture of non-metallic mineral products, n.e.c.	36	57,986	22,931	17,836
C241	Manufacture of basic iron and steel	5	10,648	3,403	2,669
C251	Manufacture of structural metal products, tanks, reservoirs and steam generators	12	9,773	2,300	3,628
C259	Manufacture of other fabricated metal products; metal working service activities	23	858,624	33,796	51,180
C310	Manufacture of furniture	26	41,083	5,677	14,760
C321	Manufacture of jewelry, bijouterie and related articles	S	S	S	S
C329	Other manufacturing, n.e.c.	4	2,500	2,000	500
C331	Repair of fabricated metal products, machinery and equipment	44	120,509	31,010	53,241
	X - Northern Mindanao	1,124	31,304,576	3,650,494	7,314,030
C101	Processing and preserving of meat	23	256,543	9,110	116,818
C102	Processing and preserving of fish, crustaceans and mollusks	S	S	S	S

Table 9 Number of Establishments and Book Value of Tangible Fixed Assets by Type for Manufacturing Establishments by Region and Industry Group: Philippines, 2018

(Values are in thousand PhP, except number of establishments. Details may not add-up to total due to rounding and/or statistical disclosure control.)

Continued

2009 PSIC Code	Region / Industry Description	Number of Establishments	Book Value of Tangible Fixed Assets as of 31 December 2018		
			Total	Land	Buildings, Other Structures and Land Improvements
		(1)	(2)	(3)	(4)
C103	Processing and preserving of fruits and vegetables	15	5,374,607	473,834	1,143,507
C104	Manufacture of vegetable and animal oils and fats	9	2,970,700	1,460,330	987,371
C105	Manufacture of dairy products	6	31,227	1,633	14,635
C106	Manufacture of grain mill products, starches and starch products	36	3,561,425	186,786	1,109,566
C107	Manufacture of other food products	409	2,550,054	209,593	649,091
C108	Manufacture of prepared animal feeds	7	1,463,122	4,527	3,622
C110	Manufacture of beverages	182	2,591,603	411,855	349,207
C131	Spinning, weaving and finishing of textiles	3	274	32	-
C139	Manufacture of other textiles	5	877	-	711
C141	Manufacture of wearing apparel, except fur apparel	10	24,418	1,037	6,779
C142	Custom tailoring and dressmaking	43	46,892	12,960	20,664
C152	Manufacture of footwear	4	248,849	423	25,048
C161	Sawmilling and planing of wood	15	495,919	40,878	232,530
C162	Manufacture of products of wood, cork, straw and plaiting materials	14	58,839	6,048	19,713
C170	Manufacture of paper and paper products	6	441,568	80,981	121,216
C181	Printing and service activities related to printing	92	158,077	31,047	21,291
C192	Manufacture of refined petroleum products	3	6,509	2,126	2,503
C201	Manufacture of basic chemicals	11	4,443,478	307,651	565,858
C202	Manufacture of other chemical products, n.e.c.	4	686,743	-	261,009
C210	Manufacture of pharmaceuticals, medicinal chemical and botanical products	S	S	S	S
C221	Manufacture of rubber products	S	S	S	S
C222	Manufacture of plastics products	22	431,845	78,081	171,165
C231	Manufacture of glass and glass products	3	111	-	-
C239	Manufacture of non-metallic mineral products, n.e.c.	38	2,751,083	47,794	888,951
C241	Manufacture of basic iron and steel	10	1,747,505	10,014	437,817
C243	Casting of metals	3	2,148	-	-
C251	Manufacture of structural metal products, tanks, reservoirs and steam generators	26	78,374	7,476	30,079
C259	Manufacture of other fabricated metal products; metal working service activities	17	13,969	991	900
C264	Manufacture of consumer electronics	S	S	S	S
C271	Manufacture of electric motors, generators, transformers and electricity distribution and control apparatus	S	S	S	S
C281	Manufacture of general purpose machinery	S	S	S	S
C282	Manufacture of special purpose machinery	S	S	S	S
C291	Manufacture of motor vehicles	3	16,620	-	1,261
C293	Manufacture of parts and accessories for motor vehicles	3	3,548	2,213	312

Table 9 Number of Establishments and Book Value of Tangible Fixed Assets by Type for Manufacturing Establishments by Region and Industry Group: Philippines, 2018*(Values are in thousand PhP, except number of establishments. Details may not add-up to total due to rounding and/or statistical disclosure control.)**Continued*

2009 PSIC Code	Region / Industry Description	Number of Establishments	Book Value of Tangible Fixed Assets as of 31 December 2018		
			Total	Land	Buildings, Other Structures and Land Improvements
		(1)	(2)	(3)	(4)
C310	Manufacture of furniture	39	200,806	122,353	47,170
C321	Manufacture of jewelry, bijouterie and related articles	S	S	S	S
C324	Manufacture of games and toys	S	S	S	S
C329	Other manufacturing, n.e.c.	S	S	S	S
C331	Repair of fabricated metal products, machinery and equipment	49	372,768	74,488	62,365
	XI - Davao Region	1,478	39,962,678	5,002,522	13,295,439
C101	Processing and preserving of meat	13	862,076	151,085	402,898
C102	Processing and preserving of fish, crustaceans and mollusks	5	225,695	-	133,671
C103	Processing and preserving of fruits and vegetables	13	706,226	30,757	302,933
C104	Manufacture of vegetable and animal oils and fats	17	3,809,281	324,613	1,031,214
C105	Manufacture of dairy products	5	19,861	5,423	6,530
C106	Manufacture of grain mill products, starches and starch products	131	4,098,107	202,223	2,572,786
C107	Manufacture of other food products	430	2,515,879	431,578	932,305
C108	Manufacture of prepared animal feeds	7	6,708,633	2,503,119	2,135,939
C110	Manufacture of beverages	270	3,903,444	187,181	677,342
C120	Manufacture of tobacco products	S	S	S	S
C139	Manufacture of other textiles	19	124,753	21,442	22,649
C141	Manufacture of wearing apparel, except fur apparel	23	14,471	-	4,860
C142	Custom tailoring and dressmaking	41	30,271	2,118	5,303
C152	Manufacture of footwear	5	2,343	-	507
C161	Sawmilling and planing of wood	3	10,050	3,800	360
C162	Manufacture of products of wood, cork, straw and plaiting materials	31	509,349	59,375	100,494
C170	Manufacture of paper and paper products	15	1,389,873	155,124	415,700
C181	Printing and service activities related to printing	123	808,792	173,670	188,184
C192	Manufacture of refined petroleum products	S	S	S	S
C201	Manufacture of basic chemicals	22	380,982	30,943	98,148
C202	Manufacture of other chemical products, n.e.c.	8	661,040	-	210,307
C210	Manufacture of pharmaceuticals, medicinal chemical and botanical products	8	85,435	402	16,487
C221	Manufacture of rubber products	4	7,023	-	-
C222	Manufacture of plastics products	42	3,160,878	353,351	502,297
C231	Manufacture of glass and glass products	4	13,739	3,622	3,418
C239	Manufacture of non-metallic mineral products, n.e.c.	46	8,631,141	78,201	3,175,041
C241	Manufacture of basic iron and steel	11	519,239	52,088	166,931

Table 9 Number of Establishments and Book Value of Tangible Fixed Assets by Type for Manufacturing Establishments by Region and Industry Group: Philippines, 2018

(Values are in thousand PhP, except number of establishments. Details may not add-up to total due to rounding and/or statistical disclosure control.)

Continued

2009 PSIC Code	Region / Industry Description	Number of Establishments	Book Value of Tangible Fixed Assets as of 31 December 2018		
			Total	Land	Buildings, Other Structures and Land Improvements
C242	Manufacture of basic precious and other non-ferrous metals	3	49,746	10,596	13,874
C243	Casting of metals	S	S	S	S
C251	Manufacture of structural metal products, tanks, reservoirs and steam generators	15	100,444	3,476	35,321
C252	Manufacture of weapons and ammunition	S	S	S	S
C259	Manufacture of other fabricated metal products; metal working service activities	10	15,294	9	6,985
C265	Manufacture of measuring, testing, navigating and control equipment; watches and clocks	S	S	S	S
C271	Manufacture of electric motors, generators, transformers and electricity distribution and control apparatus	S	S	S	S
C275	Manufacture of domestic appliances	3	740	-	-
C281	Manufacture of general purpose machinery	4	8,823	5,144	1,729
C282	Manufacture of special purpose machinery	26	70,572	2,120	15,921
C291	Manufacture of motor vehicles	S	S	S	S
C293	Manufacture of parts and accessories for motor vehicles	3	190	-	-
C301	Building of ships and boats	S	S	S	S
C310	Manufacture of furniture	48	289,668	159,030	74,350
C321	Manufacture of jewelry, bijouterie and related articles	5	21,371	4,599	12,132
C329	Other manufacturing, n.e.c.	11	14,639	8,551	192
C331	Repair of fabricated metal products, machinery and equipment	44	135,202	29,285	13,385
	XII - SOCCSKSARGEN	1,220	14,777,554	1,726,425	4,204,154
C101	Processing and preserving of meat	6	219,231	3,570	113,467
C102	Processing and preserving of fish, crustaceans and mollusks	24	4,562,800	659,873	1,504,397
C103	Processing and preserving of fruits and vegetables	S	S	S	S
C104	Manufacture of vegetable and animal oils and fats	7	3,327,077	25,501	1,198,574
C105	Manufacture of dairy products	3	7,251	958	2,252
C106	Manufacture of grain mill products, starches and starch products	180	1,058,210	306,087	418,154
C107	Manufacture of other food products	390	1,773,581	212,024	297,447
C108	Manufacture of prepared animal feeds	3	348,833	13,103	115,892
C110	Manufacture of beverages	250	298,388	49,238	68,189
C131	Spinning, weaving and finishing of textiles	6	8,133	1,010	5,961
C139	Manufacture of other textiles	3	7,090	500	2,208
C141	Manufacture of wearing apparel, except fur apparel	13	27,242	4,000	-
C142	Custom tailoring and dressmaking	51	39,681	755	9,045

Table 9 Number of Establishments and Book Value of Tangible Fixed Assets by Type for Manufacturing Establishments by Region and Industry Group: Philippines, 2018

(Values are in thousand PhP, except number of establishments. Details may not add-up to total due to rounding and/or statistical disclosure control.)

Continued

2009 PSIC Code	Region / Industry Description	Number of Establishments	Book Value of Tangible Fixed Assets as of 31 December 2018		
			Total	Land	Buildings, Other Structures and Land Improvements
		(1)	(2)	(3)	(4)
C161	Sawmilling and planing of wood	7	9,120	1,904	1,275
C162	Manufacture of products of wood, cork, straw and plaiting materials	8	20,406	5,983	2,006
C170	Manufacture of paper and paper products	4	85,485	-	13,808
C181	Printing and service activities related to printing	107	321,261	49,459	10,739
C192	Manufacture of refined petroleum products	S	S	S	S
C201	Manufacture of basic chemicals	10	161,198	14,103	43,876
C202	Manufacture of other chemical products, n.e.c.	S	S	S	S
C221	Manufacture of rubber products	S	S	S	S
C222	Manufacture of plastics products	S	S	S	S
C231	Manufacture of glass and glass products	S	S	S	S
C239	Manufacture of non-metallic mineral products, n.e.c.	32	56,647	13,255	7,584
C241	Manufacture of basic iron and steel	12	12,542	630	192
C243	Casting of metals	S	S	S	S
C251	Manufacture of structural metal products, tanks, reservoirs and steam generators	13	66,570	46,261	5,985
C259	Manufacture of other fabricated metal products; metal working service activities	42	795,239	37,889	81,861
C301	Building of ships and boats	S	S	S	S
C310	Manufacture of furniture	10	104,035	49,493	32,933
C323	Manufacture of sports goods	S	S	S	S
C331	Repair of fabricated metal products, machinery and equipment	29	1,075,498	155,707	172,236
	XIII - Caraga	1,050	70,798,278	372,359	18,146,634
C101	Processing and preserving of meat	9	174,230	3,929	46,802
C102	Processing and preserving of fish, crustaceans and mollusks	S	S	S	S
C103	Processing and preserving of fruits and vegetables	S	S	S	S
C104	Manufacture of vegetable and animal oils and fats	5	1,135,811	10,142	263,312
C106	Manufacture of grain mill products, starches and starch products	46	313,703	87,272	93,365
C107	Manufacture of other food products	498	573,509	75,688	142,981
C108	Manufacture of prepared animal feeds	4	15,727	148	5,070
C110	Manufacture of beverages	167	374,671	53,966	45,607
C139	Manufacture of other textiles	3	5,462	704	86
C141	Manufacture of wearing apparel, except fur apparel	3	4,760	671	1,341
C142	Custom tailoring and dressmaking	22	11,993	1,509	4,426
C161	Sawmilling and planing of wood	7	98,091	3,932	9,145
C162	Manufacture of products of wood, cork, straw and plaiting materials	10	741,079	22,985	41,591

Table 9 Number of Establishments and Book Value of Tangible Fixed Assets by Type for Manufacturing Establishments by Region and Industry Group: Philippines, 2018

(Values are in thousand PhP, except number of establishments. Details may not add-up to total due to rounding and/or statistical disclosure control.)

Continued

2009 PSIC Code	Region / Industry Description	Number of Establishments	Book Value of Tangible Fixed Assets as of 31 December 2018		
			Total	Land	Buildings, Other Structures and Land Improvements
		(1)	(2)	(3)	(4)
C181	Printing and service activities related to printing	86	35,336	4,742	3,840
C201	Manufacture of basic chemicals	S	S	S	S
C202	Manufacture of other chemical products, n.e.c.	13	244,051	32,345	116,966
C231	Manufacture of glass and glass products	S	S	S	S
C239	Manufacture of non-metallic mineral products, n.e.c.	35	1,205,549	11,059	1,070,997
C241	Manufacture of basic iron and steel	3	7,911	-	-
C242	Manufacture of basic precious and other non-ferrous metals	S	S	S	S
C259	Manufacture of other fabricated metal products; metal working service activities	32	76,455	10,968	6,594
C275	Manufacture of domestic appliances	3	3,189	322	1,509
C301	Building of ships and boats	S	S	S	S
C309	Manufacture of transport equipment, n.e.c.	7	96	-	-
C310	Manufacture of furniture	29	22,737	4,171	3,071
C321	Manufacture of jewelry, bijouterie and related articles	9	139	-	-
C324	Manufacture of games and toys	3	114	8	101
C329	Other manufacturing, n.e.c.	12	5,721	1,107	443
C331	Repair of fabricated metal products, machinery and equipment	34	133,250	22,882	46,163
	Autonomous Region in Muslim Mindanao	343	4,037,831	164,002	650,517
C104	Manufacture of vegetable and animal oils and fats	S	S	S	S
C106	Manufacture of grain mill products, starches and starch products	46	3,457,112	122,683	543,825
C107	Manufacture of other food products	83	60,023	9,589	14,291
C108	Manufacture of prepared animal feeds	3	58	-	58
C110	Manufacture of beverages	124	81,713	22,717	29,031
C142	Custom tailoring and dressmaking	22	15,355	4,192	5,122
C181	Printing and service activities related to printing	46	4,107	-	-
C221	Manufacture of rubber products	S	S	S	S
C239	Manufacture of non-metallic mineral products, n.e.c.	7	342	-	-
C251	Manufacture of structural metal products, tanks, reservoirs and steam generators	5	415	-	268
C310	Manufacture of furniture	5	87,754	2,208	16,451

Table 9 Number of Establishments and Book Value of Tangible Fixed Assets by Type for Manufacturing Establishments by Region and Industry Group: Philippines, 2018*(Values are in thousand PhP, except number of establishments. Details may not add-up to total due to rounding and/or statistical disclosure control.)**Continued*

2009 PSIC Code	Region / Industry Description	Book Value of Tangible Fixed Assets as of 31 December 2018			
		Transport Equipment	ICT Machinery and Equipment	Specialized Industrial Machineries	General Industrial Machinery and Equipment
		(5)	(6)	(7)	(8)
	Philippines	51,228,377	78,534,324	447,405,902	217,882,726
C101	Processing and preserving of meat	2,617,428	797,535	2,448,310	6,856,517
C102	Processing and preserving of fish, crustaceans and mollusks	1,251,849	600,324	3,786,027	2,956,331
C103	Processing and preserving of fruits and vegetables	1,749,837	13,278,575	2,564,387	3,321,028
C104	Manufacture of vegetable and animal oils and fats	702,819	1,379,507	6,149,932	3,336,567
C105	Manufacture of dairy products	402,205	182,781	1,944,906	10,620,618
C106	Manufacture of grain mill products, starches and starch products	4,941,092	419,455	8,194,123	4,519,182
C107	Manufacture of other food products	5,253,311	1,691,274	42,648,707	17,215,178
C108	Manufacture of prepared animal feeds	1,257,115	884,754	8,332,738	1,070,040
C110	Manufacture of beverages	4,226,443	283,519	35,170,448	15,884,253
C120	Manufacture of tobacco products	453,721	245,459	43,112	2,511,776
C131	Spinning, weaving and finishing of textiles	102,709	169,332	1,463,770	621,666
C139	Manufacture of other textiles	164,673	146,136	840,574	238,620
C141	Manufacture of wearing apparel, except fur apparel	545,958	238,475	1,058,570	760,696
C142	Custom tailoring and dressmaking	124,122	23,974	136,537	51,605
C143	Manufacture of knitted and crocheted apparel	39,395	35,460	310,202	58,720
C151	Tanning and dressing of leather; manufacture of luggage and handbags	56,776	57,312	812,658	87,848
C152	Manufacture of footwear	75,635	20,475	426,677	225,863
C161	Sawmilling and planing of wood	161,613	350,745	289,437	234,876
C162	Manufacture of products of wood, cork, straw and plaiting materials	404,998	930,047	1,432,742	1,182,444
C170	Manufacture of paper and paper products	1,151,377	997,824	11,062,864	4,781,159
C181	Printing and service activities related to printing	823,993	1,246,631	4,139,069	2,141,576
C182	Reproduction of recorded media	22,036	347	-	402,018
C192	Manufacture of refined petroleum products	898,392	303,723	178,853	4,098,105
C199	Manufacture of other fuel products	16,183	5,892	3,291,621	5,393
C201	Manufacture of basic chemicals	899,179	366,655	21,684,036	7,271,612
C202	Manufacture of other chemical products, n.e.c.	1,508,878	862,212	9,743,464	9,060,910
C203	Manufacture of man-made fibers	S	S	S	S
C210	Manufacture of pharmaceuticals, medicinal chemical and botanical products	2,950,967	1,032,112	825,045	4,145,398
C221	Manufacture of rubber products	212,883	384,150	7,797,419	534,043
C222	Manufacture of plastics products	1,948,613	1,651,136	10,571,958	7,496,069
C231	Manufacture of glass and glass products	125,217	3,160,376	863,070	391,076
C239	Manufacture of non-metallic mineral products, n.e.c.	5,158,404	6,110,998	40,821,442	4,401,433
C241	Manufacture of basic iron and steel	1,152,116	2,931,658	5,661,364	7,208,606

Table 9 Number of Establishments and Book Value of Tangible Fixed Assets by Type for Manufacturing Establishments by Region and Industry Group: Philippines, 2018

(Values are in thousand PhP, except number of establishments. Details may not add-up to total due to rounding and/or statistical disclosure control.)

Continued

2009 PSIC Code	Region / Industry Description	Book Value of Tangible Fixed Assets as of 31 December 2018			
		Transport Equipment	ICT Machinery and Equipment	Specialized Industrial Machineries	General Industrial Machinery and Equipment
		(5)	(6)	(7)	(8)
C242	Manufacture of basic precious and other non-ferrous metals	1,034,874	55,663	77,829,310	2,603,938
C243	Casting of metals	97,574	206,309	1,525,967	452,857
C251	Manufacture of structural metal products, tanks, reservoirs and steam generators	740,232	498,389	1,324,922	2,184,116
C252	Manufacture of weapons and ammunition	14,982	4,720	68,555	15,797
C259	Manufacture of other fabricated metal products; metal working service activities	914,857	992,864	6,649,064	4,801,112
C261	Manufacture of electronic components	323,423	30,288,986	74,462,183	36,290,425
C262	Manufacture of computers and peripheral equipment and accessories	211,706	241,136	12,188,122	3,658,966
C263	Manufacture of communication equipment	4,654	55,187	449,014	40,220
C264	Manufacture of consumer electronics	43,687	61,430	974,861	2,716,664
C265	Manufacture of measuring, testing, navigating and control equipment; watches and clocks	31,633	55,176	61,599	74,340
C267	Manufacture of optical instruments and photographic equipment	89,702	139,230	705,649	1,794,549
C271	Manufacture of electric motors, generators, transformers and electricity distribution and control apparatus	135,265	67,088	1,398,822	869,328
C272	Manufacture of batteries and accumulators	7,716	844	27,483	5,417
C273	Manufacture of wiring and wiring devices	109,910	67,955	455,348	1,108,291
C274	Manufacture of electric lighting equipment	89,766	33,413	209,937	670,365
C275	Manufacture of domestic appliances	85,508	95,384	121,128	27,844
C279	Manufacture of other electrical equipment	81,592	1,163,109	4,160,535	544,662
C281	Manufacture of general purpose machinery	346,186	181,804	2,700,714	1,540,251
C282	Manufacture of special purpose machinery	386,474	103,358	5,263,439	1,138,331
C291	Manufacture of motor vehicles	647,643	37,632	72,664	2,175,182
C292	Manufacture of bodies (coachwork) for motor vehicles; manufacture of trailers and semi-trailers	54,766	186,773	61,850	71,269
C293	Manufacture of parts and accessories for motor vehicles	420,310	1,918,400	14,477,864	9,065,307
C301	Building of ships and boats	887,003	35,624	152,551	9,722,901
C302	Manufacture of railway locomotive and rolling stock	S	S	S	S
C303	Manufacture of air and spacecraft and related machinery	13,996	192,886	2,449,871	33,591
C309	Manufacture of transport equipment, n.e.c.	314,509	166,021	1,278,317	1,062,097
C310	Manufacture of furniture	679,300	214,359	740,210	959,736
C321	Manufacture of jewelry, bijouterie and related articles	34,441	23,421	77,681	41,035
C322	Manufacture of musical instruments	4,077	-	266	84
C323	Manufacture of sports goods	21,045	6,077	88,232	103,383
C324	Manufacture of games and toys	22,263	7,555	60,107	153,136
C325	Manufacture of medical and dental instruments and supplies	56,000	344,190	309,109	6,026,030

Table 9 Number of Establishments and Book Value of Tangible Fixed Assets by Type for Manufacturing Establishments by Region and Industry Group: Philippines, 2018

(Values are in thousand PhP, except number of establishments. Details may not add-up to total due to rounding and/or statistical disclosure control.)

Continued

2009 PSIC Code	Region / Industry Description	Book Value of Tangible Fixed Assets as of 31 December 2018			
		Transport Equipment	ICT Machinery and Equipment	Specialized Industrial Machineries	General Industrial Machinery and Equipment
		(5)	(6)	(7)	(8)
C329	Other manufacturing, n.e.c.	165,210	78,115	61,644	52,914
C331	Repair of fabricated metal products, machinery and equipment	1,746,973	198,960	2,256,221	4,186,442
C332	Installation of industrial machinery and equipment	1,393	17,087	48,602	903
	National Capital Region	11,972,161	25,197,170	45,393,053	40,716,135
C101	Processing and preserving of meat	167,002	121,559	210,952	1,181,457
C102	Processing and preserving of fish, crustaceans and mollusks	280,644	201,562	771,761	487,000
C103	Processing and preserving of fruits and vegetables	731,227	12,883,670	38,231	2,635,402
C104	Manufacture of vegetable and animal oils and fats	227,028	312,163	1,793,357	385,686
C105	Manufacture of dairy products	112,153	177,314	1,295,144	135,507
C106	Manufacture of grain mill products, starches and starch products	169,670	14,159	2,895,247	721,559
C107	Manufacture of other food products	1,064,417	725,449	10,852,831	7,341,179
C108	Manufacture of prepared animal feeds	104,971	3,313	539,722	55,670
C110	Manufacture of beverages	150,670	32,336	894,650	7,692,268
C120	Manufacture of tobacco products	253,185	152,611	37,223	1,742,689
C131	Spinning, weaving and finishing of textiles	37,572	71,154	143,484	67,168
C139	Manufacture of other textiles	116,668	76,731	487,690	60,814
C141	Manufacture of wearing apparel, except fur apparel	207,621	54,712	197,994	182,794
C142	Custom tailoring and dressmaking	47,200	6,016	11,305	17,593
C143	Manufacture of knitted and crocheted apparel	27,385	34,004	46,376	24,691
C151	Tanning and dressing of leather; manufacture of luggage and handbags	21,482	10,315	2,217	4,221
C152	Manufacture of footwear	29,324	10,947	112,954	24,798
C161	Sawmilling and planing of wood	6,831	313,020	127,533	188,617
C162	Manufacture of products of wood, cork, straw and plaiting materials	16,891	15,776	3,044	7,351
C170	Manufacture of paper and paper products	622,114	422,016	2,010,981	1,409,954
C181	Printing and service activities related to printing	432,097	796,589	2,409,087	1,150,453
C192	Manufacture of refined petroleum products	5,629	646	-	2,219
C199	Manufacture of other fuel products	S	S	S	S
C201	Manufacture of basic chemicals	192,593	5,563	142,265	504,053
C202	Manufacture of other chemical products, n.e.c.	527,749	176,101	6,950,845	3,533,530
C203	Manufacture of man-made fibers	S	S	S	S
C210	Manufacture of pharmaceuticals, medicinal chemical and botanical products	2,677,792	893,180	79,116	382,077
C221	Manufacture of rubber products	80,114	43,612	446,456	70,373
C222	Manufacture of plastics products	902,043	1,125,193	3,475,471	3,466,178

Table 9 Number of Establishments and Book Value of Tangible Fixed Assets by Type for Manufacturing Establishments by Region and Industry Group: Philippines, 2018

(Values are in thousand PhP, except number of establishments. Details may not add-up to total due to rounding and/or statistical disclosure control.)

Continued

2009 PSIC Code	Region / Industry Description	Book Value of Tangible Fixed Assets as of 31 December 2018			
		Transport Equipment	ICT Machinery and Equipment	Specialized Industrial Machineries	General Industrial Machinery and Equipment
		(5)	(6)	(7)	(8)
C231	Manufacture of glass and glass products	63,826	90,720	3,941	354,993
C239	Manufacture of non-metallic mineral products, n.e.c.	825,767	1,380,691	909,904	637,738
C241	Manufacture of basic iron and steel	339,430	113,290	419,017	398,579
C242	Manufacture of basic precious and other non-ferrous metals	34,221	1,057	5,781	335,342
C243	Casting of metals	11,419	142,981	14,641	22,308
C251	Manufacture of structural metal products, tanks, reservoirs and steam generators	239,751	334,675	339,988	409,628
C252	Manufacture of weapons and ammunition	13,503	4,155	55,125	14,789
C259	Manufacture of other fabricated metal products; metal working service activities	304,579	156,845	1,795,431	493,910
C261	Manufacture of electronic components	21,431	3,621,578	4,927,841	493,487
C262	Manufacture of computers and peripheral equipment and accessories	S	S	S	S
C264	Manufacture of consumer electronics	4,641	294	54,187	124
C265	Manufacture of measuring, testing, navigating and control equipment; watches and clocks	18,408	5,692	25,156	1,624
C267	Manufacture of optical instruments and photographic equipment	S	S	S	S
C271	Manufacture of electric motors, generators, transformers and electricity distribution and control apparatus	17,672	2,954	41,625	6,794
C272	Manufacture of batteries and accumulators	S	S	S	S
C273	Manufacture of wiring and wiring devices	25,858	40,197	47,743	282,215
C274	Manufacture of electric lighting equipment	58,637	1,060	40,669	9,802
C275	Manufacture of domestic appliances	65,463	91,787	66,373	23,368
C279	Manufacture of other electrical equipment	14,791	121	79,536	4,458
C281	Manufacture of general purpose machinery	117,303	25,630	134,673	110,507
C282	Manufacture of special purpose machinery	86,277	30,056	48,795	128,998
C291	Manufacture of motor vehicles	5,140	1,649	1,873	7,640
C292	Manufacture of bodies (coachwork) for motor vehicles; manufacture of trailers and semi-trailers	15,355	11,641	10,775	50,039
C293	Manufacture of parts and accessories for motor vehicles	22,069	130,669	32,406	743,891
C301	Building of ships and boats	6,948	6,193	4,326	4,901
C303	Manufacture of air and spacecraft and related machinery	S	S	S	S
C309	Manufacture of transport equipment, n.e.c.	24,627	27,114	123,823	50,625
C310	Manufacture of furniture	190,407	91,998	99,886	667,694
C321	Manufacture of jewelry, bijouterie and related articles	4,232	451	2,690	2,690
C322	Manufacture of musical instruments	S	S	S	S
C323	Manufacture of sports goods	1,732	65	-	64,397
C324	Manufacture of games and toys	1,761	754	4,933	1,561

Table 9 Number of Establishments and Book Value of Tangible Fixed Assets by Type for Manufacturing Establishments by Region and Industry Group: Philippines, 2018

(Values are in thousand PhP, except number of establishments. Details may not add-up to total due to rounding and/or statistical disclosure control.)

Continued

2009 PSIC Code	Region / Industry Description	Book Value of Tangible Fixed Assets as of 31 December 2018			
		Transport Equipment	ICT Machinery and Equipment	Specialized Industrial Machineries	General Industrial Machinery and Equipment
		(5)	(6)	(7)	(8)
C325	Manufacture of medical and dental instruments and supplies	11,929	38,718	7,437	36,810
C329	Other manufacturing, n.e.c.	59,147	66,891	30,224	6,007
C331	Repair of fabricated metal products, machinery and equipment	143,808	89,374	88,246	1,839,997
C332	Installation of industrial machinery and equipment	545	314	-	661
CAR	Cordillera Administrative Region	450,622	481,234	6,628,567	320,911
C101	Processing and preserving of meat	10,933	-	21,085	1,869
C102	Processing and preserving of fish, crustaceans and mollusks	1,377	-	-	400
C103	Processing and preserving of fruits and vegetables	5,290	125,751	49	20,203
C105	Manufacture of dairy products	S	S	S	S
C106	Manufacture of grain mill products, starches and starch products	-	-	12,387	266
C107	Manufacture of other food products	277,160	16,926	13,033	111,923
C110	Manufacture of beverages	69,646	4,369	26,742	42,921
C131	Spinning, weaving and finishing of textiles	110	25	21,548	-
C139	Manufacture of other textiles	-	501	4,792	312
C141	Manufacture of wearing apparel, except fur apparel	S	S	S	S
C142	Custom tailoring and dressmaking	5,070	4,851	9,346	2,894
C162	Manufacture of products of wood, cork, straw and plaiting materials	1,891	-	845	495
C181	Printing and service activities related to printing	10,895	28,145	17,388	3,451
C201	Manufacture of basic chemicals	-	151	1,164	-
C221	Manufacture of rubber products	-	-	14	24
C222	Manufacture of plastics products	S	S	S	S
C231	Manufacture of glass and glass products	S	S	S	S
C239	Manufacture of non-metallic mineral products, n.e.c.	28,573	19,737	33,527	27,984
C241	Manufacture of basic iron and steel	-	402	9,274	3,454
C251	Manufacture of structural metal products, tanks, reservoirs and steam generators	-	-	4,851	1,282
C259	Manufacture of other fabricated metal products; metal working service activities	2,206	2,235	604	626
C261	Manufacture of electronic components	S	S	S	S
C303	Manufacture of air and spacecraft and related machinery	S	S	S	S
C310	Manufacture of furniture	31,723	-	14,426	14,615
C321	Manufacture of jewelry, bijouterie and related articles	S	S	S	S

Table 9 Number of Establishments and Book Value of Tangible Fixed Assets by Type for Manufacturing Establishments by Region and Industry Group: Philippines, 2018

(Values are in thousand PhP, except number of establishments. Details may not add-up to total due to rounding and/or statistical disclosure control.)

Continued

2009 PSIC Code	Region / Industry Description	Book Value of Tangible Fixed Assets as of 31 December 2018			
		Transport Equipment	ICT Machinery and Equipment	Specialized Industrial Machineries	General Industrial Machinery and Equipment
		(5)	(6)	(7)	(8)
I - Ilocos Region		703,985	4,519,940	5,853,340	810,590
C101	Processing and preserving of meat	6,535	952	7,828	121,335
C102	Processing and preserving of fish, crustaceans and mollusks	16,594	308	1,840	9
C103	Processing and preserving of fruits and vegetables	4,267	360	19,377	202
C105	Manufacture of dairy products	S	S	S	S
C106	Manufacture of grain mill products, starches and starch products	220,847	14,169	482,025	92,708
C107	Manufacture of other food products	96,214	2,183	17,575	163,759
C108	Manufacture of prepared animal feeds	3,509	-	52,381	-
C110	Manufacture of beverages	72,858	4,012	323,442	32,153
C120	Manufacture of tobacco products	S	S	S	S
C131	Spinning, weaving and finishing of textiles	371	256	585	113
C141	Manufacture of wearing apparel, except fur apparel	47	-	9	-
C142	Custom tailoring and dressmaking	-	255	3,150	300
C152	Manufacture of footwear	-	-	-	-
C162	Manufacture of products of wood, cork, straw and plaiting materials	1,673	-	163	107
C170	Manufacture of paper and paper products	45,388	-	-	221,809
C181	Printing and service activities related to printing	320	33,152	6,084	4,345
C201	Manufacture of basic chemicals	7,085	23,807	-	117,688
C210	Manufacture of pharmaceuticals, medicinal chemical and botanical products	S	S	S	S
C221	Manufacture of rubber products	-	-	-	151
C231	Manufacture of glass and glass products	-	-	-	628
C239	Manufacture of non-metallic mineral products, n.e.c.	155,413	4,437,272	4,682,524	38,476
C241	Manufacture of basic iron and steel	45,344	-	199,375	-
C251	Manufacture of structural metal products, tanks, reservoirs and steam generators	5,332	1,570	9,724	-
C259	Manufacture of other fabricated metal products; metal working service activities	284	-	405	1,576
C273	Manufacture of wiring and wiring devices	S	S	S	S
C282	Manufacture of special purpose machinery	S	S	S	S
C292	Manufacture of bodies (coachwork) for motor vehicles; manufacture of trailers and semi-trailers	1,487	32	-	-
C293	Manufacture of parts and accessories for motor vehicles	-	-	-	87
C309	Manufacture of transport equipment, n.e.c.	4,346	-	287	23
C321	Manufacture of jewelry, bijouterie and related articles	S	S	S	S
C324	Manufacture of games and toys	S	S	S	S
C329	Other manufacturing, n.e.c.	2,389	194	58	156

Table 9 Number of Establishments and Book Value of Tangible Fixed Assets by Type for Manufacturing Establishments by Region and Industry Group: Philippines, 2018

(Values are in thousand PhP, except number of establishments. Details may not add-up to total due to rounding and/or statistical disclosure control.)

Continued

2009 PSIC Code	Region / Industry Description	Book Value of Tangible Fixed Assets as of 31 December 2018			
		Transport Equipment	ICT Machinery and Equipment	Specialized Industrial Machineries	General Industrial Machinery and Equipment
		(5)	(6)	(7)	(8)
C331	Repair of fabricated metal products, machinery and equipment	1,344	-	23,176	6,461
	II - Cagayan Valley	1,963,578	101,827	4,166,638	1,196,106
C101	Processing and preserving of meat	25,218	2,114	6,353	59,268
C102	Processing and preserving of fish, crustaceans and mollusks	1,610	-	50	-
C103	Processing and preserving of fruits and vegetables	-	-	1,795	76
C104	Manufacture of vegetable and animal oils and fats	S	S	S	S
C105	Manufacture of dairy products	886	89	24,152	91
C106	Manufacture of grain mill products, starches and starch products	1,582,423	54,365	413,713	898,512
C107	Manufacture of other food products	109,264	13,621	115,307	29,252
C108	Manufacture of prepared animal feeds	33,075	667	104,551	17,162
C110	Manufacture of beverages	49,674	9,254	176,423	138,198
C120	Manufacture of tobacco products	20,926	-	1,762	-
C131	Spinning, weaving and finishing of textiles	-	322	-	483
C139	Manufacture of other textiles	-	-	151	-
C142	Custom tailoring and dressmaking	483	135	5,448	229
C151	Tanning and dressing of leather; manufacture of luggage and handbags	650	26	174	44
C162	Manufacture of products of wood, cork, straw and plaiting materials	302	-	146	38
C181	Printing and service activities related to printing	25,745	13,375	19,736	27,058
C182	Reproduction of recorded media	5,282	347	-	-
C199	Manufacture of other fuel products	S	S	S	S
C201	Manufacture of basic chemicals	S	S	S	S
C222	Manufacture of plastics products	1,483	-	-	-
C239	Manufacture of non-metallic mineral products, n.e.c.	74,299	575	1,432	9,835
C241	Manufacture of basic iron and steel	-	95	1,891	95
C251	Manufacture of structural metal products, tanks, reservoirs and steam generators	425	291	-	794
C252	Manufacture of weapons and ammunition	S	S	S	S
C259	Manufacture of other fabricated metal products; metal working service activities	6,580	97	2,363	859
C279	Manufacture of other electrical equipment	-	-	-	-
C282	Manufacture of special purpose machinery	8,315	25	250	11,610
C310	Manufacture of furniture	8,912	183	7,003	125
C321	Manufacture of jewelry, bijouterie and related articles	517	-	-	-
C329	Other manufacturing, n.e.c.	S	S	S	S
C331	Repair of fabricated metal products, machinery and equipment	2,073	284	5,406	2,150

Table 9 Number of Establishments and Book Value of Tangible Fixed Assets by Type for Manufacturing Establishments by Region and Industry Group: Philippines, 2018

(Values are in thousand PhP, except number of establishments. Details may not add-up to total due to rounding and/or statistical disclosure control.)

Continued

2009 PSIC Code	Region / Industry Description	Book Value of Tangible Fixed Assets as of 31 December 2018			
		Transport Equipment	ICT Machinery and Equipment	Specialized Industrial Machineries	General Industrial Machinery and Equipment
		(5)	(6)	(7)	(8)
	III - Central Luzon	7,845,305	6,896,661	51,127,830	33,320,212
C101	Processing and preserving of meat	935,672	81,750	1,229,271	861,764
C102	Processing and preserving of fish, crustaceans and mollusks	52,354	104,733	274,285	64,850
C103	Processing and preserving of fruits and vegetables	112,587	95,501	16,552	194,722
C104	Manufacture of vegetable and animal oils and fats	780	-	76	528
C105	Manufacture of dairy products	53,971	1,008	437,556	210,692
C106	Manufacture of grain mill products, starches and starch products	653,554	70,939	1,748,030	33,936
C107	Manufacture of other food products	647,462	187,373	1,818,844	1,219,144
C108	Manufacture of prepared animal feeds	534,540	855,782	1,966,006	373,913
C110	Manufacture of beverages	260,868	46,476	4,506,912	804,385
C120	Manufacture of tobacco products	S	S	S	S
C131	Spinning, weaving and finishing of textiles	16,716	90,035	429,524	259,708
C139	Manufacture of other textiles	18,651	1,167	60,137	59,745
C141	Manufacture of wearing apparel, except fur apparel	132,209	51,879	94,899	304,031
C142	Custom tailoring and dressmaking	21,286	49	5,231	4,571
C143	Manufacture of knitted and crocheted apparel	1,171	442	91,272	11,867
C151	Tanning and dressing of leather; manufacture of luggage and handbags	14,576	19,109	107,096	5,555
C152	Manufacture of footwear	11,357	3,346	36,855	66,062
C161	Sawmilling and planing of wood	S	S	S	S
C162	Manufacture of products of wood, cork, straw and plaiting materials	30,383	5,996	33,634	68,284
C170	Manufacture of paper and paper products	114,141	376,700	1,468,088	1,637,606
C181	Printing and service activities related to printing	11,189	55,927	49,159	28,978
C192	Manufacture of refined petroleum products	859,097	302,091	12,009	898
C201	Manufacture of basic chemicals	119,098	40,540	55,217	2,239,800
C202	Manufacture of other chemical products, n.e.c.	244,839	45,771	637,184	290,277
C210	Manufacture of pharmaceuticals, medicinal chemical and botanical products	61,908	81,266	326,876	99,931
C221	Manufacture of rubber products	41,261	993	6,084,968	28,482
C222	Manufacture of plastics products	172,641	58,087	911,314	816,583
C231	Manufacture of glass and glass products	9,965	1,116	45,226	4,031
C239	Manufacture of non-metallic mineral products, n.e.c.	889,494	39,749	15,606,492	165,419
C241	Manufacture of basic iron and steel	95,746	2,225,568	832,134	96,025
C242	Manufacture of basic precious and other non-ferrous metals	3,671	7,142	8,840	112,173
C243	Casting of metals	7,200	452	5,020	47,088

Table 9 Number of Establishments and Book Value of Tangible Fixed Assets by Type for Manufacturing Establishments by Region and Industry Group: Philippines, 2018

(Values are in thousand PhP, except number of establishments. Details may not add-up to total due to rounding and/or statistical disclosure control.)

Continued

2009 PSIC Code	Region / Industry Description	Book Value of Tangible Fixed Assets as of 31 December 2018			
		Transport Equipment	ICT Machinery and Equipment	Specialized Industrial Machineries	General Industrial Machinery and Equipment
		(5)	(6)	(7)	(8)
C251	Manufacture of structural metal products, tanks, reservoirs and steam generators	73,275	43,063	30,682	58,069
C259	Manufacture of other fabricated metal products; metal working service activities	163,008	80,634	235,267	864,365
C261	Manufacture of electronic components	21,950	1,237,605	9,057,626	3,605,762
C262	Manufacture of computers and peripheral equipment and accessories	35,392	2,504	1,500,000	3,371,717
C263	Manufacture of communication equipment	S	S	S	S
C264	Manufacture of consumer electronics	9,776	5,728	2,159	3,973
C265	Manufacture of measuring, testing, navigating and control equipment; watches and clocks	3,378	2,066	705	28,862
C271	Manufacture of electric motors, generators, transformers and electricity distribution and control apparatus	19,533	3,685	1,143	30,838
C272	Manufacture of batteries and accumulators	S	S	S	S
C273	Manufacture of wiring and wiring devices	38,646	7,358	23,353	344,585
C274	Manufacture of electric lighting equipment	6,133	9,539	15,178	2,473
C275	Manufacture of domestic appliances	5,260	-	-	894
C279	Manufacture of other electrical equipment	36,181	16,837	123,000	903
C281	Manufacture of general purpose machinery	38,654	26,369	13,954	326,570
C282	Manufacture of special purpose machinery	34,456	12,966	19,822	-
C291	Manufacture of motor vehicles	16,114	524	5,391	4,716
C292	Manufacture of bodies (coachwork) for motor vehicles; manufacture of trailers and semi-trailers	S	S	S	S
C293	Manufacture of parts and accessories for motor vehicles	78,259	191,704	13,777	3,181,476
C301	Building of ships and boats	S	S	S	S
C303	Manufacture of air and spacecraft and related machinery	9,644	3,059	212,658	26,481
C309	Manufacture of transport equipment, n.e.c.	11,184	500	1,500	852
C310	Manufacture of furniture	108,172	19,605	50,677	80,250
C321	Manufacture of jewelry, bijouterie and related articles	3,015	451	3,023	360
C322	Manufacture of musical instruments	S	S	S	S
C323	Manufacture of sports goods	4,135	-	85,234	-
C324	Manufacture of games and toys	7,069	1,411	18,331	82,024
C325	Manufacture of medical and dental instruments and supplies	10,558	237,206	205,037	750,006
C329	Other manufacturing, n.e.c.	35,165	5,342	10,317	13,331
C331	Repair of fabricated metal products, machinery and equipment	345,116	32,173	517,356	1,825,257
C332	Installation of industrial machinery and equipment	S	S	S	S

Table 9 Number of Establishments and Book Value of Tangible Fixed Assets by Type for Manufacturing Establishments by Region and Industry Group: Philippines, 2018

(Values are in thousand PhP, except number of establishments. Details may not add-up to total due to rounding and/or statistical disclosure control.)

Continued

2009 PSIC Code	Region / Industry Description	Book Value of Tangible Fixed Assets as of 31 December 2018			
		Transport Equipment	ICT Machinery and Equipment	Specialized Industrial Machineries	General Industrial Machinery and Equipment
		(5)	(6)	(7)	(8)
	IVA - CALABARZON	13,057,695	35,917,807	191,231,641	104,311,368
C101	Processing and preserving of meat	1,164,532	58,244	169,796	3,533,806
C102	Processing and preserving of fish, crustaceans and mollusks	74,816	2,461	371,021	58,098
C103	Processing and preserving of fruits and vegetables	185,376	117,182	176,898	248,397
C104	Manufacture of vegetable and animal oils and fats	162,449	50,534	787,067	475,295
C105	Manufacture of dairy products	209,861	2,407	175,020	10,250,988
C106	Manufacture of grain mill products, starches and starch products	100,974	3,746	172,825	106,556
C107	Manufacture of other food products	1,021,861	366,110	18,066,663	3,395,733
C108	Manufacture of prepared animal feeds	165,313	15,031	395,166	60,062
C110	Manufacture of beverages	1,655,926	25,381	22,372,324	2,353,161
C120	Manufacture of tobacco products	114,048	3,020	-	769,072
C131	Spinning, weaving and finishing of textiles	41,718	6,423	858,768	293,325
C139	Manufacture of other textiles	20,320	60,515	271,359	20,992
C141	Manufacture of wearing apparel, except fur apparel	158,875	79,564	550,817	161,543
C142	Custom tailoring and dressmaking	6,144	2,492	5,244	572
C143	Manufacture of knitted and crocheted apparel	10,840	1,014	172,554	22,162
C151	Tanning and dressing of leather; manufacture of luggage and handbags	20,068	27,662	701,061	76,610
C152	Manufacture of footwear	29,443	2,602	202,388	105,911
C161	Sawmilling and planing of wood	S	S	S	S
C162	Manufacture of products of wood, cork, straw and plaiting materials	155,353	887,000	405,738	907,959
C170	Manufacture of paper and paper products	244,412	123,595	6,485,497	1,175,353
C181	Printing and service activities related to printing	123,448	51,734	1,125,359	332,317
C182	Reproduction of recorded media	S	S	S	S
C192	Manufacture of refined petroleum products	S	S	S	S
C199	Manufacture of other fuel products	S	S	S	S
C201	Manufacture of basic chemicals	194,586	109,123	17,888,138	1,226,323
C202	Manufacture of other chemical products, n.e.c.	496,103	333,743	1,917,160	4,600,921
C210	Manufacture of pharmaceuticals, medicinal chemical and botanical products	85,336	51,615	387,484	3,633,573
C221	Manufacture of rubber products	60,171	337,004	625,390	414,982
C222	Manufacture of plastics products	674,454	416,759	3,659,872	2,799,494
C231	Manufacture of glass and glass products	37,909	3,066,269	779,434	13,253
C239	Manufacture of non-metallic mineral products, n.e.c.	1,971,085	36,385	10,673,959	3,170,153
C241	Manufacture of basic iron and steel	268,930	180,853	3,640,815	2,052,656

Table 9 Number of Establishments and Book Value of Tangible Fixed Assets by Type for Manufacturing Establishments by Region and Industry Group: Philippines, 2018

(Values are in thousand PhP, except number of establishments. Details may not add-up to total due to rounding and/or statistical disclosure control.)

Continued

2009 PSIC Code	Region / Industry Description	Book Value of Tangible Fixed Assets as of 31 December 2018			
		Transport Equipment	ICT Machinery and Equipment	Specialized Industrial Machineries	General Industrial Machinery and Equipment
		(5)	(6)	(7)	(8)
C242	Manufacture of basic precious and other non-ferrous metals	24,096	14,341	122,205	44,577
C243	Casting of metals	61,288	43,446	1,096,355	360,764
C251	Manufacture of structural metal products, tanks, reservoirs and steam generators	353,053	114,251	824,259	1,667,504
C252	Manufacture of weapons and ammunition	S	S	S	S
C259	Manufacture of other fabricated metal products; metal working service activities	345,597	173,349	3,616,223	2,091,856
C261	Manufacture of electronic components	265,737	25,173,146	50,219,230	31,328,754
C262	Manufacture of computers and peripheral equipment and accessories	84,747	226,411	10,688,122	155,763
C263	Manufacture of communication equipment	4,575	41,345	45,123	34,770
C264	Manufacture of consumer electronics	9,396	52,687	702,938	2,709,908
C265	Manufacture of measuring, testing, navigating and control equipment; watches and clocks	4,891	782	27,205	9,350
C267	Manufacture of optical instruments and photographic equipment	14,756	53,496	139,755	1,614,117
C271	Manufacture of electric motors, generators, transformers and electricity distribution and control apparatus	89,024	56,223	1,236,818	801,075
C272	Manufacture of batteries and accumulators	S	S	S	S
C273	Manufacture of wiring and wiring devices	43,511	20,400	379,855	460,091
C274	Manufacture of electric lighting equipment	24,667	22,416	151,947	657,610
C275	Manufacture of domestic appliances	13,375	3,258	48,286	1,158
C279	Manufacture of other electrical equipment	30,620	1,143,048	3,957,999	476,362
C281	Manufacture of general purpose machinery	115,092	111,427	2,400,780	1,014,192
C282	Manufacture of special purpose machinery	214,382	56,365	5,166,422	881,914
C291	Manufacture of motor vehicles	609,901	28,465	57,799	2,127,105
C292	Manufacture of bodies (coachwork) for motor vehicles; manufacture of trailers and semi-trailers	36,621	175,044	46,574	20,983
C293	Manufacture of parts and accessories for motor vehicles	313,555	1,594,281	14,430,384	4,646,892
C301	Building of ships and boats	18,180	1,709	4,491	3,075
C302	Manufacture of railway locomotive and rolling stock	S	S	S	S
C303	Manufacture of air and spacecraft and related machinery	S	S	S	S
C309	Manufacture of transport equipment, n.e.c.	255,329	132,810	976,363	954,230
C310	Manufacture of furniture	87,528	35,911	290,687	43,232
C321	Manufacture of jewelry, bijouterie and related articles	12,984	-	8,568	3,992
C322	Manufacture of musical instruments	S	S	S	S
C323	Manufacture of sports goods	11,315	622	1,168	23,564
C324	Manufacture of games and toys	5,734	4,083	36,844	66,035
C325	Manufacture of medical and dental instruments and supplies	24,281	59,982	44,096	5,183,186

Table 9 Number of Establishments and Book Value of Tangible Fixed Assets by Type for Manufacturing Establishments by Region and Industry Group: Philippines, 2018

(Values are in thousand PhP, except number of establishments. Details may not add-up to total due to rounding and/or statistical disclosure control.)

Continued

2009 PSIC Code	Region / Industry Description	Book Value of Tangible Fixed Assets as of 31 December 2018			
		Transport Equipment	ICT Machinery and Equipment	Specialized Industrial Machineries	General Industrial Machinery and Equipment
		(5)	(6)	(7)	(8)
C329	Other manufacturing, n.e.c.	33,192	2,337	10,325	7,260
C331	Repair of fabricated metal products, machinery and equipment	440,898	26,793	1,312,199	170,031
C332	Installation of industrial machinery and equipment	S	S	S	S
	MIMAROPA	324,240	79,999	14,437,748	490,951
C101	Processing and preserving of meat	-	271	-	252
C102	Processing and preserving of fish, crustaceans and mollusks	S	S	S	S
C103	Processing and preserving of fruits and vegetables	S	S	S	S
C104	Manufacture of vegetable and animal oils and fats	3,969	2,112	231,210	10,864
C105	Manufacture of dairy products	89	24	-	125
C106	Manufacture of grain mill products, starches and starch products	90,955	13,431	327,385	12,493
C107	Manufacture of other food products	86,041	3,843	180,997	229,294
C110	Manufacture of beverages	42,986	1,033	30,977	114,791
C131	Spinning, weaving and finishing of textiles	4,489	72	498	-
C141	Manufacture of wearing apparel, except fur apparel	-	-	830	-
C142	Custom tailoring and dressmaking	654	-	4,601	7,363
C151	Tanning and dressing of leather; manufacture of luggage and handbags	-	18	-	-
C161	Sawmilling and planing of wood	68	-	18	27
C162	Manufacture of products of wood, cork, straw and plaiting materials	1,309	136	122	-
C181	Printing and service activities related to printing	14,629	56,460	16,033	87,892
C201	Manufacture of basic chemicals	-	-	20	-
C202	Manufacture of other chemical products, n.e.c.	S	S	S	S
C210	Manufacture of pharmaceuticals, medicinal chemical and botanical products	S	S	S	S
C222	Manufacture of plastics products	513	2,539	-	-
C239	Manufacture of non-metallic mineral products, n.e.c.	6,960	-	2,762	296
C241	Manufacture of basic iron and steel	-	60	57	-
C242	Manufacture of basic precious and other non-ferrous metals	S	S	S	S
C259	Manufacture of other fabricated metal products; metal working service activities	940	-	7,587	413
C282	Manufacture of special purpose machinery	S	S	S	S
C310	Manufacture of furniture	7,491	-	-	14,786
C331	Repair of fabricated metal products, machinery and equipment	-	-	6,866	915

Table 9 Number of Establishments and Book Value of Tangible Fixed Assets by Type for Manufacturing Establishments by Region and Industry Group: Philippines, 2018

(Values are in thousand PhP, except number of establishments. Details may not add-up to total due to rounding and/or statistical disclosure control.)

Continued

2009 PSIC Code	Region / Industry Description	Book Value of Tangible Fixed Assets as of 31 December 2018			
		Transport Equipment	ICT Machinery and Equipment	Specialized Industrial Machineries	General Industrial Machinery and Equipment
		(5)	(6)	(7)	(8)
	V - Bicol Region	1,122,539	568,126	7,101,961	2,524,784
C101	Processing and preserving of meat	20,236	495,370	30,457	118,313
C102	Processing and preserving of fish, crustaceans and mollusks	7,136	189	-	12,103
C103	Processing and preserving of fruits and vegetables	1,543	-	-	1,990
C104	Manufacture of vegetable and animal oils and fats	24,315	654	6,569	286,038
C105	Manufacture of dairy products	249	-	11,601	89
C106	Manufacture of grain mill products, starches and starch products	76,043	3,203	29,057	9,714
C107	Manufacture of other food products	90,092	12,642	95,274	203,654
C108	Manufacture of prepared animal feeds	34,805	500	32,235	213,790
C110	Manufacture of beverages	20,391	765	10,326	41,318
C120	Manufacture of tobacco products	S	S	S	S
C131	Spinning, weaving and finishing of textiles	-	-	352	-
C139	Manufacture of other textiles	3,066	316	2,672	12,768
C141	Manufacture of wearing apparel, except fur apparel	7,895	1,262	8,780	3,155
C142	Custom tailoring and dressmaking	-	-	27,975	164
C151	Tanning and dressing of leather; manufacture of luggage and handbags	-	-	172	-
C152	Manufacture of footwear	-	-	209	13
C162	Manufacture of products of wood, cork, straw and plaiting materials	18,856	205	1,644	39
C170	Manufacture of paper and paper products	897	136	214,433	7,466
C181	Printing and service activities related to printing	17,736	37,999	3,406	34,758
C201	Manufacture of basic chemicals	804	-	-	16,146
C210	Manufacture of pharmaceuticals, medicinal chemical and botanical products	1,006	-	9,054	503
C231	Manufacture of glass and glass products	S	S	S	S
C239	Manufacture of non-metallic mineral products, n.e.c.	66,890	2,605	437,267	165,652
C241	Manufacture of basic iron and steel	8,790	2,106	8,644	10,199
C242	Manufacture of basic precious and other non-ferrous metals	S	S	S	S
C251	Manufacture of structural metal products, tanks, reservoirs and steam generators	4,579	61	3,203	484
C259	Manufacture of other fabricated metal products; metal working service activities	553	154	592	630
C281	Manufacture of general purpose machinery	36,154	6,546	19,127	20,958
C282	Manufacture of special purpose machinery	2,004	-	2,113	-
C293	Manufacture of parts and accessories for motor vehicles	382	-	-	-
C310	Manufacture of furniture	773	-	-	1,913
C329	Other manufacturing, n.e.c.	877	485	-	1,086

Table 9 Number of Establishments and Book Value of Tangible Fixed Assets by Type for Manufacturing Establishments by Region and Industry Group: Philippines, 2018

(Values are in thousand PhP, except number of establishments. Details may not add-up to total due to rounding and/or statistical disclosure control.)

Continued

2009 PSIC Code	Region / Industry Description	Book Value of Tangible Fixed Assets as of 31 December 2018			
		Transport Equipment	ICT Machinery and Equipment	Specialized Industrial Machineries	General Industrial Machinery and Equipment
		(5)	(6)	(7)	(8)
C331	Repair of fabricated metal products, machinery and equipment	4,278	345	4,634	5,174
	VI - Western Visayas	1,360,513	278,235	14,784,623	5,827,140
C101	Processing and preserving of meat	84,288	2,459	104,330	12,734
C102	Processing and preserving of fish, crustaceans and mollusks	38,715	218	21,481	40,391
C103	Processing and preserving of fruits and vegetables	S	S	S	S
C104	Manufacture of vegetable and animal oils and fats	14,938	652	36,630	-
C105	Manufacture of dairy products	432	704	-	216
C106	Manufacture of grain mill products, starches and starch products	143,870	2,521	210,091	25,469
C107	Manufacture of other food products	500,597	97,729	9,720,361	2,010,966
C108	Manufacture of prepared animal feeds	18,595	303	929,625	-
C110	Manufacture of beverages	244,511	38,172	3,202,316	995,942
C131	Spinning, weaving and finishing of textiles	828	169	1,913	351
C139	Manufacture of other textiles	-	4,876	-	234
C141	Manufacture of wearing apparel, except fur apparel	787	271	4,085	10
C142	Custom tailoring and dressmaking	10,496	618	4,804	8,646
C161	Sawmilling and planing of wood	4,634	33	17,015	99
C162	Manufacture of products of wood, cork, straw and plaiting materials	24,079	49	22,359	671
C181	Printing and service activities related to printing	16,933	17,251	31,928	7,514
C192	Manufacture of refined petroleum products	S	S	S	S
C201	Manufacture of basic chemicals	42,261	102,279	-	2,682,797
C202	Manufacture of other chemical products, n.e.c.	S	S	S	S
C210	Manufacture of pharmaceuticals, medicinal chemical and botanical products	-	-	-	-
C221	Manufacture of rubber products	-	-	-	-
C222	Manufacture of plastics products	16,684	1,738	247,845	2,003
C231	Manufacture of glass and glass products	-	-	-	39
C239	Manufacture of non-metallic mineral products, n.e.c.	149,759	2,512	139,877	5,488
C241	Manufacture of basic iron and steel	7,246	2,033	13,585	4,008
C243	Casting of metals	138	-	41,012	1,570
C251	Manufacture of structural metal products, tanks, reservoirs and steam generators	8,025	-	5,471	4,445
C259	Manufacture of other fabricated metal products; metal working service activities	819	170	440	6,533
C265	Manufacture of measuring, testing, navigating and control equipment; watches and clocks	S	S	S	S

Table 9 Number of Establishments and Book Value of Tangible Fixed Assets by Type for Manufacturing Establishments by Region and Industry Group: Philippines, 2018

(Values are in thousand PhP, except number of establishments. Details may not add-up to total due to rounding and/or statistical disclosure control.)

Continued

2009 PSIC Code	Region / Industry Description	Book Value of Tangible Fixed Assets as of 31 December 2018			
		Transport Equipment	ICT Machinery and Equipment	Specialized Industrial Machineries	General Industrial Machinery and Equipment
		(5)	(6)	(7)	(8)
C267	Manufacture of optical instruments and photographic equipment	S	S	S	S
C282	Manufacture of special purpose machinery	4,603	658	15,803	1,322
C293	Manufacture of parts and accessories for motor vehicles	138	163	244	163
C310	Manufacture of furniture	8,315	1,399	8,506	1,199
C321	Manufacture of jewelry, bijouterie and related articles	187	498	-	2,215
C329	Other manufacturing, n.e.c.	2,423	212	268	540
C331	Repair of fabricated metal products, machinery and equipment	12,060	431	2,181	3,161
	VII - Central Visayas	3,931,224	2,017,048	18,278,241	11,194,772
C101	Processing and preserving of meat	117,259	5,769	537,871	632,654
C102	Processing and preserving of fish, crustaceans and mollusks	90,720	193,632	616,151	577,792
C103	Processing and preserving of fruits and vegetables	39,511	34,013	334,530	111,303
C104	Manufacture of vegetable and animal oils and fats	18,755	5,633	355,337	165,179
C105	Manufacture of dairy products	15,226	154	276	3,799
C106	Manufacture of grain mill products, starches and starch products	15,752	17,782	89,857	266,296
C107	Manufacture of other food products	339,794	104,863	165,207	214,719
C108	Manufacture of prepared animal feeds	217,176	4,396	1,514,698	1,016
C110	Manufacture of beverages	555,361	29,234	1,316,590	1,599,694
C131	Spinning, weaving and finishing of textiles	851	319	6,137	292
C139	Manufacture of other textiles	2,800	1,162	1,269	10,280
C141	Manufacture of wearing apparel, except fur apparel	33,635	49,535	154,434	94,816
C142	Custom tailoring and dressmaking	7,578	2,932	3,551	28
C151	Tanning and dressing of leather; manufacture of luggage and handbags	S	S	S	S
C152	Manufacture of footwear	4,296	1,974	4,385	25,586
C161	Sawmilling and planing of wood	45,531	12,699	14,052	1,105
C162	Manufacture of products of wood, cork, straw and plaiting materials	11,428	2,882	4,559	10,056
C170	Manufacture of paper and paper products	43,796	1,875	151,765	103,289
C181	Printing and service activities related to printing	31,281	61,046	169,071	31,355
C201	Manufacture of basic chemicals	125,522	37,579	215,970	103,268
C202	Manufacture of other chemical products, n.e.c.	89,770	5,488	84,987	305,771
C210	Manufacture of pharmaceuticals, medicinal chemical and botanical products	72,667	2,843	3,874	10,301
C221	Manufacture of rubber products	3,182	484	565,772	16,039

Table 9 Number of Establishments and Book Value of Tangible Fixed Assets by Type for Manufacturing Establishments by Region and Industry Group: Philippines, 2018

(Values are in thousand PhP, except number of establishments. Details may not add-up to total due to rounding and/or statistical disclosure control.)

Continued

2009 PSIC Code	Region / Industry Description	Book Value of Tangible Fixed Assets as of 31 December 2018			
		Transport Equipment	ICT Machinery and Equipment	Specialized Industrial Machineries	General Industrial Machinery and Equipment
		(5)	(6)	(7)	(8)
C222	Manufacture of plastics products	54,303	27,335	326,827	186,526
C231	Manufacture of glass and glass products	4,617	1,354	29,000	17,263
C239	Manufacture of non-metallic mineral products, n.e.c.	540,326	89,459	1,676,379	45,614
C241	Manufacture of basic iron and steel	351,672	383,500	413,364	3,210,219
C242	Manufacture of basic precious and other non-ferrous metals	S	S	S	S
C243	Casting of metals	12,885	19,068	323,982	19,632
C251	Manufacture of structural metal products, tanks, reservoirs and steam generators	9,174	1,580	77,104	11,672
C252	Manufacture of weapons and ammunition	S	S	S	S
C259	Manufacture of other fabricated metal products; metal working service activities	36,762	562,773	655,019	229,164
C261	Manufacture of electronic components	14,306	40,347	6,277,162	775,897
C262	Manufacture of computers and peripheral equipment and accessories	S	S	S	S
C263	Manufacture of communication equipment	S	S	S	S
C264	Manufacture of consumer electronics	11,661	2,444	215,187	1,793
C265	Manufacture of measuring, testing, navigating and control equipment; watches and clocks	1,929	46,635	8,239	26,276
C267	Manufacture of optical instruments and photographic equipment	71,918	84,402	565,862	180,432
C271	Manufacture of electric motors, generators, transformers and electricity distribution and control apparatus	8,102	3,930	118,536	30,596
C273	Manufacture of wiring and wiring devices	S	S	S	S
C274	Manufacture of electric lighting equipment	329	398	2,143	480
C275	Manufacture of domestic appliances	S	S	S	S
C279	Manufacture of other electrical equipment	S	S	S	S
C281	Manufacture of general purpose machinery	7,443	514	130,634	67,962
C282	Manufacture of special purpose machinery	9,776	2,387	-	20,750
C291	Manufacture of motor vehicles	11,256	6,994	217	34,521
C293	Manufacture of parts and accessories for motor vehicles	5,905	1,348	1,052	491,891
C301	Building of ships and boats	320,369	27,501	143,734	995,273
C309	Manufacture of transport equipment, n.e.c.	19,022	5,596	176,249	56,366
C310	Manufacture of furniture	164,081	58,667	230,147	119,706
C321	Manufacture of jewelry, bijouterie and related articles	13,505	21,510	58,714	30,011
C322	Manufacture of musical instruments	S	S	S	S
C323	Manufacture of sports goods	S	S	S	S
C324	Manufacture of games and toys	S	S	S	S
C325	Manufacture of medical and dental instruments and supplies	9,232	8,285	52,539	56,028
C329	Other manufacturing, n.e.c.	27,254	1,736	6,187	23,767
C331	Repair of fabricated metal products, machinery and equipment	239,065	6,366	43,240	53,253

Table 9 Number of Establishments and Book Value of Tangible Fixed Assets by Type for Manufacturing Establishments by Region and Industry Group: Philippines, 2018

(Values are in thousand PhP, except number of establishments. Details may not add-up to total due to rounding and/or statistical disclosure control.)

Continued

2009 PSIC Code	Region / Industry Description	Book Value of Tangible Fixed Assets as of 31 December 2018			
		Transport Equipment	ICT Machinery and Equipment	Specialized Industrial Machineries	General Industrial Machinery and Equipment
		(5)	(6)	(7)	(8)
	VIII - Eastern Visayas	400,123	184,069	17,840,246	1,215,767
C101	Processing and preserving of meat	S	S	S	S
C102	Processing and preserving of fish, crustaceans and mollusks	2,703	-	32,636	1,809
C103	Processing and preserving of fruits and vegetables	-	-	-	6,483
C104	Manufacture of vegetable and animal oils and fats	19,528	1,049	113,023	22,505
C105	Manufacture of dairy products	S	S	S	S
C106	Manufacture of grain mill products, starches and starch products	31,076	71,060	23,681	9,622
C107	Manufacture of other food products	117,593	8,514	189,175	84,768
C110	Manufacture of beverages	48,616	6,829	437,893	151,925
C131	Spinning, weaving and finishing of textiles	-	459	20	-
C139	Manufacture of other textiles	S	S	S	S
C141	Manufacture of wearing apparel, except fur apparel	-	-	186	454
C142	Custom tailoring and dressmaking	-	-	8,857	409
C162	Manufacture of products of wood, cork, straw and plaiting materials	714	-	71	-
C170	Manufacture of paper and paper products	14,901	24,130	-	55,296
C181	Printing and service activities related to printing	4,682	13,462	24,479	59,342
C201	Manufacture of basic chemicals	47,140	21,834	37,963	64,267
C210	Manufacture of pharmaceuticals, medicinal chemical and botanical products	S	S	S	S
C222	Manufacture of plastics products	1,468	230	12,790	46
C231	Manufacture of glass and glass products	2,777	202	80	271
C239	Manufacture of non-metallic mineral products, n.e.c.	54,316	10	1,300	377
C241	Manufacture of basic iron and steel	-	-	-	1,428
C242	Manufacture of basic precious and other non-ferrous metals	S	S	S	S
C243	Casting of metals	S	S	S	S
C251	Manufacture of structural metal products, tanks, reservoirs and steam generators	191	-	44	435
C259	Manufacture of other fabricated metal products; metal working service activities	189	-	2,191	851
C273	Manufacture of wiring and wiring devices	S	S	S	S
C282	Manufacture of special purpose machinery	S	S	S	S
C310	Manufacture of furniture	-	-	-	714
C321	Manufacture of jewelry, bijouterie and related articles	-	-	-	-
C329	Other manufacturing, n.e.c.	348	30	60	138
C331	Repair of fabricated metal products, machinery and equipment	1,007	-	3,254	2,651

Table 9 Number of Establishments and Book Value of Tangible Fixed Assets by Type for Manufacturing Establishments by Region and Industry Group: Philippines, 2018

(Values are in thousand PhP, except number of establishments. Details may not add-up to total due to rounding and/or statistical disclosure control.)

Continued

2009 PSIC Code	Region / Industry Description	Book Value of Tangible Fixed Assets as of 31 December 2018			
		Transport Equipment	ICT Machinery and Equipment	Specialized Industrial Machineries	General Industrial Machinery and Equipment
		(5)	(6)	(7)	(8)
	IX - Zamboanga Peninsula	947,137	120,961	2,119,220	1,414,879
C101	Processing and preserving of meat	5,765	663	-	3,573
C102	Processing and preserving of fish, crustaceans and mollusks	487,761	10,825	877,807	347,397
C104	Manufacture of vegetable and animal oils and fats	32,619	451	378,291	604
C105	Manufacture of dairy products	-	-	-	340
C106	Manufacture of grain mill products, starches and starch products	100,680	49,802	156,456	2,356
C107	Manufacture of other food products	139,105	32,175	16,542	338,881
C108	Manufacture of prepared animal feeds	S	S	S	S
C110	Manufacture of beverages	67,219	8,782	11,439	46,265
C139	Manufacture of other textiles	S	S	S	S
C142	Custom tailoring and dressmaking	14,161	-	1,991	2,473
C161	Sawmilling and planing of wood	3,702	-	-	91
C162	Manufacture of products of wood, cork, straw and plaiting materials	S	S	S	S
C181	Printing and service activities related to printing	38,702	11,287	22,993	7,544
C221	Manufacture of rubber products	14,802	635	56,710	655
C222	Manufacture of plastics products	120	34	474	23,184
C231	Manufacture of glass and glass products	740	-	11	528
C239	Manufacture of non-metallic mineral products, n.e.c.	9,207	1,279	4,231	1,625
C241	Manufacture of basic iron and steel	200	87	3,677	-
C251	Manufacture of structural metal products, tanks, reservoirs and steam generators	-	-	315	3,460
C259	Manufacture of other fabricated metal products; metal working service activities	12,669	3,146	134,855	614,513
C310	Manufacture of furniture	14,644	202	3,998	523
C321	Manufacture of jewelry, bijouterie and related articles	S	S	S	S
C329	Other manufacturing, n.e.c.	-	-	-	-
C331	Repair of fabricated metal products, machinery and equipment	3,575	818	10,333	19,358
	X - Northern Mindanao	1,917,625	627,142	11,052,558	4,508,699
C101	Processing and preserving of meat	11,962	2,391	14,453	36,410
C102	Processing and preserving of fish, crustaceans and mollusks	S	S	S	S
C103	Processing and preserving of fruits and vegetables	650,115	269	1,794,569	8,319
C104	Manufacture of vegetable and animal oils and fats	46,155	10,703	179,841	257,934
C105	Manufacture of dairy products	3,853	796	-	9,638

Table 9 Number of Establishments and Book Value of Tangible Fixed Assets by Type for Manufacturing Establishments by Region and Industry Group: Philippines, 2018

(Values are in thousand PhP, except number of establishments. Details may not add-up to total due to rounding and/or statistical disclosure control.)

Continued

2009 PSIC Code	Region / Industry Description	Book Value of Tangible Fixed Assets as of 31 December 2018			
		Transport Equipment	ICT Machinery and Equipment	Specialized Industrial Machineries	General Industrial Machinery and Equipment
		(5)	(6)	(7)	(8)
C106	Manufacture of grain mill products, starches and starch products	392,806	15,638	1,222,026	593,753
C107	Manufacture of other food products	248,056	44,326	670,244	609,410
C108	Manufacture of prepared animal feeds	5,828	302	1,445,686	30
C110	Manufacture of beverages	97,644	36,813	187,992	1,223,066
C131	Spinning, weaving and finishing of textiles	-	-	-	225
C139	Manufacture of other textiles	-	60	38	-
C141	Manufacture of wearing apparel, except fur apparel	2,576	232	448	388
C142	Custom tailoring and dressmaking	483	-	10,472	564
C152	Manufacture of footwear	1,215	1,606	69,885	3,493
C161	Sawmilling and planing of wood	20,190	24,545	124,509	36,450
C162	Manufacture of products of wood, cork, straw and plaiting materials	9,950	18	6,874	14,183
C170	Manufacture of paper and paper products	21,951	4,473	107,518	65,833
C181	Printing and service activities related to printing	13,909	21,859	19,875	28,145
C192	Manufacture of refined petroleum products	500	65	807	500
C201	Manufacture of basic chemicals	83,131	5,431	3,184,528	255,007
C202	Manufacture of other chemical products, n.e.c.	4,759	300,562	109,976	1,619
C210	Manufacture of pharmaceuticals, medicinal chemical and botanical products	S	S	S	S
C221	Manufacture of rubber products	S	S	S	S
C222	Manufacture of plastics products	25,160	2,749	146,077	3,691
C231	Manufacture of glass and glass products	108	-	-	2
C239	Manufacture of non-metallic mineral products, n.e.c.	70,808	77,325	1,642,537	1,392
C241	Manufacture of basic iron and steel	11,495	23,158	57,057	1,202,035
C243	Casting of metals	-	362	-	1,428
C251	Manufacture of structural metal products, tanks, reservoirs and steam generators	20,834	362	6,444	9,737
C259	Manufacture of other fabricated metal products; metal working service activities	-	37	11,644	359
C264	Manufacture of consumer electronics	S	S	S	S
C271	Manufacture of electric motors, generators, transformers and electricity distribution and control apparatus	S	S	S	S
C281	Manufacture of general purpose machinery	S	S	S	S
C282	Manufacture of special purpose machinery	S	S	S	S
C291	Manufacture of motor vehicles	5,047	-	7,385	-
C293	Manufacture of parts and accessories for motor vehicles	-	235	-	787
C310	Manufacture of furniture	18,042	4,243	4,534	1,419
C321	Manufacture of jewelry, bijouterie and related articles	S	S	S	S
C324	Manufacture of games and toys	S	S	S	S
C329	Other manufacturing, n.e.c.	S	S	S	S

Table 9 Number of Establishments and Book Value of Tangible Fixed Assets by Type for Manufacturing Establishments by Region and Industry Group: Philippines, 2018

(Values are in thousand PhP, except number of establishments. Details may not add-up to total due to rounding and/or statistical disclosure control.)

Continued

2009 PSIC Code	Region / Industry Description	Book Value of Tangible Fixed Assets as of 31 December 2018			
		Transport Equipment	ICT Machinery and Equipment	Specialized Industrial Machineries	General Industrial Machinery and Equipment
		(5)	(6)	(7)	(8)
C331	Repair of fabricated metal products, machinery and equipment	102,292	34,366	26,567	55,288
	XI - Davao Region	3,397,912	1,230,922	11,927,102	3,384,363
C101	Processing and preserving of meat	46,793	12,629	37,520	177,835
C102	Processing and preserving of fish, crustaceans and mollusks	453	-	86,491	-
C103	Processing and preserving of fruits and vegetables	19,175	21,773	179,965	82,368
C104	Manufacture of vegetable and animal oils and fats	79,877	956,813	498,819	793,942
C105	Manufacture of dairy products	215	241	-	7,451
C106	Manufacture of grain mill products, starches and starch products	1,112,060	3,755	108,410	87,714
C107	Manufacture of other food products	401,684	44,422	414,665	233,867
C108	Manufacture of prepared animal feeds	135,215	2,971	1,279,262	131,412
C110	Manufacture of beverages	651,059	30,660	1,590,300	530,423
C120	Manufacture of tobacco products	S	S	S	S
C139	Manufacture of other textiles	3,169	638	8,374	68,022
C141	Manufacture of wearing apparel, except fur apparel	713	571	3,241	4,291
C142	Custom tailoring and dressmaking	9,560	520	5,542	3,241
C152	Manufacture of footwear	-	-	-	-
C161	Sawmilling and planing of wood	3,540	116	990	-
C162	Manufacture of products of wood, cork, straw and plaiting materials	103,585	7,395	80,541	154,427
C170	Manufacture of paper and paper products	41,187	44,899	557,400	104,554
C181	Printing and service activities related to printing	71,127	31,894	164,262	149,676
C192	Manufacture of refined petroleum products	S	S	S	S
C201	Manufacture of basic chemicals	47,563	20,197	93,576	61,488
C202	Manufacture of other chemical products, n.e.c.	132,115	482	36,608	252,325
C210	Manufacture of pharmaceuticals, medicinal chemical and botanical products	47,765	1,785	1,819	10,060
C221	Manufacture of rubber products	679	-	6,108	175
C222	Manufacture of plastics products	98,215	16,472	1,599,524	198,363
C231	Manufacture of glass and glass products	2,918	604	3,114	24
C239	Manufacture of non-metallic mineral products, n.e.c.	275,837	22,482	4,980,840	41,476
C241	Manufacture of basic iron and steel	12,006	157	56,612	228,139
C242	Manufacture of basic precious and other non-ferrous metals	1,276	70	23,551	40
C243	Casting of metals	S	S	S	S
C251	Manufacture of structural metal products, tanks, reservoirs and steam generators	14,879	2,450	22,056	13,779
C252	Manufacture of weapons and ammunition	S	S	S	S

Table 9 Number of Establishments and Book Value of Tangible Fixed Assets by Type for Manufacturing Establishments by Region and Industry Group: Philippines, 2018

(Values are in thousand PhP, except number of establishments. Details may not add-up to total due to rounding and/or statistical disclosure control.)

Continued

2009 PSIC Code	Region / Industry Description	Book Value of Tangible Fixed Assets as of 31 December 2018			
		Transport Equipment	ICT Machinery and Equipment	Specialized Industrial Machineries	General Industrial Machinery and Equipment
		(5)	(6)	(7)	(8)
C259	Manufacture of other fabricated metal products; metal working service activities	2,388	6	901	1,705
C265	Manufacture of measuring, testing, navigating and control equipment; watches and clocks	S	S	S	S
C271	Manufacture of electric motors, generators, transformers and electricity distribution and control apparatus	S	S	S	S
C275	Manufacture of domestic appliances	681	-	-	59
C281	Manufacture of general purpose machinery	252	153	1,546	-
C282	Manufacture of special purpose machinery	24,133	901	5,098	10,320
C291	Manufacture of motor vehicles	S	S	S	S
C293	Manufacture of parts and accessories for motor vehicles	-	-	-	119
C301	Building of ships and boats	S	S	S	S
C310	Manufacture of furniture	24,006	1,531	15,296	7,321
C321	Manufacture of jewelry, bijouterie and related articles	-	-	4,641	-
C329	Other manufacturing, n.e.c.	4,415	-	1,127	264
C331	Repair of fabricated metal products, machinery and equipment	22,174	3,709	36,294	27,649
	XII - SOCCSKSARGEN	1,070,888	153,281	3,203,341	4,270,159
C101	Processing and preserving of meat	4,114	1,214	24,759	66,132
C102	Processing and preserving of fish, crustaceans and mollusks	195,673	86,375	720,185	1,366,481
C103	Processing and preserving of fruits and vegetables	S	S	S	S
C104	Manufacture of vegetable and animal oils and fats	26,501	32,808	1,424,790	610,064
C105	Manufacture of dairy products	1,800	-	800	1,361
C106	Manufacture of grain mill products, starches and starch products	132,678	495	187,268	5,597
C107	Manufacture of other food products	63,430	11,410	164,192	981,007
C108	Manufacture of prepared animal feeds	4,089	1,148	993	206,165
C110	Manufacture of beverages	84,319	4,531	33,835	55,665
C131	Spinning, weaving and finishing of textiles	55	97	941	-
C139	Manufacture of other textiles	-	120	3,820	291
C141	Manufacture of wearing apparel, except fur apparel	1,600	-	15,010	6,465
C142	Custom tailoring and dressmaking	-	2,204	25,380	59
C161	Sawmilling and planing of wood	1,927	5	3,864	67
C162	Manufacture of products of wood, cork, straw and plaiting materials	8,185	75	4,057	34
C170	Manufacture of paper and paper products	2,591	-	67,180	-
C181	Printing and service activities related to printing	7,506	5,807	58,462	182,304

Table 9 Number of Establishments and Book Value of Tangible Fixed Assets by Type for Manufacturing Establishments by Region and Industry Group: Philippines, 2018

(Values are in thousand PhP, except number of establishments. Details may not add-up to total due to rounding and/or statistical disclosure control.)

Continued

2009 PSIC Code	Region / Industry Description	Book Value of Tangible Fixed Assets as of 31 December 2018			
		Transport Equipment	ICT Machinery and Equipment	Specialized Industrial Machineries	General Industrial Machinery and Equipment
		(5)	(6)	(7)	(8)
C192	Manufacture of refined petroleum products	S	S	S	S
C201	Manufacture of basic chemicals	35,601	124	65,195	157
C202	Manufacture of other chemical products, n.e.c.	S	S	S	S
C221	Manufacture of rubber products	S	S	S	S
C222	Manufacture of plastics products	S	S	S	S
C231	Manufacture of glass and glass products	S	S	S	S
C239	Manufacture of non-metallic mineral products, n.e.c.	22,514	690	12,130	163
C241	Manufacture of basic iron and steel	3,441	349	5,769	1,772
C243	Casting of metals	S	S	S	S
C251	Manufacture of structural metal products, tanks, reservoirs and steam generators	10,713	86	666	2,827
C259	Manufacture of other fabricated metal products; metal working service activities	10,409	249	169,676	493,097
C301	Building of ships and boats	S	S	S	S
C310	Manufacture of furniture	6,431	554	7,397	6,146
C323	Manufacture of sports goods	S	S	S	S
C331	Repair of fabricated metal products, machinery and equipment	416,368	4,302	162,613	160,828
	XIII - Caraga	654,933	55,955	42,095,235	720,981
C101	Processing and preserving of meat	15,425	5,320	53,637	49,115
C102	Processing and preserving of fish, crustaceans and mollusks	S	S	S	S
C103	Processing and preserving of fruits and vegetables	S	S	S	S
C104	Manufacture of vegetable and animal oils and fats	42,912	3,657	212,957	327,830
C106	Manufacture of grain mill products, starches and starch products	25,583	1,244	102,640	5
C107	Manufacture of other food products	43,302	10,287	139,129	47,621
C108	Manufacture of prepared animal feeds	-	-	-	10,501
C110	Manufacture of beverages	152,010	743	39,614	62,079
C139	Manufacture of other textiles	-	-	273	4,373
C141	Manufacture of wearing apparel, except fur apparel	-	-	-	2,748
C142	Custom tailoring and dressmaking	1,006	540	2,981	1,497
C161	Sawmilling and planing of wood	74,521	312	1,182	8,216
C162	Manufacture of products of wood, cork, straw and plaiting materials	18,935	10,134	502,260	18,473
C181	Printing and service activities related to printing	3,794	8,974	379	5,378
C201	Manufacture of basic chemicals	S	S	S	S
C202	Manufacture of other chemical products, n.e.c.	12,244	57	-	76,345
C231	Manufacture of glass and glass products	S	S	S	S

Table 9 Number of Establishments and Book Value of Tangible Fixed Assets by Type for Manufacturing Establishments by Region and Industry Group: Philippines, 2018

(Values are in thousand PhP, except number of establishments. Details may not add-up to total due to rounding and/or statistical disclosure control.)

Continued

2009 PSIC Code	Region / Industry Description	Book Value of Tangible Fixed Assets as of 31 December 2018			
		Transport Equipment	ICT Machinery and Equipment	Specialized Industrial Machineries	General Industrial Machinery and Equipment
		(5)	(6)	(7)	(8)
C239	Manufacture of non-metallic mineral products, n.e.c.	16,812	228	16,279	89,745
C241	Manufacture of basic iron and steel	7,814	-	94	-
C242	Manufacture of basic precious and other non-ferrous metals	S	S	S	S
C259	Manufacture of other fabricated metal products; metal working service activities	27,873	13,168	15,868	656
C275	Manufacture of domestic appliances	-	91	-	1,268
C301	Building of ships and boats	S	S	S	S
C309	Manufacture of transport equipment, n.e.c.	-	-	96	-
C310	Manufacture of furniture	6,259	65	7,182	94
C321	Manufacture of jewelry, bijouterie and related articles	-	-	46	-
C324	Manufacture of games and toys	-	4	-	-
C329	Other manufacturing, n.e.c.	-	889	3,078	30
C331	Repair of fabricated metal products, machinery and equipment	12,915	-	13,856	14,270
	Autonomous Region in Muslim Mindanao	107,896	103,947	164,560	1,654,908
C104	Manufacture of vegetable and animal oils and fats	S	S	S	S
C106	Manufacture of grain mill products, starches and starch products	92,122	83,147	13,025	1,652,627
C107	Manufacture of other food products	7,241	9,401	8,669	-
C108	Manufacture of prepared animal feeds	-	-	-	-
C110	Manufacture of beverages	2,685	4,130	8,674	-
C142	Custom tailoring and dressmaking	-	3,361	661	1,002
C181	Printing and service activities related to printing	-	1,673	1,369	1,065
C221	Manufacture of rubber products	S	S	S	S
C239	Manufacture of non-metallic mineral products, n.e.c.	342	-	-	-
C251	Manufacture of structural metal products, tanks, reservoirs and steam generators	-	-	114	-
C310	Manufacture of furniture	2,515	-	470	-

Table 9 Number of Establishments and Book Value of Tangible Fixed Assets by Type for Manufacturing Establishments by Region and Industry Group: Philippines, 2018

(Values are in thousand PhP, except number of establishments. Details may not add-up to total due to rounding and/or statistical disclosure control.)

Continued

2009 PSIC Code	Region / Industry Description	Book Value of Tangible Fixed Assets as of 31 December 2018		
		Other Machinery and Equipment	Valuables	Other Tangible Fixed Assets
		(9)	(10)	(11)
	Philippines	100,848,013	1,851,366	58,012,310
C101	Processing and preserving of meat	86,248	47,901	323,354
C102	Processing and preserving of fish, crustaceans and mollusks	88,841	-	677,836
C103	Processing and preserving of fruits and vegetables	119,897	806	1,593,703
C104	Manufacture of vegetable and animal oils and fats	124,469	7,335	1,003,463
C105	Manufacture of dairy products	299,908	-	449,861
C106	Manufacture of grain mill products, starches and starch products	334,229	31,993	1,985,204
C107	Manufacture of other food products	892,724	1,113,334	4,959,346
C108	Manufacture of prepared animal feeds	120,085	864	674,201
C110	Manufacture of beverages	4,782,889	187,980	7,555,813
C120	Manufacture of tobacco products	48,659	-	664,404
C131	Spinning, weaving and finishing of textiles	1,990	-	22,692
C139	Manufacture of other textiles	60,823	377	44,334
C141	Manufacture of wearing apparel, except fur apparel	190,696	744	292,190
C142	Custom tailoring and dressmaking	5,543	3,746	14,969
C143	Manufacture of knitted and crocheted apparel	958	-	14,802
C151	Tanning and dressing of leather; manufacture of luggage and handbags	63,546	-	41,211
C152	Manufacture of footwear	166,015	869	40,153
C161	Sawmilling and planing of wood	10,451	4,070	11,457
C162	Manufacture of products of wood, cork, straw and plaiting materials	79,677	1,838	346,428
C170	Manufacture of paper and paper products	573,044	1,157	1,882,222
C181	Printing and service activities related to printing	664,891	19,598	377,807
C182	Reproduction of recorded media	362	-	10,029
C192	Manufacture of refined petroleum products	63,317,113	-	2,238,047
C199	Manufacture of other fuel products	2,440	-	139,504
C201	Manufacture of basic chemicals	1,467,194	30,369	523,916
C202	Manufacture of other chemical products, n.e.c.	251,625	890	807,692
C203	Manufacture of man-made fibers	S	S	S
C210	Manufacture of pharmaceuticals, medicinal chemical and botanical products	100,240	28,891	1,076,091
C221	Manufacture of rubber products	17,916	72,065	2,272,581
C222	Manufacture of plastics products	1,887,837	30,574	735,745
C231	Manufacture of glass and glass products	9,783,874	-	17,659
C239	Manufacture of non-metallic mineral products, n.e.c.	2,403,439	14,149	1,949,510
C241	Manufacture of basic iron and steel	38,238	3,321	332,865
C242	Manufacture of basic precious and other non-ferrous metals	12,414	-	11,242,472

Table 9 Number of Establishments and Book Value of Tangible Fixed Assets by Type for Manufacturing Establishments by Region and Industry Group: Philippines, 2018*(Values are in thousand PhP, except number of establishments. Details may not add-up to total due to rounding and/or statistical disclosure control.)**Continued*

2009 PSIC Code	Region / Industry Description	Book Value of Tangible Fixed Assets as of 31 December 2018		
		Other Machinery and Equipment	Valuables	Other Tangible Fixed Assets
		(9)	(10)	(11)
C243	Casting of metals	22,723	406	54,341
C251	Manufacture of structural metal products, tanks, reservoirs and steam generators	166,475	204,915	371,116
C252	Manufacture of weapons and ammunition	15	-	4,063
C259	Manufacture of other fabricated metal products; metal working service activities	1,743,694	2,931	726,572
C261	Manufacture of electronic components	1,279,273	-	4,015,297
C262	Manufacture of computers and peripheral equipment and accessories	2,407	-	169,482
C263	Manufacture of communication equipment	7,293	-	151,455
C264	Manufacture of consumer electronics	47,454	11	188,352
C265	Manufacture of measuring, testing, navigating and control equipment; watches and clocks	1,180	-	17,333
C267	Manufacture of optical instruments and photographic equipment	512,806	-	138,608
C271	Manufacture of electric motors, generators, transformers and electricity distribution and control apparatus	39,753	14,719	281,362
C272	Manufacture of batteries and accumulators	-	-	519
C273	Manufacture of wiring and wiring devices	59,988	-	80,696
C274	Manufacture of electric lighting equipment	174,458	1,300	83,564
C275	Manufacture of domestic appliances	32,825	-	18,743
C279	Manufacture of other electrical equipment	15,157	-	273,112
C281	Manufacture of general purpose machinery	214,189	-	176,949
C282	Manufacture of special purpose machinery	40,461	-	1,286,494
C291	Manufacture of motor vehicles	91,936	2,927	322,000
C292	Manufacture of bodies (coachwork) for motor vehicles; manufacture of trailers and semi-trailers	309	754	21,933
C293	Manufacture of parts and accessories for motor vehicles	2,244,487	9,655	2,424,521
C301	Building of ships and boats	3,671	-	459,898
C302	Manufacture of railway locomotive and rolling stock	S	S	S
C303	Manufacture of air and spacecraft and related machinery	2,002,242	-	346,270
C309	Manufacture of transport equipment, n.e.c.	22,994	-	491,293
C310	Manufacture of furniture	155,450	150	273,958
C321	Manufacture of jewelry, bijouterie and related articles	10,874	5,966	21,210
C322	Manufacture of musical instruments	6,096	-	307
C323	Manufacture of sports goods	7,861	-	380,399
C324	Manufacture of games and toys	30	-	9,164
C325	Manufacture of medical and dental instruments and supplies	2,652,089	-	773,737
C329	Other manufacturing, n.e.c.	402,642	-	13,317
C331	Repair of fabricated metal products, machinery and equipment	888,907	4,763	112,302

Table 9 Number of Establishments and Book Value of Tangible Fixed Assets by Type for Manufacturing Establishments by Region and Industry Group: Philippines, 2018

(Values are in thousand PhP, except number of establishments. Details may not add-up to total due to rounding and/or statistical disclosure control.)

Continued

2009 PSIC Code	Region / Industry Description	Book Value of Tangible Fixed Assets as of 31 December 2018		
		Other Machinery and Equipment	Valuables	Other Tangible Fixed Assets
		(9)	(10)	(11)
C332	Installation of industrial machinery and equipment	-	-	1,325
	National Capital Region	2,445,097	1,279,165	8,898,179
C101	Processing and preserving of meat	25,307	-	60,884
C102	Processing and preserving of fish, crustaceans and mollusks	2,018	-	381,946
C103	Processing and preserving of fruits and vegetables	48,558	-	71,512
C104	Manufacture of vegetable and animal oils and fats	-	-	203,795
C105	Manufacture of dairy products	289,209	-	90,569
C106	Manufacture of grain mill products, starches and starch products	74,159	-	301,580
C107	Manufacture of other food products	370,503	1,043,587	3,553,632
C108	Manufacture of prepared animal feeds	-	-	1,002
C110	Manufacture of beverages	36,228	-	109,926
C120	Manufacture of tobacco products	-	-	450,430
C131	Spinning, weaving and finishing of textiles	698	-	6,167
C139	Manufacture of other textiles	7,885	-	25,571
C141	Manufacture of wearing apparel, except fur apparel	59,901	609	96,823
C142	Custom tailoring and dressmaking	-	-	3,026
C143	Manufacture of knitted and crocheted apparel	209	-	1,100
C151	Tanning and dressing of leather; manufacture of luggage and handbags	-	-	4,629
C152	Manufacture of footwear	16,607	-	5,163
C161	Sawmilling and planing of wood	-	-	2,748
C162	Manufacture of products of wood, cork, straw and plaiting materials	3,606	-	1,384
C170	Manufacture of paper and paper products	277,276	1,098	345,764
C181	Printing and service activities related to printing	450,196	208	235,387
C192	Manufacture of refined petroleum products	-	-	244
C199	Manufacture of other fuel products	S	S	S
C201	Manufacture of basic chemicals	69,324	-	29,324
C202	Manufacture of other chemical products, n.e.c.	51,303	82	220,269
C203	Manufacture of man-made fibers	S	S	S
C210	Manufacture of pharmaceuticals, medicinal chemical and botanical products	19,892	-	928,792
C221	Manufacture of rubber products	3,293	-	15,311
C222	Manufacture of plastics products	180,354	25,696	186,641
C231	Manufacture of glass and glass products	2,569	-	6,807
C239	Manufacture of non-metallic mineral products, n.e.c.	65,206	-	354,281
C241	Manufacture of basic iron and steel	3,124	-	44,002

Table 9 Number of Establishments and Book Value of Tangible Fixed Assets by Type for Manufacturing Establishments by Region and Industry Group: Philippines, 2018

(Values are in thousand PhP, except number of establishments. Details may not add-up to total due to rounding and/or statistical disclosure control.)

Continued

2009 PSIC Code	Region / Industry Description	Book Value of Tangible Fixed Assets as of 31 December 2018		
		Other Machinery and Equipment	Valuables	Other Tangible Fixed Assets
		(9)	(10)	(11)
C242	Manufacture of basic precious and other non-ferrous metals	1,389	-	10,655
C243	Casting of metals	-	-	35,316
C251	Manufacture of structural metal products, tanks, reservoirs and steam generators	20,203	197,067	276,398
C252	Manufacture of weapons and ammunition	-	-	3,843
C259	Manufacture of other fabricated metal products; metal working service activities	24,298	2,923	115,966
C261	Manufacture of electronic components	3,414	-	94,537
C262	Manufacture of computers and peripheral equipment and accessories	S	S	S
C264	Manufacture of consumer electronics	7,050	-	4,035
C265	Manufacture of measuring, testing, navigating and control equipment; watches and clocks	316	-	500
C267	Manufacture of optical instruments and photographic equipment	S	S	S
C271	Manufacture of electric motors, generators, transformers and electricity distribution and control apparatus	1,113	-	3,629
C272	Manufacture of batteries and accumulators	S	S	S
C273	Manufacture of wiring and wiring devices	2,243	-	6,350
C274	Manufacture of electric lighting equipment	-	1,300	5,348
C275	Manufacture of domestic appliances	22,838	-	14,387
C279	Manufacture of other electrical equipment	15,157	-	8
C281	Manufacture of general purpose machinery	84,796	-	36,799
C282	Manufacture of special purpose machinery	4,510	-	32,133
C291	Manufacture of motor vehicles	931	-	1,173
C292	Manufacture of bodies (coachwork) for motor vehicles; manufacture of trailers and semi-trailers	280	754	2,778
C293	Manufacture of parts and accessories for motor vehicles	9,493	-	277,422
C301	Building of ships and boats	-	-	52
C303	Manufacture of air and spacecraft and related machinery	S	S	S
C309	Manufacture of transport equipment, n.e.c.	-	-	32,220
C310	Manufacture of furniture	6,959	-	118,892
C321	Manufacture of jewelry, bijouterie and related articles	-	5,783	354
C322	Manufacture of musical instruments	S	S	S
C323	Manufacture of sports goods	-	-	6,141
C324	Manufacture of games and toys	-	-	953
C325	Manufacture of medical and dental instruments and supplies	37,379	-	20,450
C329	Other manufacturing, n.e.c.	74,426	-	7,939
C331	Repair of fabricated metal products, machinery and equipment	65,310	57	50,371

Table 9 Number of Establishments and Book Value of Tangible Fixed Assets by Type for Manufacturing Establishments by Region and Industry Group: Philippines, 2018

(Values are in thousand PhP, except number of establishments. Details may not add-up to total due to rounding and/or statistical disclosure control.)

Continued

2009 PSIC Code	Region / Industry Description	Book Value of Tangible Fixed Assets as of 31 December 2018		
		Other Machinery and Equipment	Valuables	Other Tangible Fixed Assets
		(9)	(10)	(11)
C332	Installation of industrial machinery and equipment	-	-	-
CAR	Cordillera Administrative Region	59,291	-	56,183
C101	Processing and preserving of meat	-	-	20,975
C102	Processing and preserving of fish, crustaceans and mollusks	-	-	72
C103	Processing and preserving of fruits and vegetables	-	-	3,891
C105	Manufacture of dairy products	S	S	S
C106	Manufacture of grain mill products, starches and starch products	-	-	453
C107	Manufacture of other food products	6,056	-	8,521
C110	Manufacture of beverages	2,749	-	15,752
C131	Spinning, weaving and finishing of textiles	-	-	64
C139	Manufacture of other textiles	-	-	-
C141	Manufacture of wearing apparel, except fur apparel	S	S	S
C142	Custom tailoring and dressmaking	785	-	731
C162	Manufacture of products of wood, cork, straw and plaiting materials	-	-	423
C181	Printing and service activities related to printing	1,695	-	2,154
C201	Manufacture of basic chemicals	-	-	468
C221	Manufacture of rubber products	-	-	12
C222	Manufacture of plastics products	S	S	S
C231	Manufacture of glass and glass products	S	S	S
C239	Manufacture of non-metallic mineral products, n.e.c.	2,224	-	-
C241	Manufacture of basic iron and steel	-	-	151
C251	Manufacture of structural metal products, tanks, reservoirs and steam generators	440	-	203
C259	Manufacture of other fabricated metal products; metal working service activities	1,223	-	1,497
C261	Manufacture of electronic components	S	S	S
C303	Manufacture of air and spacecraft and related machinery	S	S	S
C310	Manufacture of furniture	856	-	80
C321	Manufacture of jewelry, bijouterie and related articles	S	S	S
	I - Ilocos Region	237,117	-	199,900
C101	Processing and preserving of meat	36	-	305
C102	Processing and preserving of fish, crustaceans and mollusks	53,879	-	189

Table 9 Number of Establishments and Book Value of Tangible Fixed Assets by Type for Manufacturing Establishments by Region and Industry Group: Philippines, 2018

(Values are in thousand PhP, except number of establishments. Details may not add-up to total due to rounding and/or statistical disclosure control.)

Continued

2009 PSIC Code	Region / Industry Description	Book Value of Tangible Fixed Assets as of 31 December 2018		
		Other Machinery and Equipment	Valuables	Other Tangible Fixed Assets
		(9)	(10)	(11)
C103	Processing and preserving of fruits and vegetables	3,294	-	1,116
C105	Manufacture of dairy products	S	S	S
C106	Manufacture of grain mill products, starches and starch products	7,781	-	561
C107	Manufacture of other food products	46,914	-	44,422
C108	Manufacture of prepared animal feeds	-	-	-
C110	Manufacture of beverages	1,240	-	12,887
C120	Manufacture of tobacco products	S	S	S
C131	Spinning, weaving and finishing of textiles	-	-	450
C141	Manufacture of wearing apparel, except fur apparel	-	-	1
C142	Custom tailoring and dressmaking	458	-	462
C152	Manufacture of footwear	-	-	141
C162	Manufacture of products of wood, cork, straw and plaiting materials	-	-	83
C170	Manufacture of paper and paper products	90,852	-	57,415
C181	Printing and service activities related to printing	20,779	-	3,982
C201	Manufacture of basic chemicals	5,516	-	2,121
C210	Manufacture of pharmaceuticals, medicinal chemical and botanical products	S	S	S
C221	Manufacture of rubber products	-	-	28
C231	Manufacture of glass and glass products	-	-	133
C239	Manufacture of non-metallic mineral products, n.e.c.	1,261	-	71,791
C241	Manufacture of basic iron and steel	4,666	-	72
C251	Manufacture of structural metal products, tanks, reservoirs and steam generators	-	-	511
C259	Manufacture of other fabricated metal products; metal working service activities	409	-	51
C273	Manufacture of wiring and wiring devices	S	S	S
C282	Manufacture of special purpose machinery	S	S	S
C292	Manufacture of bodies (coachwork) for motor vehicles; manufacture of trailers and semi-trailers	-	-	91
C293	Manufacture of parts and accessories for motor vehicles	-	-	-
C309	Manufacture of transport equipment, n.e.c.	-	-	113
C321	Manufacture of jewelry, bijouterie and related articles	S	S	S
C324	Manufacture of games and toys	S	S	S
C329	Other manufacturing, n.e.c.	-	-	282
C331	Repair of fabricated metal products, machinery and equipment	-	-	42

Table 9 Number of Establishments and Book Value of Tangible Fixed Assets by Type for Manufacturing Establishments by Region and Industry Group: Philippines, 2018

(Values are in thousand PhP, except number of establishments. Details may not add-up to total due to rounding and/or statistical disclosure control.)

Continued

2009 PSIC Code	Region / Industry Description	Book Value of Tangible Fixed Assets as of 31 December 2018		
		Other Machinery and Equipment	Valuables	Other Tangible Fixed Assets
		(9)	(10)	(11)
II - Cagayan Valley		148,906	4,502	333,886
C101	Processing and preserving of meat	-	161	4,247
C102	Processing and preserving of fish, crustaceans and mollusks	-	-	137
C103	Processing and preserving of fruits and vegetables	-	-	312
C104	Manufacture of vegetable and animal oils and fats	S	S	S
C105	Manufacture of dairy products	-	-	385
C106	Manufacture of grain mill products, starches and starch products	79,817	-	117,597
C107	Manufacture of other food products	56	1,719	43,689
C108	Manufacture of prepared animal feeds	4,060	-	2,546
C110	Manufacture of beverages	10,751	1,935	7,839
C120	Manufacture of tobacco products	48,657	-	8,275
C131	Spinning, weaving and finishing of textiles	-	-	161
C139	Manufacture of other textiles	-	-	-
C142	Custom tailoring and dressmaking	82	-	242
C151	Tanning and dressing of leather; manufacture of luggage and handbags	-	-	44
C162	Manufacture of products of wood, cork, straw and plaiting materials	-	-	113
C181	Printing and service activities related to printing	4,411	-	842
C182	Reproduction of recorded media	362	-	1,056
C199	Manufacture of other fuel products	S	S	S
C201	Manufacture of basic chemicals	S	S	S
C222	Manufacture of plastics products	-	-	148
C239	Manufacture of non-metallic mineral products, n.e.c.	-	-	1,744
C241	Manufacture of basic iron and steel	-	-	95
C251	Manufacture of structural metal products, tanks, reservoirs and steam generators	417	-	488
C252	Manufacture of weapons and ammunition	S	S	S
C259	Manufacture of other fabricated metal products; metal working service activities	-	-	493
C279	Manufacture of other electrical equipment	-	-	-
C282	Manufacture of special purpose machinery	-	-	1,549
C310	Manufacture of furniture	-	-	548
C321	Manufacture of jewelry, bijouterie and related articles	293	-	576
C329	Other manufacturing, n.e.c.	S	S	S
C331	Repair of fabricated metal products, machinery and equipment	-	687	613

Table 9 Number of Establishments and Book Value of Tangible Fixed Assets by Type for Manufacturing Establishments by Region and Industry Group: Philippines, 2018

(Values are in thousand PhP, except number of establishments. Details may not add-up to total due to rounding and/or statistical disclosure control.)

Continued

Continued

2009 PSIC Code	Region / Industry Description	Book Value of Tangible Fixed Assets as of 31 December 2018		
		Other Machinery and Equipment	Valuables	Other Tangible Fixed Assets
		(9)	(10)	(11)
	III - Central Luzon	65,457,720	36,932	5,080,961
C101	Processing and preserving of meat	4,118	23,992	132,831
C102	Processing and preserving of fish, crustaceans and mollusks	5,108	-	14,948
C103	Processing and preserving of fruits and vegetables	9,269	521	74,316
C104	Manufacture of vegetable and animal oils and fats	-	-	442
C105	Manufacture of dairy products	6,849	-	119,939
C106	Manufacture of grain mill products, starches and starch products	16,248	-	45,956
C107	Manufacture of other food products	137,100	-	276,678
C108	Manufacture of prepared animal feeds	13,449	-	168,501
C110	Manufacture of beverages	11,464	-	125,369
C120	Manufacture of tobacco products	S	S	S
C131	Spinning, weaving and finishing of textiles	665	-	4,297
C139	Manufacture of other textiles	51,521	-	14,856
C141	Manufacture of wearing apparel, except fur apparel	16,467	-	27,781
C142	Custom tailoring and dressmaking	-	-	456
C143	Manufacture of knitted and crocheted apparel	-	-	87
C151	Tanning and dressing of leather; manufacture of luggage and handbags	60,384	-	34,635
C152	Manufacture of footwear	141	-	9,237
C161	Sawmilling and planing of wood	S	S	S
C162	Manufacture of products of wood, cork, straw and plaiting materials	-	-	8,629
C170	Manufacture of paper and paper products	93,927	-	69,686
C181	Printing and service activities related to printing	27,176	250	6,635
C192	Manufacture of refined petroleum products	63,314,867	-	-
C201	Manufacture of basic chemicals	12,711	-	19,516
C202	Manufacture of other chemical products, n.e.c.	36,000	-	80,080
C210	Manufacture of pharmaceuticals, medicinal chemical and botanical products	23,880	-	15,001
C221	Manufacture of rubber products	-	-	2,057,102
C222	Manufacture of plastics products	11,226	-	80,351
C231	Manufacture of glass and glass products	2,616	-	4,756
C239	Manufacture of non-metallic mineral products, n.e.c.	13,980	12,158	574,129
C241	Manufacture of basic iron and steel	10,518	-	13,430
C242	Manufacture of basic precious and other non-ferrous metals	-	-	73
C243	Casting of metals	-	-	843
C251	Manufacture of structural metal products, tanks, reservoirs and steam generators	961	-	7,957

Table 9 Number of Establishments and Book Value of Tangible Fixed Assets by Type for Manufacturing Establishments by Region and Industry Group: Philippines, 2018

(Values are in thousand PhP, except number of establishments. Details may not add-up to total due to rounding and/or statistical disclosure control.)

Continued

2009 PSIC Code	Region / Industry Description	Book Value of Tangible Fixed Assets as of 31 December 2018		
		Other Machinery and Equipment	Valuables	Other Tangible Fixed Assets
		(9)	(10)	(11)
C259	Manufacture of other fabricated metal products; metal working service activities	129,425	-	46,654
C261	Manufacture of electronic components	86,500	-	323,506
C262	Manufacture of computers and peripheral equipment and accessories	-	-	45,914
C263	Manufacture of communication equipment	S	S	S
C264	Manufacture of consumer electronics	2,276	11	3,481
C265	Manufacture of measuring, testing, navigating and control equipment; watches and clocks	-	-	44
C271	Manufacture of electric motors, generators, transformers and electricity distribution and control apparatus	14,079	-	2,452
C272	Manufacture of batteries and accumulators	S	S	S
C273	Manufacture of wiring and wiring devices	-	-	10,668
C274	Manufacture of electric lighting equipment	285	-	3,589
C275	Manufacture of domestic appliances	-	-	686
C279	Manufacture of other electrical equipment	-	-	9,619
C281	Manufacture of general purpose machinery	6,276	-	11,485
C282	Manufacture of special purpose machinery	1,430	-	112
C291	Manufacture of motor vehicles	-	-	533
C292	Manufacture of bodies (coachwork) for motor vehicles; manufacture of trailers and semi-trailers	S	S	S
C293	Manufacture of parts and accessories for motor vehicles	1,226,101	-	350,511
C301	Building of ships and boats	S	S	S
C303	Manufacture of air and spacecraft and related machinery	-	-	1,816
C309	Manufacture of transport equipment, n.e.c.	2,198	-	1,408
C310	Manufacture of furniture	6,052	-	14,955
C321	Manufacture of jewelry, bijouterie and related articles	-	-	35
C322	Manufacture of musical instruments	S	S	S
C323	Manufacture of sports goods	-	-	31,538
C324	Manufacture of games and toys	-	-	3,094
C325	Manufacture of medical and dental instruments and supplies	57,107	-	15,430
C329	Other manufacturing, n.e.c.	17,541	-	2,341
C331	Repair of fabricated metal products, machinery and equipment	24,355	-	9,047
C332	Installation of industrial machinery and equipment	S	S	S
	IVA - CALABARZON	26,486,377	142,141	22,955,231
C101	Processing and preserving of meat	3,395	-	33,427
C102	Processing and preserving of fish, crustaceans and mollusks	283	-	128,798

Table 9 Number of Establishments and Book Value of Tangible Fixed Assets by Type for Manufacturing Establishments by Region and Industry Group: Philippines, 2018*(Values are in thousand PhP, except number of establishments. Details may not add-up to total due to rounding and/or statistical disclosure control.)**Continued*

2009 PSIC Code	Region / Industry Description	Book Value of Tangible Fixed Assets as of 31 December 2018		
		Other Machinery and Equipment	Valuables	Other Tangible Fixed Assets
		(9)	(10)	(11)
C103	Processing and preserving of fruits and vegetables	-	-	40,228
C104	Manufacture of vegetable and animal oils and fats	37,521	-	66,513
C105	Manufacture of dairy products	3,615	-	234,085
C106	Manufacture of grain mill products, starches and starch products	71,322	-	59,479
C107	Manufacture of other food products	138,315	-	279,127
C108	Manufacture of prepared animal feeds	6,539	-	17,818
C110	Manufacture of beverages	4,652,022	6,900	6,641,478
C120	Manufacture of tobacco products	-	-	205,696
C131	Spinning, weaving and finishing of textiles	-	-	11,013
C139	Manufacture of other textiles	1,381	354	2,239
C141	Manufacture of wearing apparel, except fur apparel	102,050	135	82,913
C142	Custom tailoring and dressmaking	-	2,723	486
C143	Manufacture of knitted and crocheted apparel	748	-	13,615
C151	Tanning and dressing of leather; manufacture of luggage and handbags	2,862	-	1,869
C152	Manufacture of footwear	-	-	23,512
C161	Sawmilling and planing of wood	S	S	S
C162	Manufacture of products of wood, cork, straw and plaiting materials	-	-	241,200
C170	Manufacture of paper and paper products	4,247	59	1,266,410
C181	Printing and service activities related to printing	37,482	-	38,452
C182	Reproduction of recorded media	S	S	S
C192	Manufacture of refined petroleum products	S	S	S
C199	Manufacture of other fuel products	S	S	S
C201	Manufacture of basic chemicals	823,108	-	154,895
C202	Manufacture of other chemical products, n.e.c.	162,247	809	441,477
C210	Manufacture of pharmaceuticals, medicinal chemical and botanical products	55,390	28,891	124,470
C221	Manufacture of rubber products	4,030	72,065	45,735
C222	Manufacture of plastics products	194,959	6	350,242
C231	Manufacture of glass and glass products	9,448,124	-	4,945
C239	Manufacture of non-metallic mineral products, n.e.c.	676,798	-	172,177
C241	Manufacture of basic iron and steel	15,725	-	259,529
C242	Manufacture of basic precious and other non-ferrous metals	10,206	-	3,586
C243	Casting of metals	22,530	48	13,655
C251	Manufacture of structural metal products, tanks, reservoirs and steam generators	142,785	5,835	62,820
C252	Manufacture of weapons and ammunition	S	S	S
C259	Manufacture of other fabricated metal products; metal working service activities	1,545,660	-	228,839

Table 9 Number of Establishments and Book Value of Tangible Fixed Assets by Type for Manufacturing Establishments by Region and Industry Group: Philippines, 2018

(Values are in thousand PhP, except number of establishments. Details may not add-up to total due to rounding and/or statistical disclosure control.)

Continued

2009 PSIC Code	Region / Industry Description	Book Value of Tangible Fixed Assets as of 31 December 2018		
		Other Machinery and Equipment	Valuables	Other Tangible Fixed Assets
		(9)	(10)	(11)
C261	Manufacture of electronic components	1,146,097	-	3,124,088
C262	Manufacture of computers and peripheral equipment and accessories	2,407	-	123,557
C263	Manufacture of communication equipment	7,293	-	5,526
C264	Manufacture of consumer electronics	30,525	-	168,940
C265	Manufacture of measuring, testing, navigating and control equipment; watches and clocks	838	-	13,083
C267	Manufacture of optical instruments and photographic equipment	430,715	-	90,601
C271	Manufacture of electric motors, generators, transformers and electricity distribution and control apparatus	24,562	14,662	267,471
C272	Manufacture of batteries and accumulators	S	S	S
C273	Manufacture of wiring and wiring devices	57,745	-	52,918
C274	Manufacture of electric lighting equipment	174,173	-	74,626
C275	Manufacture of domestic appliances	7,089	-	3,199
C279	Manufacture of other electrical equipment	-	-	241,824
C281	Manufacture of general purpose machinery	94,246	-	116,451
C282	Manufacture of special purpose machinery	26,769	-	1,230,794
C291	Manufacture of motor vehicles	80,854	-	314,653
C292	Manufacture of bodies (coachwork) for motor vehicles; manufacture of trailers and semi- trailers	30	-	19,064
C293	Manufacture of parts and accessories for motor vehicles	917,005	9,655	1,756,091
C301	Building of ships and boats	-	-	-
C302	Manufacture of railway locomotive and rolling stock	S	S	S
C303	Manufacture of air and spacecraft and related machinery	S	S	S
C309	Manufacture of transport equipment, n.e.c.	6,065	-	382,756
C310	Manufacture of furniture	4,960	-	18,552
C321	Manufacture of jewelry, bijouterie and related articles	139	-	808
C322	Manufacture of musical instruments	S	S	S
C323	Manufacture of sports goods	7,861	-	340,147
C324	Manufacture of games and toys	-	-	4,174
C325	Manufacture of medical and dental instruments and supplies	2,274,060	-	736,142
C329	Other manufacturing, n.e.c.	310,547	-	766
C331	Repair of fabricated metal products, machinery and equipment	711,122	-	24,389
C332	Installation of industrial machinery and equipment	S	S	S
	MIMAROPA	28,836	-	3,283,325
C101	Processing and preserving of meat	-	-	-

Table 9 Number of Establishments and Book Value of Tangible Fixed Assets by Type for Manufacturing Establishments by Region and Industry Group: Philippines, 2018

(Values are in thousand PhP, except number of establishments. Details may not add-up to total due to rounding and/or statistical disclosure control.)

Continued

2009 PSIC Code	Region / Industry Description	Book Value of Tangible Fixed Assets as of 31 December 2018		
		Other Machinery and Equipment	Valuables	Other Tangible Fixed Assets
		(9)	(10)	(11)
C102	Processing and preserving of fish, crustaceans and mollusks	S	S	S
C103	Processing and preserving of fruits and vegetables	S	S	S
C104	Manufacture of vegetable and animal oils and fats	45	-	137,774
C105	Manufacture of dairy products	-	-	579
C106	Manufacture of grain mill products, starches and starch products	27,553	-	386,054
C107	Manufacture of other food products	633	-	27,915
C110	Manufacture of beverages	-	-	2,065
C131	Spinning, weaving and finishing of textiles	-	-	59
C141	Manufacture of wearing apparel, except fur apparel	-	-	-
C142	Custom tailoring and dressmaking	-	-	75
C151	Tanning and dressing of leather; manufacture of luggage and handbags	-	-	4
C161	Sawmilling and planing of wood	20	-	334
C162	Manufacture of products of wood, cork, straw and plaiting materials	-	-	44
C181	Printing and service activities related to printing	-	-	5,781
C201	Manufacture of basic chemicals	-	-	7
C202	Manufacture of other chemical products, n.e.c.	S	S	S
C210	Manufacture of pharmaceuticals, medicinal chemical and botanical products	S	S	S
C222	Manufacture of plastics products	-	-	-
C239	Manufacture of non-metallic mineral products, n.e.c.	585	-	264
C241	Manufacture of basic iron and steel	-	-	-
C242	Manufacture of basic precious and other non-ferrous metals	S	S	S
C259	Manufacture of other fabricated metal products; metal working service activities	-	-	548
C282	Manufacture of special purpose machinery	S	S	S
C310	Manufacture of furniture	-	-	-
C331	Repair of fabricated metal products, machinery and equipment	-	-	-
	V - Bicol Region	178,968	938	234,444
C101	Processing and preserving of meat	2,012	-	2,515
C102	Processing and preserving of fish, crustaceans and mollusks	1,057	-	643
C103	Processing and preserving of fruits and vegetables	-	-	99

Table 9 Number of Establishments and Book Value of Tangible Fixed Assets by Type for Manufacturing Establishments by Region and Industry Group: Philippines, 2018

(Values are in thousand PhP, except number of establishments. Details may not add-up to total due to rounding and/or statistical disclosure control.)

Continued

2009 PSIC Code	Region / Industry Description	Book Value of Tangible Fixed Assets as of 31 December 2018		
		Other Machinery and Equipment	Valuables	Other Tangible Fixed Assets
		(9)	(10)	(11)
C104	Manufacture of vegetable and animal oils and fats	80,666	-	6,805
C105	Manufacture of dairy products	-	-	1,673
C106	Manufacture of grain mill products, starches and starch products	48,857	-	4,458
C107	Manufacture of other food products	4,349	938	162,366
C108	Manufacture of prepared animal feeds	-	-	325
C110	Manufacture of beverages	27,988	-	312
C120	Manufacture of tobacco products	S	S	S
C131	Spinning, weaving and finishing of textiles	1	-	1
C139	Manufacture of other textiles	-	-	26
C141	Manufacture of wearing apparel, except fur apparel	-	-	4,781
C142	Custom tailoring and dressmaking	-	-	82
C151	Tanning and dressing of leather; manufacture of luggage and handbags	-	-	-
C152	Manufacture of footwear	-	-	35
C162	Manufacture of products of wood, cork, straw and plaiting materials	309	-	868
C170	Manufacture of paper and paper products	644	-	1,021
C181	Printing and service activities related to printing	5,326	-	10,612
C201	Manufacture of basic chemicals	-	-	-
C210	Manufacture of pharmaceuticals, medicinal chemical and botanical products	151	-	-
C231	Manufacture of glass and glass products	S	S	S
C239	Manufacture of non-metallic mineral products, n.e.c.	-	-	30,294
C241	Manufacture of basic iron and steel	-	-	397
C242	Manufacture of basic precious and other non-ferrous metals	S	S	S
C251	Manufacture of structural metal products, tanks, reservoirs and steam generators	-	-	2,706
C259	Manufacture of other fabricated metal products; metal working service activities	31	-	123
C281	Manufacture of general purpose machinery	6,199	-	2,164
C282	Manufacture of special purpose machinery	-	-	74
C293	Manufacture of parts and accessories for motor vehicles	-	-	-
C310	Manufacture of furniture	-	-	807
C329	Other manufacturing, n.e.c.	128	-	480
C331	Repair of fabricated metal products, machinery and equipment	1,249	-	726
	VI - Western Visayas	606,596	-	450,686
C101	Processing and preserving of meat	194	-	3,863

Table 9 Number of Establishments and Book Value of Tangible Fixed Assets by Type for Manufacturing Establishments by Region and Industry Group: Philippines, 2018*(Values are in thousand PhP, except number of establishments. Details may not add-up to total due to rounding and/or statistical disclosure control.)**Continued*

2009 PSIC Code	Region / Industry Description	Book Value of Tangible Fixed Assets as of 31 December 2018		
		Other Machinery and Equipment	Valuables	Other Tangible Fixed Assets
		(9)	(10)	(11)
C102	Processing and preserving of fish, crustaceans and mollusks	138	-	3,114
C103	Processing and preserving of fruits and vegetables	S	S	S
C104	Manufacture of vegetable and animal oils and fats	2,065	-	842
C105	Manufacture of dairy products	-	-	62
C106	Manufacture of grain mill products, starches and starch products	-	-	59,209
C107	Manufacture of other food products	22,003	-	272,269
C108	Manufacture of prepared animal feeds	-	-	1,655
C110	Manufacture of beverages	-	-	14,290
C131	Spinning, weaving and finishing of textiles	-	-	331
C139	Manufacture of other textiles	-	-	377
C141	Manufacture of wearing apparel, except fur apparel	22	-	564
C142	Custom tailoring and dressmaking	-	-	1,576
C161	Sawmilling and planing of wood	-	-	101
C162	Manufacture of products of wood, cork, straw and plaiting materials	14	-	5,861
C181	Printing and service activities related to printing	30,424	-	32,639
C192	Manufacture of refined petroleum products	S	S	S
C201	Manufacture of basic chemicals	545,435	-	38,024
C202	Manufacture of other chemical products, n.e.c.	S	S	S
C210	Manufacture of pharmaceuticals, medicinal chemical and botanical products	-	-	-
C221	Manufacture of rubber products	-	-	75
C222	Manufacture of plastics products	-	-	534
C231	Manufacture of glass and glass products	31	-	1
C239	Manufacture of non-metallic mineral products, n.e.c.	5,257	-	2,837
C241	Manufacture of basic iron and steel	-	-	429
C243	Casting of metals	-	-	37
C251	Manufacture of structural metal products, tanks, reservoirs and steam generators	830	-	86
C259	Manufacture of other fabricated metal products; metal working service activities	-	-	2,298
C265	Manufacture of measuring, testing, navigating and control equipment; watches and clocks	S	S	S
C267	Manufacture of optical instruments and photographic equipment	S	S	S
C282	Manufacture of special purpose machinery	-	-	5,490
C293	Manufacture of parts and accessories for motor vehicles	-	-	-
C310	Manufacture of furniture	-	-	690

Table 9 Number of Establishments and Book Value of Tangible Fixed Assets by Type for Manufacturing Establishments by Region and Industry Group: Philippines, 2018

(Values are in thousand PhP, except number of establishments. Details may not add-up to total due to rounding and/or statistical disclosure control.)

Continued

2009 PSIC Code	Region / Industry Description	Book Value of Tangible Fixed Assets as of 31 December 2018		
		Other Machinery and Equipment	Valuables	Other Tangible Fixed Assets
		(9)	(10)	(11)
C321	Manufacture of jewelry, bijouterie and related articles	13	-	69
C329	Other manufacturing, n.e.c.	-	-	181
C331	Repair of fabricated metal products, machinery and equipment	-	-	2,227
	VII - Central Visayas	3,992,778	30,514	3,274,649
C101	Processing and preserving of meat	2,599	100	23,276
C102	Processing and preserving of fish, crustaceans and mollusks	3,124	-	34,936
C103	Processing and preserving of fruits and vegetables	52,524	-	32,822
C104	Manufacture of vegetable and animal oils and fats	167	-	2,271
C105	Manufacture of dairy products	-	-	16
C106	Manufacture of grain mill products, starches and starch products	2,315	-	27,491
C107	Manufacture of other food products	2,613	-	53,448
C108	Manufacture of prepared animal feeds	130	-	47,502
C110	Manufacture of beverages	2,395	-	273,435
C131	Spinning, weaving and finishing of textiles	-	-	79
C139	Manufacture of other textiles	-	-	420
C141	Manufacture of wearing apparel, except fur apparel	956	-	76,421
C142	Custom tailoring and dressmaking	-	-	1,042
C151	Tanning and dressing of leather; manufacture of luggage and handbags	S	S	S
C152	Manufacture of footwear	2,516	-	670
C161	Sawmilling and planing of wood	2,709	-	1,120
C162	Manufacture of products of wood, cork, straw and plaiting materials	1,146	-	2,809
C170	Manufacture of paper and paper products	44,486	-	54,022
C181	Printing and service activities related to printing	17,887	420	22,427
C201	Manufacture of basic chemicals	9,971	29,843	183,119
C202	Manufacture of other chemical products, n.e.c.	424	-	23,347
C210	Manufacture of pharmaceuticals, medicinal chemical and botanical products	-	-	662
C221	Manufacture of rubber products	-	-	153,756
C222	Manufacture of plastics products	1,193,758	-	30,851
C231	Manufacture of glass and glass products	322,690	-	818
C239	Manufacture of non-metallic mineral products, n.e.c.	1,637,103	-	662,269
C241	Manufacture of basic iron and steel	1,581	-	10,467
C242	Manufacture of basic precious and other non-ferrous metals	S	S	S

Table 9 Number of Establishments and Book Value of Tangible Fixed Assets by Type for Manufacturing Establishments by Region and Industry Group: Philippines, 2018

(Values are in thousand PhP, except number of establishments. Details may not add-up to total due to rounding and/or statistical disclosure control.)

Continued

2009 PSIC Code	Region / Industry Description	Book Value of Tangible Fixed Assets as of 31 December 2018		
		Other Machinery and Equipment	Valuables	Other Tangible Fixed Assets
		(9)	(10)	(11)
C243	Casting of metals	193	-	3,876
C251	Manufacture of structural metal products, tanks, reservoirs and steam generators	-	-	10,658
C252	Manufacture of weapons and ammunition	S	S	S
C259	Manufacture of other fabricated metal products; metal working service activities	39,159	-	318,397
C261	Manufacture of electronic components	-	-	473,165
C262	Manufacture of computers and peripheral equipment and accessories	S	S	S
C263	Manufacture of communication equipment	S	S	S
C264	Manufacture of consumer electronics	7,603	-	10,576
C265	Manufacture of measuring, testing, navigating and control equipment; watches and clocks	26	-	3,454
C267	Manufacture of optical instruments and photographic equipment	78,797	-	47,486
C271	Manufacture of electric motors, generators, transformers and electricity distribution and control apparatus	-	-	7,801
C273	Manufacture of wiring and wiring devices	S	S	S
C274	Manufacture of electric lighting equipment	-	-	-
C275	Manufacture of domestic appliances	S	S	S
C279	Manufacture of other electrical equipment	S	S	S
C281	Manufacture of general purpose machinery	780	-	9,955
C282	Manufacture of special purpose machinery	-	-	2,502
C291	Manufacture of motor vehicles	10,151	-	5,641
C293	Manufacture of parts and accessories for motor vehicles	91,887	-	40,425
C301	Building of ships and boats	218	-	255,423
C309	Manufacture of transport equipment, n.e.c.	14,731	-	74,796
C310	Manufacture of furniture	94,278	150	80,194
C321	Manufacture of jewelry, bijouterie and related articles	9,628	-	15,574
C322	Manufacture of musical instruments	S	S	S
C323	Manufacture of sports goods	S	S	S
C324	Manufacture of games and toys	S	S	S
C325	Manufacture of medical and dental instruments and supplies	283,543	-	1,715
C329	Other manufacturing, n.e.c.	-	-	1,037
C331	Repair of fabricated metal products, machinery and equipment	56,254	-	10,291
	VIII - Eastern Visayas	60,252	-	478,835
C101	Processing and preserving of meat	S	S	S
C102	Processing and preserving of fish, crustaceans and mollusks	-	-	731
C103	Processing and preserving of fruits and vegetables	-	-	-

Table 9 Number of Establishments and Book Value of Tangible Fixed Assets by Type for Manufacturing Establishments by Region and Industry Group: Philippines, 2018

(Values are in thousand PhP, except number of establishments. Details may not add-up to total due to rounding and/or statistical disclosure control.)

Continued

2009 PSIC Code	Region / Industry Description	Book Value of Tangible Fixed Assets as of 31 December 2018		
		Other Machinery and Equipment	Valuables	Other Tangible Fixed Assets
		(9)	(10)	(11)
C104	Manufacture of vegetable and animal oils and fats	2,781	-	6,953
C105	Manufacture of dairy products	S	S	S
C106	Manufacture of grain mill products, starches and starch products	-	-	2,231
C107	Manufacture of other food products	500	-	76,886
C110	Manufacture of beverages	-	-	7,942
C131	Spinning, weaving and finishing of textiles	612	-	-
C139	Manufacture of other textiles	S	S	S
C141	Manufacture of wearing apparel, except fur apparel	-	-	-
C142	Custom tailoring and dressmaking	-	-	76
C162	Manufacture of products of wood, cork, straw and plaiting materials	-	-	9
C170	Manufacture of paper and paper products	22,433	-	14,572
C181	Printing and service activities related to printing	32,889	-	850
C201	Manufacture of basic chemicals	-	-	23,819
C210	Manufacture of pharmaceuticals, medicinal chemical and botanical products	S	S	S
C222	Manufacture of plastics products	-	-	103
C231	Manufacture of glass and glass products	-	-	34
C239	Manufacture of non-metallic mineral products, n.e.c.	1,000	-	585
C241	Manufacture of basic iron and steel	-	-	-
C242	Manufacture of basic precious and other non-ferrous metals	S	S	S
C243	Casting of metals	S	S	S
C251	Manufacture of structural metal products, tanks, reservoirs and steam generators	-	-	82
C259	Manufacture of other fabricated metal products; metal working service activities	-	-	16
C273	Manufacture of wiring and wiring devices	S	S	S
C282	Manufacture of special purpose machinery	S	S	S
C310	Manufacture of furniture	-	-	39
C321	Manufacture of jewelry, bijouterie and related articles	-	-	3,449
C329	Other manufacturing, n.e.c.	-	-	28
C331	Repair of fabricated metal products, machinery and equipment	-	-	340
	IX - Zamboanga Peninsula	46,503	202	170,646
C101	Processing and preserving of meat	4,803	-	3,775
C102	Processing and preserving of fish, crustaceans and mollusks	9,185	-	91,362
C104	Manufacture of vegetable and animal oils and fats	-	-	524

Table 9 Number of Establishments and Book Value of Tangible Fixed Assets by Type for Manufacturing Establishments by Region and Industry Group: Philippines, 2018

(Values are in thousand PhP, except number of establishments. Details may not add-up to total due to rounding and/or statistical disclosure control.)

Continued

2009 PSIC Code	Region / Industry Description	Book Value of Tangible Fixed Assets as of 31 December 2018		
		Other Machinery and Equipment	Valuables	Other Tangible Fixed Assets
		(9)	(10)	(11)
C105	Manufacture of dairy products	-	-	-
C106	Manufacture of grain mill products, starches and starch products	-	-	5,089
C107	Manufacture of other food products	27,889	100	17,082
C108	Manufacture of prepared animal feeds	S	S	S
C110	Manufacture of beverages	132	-	2,337
C139	Manufacture of other textiles	S	S	S
C142	Custom tailoring and dressmaking	-	-	2,932
C161	Sawmilling and planing of wood	-	-	24
C162	Manufacture of products of wood, cork, straw and plaiting materials	S	S	S
C181	Printing and service activities related to printing	-	-	6,246
C221	Manufacture of rubber products	-	-	333
C222	Manufacture of plastics products	578	-	892
C231	Manufacture of glass and glass products	-	-	20
C239	Manufacture of non-metallic mineral products, n.e.c.	-	33	845
C241	Manufacture of basic iron and steel	-	69	542
C251	Manufacture of structural metal products, tanks, reservoirs and steam generators	-	-	70
C259	Manufacture of other fabricated metal products; metal working service activities	1,727	-	6,738
C310	Manufacture of furniture	130	-	1,148
C321	Manufacture of jewelry, bijouterie and related articles	S	S	S
C329	Other manufacturing, n.e.c.	-	-	-
C331	Repair of fabricated metal products, machinery and equipment	1,259	-	916
	X - Northern Mindanao	307,253	355,224	1,571,550
C101	Processing and preserving of meat	41,500	23,648	250
C102	Processing and preserving of fish, crustaceans and mollusks	S	S	S
C103	Processing and preserving of fruits and vegetables	-	284	1,303,710
C104	Manufacture of vegetable and animal oils and fats	-	7,324	21,041
C105	Manufacture of dairy products	235	-	438
C106	Manufacture of grain mill products, starches and starch products	4,869	31,993	3,989
C107	Manufacture of other food products	15,835	66,941	36,557
C108	Manufacture of prepared animal feeds	-	864	2,264
C110	Manufacture of beverages	10,365	179,145	95,516
C131	Spinning, weaving and finishing of textiles	-	-	16
C139	Manufacture of other textiles	-	8	60

Table 9 Number of Establishments and Book Value of Tangible Fixed Assets by Type for Manufacturing Establishments by Region and Industry Group: Philippines, 2018

(Values are in thousand PhP, except number of establishments. Details may not add-up to total due to rounding and/or statistical disclosure control.)

Continued

2009 PSIC Code	Region / Industry Description	Book Value of Tangible Fixed Assets as of 31 December 2018		
		Other Machinery and Equipment	Valuables	Other Tangible Fixed Assets
		(9)	(10)	(11)
C141	Manufacture of wearing apparel, except fur apparel	11,300	-	1,658
C142	Custom tailoring and dressmaking	-	1,023	726
C152	Manufacture of footwear	146,310	869	-
C161	Sawmilling and planing of wood	7,430	3,520	5,867
C162	Manufacture of products of wood, cork, straw and plaiting materials	-	1,838	214
C170	Manufacture of paper and paper products	26,357	-	13,238
C181	Printing and service activities related to printing	4,127	17,824	-
C192	Manufacture of refined petroleum products	-	-	7
C201	Manufacture of basic chemicals	611	526	40,735
C202	Manufacture of other chemical products, n.e.c.	-	-	8,818
C210	Manufacture of pharmaceuticals, medicinal chemical and botanical products	S	S	S
C221	Manufacture of rubber products	S	S	S
C222	Manufacture of plastics products	-	4,872	49
C231	Manufacture of glass and glass products	-	-	-
C239	Manufacture of non-metallic mineral products, n.e.c.	-	1,822	20,453
C241	Manufacture of basic iron and steel	2,064	3,252	612
C243	Casting of metals	-	358	-
C251	Manufacture of structural metal products, tanks, reservoirs and steam generators	-	2,013	1,429
C259	Manufacture of other fabricated metal products; metal working service activities	-	7	30
C264	Manufacture of consumer electronics	S	S	S
C271	Manufacture of electric motors, generators, transformers and electricity distribution and control apparatus	S	S	S
C281	Manufacture of general purpose machinery	S	S	S
C282	Manufacture of special purpose machinery	S	S	S
C291	Manufacture of motor vehicles	-	2,927	-
C293	Manufacture of parts and accessories for motor vehicles	-	-	-
C310	Manufacture of furniture	-	-	3,046
C321	Manufacture of jewelry, bijouterie and related articles	S	S	S
C324	Manufacture of games and toys	S	S	S
C329	Other manufacturing, n.e.c.	S	S	S
C331	Repair of fabricated metal products, machinery and equipment	5,717	4,019	7,667
	XI - Davao Region	470,856	1,511	1,252,052
C101	Processing and preserving of meat	2,284	-	31,032

Table 9 Number of Establishments and Book Value of Tangible Fixed Assets by Type for Manufacturing Establishments by Region and Industry Group: Philippines, 2018

(Values are in thousand PhP, except number of establishments. Details may not add-up to total due to rounding and/or statistical disclosure control.)

Continued

2009 PSIC Code	Region / Industry Description	Book Value of Tangible Fixed Assets as of 31 December 2018		
		Other Machinery and Equipment	Valuables	Other Tangible Fixed Assets
		(9)	(10)	(11)
C102	Processing and preserving of fish, crustaceans and mollusks	-	-	5,080
C103	Processing and preserving of fruits and vegetables	6,252	-	63,003
C104	Manufacture of vegetable and animal oils and fats	361	-	123,640
C105	Manufacture of dairy products	-	-	2
C106	Manufacture of grain mill products, starches and starch products	-	-	11,159
C107	Manufacture of other food products	19,623	50	37,684
C108	Manufacture of prepared animal feeds	88,942	-	431,771
C110	Manufacture of beverages	469	-	236,009
C120	Manufacture of tobacco products	S	S	S
C139	Manufacture of other textiles	15	15	430
C141	Manufacture of wearing apparel, except fur apparel	-	-	795
C142	Custom tailoring and dressmaking	3,557	-	431
C152	Manufacture of footwear	441	-	1,395
C161	Sawmilling and planing of wood	-	550	695
C162	Manufacture of products of wood, cork, straw and plaiting materials	374	-	3,156
C170	Manufacture of paper and paper products	12,822	-	58,187
C181	Printing and service activities related to printing	26,034	896	3,049
C192	Manufacture of refined petroleum products	S	S	S
C201	Manufacture of basic chemicals	-	-	29,068
C202	Manufacture of other chemical products, n.e.c.	-	-	29,203
C210	Manufacture of pharmaceuticals, medicinal chemical and botanical products	-	-	7,116
C221	Manufacture of rubber products	-	-	60
C222	Manufacture of plastics products	306,963	-	85,693
C231	Manufacture of glass and glass products	-	-	40
C239	Manufacture of non-metallic mineral products, n.e.c.	-	-	57,263
C241	Manufacture of basic iron and steel	560	-	2,747
C242	Manufacture of basic precious and other non-ferrous metals	-	-	339
C243	Casting of metals	S	S	S
C251	Manufacture of structural metal products, tanks, reservoirs and steam generators	840	-	7,643
C252	Manufacture of weapons and ammunition	S	S	S
C259	Manufacture of other fabricated metal products; metal working service activities	-	-	3,300
C265	Manufacture of measuring, testing, navigating and control equipment; watches and clocks	S	S	S

Table 9 Number of Establishments and Book Value of Tangible Fixed Assets by Type for Manufacturing Establishments by Region and Industry Group: Philippines, 2018

(Values are in thousand PhP, except number of establishments. Details may not add-up to total due to rounding and/or statistical disclosure control.)

Continued

2009 PSIC Code	Region / Industry Description	Book Value of Tangible Fixed Assets as of 31 December 2018		
		Other Machinery and Equipment	Valuables	Other Tangible Fixed Assets
		(9)	(10)	(11)
C271	Manufacture of electric motors, generators, transformers and electricity distribution and control apparatus	S	S	S
C275	Manufacture of domestic appliances	-	-	-
C281	Manufacture of general purpose machinery	-	-	-
C282	Manufacture of special purpose machinery	-	-	12,079
C291	Manufacture of motor vehicles	S	S	S
C293	Manufacture of parts and accessories for motor vehicles	-	-	71
C301	Building of ships and boats	S	S	S
C310	Manufacture of furniture	-	-	8,135
C321	Manufacture of jewelry, bijouterie and related articles	-	-	-
C329	Other manufacturing, n.e.c.	-	-	90
C331	Repair of fabricated metal products, machinery and equipment	1,319	-	1,387
	XII - SOCCSKSARGEN	45,413	-	103,893
C101	Processing and preserving of meat	-	-	5,975
C102	Processing and preserving of fish, crustaceans and mollusks	14,049	-	15,767
C103	Processing and preserving of fruits and vegetables	S	S	S
C104	Manufacture of vegetable and animal oils and fats	-	-	8,839
C105	Manufacture of dairy products	-	-	80
C106	Manufacture of grain mill products, starches and starch products	288	-	7,644
C107	Manufacture of other food products	-	-	44,071
C108	Manufacture of prepared animal feeds	6,964	-	480
C110	Manufacture of beverages	239	-	2,372
C131	Spinning, weaving and finishing of textiles	14	-	54
C139	Manufacture of other textiles	-	-	150
C141	Manufacture of wearing apparel, except fur apparel	-	-	167
C142	Custom tailoring and dressmaking	661	-	1,577
C161	Sawmilling and planing of wood	-	-	77
C162	Manufacture of products of wood, cork, straw and plaiting materials	-	-	66
C170	Manufacture of paper and paper products	-	-	1,905
C181	Printing and service activities related to printing	1,582	-	5,403
C192	Manufacture of refined petroleum products	S	S	S
C201	Manufacture of basic chemicals	5	-	2,138
C202	Manufacture of other chemical products, n.e.c.	S	S	S
C221	Manufacture of rubber products	S	S	S

Table 9 Number of Establishments and Book Value of Tangible Fixed Assets by Type for Manufacturing Establishments by Region and Industry Group: Philippines, 2018

(Values are in thousand PhP, except number of establishments. Details may not add-up to total due to rounding and/or statistical disclosure control.)

Continued

2009 PSIC Code	Region / Industry Description	Book Value of Tangible Fixed Assets as of 31 December 2018		
		Other Machinery and Equipment	Valuables	Other Tangible Fixed Assets
		(9)	(10)	(11)
C222	Manufacture of plastics products	S	S	S
C231	Manufacture of glass and glass products	S	S	S
C239	Manufacture of non-metallic mineral products, n.e.c.	-	-	311
C241	Manufacture of basic iron and steel	-	-	389
C243	Casting of metals	S	S	S
C251	Manufacture of structural metal products, tanks, reservoirs and steam generators	-	-	32
C259	Manufacture of other fabricated metal products; metal working service activities	1,147	-	911
C301	Building of ships and boats	S	S	S
C310	Manufacture of furniture	-	-	1,080
C323	Manufacture of sports goods	S	S	S
C331	Repair of fabricated metal products, machinery and equipment	-	-	3,445
	XIII - Caraga	219,070	239	8,532,872
C101	Processing and preserving of meat	-	-	-
C102	Processing and preserving of fish, crustaceans and mollusks	S	S	S
C103	Processing and preserving of fruits and vegetables	S	S	S
C104	Manufacture of vegetable and animal oils and fats	863	11	274,126
C106	Manufacture of grain mill products, starches and starch products	-	-	3,593
C107	Manufacture of other food products	92,784	-	21,716
C108	Manufacture of prepared animal feeds	-	-	8
C110	Manufacture of beverages	20,652	-	-
C139	Manufacture of other textiles	20	-	5
C141	Manufacture of wearing apparel, except fur apparel	-	-	-
C142	Custom tailoring and dressmaking	-	-	34
C161	Sawmilling and planing of wood	292	-	492
C162	Manufacture of products of wood, cork, straw and plaiting materials	74,227	-	52,473
C181	Printing and service activities related to printing	4,883	-	3,347
C201	Manufacture of basic chemicals	S	S	S
C202	Manufacture of other chemical products, n.e.c.	1,651	-	4,442
C231	Manufacture of glass and glass products	S	S	S
C239	Manufacture of non-metallic mineral products, n.e.c.	26	136	266
C241	Manufacture of basic iron and steel	-	-	3

Table 9 Number of Establishments and Book Value of Tangible Fixed Assets by Type for Manufacturing Establishments by Region and Industry Group: Philippines, 2018

(Values are in thousand PhP, except number of establishments. Details may not add-up to total due to rounding and/or statistical disclosure control.)

Concluded

2009 PSIC Code	Region / Industry Description	Book Value of Tangible Fixed Assets as of 31 December 2018		
		Other Machinery and Equipment	Valuables	Other Tangible Fixed Assets
		(9)	(10)	(11)
C242	Manufacture of basic precious and other non-ferrous metals	S	S	S
C259	Manufacture of other fabricated metal products; metal working service activities	615	-	713
C275	Manufacture of domestic appliances	-	-	-
C301	Building of ships and boats	S	S	S
C309	Manufacture of transport equipment, n.e.c.	-	-	-
C310	Manufacture of furniture	-	-	1,896
C321	Manufacture of jewelry, bijouterie and related articles	-	92	1
C324	Manufacture of games and toys	-	-	2
C329	Other manufacturing, n.e.c.	-	-	174
C331	Repair of fabricated metal products, machinery and equipment	22,324	-	839
	Autonomous Region in Muslim Mindanao	56,981	-	1,135,018
C104	Manufacture of vegetable and animal oils and fats	S	S	S
C106	Manufacture of grain mill products, starches and starch products	1,022	-	948,662
C107	Manufacture of other food products	7,550	-	3,283
C108	Manufacture of prepared animal feeds	-	-	-
C110	Manufacture of beverages	6,195	-	8,281
C142	Custom tailoring and dressmaking	-	-	1,017
C181	Printing and service activities related to printing	-	-	-
C221	Manufacture of rubber products	S	S	S
C239	Manufacture of non-metallic mineral products, n.e.c.	-	-	-
C251	Manufacture of structural metal products, tanks, reservoirs and steam generators	-	-	33
C310	Manufacture of furniture	42,215	-	23,895

Notes: "-" - zero value

S - suppressed

Source: Philippine Statistics Authority, 2018 Census of Philippine Business and Industry

Table 10 Number of Establishments and Book Value of Intangible Assets by Type for Manufacturing Establishments by Region and Industry Group: Philippines, 2018*(Values are in thousand PhP, except number of establishments. Details may not add-up to total due to rounding and/or statistical disclosure control.)*

2009 PSIC Code	Region / Industry Description	Number of Establishments	Book Value of Intangible Fixed Assets as of 31 December 2018		
			Total	Intangible Non- Produced Assets	Computer Software and Databases
		(1)	(2)	(3)	(4)
	Philippines	28,968	36,561,920	23,568,200	2,708,492
C101	Processing and preserving of meat	299	54,978	5	54,964
C102	Processing and preserving of fish, crustaceans and mollusks	278	616,070	7,584	2,377
C103	Processing and preserving of fruits and vegetables	169	519,088	476,733	41,611
C104	Manufacture of vegetable and animal oils and fats	140	24,195	10,682	13,513
C105	Manufacture of dairy products	99	17,306	347	15,837
C106	Manufacture of grain mill products, starches and starch products	1,701	4,300	1,006	3,293
C107	Manufacture of other food products	9,084	1,474,365	1,313,003	129,191
C108	Manufacture of prepared animal feeds	199	8,282	5,462	2,820
C110	Manufacture of beverages	3,986	11,505,872	11,265,578	201,527
C120	Manufacture of tobacco products	17	4,014,621	46	-
C131	Spinning, weaving and finishing of textiles	125	2,495	-	2,495
C139	Manufacture of other textiles	236	5,123	5,003	-
C141	Manufacture of wearing apparel, except fur apparel	880	14,813	673	14,141
C142	Custom tailoring and dressmaking	790	-	-	-
C143	Manufacture of knitted and crocheted apparel	40	1,465	-	236
C151	Tanning and dressing of leather; manufacture of luggage and handbags	107	10,876	-	10,876
C152	Manufacture of footwear	140	6,011	-	6,011
C161	Sawmilling and planing of wood	59	-	-	-
C162	Manufacture of products of wood, cork, straw and plaiting materials	333	172,114	-	3,660
C170	Manufacture of paper and paper products	330	191,060	106,330	16,672
C181	Printing and service activities related to printing	2,566	14,111	552	13,108
C182	Reproduction of recorded media	4	-	-	-
C192	Manufacture of refined petroleum products	15	1,025	428	597
C199	Manufacture of other fuel products	3	3,443	-	3,443
C201	Manufacture of basic chemicals	190	75,282	-	75,282
C202	Manufacture of other chemical products, n.e.c.	357	7,557,865	7,337,043	204,597
C203	Manufacture of man-made fibers	S	S	S	S
C210	Manufacture of pharmaceuticals, medicinal chemical and botanical products	117	869,809	196,472	655,954
C221	Manufacture of rubber products	134	179,864	-	31,127
C222	Manufacture of plastics products	834	44,925	889	32,629
C231	Manufacture of glass and glass products	104	474	-	474
C239	Manufacture of non-metallic mineral products, n.e.c.	846	2,040,034	1,893,511	146,523
C241	Manufacture of basic iron and steel	319	14,191	-	14,191

Continued

Table 10 Number of Establishments and Book Value of Intangible Assets by Type for Manufacturing Establishments by Region and Industry Group: Philippines, 2018

(Values are in thousand PhP, except number of establishments. Details may not add-up to total due to rounding and/or statistical disclosure control.)

Continued

2009 PSIC Code	Region / Industry Description	Number of Establishments	Book Value of Intangible Fixed Assets as of 31 December 2018		
			Total	Intangible Non- Produced Assets	Computer Software and Databases
		(1)	(2)	(3)	(4)
C242	Manufacture of basic precious and other non-ferrous metals	26	641,196	284	12,448
C243	Casting of metals	59	15,410	-	15,410
C251	Manufacture of structural metal products, tanks, reservoirs and steam generators	469	18,650	-	17,870
C252	Manufacture of weapons and ammunition	12	-	-	-
C259	Manufacture of other fabricated metal products; metal working service activities	859	156,260	22,933	104,173
C261	Manufacture of electronic components	138	310,163	2,242	307,921
C262	Manufacture of computers and peripheral equipment and accessories	32	265,925	229,811	36,115
C263	Manufacture of communication equipment	13	1,091	-	1,091
C264	Manufacture of consumer electronics	27	28,823	478	28,345
C265	Manufacture of measuring, testing, navigating and control equipment; watches and clocks	25	11,262	-	11,262
C267	Manufacture of optical instruments and photographic equipment	24	12,522	928	11,396
C271	Manufacture of electric motors, generators, transformers and electricity distribution and control apparatus	84	7,343	23	7,321
C272	Manufacture of batteries and accumulators	6	-	-	-
C273	Manufacture of wiring and wiring devices	53	43,460	-	43,460
C274	Manufacture of electric lighting equipment	34	2,262	74	2,188
C275	Manufacture of domestic appliances	36	9,748	-	9,748
C279	Manufacture of other electrical equipment	35	37,277	-	37,277
C281	Manufacture of general purpose machinery	102	1,087,872	175	23,088
C282	Manufacture of special purpose machinery	162	27,226	3,361	23,865
C291	Manufacture of motor vehicles	40	15,841	-	15,288
C292	Manufacture of bodies (coachwork) for motor vehicles; manufacture of trailers and semi-trailers	24	3,627	-	3,627
C293	Manufacture of parts and accessories for motor vehicles	119	90,246	1,614	88,632
C301	Building of ships and boats	29	56	-	56
C302	Manufacture of railway locomotive and rolling stock	S	S	S	S
C303	Manufacture of air and spacecraft and related machinery	8	3,413,451	-	524
C309	Manufacture of transport equipment, n.e.c.	67	74,293	1,366	72,927
C310	Manufacture of furniture	852	68,294	45	52,894
C321	Manufacture of jewelry, bijouterie and related articles	99	12,981	12,942	39
C322	Manufacture of musical instruments	4	-	-	-
C323	Manufacture of sports goods	17	-	-	-
C324	Manufacture of games and toys	28	1,807	-	-

Table 10 Number of Establishments and Book Value of Intangible Assets by Type for Manufacturing Establishments by Region and Industry Group: Philippines, 2018*(Values are in thousand PhP, except number of establishments. Details may not add-up to total due to rounding and/or statistical disclosure control.)**Continued*

2009 PSIC Code	Region / Industry Description	Number of Establishments	Book Value of Intangible Fixed Assets as of 31 December 2018		
			Total	Intangible Non- Produced Assets	Computer Software and Databases
		(1)	(2)	(3)	(4)
C325	Manufacture of medical and dental instruments and supplies	56	734,224	669,084	65,090
C329	Other manufacturing, n.e.c.	204	1,305	1,305	-
C331	Repair of fabricated metal products, machinery and equipment	712	25,249	191	19,287
C332	Installation of industrial machinery and equipment	6	-	-	-
	National Capital Region	4,636	11,362,852	6,819,510	1,185,506
C101	Processing and preserving of meat	34	16,952	-	16,952
C102	Processing and preserving of fish, crustaceans and mollusks	29	385,347	-	-
C103	Processing and preserving of fruits and vegetables	36	4,349	-	4,349
C104	Manufacture of vegetable and animal oils and fats	19	10,696	3,770	6,926
C105	Manufacture of dairy products	26	16,183	347	15,837
C106	Manufacture of grain mill products, starches and starch products	15	1,016	-	1,016
C107	Manufacture of other food products	1,002	34,292	1,002	28,759
C108	Manufacture of prepared animal feeds	14	-	-	-
C110	Manufacture of beverages	204	167,525	4,790	162,699
C120	Manufacture of tobacco products	5	2,743,714	-	-
C131	Spinning, weaving and finishing of textiles	33	88	-	88
C139	Manufacture of other textiles	93	378	378	-
C141	Manufacture of wearing apparel, except fur apparel	325	2,320	-	2,320
C142	Custom tailoring and dressmaking	80	-	-	-
C143	Manufacture of knitted and crocheted apparel	21	1,229	-	-
C151	Tanning and dressing of leather; manufacture of luggage and handbags	31	-	-	-
C152	Manufacture of footwear	61	46	-	46
C161	Sawmilling and planing of wood	5	-	-	-
C162	Manufacture of products of wood, cork, straw and plaiting materials	29	-	-	-
C170	Manufacture of paper and paper products	154	54,873	6,450	1,939
C181	Printing and service activities related to printing	656	1,206	384	822
C192	Manufacture of refined petroleum products	4	-	-	-
C199	Manufacture of other fuel products	S	S	S	S
C201	Manufacture of basic chemicals	43	58,463	-	58,463
C202	Manufacture of other chemical products, n.e.c.	166	6,969,611	6,777,453	192,090
C203	Manufacture of man-made fibers	S	S	S	S
C210	Manufacture of pharmaceuticals, medicinal chemical and botanical products	29	639,775	-	639,775
C221	Manufacture of rubber products	53	148,737	-	-

Table 10 Number of Establishments and Book Value of Intangible Assets by Type for Manufacturing Establishments by Region and Industry Group: Philippines, 2018

(Values are in thousand PhP, except number of establishments. Details may not add-up to total due to rounding and/or statistical disclosure control.)

Continued

2009 PSIC Code	Region / Industry Description	Number of Establishments	Book Value of Intangible Fixed Assets as of 31 December 2018		
			Total	Intangible Non- Produced Assets	Computer Software and Databases
		(1)	(2)	(3)	(4)
C222	Manufacture of plastics products	350	11,365	374	5,147
C231	Manufacture of glass and glass products	31	-	-	-
C239	Manufacture of non-metallic mineral products, n.e.c.	65	8,256	-	8,256
C241	Manufacture of basic iron and steel	82	-	-	-
C242	Manufacture of basic precious and other non-ferrous metals	4	-	-	-
C243	Casting of metals	18	-	-	-
C251	Manufacture of structural metal products, tanks, reservoirs and steam generators	141	780	-	-
C252	Manufacture of weapons and ammunition	4	-	-	-
C259	Manufacture of other fabricated metal products; metal working service activities	168	43,948	22,933	-
C261	Manufacture of electronic components	9	-	-	-
C262	Manufacture of computers and peripheral equipment and accessories	S	S	S	S
C264	Manufacture of consumer electronics	8	559	478	80
C265	Manufacture of measuring, testing, navigating and control equipment; watches and clocks	8	-	-	-
C267	Manufacture of optical instruments and photographic equipment	S	S	S	S
C271	Manufacture of electric motors, generators, transformers and electricity distribution and control apparatus	17	-	-	-
C272	Manufacture of batteries and accumulators	S	S	S	S
C273	Manufacture of wiring and wiring devices	21	511	-	511
C274	Manufacture of electric lighting equipment	9	-	-	-
C275	Manufacture of domestic appliances	12	9,748	-	9,748
C279	Manufacture of other electrical equipment	6	-	-	-
C281	Manufacture of general purpose machinery	34	15,917	-	15,917
C282	Manufacture of special purpose machinery	30	-	-	-
C291	Manufacture of motor vehicles	9	-	-	-
C292	Manufacture of bodies (coachwork) for motor vehicles; manufacture of trailers and semi-trailers	11	2,304	-	2,304
C293	Manufacture of parts and accessories for motor vehicles	15	67	10	57
C301	Building of ships and boats	5	-	-	-
C303	Manufacture of air and spacecraft and related machinery	S	S	S	S
C309	Manufacture of transport equipment, n.e.c.	10	1,632	-	1,632
C310	Manufacture of furniture	154	7,268	-	7,268
C321	Manufacture of jewelry, bijouterie and related articles	11	-	-	-
C322	Manufacture of musical instruments	S	S	S	S
C323	Manufacture of sports goods	3	-	-	-

Table 10 Number of Establishments and Book Value of Intangible Assets by Type for Manufacturing Establishments by Region and Industry Group: Philippines, 2018

(Values are in thousand Php, except number of establishments. Details may not add-up to total due to rounding and/or statistical disclosure control.)

Continued

2009 PSIC Code	Region / Industry Description	Number of Establishments	Book Value of Intangible Fixed Assets as of 31 December 2018		
			Total	Intangible Non- Produced Assets	Computer Software and Databases
		(1)	(2)	(3)	(4)
C324	Manufacture of games and toys	8	-	-	-
C325	Manufacture of medical and dental instruments and supplies	11	1,232	68	1,115
C329	Other manufacturing, n.e.c.	42	-	-	-
C331	Repair of fabricated metal products, machinery and equipment	161	1,538	146	1,392
C332	Installation of industrial machinery and equipment	4	-	-	-
	Cordillera Administrative Region	685	18,187	17,067	-
C101	Processing and preserving of meat	6	-	-	-
C102	Processing and preserving of fish, crustaceans and mollusks	8	-	-	-
C103	Processing and preserving of fruits and vegetables	6	-	-	-
C105	Manufacture of dairy products	S	S	S	S
C106	Manufacture of grain mill products, starches and starch products	100	-	-	-
C107	Manufacture of other food products	140	607	607	-
C110	Manufacture of beverages	190	16,460	16,460	-
C131	Spinning, weaving and finishing of textiles	13	-	-	-
C139	Manufacture of other textiles	6	-	-	-
C141	Manufacture of wearing apparel, except fur apparel	S	S	S	S
C142	Custom tailoring and dressmaking	43	-	-	-
C162	Manufacture of products of wood, cork, straw and plaiting materials	6	-	-	-
C181	Printing and service activities related to printing	75	-	-	-
C201	Manufacture of basic chemicals	3	-	-	-
C221	Manufacture of rubber products	5	-	-	-
C222	Manufacture of plastics products	S	S	S	S
C231	Manufacture of glass and glass products	S	S	S	S
C239	Manufacture of non-metallic mineral products, n.e.c.	23	-	-	-
C241	Manufacture of basic iron and steel	5	-	-	-
C251	Manufacture of structural metal products, tanks, reservoirs and steam generators	10	-	-	-
C259	Manufacture of other fabricated metal products; metal working service activities	19	-	-	-
C261	Manufacture of electronic components	S	S	S	S
C303	Manufacture of air and spacecraft and related machinery	S	S	S	S
C310	Manufacture of furniture	17	-	-	-
C321	Manufacture of jewelry, bijouterie and related articles	S	S	S	S

Table 10 Number of Establishments and Book Value of Intangible Assets by Type for Manufacturing Establishments by Region and Industry Group: Philippines, 2018

(Values are in thousand PhP, except number of establishments. Details may not add-up to total due to rounding and/or statistical disclosure control.)

Continued

Continued

2009 PSIC Code	Region / Industry Description	Number of Establishments	Book Value of Intangible Fixed Assets as of 31 December 2018		
			Total	Intangible Non- Produced Assets	Computer Software and Databases
		(1)	(2)	(3)	(4)
I - Ilocos Region		953	394,313	393,468	845
C101	Processing and preserving of meat	12	-	-	-
C102	Processing and preserving of fish, crustaceans and mollusks	33	-	-	-
C103	Processing and preserving of fruits and vegetables	3	-	-	-
C105	Manufacture of dairy products	S	S	S	S
C106	Manufacture of grain mill products, starches and starch products	71	-	-	-
C107	Manufacture of other food products	347	1,788	965	824
C108	Manufacture of prepared animal feeds	3	-	-	-
C110	Manufacture of beverages	140	-	-	-
C120	Manufacture of tobacco products	S	S	S	S
C131	Spinning, weaving and finishing of textiles	5	-	-	-
C141	Manufacture of wearing apparel, except fur apparel	5	-	-	-
C142	Custom tailoring and dressmaking	42	-	-	-
C152	Manufacture of footwear	6	-	-	-
C162	Manufacture of products of wood, cork, straw and plaiting materials	13	-	-	-
C170	Manufacture of paper and paper products	9	-	-	-
C181	Printing and service activities related to printing	112	-	-	-
C201	Manufacture of basic chemicals	6	-	-	-
C210	Manufacture of pharmaceuticals, medicinal chemical and botanical products	S	S	S	S
C221	Manufacture of rubber products	5	-	-	-
C231	Manufacture of glass and glass products	4	-	-	-
C239	Manufacture of non-metallic mineral products, n.e.c.	45	392,524	392,503	21
C241	Manufacture of basic iron and steel	11	-	-	-
C251	Manufacture of structural metal products, tanks, reservoirs and steam generators	15	-	-	-
C259	Manufacture of other fabricated metal products; metal working service activities	16	-	-	-
C273	Manufacture of wiring and wiring devices	S	S	S	S
C282	Manufacture of special purpose machinery	S	S	S	S
C292	Manufacture of bodies (coachwork) for motor vehicles; manufacture of trailers and semi-trailers	3	-	-	-
C293	Manufacture of parts and accessories for motor vehicles	3	-	-	-
C309	Manufacture of transport equipment, n.e.c.	13	-	-	-
C321	Manufacture of jewelry, bijouterie and related articles	S	S	S	S
C324	Manufacture of games and toys	S	S	S	S
C329	Other manufacturing, n.e.c.	7	-	-	-

Table 10 Number of Establishments and Book Value of Intangible Assets by Type for Manufacturing Establishments by Region and Industry Group: Philippines, 2018

(Values are in thousand PhP, except number of establishments. Details may not add-up to total due to rounding and/or statistical disclosure control.)

Continued

2009 PSIC Code	Region / Industry Description	Number of Establishments	Book Value of Intangible Fixed Assets as of 31 December 2018		
			Total	Intangible Non- Produced Assets	Computer Software and Databases
		(1)	(2)	(3)	(4)
C331	Repair of fabricated metal products, machinery and equipment	17	-	-	-
	II - Cagayan Valley	1,133	3,454	9	3,443
C101	Processing and preserving of meat	6	-	-	-
C102	Processing and preserving of fish, crustaceans and mollusks	4	-	-	-
C103	Processing and preserving of fruits and vegetables	8	-	-	-
C104	Manufacture of vegetable and animal oils and fats	S	S	S	S
C105	Manufacture of dairy products	4	3	-	-
C106	Manufacture of grain mill products, starches and starch products	175	-	-	-
C107	Manufacture of other food products	382	9	9	-
C108	Manufacture of prepared animal feeds	7	-	-	-
C110	Manufacture of beverages	227	-	-	-
C120	Manufacture of tobacco products	3	-	-	-
C131	Spinning, weaving and finishing of textiles	3	-	-	-
C139	Manufacture of other textiles	4	-	-	-
C142	Custom tailoring and dressmaking	34	-	-	-
C151	Tanning and dressing of leather; manufacture of luggage and handbags	3	-	-	-
C162	Manufacture of products of wood, cork, straw and plaiting materials	8	-	-	-
C181	Printing and service activities related to printing	122	-	-	-
C182	Reproduction of recorded media	3	-	-	-
C199	Manufacture of other fuel products	S	S	S	S
C201	Manufacture of basic chemicals	S	S	S	S
C222	Manufacture of plastics products	6	-	-	-
C239	Manufacture of non-metallic mineral products, n.e.c.	25	-	-	-
C241	Manufacture of basic iron and steel	9	-	-	-
C251	Manufacture of structural metal products, tanks, reservoirs and steam generators	12	-	-	-
C252	Manufacture of weapons and ammunition	S	S	S	S
C259	Manufacture of other fabricated metal products; metal working service activities	32	-	-	-
C279	Manufacture of other electrical equipment	3	-	-	-
C282	Manufacture of special purpose machinery	3	-	-	-
C310	Manufacture of furniture	21	-	-	-
C321	Manufacture of jewelry, bijouterie and related articles	5	-	-	-
C329	Other manufacturing, n.e.c.	S	S	S	S
C331	Repair of fabricated metal products, machinery and equipment	17	-	-	-

Table 10 Number of Establishments and Book Value of Intangible Assets by Type for Manufacturing Establishments by Region and Industry Group: Philippines, 2018

(Values are in thousand PhP, except number of establishments. Details may not add-up to total due to rounding and/or statistical disclosure control.)

Continued

2009 PSIC Code	Region / Industry Description	Number of Establishments	Book Value of Intangible Fixed Assets as of 31 December 2018		
			Total	Intangible Non- Produced Assets	Computer Software and Databases
		(1)	(2)	(3)	(4)
III - Central Luzon		3,388	1,737,388	1,377,889	174,151
C101	Processing and preserving of meat	74	62	-	58
C102	Processing and preserving of fish, crustaceans and mollusks	27	-	-	-
C103	Processing and preserving of fruits and vegetables	31	227,315	210,598	16,680
C104	Manufacture of vegetable and animal oils and fats	4	-	-	-
C105	Manufacture of dairy products	12	-	-	-
C106	Manufacture of grain mill products, starches and starch products	235	-	-	-
C107	Manufacture of other food products	1,054	13,338	1,392	1,435
C108	Manufacture of prepared animal feeds	54	-	-	-
C110	Manufacture of beverages	360	507	12	495
C120	Manufacture of tobacco products	S	S	S	S
C131	Spinning, weaving and finishing of textiles	20	2,306	-	2,306
C139	Manufacture of other textiles	40	-	-	-
C141	Manufacture of wearing apparel, except fur apparel	149	937	-	937
C142	Custom tailoring and dressmaking	60	-	-	-
C143	Manufacture of knitted and crocheted apparel	3	-	-	-
C151	Tanning and dressing of leather; manufacture of luggage and handbags	41	-	-	-
C152	Manufacture of footwear	10	4,343	-	4,343
C161	Sawmilling and planing of wood	S	S	S	S
C162	Manufacture of products of wood, cork, straw and plaiting materials	63	169,123	-	668
C170	Manufacture of paper and paper products	35	103,500	96,884	6,616
C181	Printing and service activities related to printing	163	5,393	-	5,393
C192	Manufacture of refined petroleum products	3	-	-	-
C201	Manufacture of basic chemicals	21	-	-	-
C202	Manufacture of other chemical products, n.e.c.	35	-	-	-
C210	Manufacture of pharmaceuticals, medicinal chemical and botanical products	22	-	-	-
C221	Manufacture of rubber products	14	18,343	-	18,343
C222	Manufacture of plastics products	115	602	355	247
C231	Manufacture of glass and glass products	14	-	-	-
C239	Manufacture of non-metallic mineral products, n.e.c.	134	921,380	838,659	82,721
C241	Manufacture of basic iron and steel	44	-	-	-
C242	Manufacture of basic precious and other non-ferrous metals	4	-	-	-
C243	Casting of metals	7	-	-	-
C251	Manufacture of structural metal products, tanks, reservoirs and steam generators	60	-	-	-

Table 10 Number of Establishments and Book Value of Intangible Assets by Type for Manufacturing Establishments by Region and Industry Group: Philippines, 2018

(Values are in thousand PhP, except number of establishments. Details may not add-up to total due to rounding and/or statistical disclosure control.)

Continued

2009 PSIC Code	Region / Industry Description	Number of Establishments	Book Value of Intangible Fixed Assets as of 31 December 2018		
			Total	Intangible Non- Produced Assets	Computer Software and Databases
		(1)	(2)	(3)	(4)
C259	Manufacture of other fabricated metal products; metal working service activities	85	709	-	709
C261	Manufacture of electronic components	14	12,971	-	12,971
C262	Manufacture of computers and peripheral equipment and accessories	5	229,082	228,621	461
C263	Manufacture of communication equipment	S	S	S	S
C264	Manufacture of consumer electronics	3	-	-	-
C265	Manufacture of measuring, testing, navigating and control equipment; watches and clocks	3	147	-	147
C271	Manufacture of electric motors, generators, transformers and electricity distribution and control apparatus	10	44	-	44
C272	Manufacture of batteries and accumulators	S	S	S	S
C273	Manufacture of wiring and wiring devices	10	11,965	-	11,965
C274	Manufacture of electric lighting equipment	7	459	74	385
C275	Manufacture of domestic appliances	4	-	-	-
C279	Manufacture of other electrical equipment	10	-	-	-
C281	Manufacture of general purpose machinery	13	-	-	-
C282	Manufacture of special purpose machinery	15	-	-	-
C291	Manufacture of motor vehicles	4	-	-	-
C292	Manufacture of bodies (coachwork) for motor vehicles; manufacture of trailers and semi-trailers	S	S	S	S
C293	Manufacture of parts and accessories for motor vehicles	9	-	-	-
C301	Building of ships and boats	S	S	S	S
C303	Manufacture of air and spacecraft and related machinery	5	524	-	524
C309	Manufacture of transport equipment, n.e.c.	13	-	-	-
C310	Manufacture of furniture	121	1,034	-	464
C321	Manufacture of jewelry, bijouterie and related articles	15	-	-	-
C322	Manufacture of musical instruments	S	S	S	S
C323	Manufacture of sports goods	3	-	-	-
C324	Manufacture of games and toys	8	-	-	-
C325	Manufacture of medical and dental instruments and supplies	9	4,161	-	4,161
C329	Other manufacturing, n.e.c.	42	1,294	1,294	-
C331	Repair of fabricated metal products, machinery and equipment	62	7,848	-	2,077
C332	Installation of industrial machinery and equipment	S	S	S	S
	IVA - CALABARZON	4,035	20,810,511	13,781,829	1,040,144
C101	Processing and preserving of meat	41	14,549	-	14,549

Table 10 Number of Establishments and Book Value of Intangible Assets by Type for Manufacturing Establishments by Region and Industry Group: Philippines, 2018

(Values are in thousand PhP, except number of establishments. Details may not add-up to total due to rounding and/or statistical disclosure control.)

Continued

2009 PSIC Code	Region / Industry Description	Number of Establishments	Book Value of Intangible Fixed Assets as of 31 December 2018		
			Total	Intangible Non- Produced Assets	Computer Software and Databases
		(1)	(2)	(3)	(4)
C102	Processing and preserving of fish, crustaceans and mollusks	12	132,896	-	-
C103	Processing and preserving of fruits and vegetables	19	168,368	155,062	12,779
C104	Manufacture of vegetable and animal oils and fats	31	-	-	-
C105	Manufacture of dairy products	12	-	-	-
C106	Manufacture of grain mill products, starches and starch products	90	808	-	808
C107	Manufacture of other food products	877	1,372,898	1,284,026	73,713
C108	Manufacture of prepared animal feeds	69	8,260	5,462	2,797
C110	Manufacture of beverages	291	11,016,523	10,967,841	9,952
C120	Manufacture of tobacco products	3	1,270,907	46	-
C131	Spinning, weaving and finishing of textiles	10	-	-	-
C139	Manufacture of other textiles	33	-	-	-
C141	Manufacture of wearing apparel, except fur apparel	244	10,215	673	9,542
C142	Custom tailoring and dressmaking	90	-	-	-
C143	Manufacture of knitted and crocheted apparel	16	236	-	236
C151	Tanning and dressing of leather; manufacture of luggage and handbags	24	10,505	-	10,505
C152	Manufacture of footwear	34	1,604	-	1,604
C161	Sawmilling and planing of wood	S	S	S	S
C162	Manufacture of products of wood, cork, straw and plaiting materials	64	2,992	-	2,992
C170	Manufacture of paper and paper products	76	6,131	2	6,129
C181	Printing and service activities related to printing	198	-	-	-
C182	Reproduction of recorded media	S	S	S	S
C192	Manufacture of refined petroleum products	S	S	S	S
C199	Manufacture of other fuel products	S	S	S	S
C201	Manufacture of basic chemicals	31	84	-	84
C202	Manufacture of other chemical products, n.e.c.	91	518,706	492,558	9,992
C210	Manufacture of pharmaceuticals, medicinal chemical and botanical products	34	229,904	196,472	16,049
C221	Manufacture of rubber products	35	12,470	-	12,470
C222	Manufacture of plastics products	181	30,288	-	24,746
C239	Manufacture of non-metallic mineral products, n.e.c.	115	45,757	-	45,757
C242	Manufacture of basic precious and other non-ferrous metals	8	284	284	-
C252	Manufacture of weapons and ammunition	S	S	S	S
C261	Manufacture of electronic components	103	288,744	2,242	286,502
C262	Manufacture of computers and peripheral equipment and accessories	24	27,065	1,190	25,876
C263	Manufacture of communication equipment	10	-	-	-
C264	Manufacture of consumer electronics	12	24,862	-	24,862

Table 10 Number of Establishments and Book Value of Intangible Assets by Type for Manufacturing Establishments by Region and Industry Group: Philippines, 2018

(Values are in thousand PhP, except number of establishments. Details may not add-up to total due to rounding and/or statistical disclosure control.)

Continued

2009 PSIC Code	Region / Industry Description	Number of Establishments	Book Value of Intangible Fixed Assets as of 31 December 2018		
			Total	Intangible Non- Produced Assets	Computer Software and Databases
		(1)	(2)	(3)	(4)
C265	Manufacture of measuring, testing, navigating and control equipment; watches and clocks	5	8,124	-	8,124
C267	Manufacture of optical instruments and photographic equipment	9	4,793	-	4,793
C271	Manufacture of electric motors, generators, transformers and electricity distribution and control apparatus	46	3,939	23	3,917
C272	Manufacture of batteries and accumulators	S	S	S	S
C273	Manufacture of wiring and wiring devices	20	30,984	-	30,984
C274	Manufacture of electric lighting equipment	15	1,800	-	1,800
C275	Manufacture of domestic appliances	12	-	-	-
C279	Manufacture of other electrical equipment	14	35,526	-	35,526
C281	Manufacture of general purpose machinery	41	1,071,414	175	6,630
C282	Manufacture of special purpose machinery	73	27,226	3,361	23,865
C291	Manufacture of motor vehicles	13	15,841	-	15,288
C292	Manufacture of bodies (coachwork) for motor vehicles; manufacture of trailers and semi-trailers	10	1,323	-	1,323
C293	Manufacture of parts and accessories for motor vehicles	74	90,179	1,604	88,575
C301	Building of ships and boats	5	-	-	-
C302	Manufacture of railway locomotive and rolling stock	S	S	S	S
C303	Manufacture of air and spacecraft and related machinery	S	S	S	S
C309	Manufacture of transport equipment, n.e.c.	21	70,391	1,366	69,025
C310	Manufacture of furniture	150	8,680	-	5,432
C321	Manufacture of jewelry, bijouterie and related articles	4	-	-	-
C322	Manufacture of musical instruments	S	S	S	S
C323	Manufacture of sports goods	8	-	-	-
C324	Manufacture of games and toys	6	1,807	-	-
C325	Manufacture of medical and dental instruments and supplies	21	685,709	669,016	16,693
C329	Other manufacturing, n.e.c.	17	-	-	-
C331	Repair of fabricated metal products, machinery and equipment	133	15,086	-	15,086
C332	Installation of industrial machinery and equipment	S	S	S	S
	MIMAROPA	1,118	120	120	-
C101	Processing and preserving of meat	3	-	-	-
C102	Processing and preserving of fish, crustaceans and mollusks	S	S	S	S

Table 10 Number of Establishments and Book Value of Intangible Assets by Type for Manufacturing Establishments by Region and Industry Group: Philippines, 2018

(Values are in thousand PhP, except number of establishments. Details may not add-up to total due to rounding and/or statistical disclosure control.)

Continued

2009 PSIC Code	Region / Industry Description	Number of Establishments	Book Value of Intangible Fixed Assets as of 31 December 2018		
			Total	Intangible Non- Produced Assets	Computer Software and Databases
		(1)	(2)	(3)	(4)
C103	Processing and preserving of fruits and vegetables	S	S	S	S
C104	Manufacture of vegetable and animal oils and fats	7	-	-	-
C105	Manufacture of dairy products	5	-	-	-
C106	Manufacture of grain mill products, starches and starch products	98	-	-	-
C107	Manufacture of other food products	432	120	120	-
C110	Manufacture of beverages	289	-	-	-
C131	Spinning, weaving and finishing of textiles	3	-	-	-
C141	Manufacture of wearing apparel, except fur apparel	8	-	-	-
C142	Custom tailoring and dressmaking	22	-	-	-
C151	Tanning and dressing of leather; manufacture of luggage and handbags	3	-	-	-
C161	Sawmilling and planing of wood	4	-	-	-
C162	Manufacture of products of wood, cork, straw and plaiting materials	13	-	-	-
C181	Printing and service activities related to printing	123	-	-	-
C201	Manufacture of basic chemicals	3	-	-	-
C202	Manufacture of other chemical products, n.e.c.	S	S	S	S
C210	Manufacture of pharmaceuticals, medicinal chemical and botanical products	S	S	S	S
C222	Manufacture of plastics products	6	-	-	-
C239	Manufacture of non-metallic mineral products, n.e.c.	37	-	-	-
C241	Manufacture of basic iron and steel	8	-	-	-
C242	Manufacture of basic precious and other non-ferrous metals	S	S	S	S
C259	Manufacture of other fabricated metal products; metal working service activities	19	-	-	-
C282	Manufacture of special purpose machinery	S	S	S	S
C310	Manufacture of furniture	21	-	-	-
C331	Repair of fabricated metal products, machinery and equipment	5	-	-	-
V - Bicol Region		1,339	629,999	1,180	50
C101	Processing and preserving of meat	14	60	5	50
C102	Processing and preserving of fish, crustaceans and mollusks	28	39	39	-
C103	Processing and preserving of fruits and vegetables	5	180	-	-
C104	Manufacture of vegetable and animal oils and fats	9	-	-	-
C105	Manufacture of dairy products	6	-	-	-

Table 10 Number of Establishments and Book Value of Intangible Assets by Type for Manufacturing Establishments by Region and Industry Group: Philippines, 2018

(Values are in thousand PhP, except number of establishments. Details may not add-up to total due to rounding and/or statistical disclosure control.)

Continued

2009 PSIC Code	Region / Industry Description	Number of Establishments	Book Value of Intangible Fixed Assets as of 31 December 2018		
			Total	Intangible Non- Produced Assets	Computer Software and Databases
		(1)	(2)	(3)	(4)
C106	Manufacture of grain mill products, starches and starch products	67	-	-	-
C107	Manufacture of other food products	542	1,136	1,136	-
C108	Manufacture of prepared animal feeds	4	-	-	-
C110	Manufacture of beverages	249	-	-	-
C120	Manufacture of tobacco products	S	S	S	S
C131	Spinning, weaving and finishing of textiles	6	-	-	-
C139	Manufacture of other textiles	10	120	-	-
C141	Manufacture of wearing apparel, except fur apparel	19	-	-	-
C142	Custom tailoring and dressmaking	55	-	-	-
C151	Tanning and dressing of leather; manufacture of luggage and handbags	3	-	-	-
C152	Manufacture of footwear	4	-	-	-
C162	Manufacture of products of wood, cork, straw and plaiting materials	32	-	-	-
C170	Manufacture of paper and paper products	5	-	-	-
C181	Printing and service activities related to printing	93	-	-	-
C201	Manufacture of basic chemicals	3	-	-	-
C210	Manufacture of pharmaceuticals, medicinal chemical and botanical products	5	-	-	-
C231	Manufacture of glass and glass products	S	S	S	S
C239	Manufacture of non-metallic mineral products, n.e.c.	29	-	-	-
C241	Manufacture of basic iron and steel	12	-	-	-
C242	Manufacture of basic precious and other non-ferrous metals	S	S	S	S
C251	Manufacture of structural metal products, tanks, reservoirs and steam generators	21	-	-	-
C259	Manufacture of other fabricated metal products; metal working service activities	31	-	-	-
C281	Manufacture of general purpose machinery	4	-	-	-
C282	Manufacture of special purpose machinery	3	-	-	-
C293	Manufacture of parts and accessories for motor vehicles	3	-	-	-
C310	Manufacture of furniture	25	-	-	-
C329	Other manufacturing, n.e.c.	19	-	-	-
C331	Repair of fabricated metal products, machinery and equipment	29	-	-	-
	VI - Western Visayas	1,425	8,890	5,445	3,445
C101	Processing and preserving of meat	19	-	-	-
C102	Processing and preserving of fish, crustaceans and mollusks	31	55	-	55
C103	Processing and preserving of fruits and vegetables	S	S	S	S

Table 10 Number of Establishments and Book Value of Intangible Assets by Type for Manufacturing Establishments by Region and Industry Group: Philippines, 2018

(Values are in thousand PhP, except number of establishments. Details may not add-up to total due to rounding and/or statistical disclosure control.)

Continued

2009 PSIC Code	Region / Industry Description	Number of Establishments	Book Value of Intangible Fixed Assets as of 31 December 2018		
			Total	Intangible Non- Produced Assets	Computer Software and Databases
		(1)	(2)	(3)	(4)
C104	Manufacture of vegetable and animal oils and fats	5	-	-	-
C105	Manufacture of dairy products	5	-	-	-
C106	Manufacture of grain mill products, starches and starch products	107	1,470	-	1,470
C107	Manufacture of other food products	444	5,459	5,445	14
C108	Manufacture of prepared animal feeds	3	-	-	-
C110	Manufacture of beverages	282	110	-	110
C131	Spinning, weaving and finishing of textiles	14	-	-	-
C139	Manufacture of other textiles	4	-	-	-
C141	Manufacture of wearing apparel, except fur apparel	17	-	-	-
C142	Custom tailoring and dressmaking	63	-	-	-
C161	Sawmilling and planing of wood	3	-	-	-
C162	Manufacture of products of wood, cork, straw and plaiting materials	14	-	-	-
C181	Printing and service activities related to printing	145	1,521	-	1,521
C192	Manufacture of refined petroleum products	S	S	S	S
C201	Manufacture of basic chemicals	9	-	-	-
C202	Manufacture of other chemical products, n.e.c.	S	S	S	S
C210	Manufacture of pharmaceuticals, medicinal chemical and botanical products	7	-	-	-
C221	Manufacture of rubber products	3	-	-	-
C222	Manufacture of plastics products	21	-	-	-
C231	Manufacture of glass and glass products	4	-	-	-
C239	Manufacture of non-metallic mineral products, n.e.c.	99	276	-	276
C241	Manufacture of basic iron and steel	14	-	-	-
C243	Casting of metals	5	-	-	-
C251	Manufacture of structural metal products, tanks, reservoirs and steam generators	17	-	-	-
C259	Manufacture of other fabricated metal products; metal working service activities	33	-	-	-
C265	Manufacture of measuring, testing, navigating and control equipment; watches and clocks	S	S	S	S
C267	Manufacture of optical instruments and photographic equipment	S	S	S	S
C282	Manufacture of special purpose machinery	3	-	-	-
C293	Manufacture of parts and accessories for motor vehicles	3	-	-	-
C310	Manufacture of furniture	12	-	-	-
C321	Manufacture of jewelry, bijouterie and related articles	5	-	-	-
C329	Other manufacturing, n.e.c.	11	-	-	-
C331	Repair of fabricated metal products, machinery and equipment	16	-	-	-

Table 10 Number of Establishments and Book Value of Intangible Assets by Type for Manufacturing Establishments by Region and Industry Group: Philippines, 2018*(Values are in thousand PhP, except number of establishments. Details may not add-up to total due to rounding and/or statistical disclosure control.)**Continued*

2009 PSIC Code	Region / Industry Description	Number of Establishments	Book Value of Intangible Fixed Assets as of 31 December 2018		
			Total	Intangible Non- Produced Assets	Computer Software and Databases
		(1)	(2)	(3)	(4)
VII - Central Visayas		2,347	337,620	100,673	215,202
C101	Processing and preserving of meat	27	23,355	-	23,355
C102	Processing and preserving of fish, crustaceans and mollusks	34	219	-	219
C103	Processing and preserving of fruits and vegetables	21	77,407	72,327	5,081
C104	Manufacture of vegetable and animal oils and fats	14	6,912	6,912	-
C105	Manufacture of dairy products	6	-	-	-
C106	Manufacture of grain mill products, starches and starch products	71	-	-	-
C107	Manufacture of other food products	758	-	-	-
C108	Manufacture of prepared animal feeds	19	23	-	23
C110	Manufacture of beverages	247	16,405	4,957	11,448
C131	Spinning, weaving and finishing of textiles	4	100	-	100
C139	Manufacture of other textiles	13	-	-	-
C141	Manufacture of wearing apparel, except fur apparel	53	1,342	-	1,342
C142	Custom tailoring and dressmaking	50	-	-	-
C151	Tanning and dressing of leather; manufacture of luggage and handbags	S	S	S	S
C152	Manufacture of footwear	16	18	-	18
C161	Sawmilling and planing of wood	8	-	-	-
C162	Manufacture of products of wood, cork, straw and plaiting materials	15	-	-	-
C170	Manufacture of paper and paper products	19	11,726	1,389	329
C181	Printing and service activities related to printing	268	1,354	168	1,186
C201	Manufacture of basic chemicals	18	13,709	-	13,709
C202	Manufacture of other chemical products, n.e.c.	36	1,703	296	1,407
C210	Manufacture of pharmaceuticals, medicinal chemical and botanical products	4	130	-	130
C221	Manufacture of rubber products	7	33	-	33
C222	Manufacture of plastics products	71	1,472	160	1,312
C231	Manufacture of glass and glass products	7	-	-	-
C239	Manufacture of non-metallic mineral products, n.e.c.	45	10,935	1,478	9,457
C241	Manufacture of basic iron and steel	29	-	-	-
C242	Manufacture of basic precious and other non-ferrous metals	S	S	S	S
C243	Casting of metals	8	5,888	-	5,888
C251	Manufacture of structural metal products, tanks, reservoirs and steam generators	10	-	-	-
C252	Manufacture of weapons and ammunition	S	S	S	S
C259	Manufacture of other fabricated metal products; metal working service activities	50	16,248	-	16,248
C261	Manufacture of electronic components	10	8,449	-	8,449

Table 10 Number of Establishments and Book Value of Intangible Assets by Type for Manufacturing Establishments by Region and Industry Group: Philippines, 2018

(Values are in thousand PhP, except number of establishments. Details may not add-up to total due to rounding and/or statistical disclosure control.)

Continued

2009 PSIC Code	Region / Industry Description	Number of Establishments	Book Value of Intangible Fixed Assets as of 31 December 2018		
			Total	Intangible Non- Produced Assets	Computer Software and Databases
		(1)	(2)	(3)	(4)
C262	Manufacture of computers and peripheral equipment and accessories	S	S	S	S
C263	Manufacture of communication equipment	S	S	S	S
C264	Manufacture of consumer electronics	3	3,402	-	3,402
C265	Manufacture of measuring, testing, navigating and control equipment; watches and clocks	5	2,991	-	2,991
C267	Manufacture of optical instruments and photographic equipment	12	6,801	-	6,603
C271	Manufacture of electric motors, generators, transformers and electricity distribution and control apparatus	7	3,361	-	3,361
C273	Manufacture of wiring and wiring devices	S	S	S	S
C274	Manufacture of electric lighting equipment	4	3	-	3
C275	Manufacture of domestic appliances	S	S	S	S
C279	Manufacture of other electrical equipment	S	S	S	S
C281	Manufacture of general purpose machinery	5	312	-	312
C282	Manufacture of special purpose machinery	5	-	-	-
C291	Manufacture of motor vehicles	10	-	-	-
C293	Manufacture of parts and accessories for motor vehicles	8	-	-	-
C301	Building of ships and boats	13	56	-	56
C309	Manufacture of transport equipment, n.e.c.	3	2,270	-	2,270
C310	Manufacture of furniture	173	51,312	45	39,730
C321	Manufacture of jewelry, bijouterie and related articles	37	12,981	12,942	39
C322	Manufacture of musical instruments	S	S	S	S
C323	Manufacture of sports goods	S	S	S	S
C324	Manufacture of games and toys	S	S	S	S
C325	Manufacture of medical and dental instruments and supplies	15	43,121	-	43,121
C329	Other manufacturing, n.e.c.	24	-	-	-
C331	Repair of fabricated metal products, machinery and equipment	66	558	-	558
VIII - Eastern Visayas		1,415	20,446	11	20,435
C101	Processing and preserving of meat	S	S	S	S
C102	Processing and preserving of fish, crustaceans and mollusks	8	-	-	-
C103	Processing and preserving of fruits and vegetables	5	-	-	-
C104	Manufacture of vegetable and animal oils and fats	7	-	-	-
C105	Manufacture of dairy products	S	S	S	S
C106	Manufacture of grain mill products, starches and starch products	100	-	-	-
C107	Manufacture of other food products	646	18,785	-	18,785

Table 10 Number of Establishments and Book Value of Intangible Assets by Type for Manufacturing Establishments by Region and Industry Group: Philippines, 2018*(Values are in thousand PhP, except number of establishments. Details may not add-up to total due to rounding and/or statistical disclosure control.)**Continued*

2009 PSIC Code	Region / Industry Description	Number of Establishments	Book Value of Intangible Fixed Assets as of 31 December 2018		
			Total	Intangible Non- Produced Assets	Computer Software and Databases
		(1)	(2)	(3)	(4)
C110	Manufacture of beverages	365	1,649	-	1,649
C131	Spinning, weaving and finishing of textiles	4	-	-	-
C139	Manufacture of other textiles	S	S	S	S
C141	Manufacture of wearing apparel, except fur apparel	8	-	-	-
C142	Custom tailoring and dressmaking	34	-	-	-
C162	Manufacture of products of wood, cork, straw and plaiting materials	13	-	-	-
C170	Manufacture of paper and paper products	7	-	-	-
C181	Printing and service activities related to printing	76	-	-	-
C201	Manufacture of basic chemicals	7	-	-	-
C210	Manufacture of pharmaceuticals, medicinal chemical and botanical products	S	S	S	S
C222	Manufacture of plastics products	9	-	-	-
C231	Manufacture of glass and glass products	6	-	-	-
C239	Manufacture of non-metallic mineral products, n.e.c.	38	-	-	-
C241	Manufacture of basic iron and steel	3	-	-	-
C242	Manufacture of basic precious and other non-ferrous metals	S	S	S	S
C243	Casting of metals	S	S	S	S
C251	Manufacture of structural metal products, tanks, reservoirs and steam generators	5	-	-	-
C259	Manufacture of other fabricated metal products; metal working service activities	38	-	-	-
C273	Manufacture of wiring and wiring devices	S	S	S	S
C282	Manufacture of special purpose machinery	S	S	S	S
C310	Manufacture of furniture	4	-	-	-
C321	Manufacture of jewelry, bijouterie and related articles	5	-	-	-
C329	Other manufacturing, n.e.c.	12	11	11	-
C331	Repair of fabricated metal products, machinery and equipment	6	-	-	-
IX - Zamboanga Peninsula		1,278	102,006	7,545	6,595
C101	Processing and preserving of meat	12	-	-	-
C102	Processing and preserving of fish, crustaceans and mollusks	29	95,411	7,545	-
C104	Manufacture of vegetable and animal oils and fats	6	-	-	-
C105	Manufacture of dairy products	4	-	-	-
C106	Manufacture of grain mill products, starches and starch products	133	-	-	-
C107	Manufacture of other food products	649	-	-	-
C108	Manufacture of prepared animal feeds	S	S	S	S
C110	Manufacture of beverages	151	-	-	-
C139	Manufacture of other textiles	S	S	S	S

Table 10 Number of Establishments and Book Value of Intangible Assets by Type for Manufacturing Establishments by Region and Industry Group: Philippines, 2018

(Values are in thousand PhP, except number of establishments. Details may not add-up to total due to rounding and/or statistical disclosure control.)

Continued

2009 PSIC Code	Region / Industry Description	Number of Establishments	Book Value of Intangible Fixed Assets as of 31 December 2018		
			Total	Intangible Non- Produced Assets	Computer Software and Databases
		(1)	(2)	(3)	(4)
C142	Custom tailoring and dressmaking	37	-	-	-
C161	Sawmilling and planing of wood	4	-	-	-
C162	Manufacture of products of wood, cork, straw and plaiting materials	S	S	S	S
C181	Printing and service activities related to printing	81	-	-	-
C221	Manufacture of rubber products	5	280	-	280
C222	Manufacture of plastics products	8	-	-	-
C231	Manufacture of glass and glass products	4	-	-	-
C239	Manufacture of non-metallic mineral products, n.e.c.	36	-	-	-
C241	Manufacture of basic iron and steel	5	-	-	-
C251	Manufacture of structural metal products, tanks, reservoirs and steam generators	12	-	-	-
C259	Manufacture of other fabricated metal products; metal working service activities	23	6,315	-	6,315
C310	Manufacture of furniture	26	-	-	-
C321	Manufacture of jewelry, bijouterie and related articles	S	S	S	S
C329	Other manufacturing, n.e.c.	4	-	-	-
C331	Repair of fabricated metal products, machinery and equipment	44	-	-	-
	X - Northern Mindanao	1,124	274,517	263,403	10,748
C101	Processing and preserving of meat	23	-	-	-
C102	Processing and preserving of fish, crustaceans and mollusks	S	S	S	S
C103	Processing and preserving of fruits and vegetables	15	-	-	-
C104	Manufacture of vegetable and animal oils and fats	9	-	-	-
C105	Manufacture of dairy products	6	-	-	-
C106	Manufacture of grain mill products, starches and starch products	36	1,006	1,006	-
C107	Manufacture of other food products	409	22,726	17,014	5,347
C108	Manufacture of prepared animal feeds	7	-	-	-
C110	Manufacture of beverages	182	2,767	2,269	499
C131	Spinning, weaving and finishing of textiles	3	-	-	-
C139	Manufacture of other textiles	5	-	-	-
C141	Manufacture of wearing apparel, except fur apparel	10	-	-	-
C142	Custom tailoring and dressmaking	43	-	-	-
C152	Manufacture of footwear	4	-	-	-
C161	Sawmilling and planing of wood	15	-	-	-
C162	Manufacture of products of wood, cork, straw and plaiting materials	14	-	-	-
C170	Manufacture of paper and paper products	6	-	-	-

Table 10 Number of Establishments and Book Value of Intangible Assets by Type for Manufacturing Establishments by Region and Industry Group: Philippines, 2018

(Values are in thousand PhP, except number of establishments. Details may not add-up to total due to rounding and/or statistical disclosure control.)

Continued

2009 PSIC Code	Region / Industry Description	Number of Establishments	Book Value of Intangible Fixed Assets as of 31 December 2018		
			Total	Intangible Non- Produced Assets	Computer Software and Databases
		(1)	(2)	(3)	(4)
C181	Printing and service activities related to printing	92	-	-	-
C192	Manufacture of refined petroleum products	3	-	-	-
C201	Manufacture of basic chemicals	11	3,027	-	3,027
C202	Manufacture of other chemical products, n.e.c.	4	67,845	66,736	1,109
C210	Manufacture of pharmaceuticals, medicinal chemical and botanical products	S	S	S	S
C221	Manufacture of rubber products	S	S	S	S
C222	Manufacture of plastics products	22	529	-	529
C231	Manufacture of glass and glass products	3	-	-	-
C239	Manufacture of non-metallic mineral products, n.e.c.	38	176,388	176,378	9
C241	Manufacture of basic iron and steel	10	-	-	-
C243	Casting of metals	3	-	-	-
C251	Manufacture of structural metal products, tanks, reservoirs and steam generators	26	-	-	-
C259	Manufacture of other fabricated metal products; metal working service activities	17	-	-	-
C264	Manufacture of consumer electronics	S	S	S	S
C271	Manufacture of electric motors, generators, transformers and electricity distribution and control apparatus	S	S	S	S
C281	Manufacture of general purpose machinery	S	S	S	S
C282	Manufacture of special purpose machinery	S	S	S	S
C291	Manufacture of motor vehicles	3	-	-	-
C293	Manufacture of parts and accessories for motor vehicles	3	-	-	-
C310	Manufacture of furniture	39	-	-	-
C321	Manufacture of jewelry, bijouterie and related articles	S	S	S	S
C324	Manufacture of games and toys	S	S	S	S
C329	Other manufacturing, n.e.c.	S	S	S	S
C331	Repair of fabricated metal products, machinery and equipment	49	-	-	-
XI - Davao Region		1,478	833,344	799,987	19,716
C101	Processing and preserving of meat	13	-	-	-
C102	Processing and preserving of fish, crustaceans and mollusks	5	-	-	-
C103	Processing and preserving of fruits and vegetables	13	41,468	38,746	2,722
C104	Manufacture of vegetable and animal oils and fats	17	-	-	-
C105	Manufacture of dairy products	5	-	-	-
C106	Manufacture of grain mill products, starches and starch products	131	-	-	-

Table 10 Number of Establishments and Book Value of Intangible Assets by Type for Manufacturing Establishments by Region and Industry Group: Philippines, 2018

(Values are in thousand PhP, except number of establishments. Details may not add-up to total due to rounding and/or statistical disclosure control.)

Continued

2009 PSIC Code	Region / Industry Description	Number of Establishments	Book Value of Intangible Fixed Assets as of 31 December 2018		
			Total	Intangible Non- Produced Assets	Computer Software and Databases
		(1)	(2)	(3)	(4)
C107	Manufacture of other food products	430	3,144	1,226	315
C108	Manufacture of prepared animal feeds	7	-	-	-
C110	Manufacture of beverages	270	283,925	269,249	14,676
C120	Manufacture of tobacco products	S	S	S	S
C139	Manufacture of other textiles	19	4,624	4,624	-
C141	Manufacture of wearing apparel, except fur apparel	23	-	-	-
C142	Custom tailoring and dressmaking	41	-	-	-
C152	Manufacture of footwear	5	-	-	-
C161	Sawmilling and planing of wood	3	-	-	-
C162	Manufacture of products of wood, cork, straw and plaiting materials	31	-	-	-
C170	Manufacture of paper and paper products	15	14,499	1,605	1,329
C181	Printing and service activities related to printing	123	452	-	-
C192	Manufacture of refined petroleum products	S	S	S	S
C201	Manufacture of basic chemicals	22	-	-	-
C202	Manufacture of other chemical products, n.e.c.	8	-	-	-
C210	Manufacture of pharmaceuticals, medicinal chemical and botanical products	8	-	-	-
C221	Manufacture of rubber products	4	-	-	-
C222	Manufacture of plastics products	42	669	-	649
C231	Manufacture of glass and glass products	4	-	-	-
C239	Manufacture of non-metallic mineral products, n.e.c.	46	484,518	484,492	26
C241	Manufacture of basic iron and steel	11	-	-	-
C242	Manufacture of basic precious and other non-ferrous metals	3	-	-	-
C243	Casting of metals	S	S	S	S
C251	Manufacture of structural metal products, tanks, reservoirs and steam generators	15	-	-	-
C252	Manufacture of weapons and ammunition	S	S	S	S
C259	Manufacture of other fabricated metal products; metal working service activities	10	-	-	-
C265	Manufacture of measuring, testing, navigating and control equipment; watches and clocks	S	S	S	S
C271	Manufacture of electric motors, generators, transformers and electricity distribution and control apparatus	S	S	S	S
C275	Manufacture of domestic appliances	3	-	-	-
C281	Manufacture of general purpose machinery	4	-	-	-
C282	Manufacture of special purpose machinery	26	-	-	-
C291	Manufacture of motor vehicles	S	S	S	S
C293	Manufacture of parts and accessories for motor vehicles	3	-	-	-
C301	Building of ships and boats	S	S	S	S

Table 10 Number of Establishments and Book Value of Intangible Assets by Type for Manufacturing Establishments by Region and Industry Group: Philippines, 2018

(Values are in thousand PhP, except number of establishments. Details may not add-up to total due to rounding and/or statistical disclosure control.)

Continued

2009 PSIC Code	Region / Industry Description	Number of Establishments	Book Value of Intangible Fixed Assets as of 31 December 2018		
			Total	Intangible Non- Produced Assets	Computer Software and Databases
		(1)	(2)	(3)	(4)
C310	Manufacture of furniture	48	-	-	-
C321	Manufacture of jewelry, bijouterie and related articles	5	-	-	-
C329	Other manufacturing, n.e.c.	11	-	-	-
C331	Repair of fabricated metal products, machinery and equipment	44	45	45	-
	XII - SOCCSKSARGEN	1,220	5,956	-	5,956
C101	Processing and preserving of meat	6	-	-	-
C102	Processing and preserving of fish, crustaceans and mollusks	24	2,102	-	2,102
C103	Processing and preserving of fruits and vegetables	S	S	S	S
C104	Manufacture of vegetable and animal oils and fats	7	933	-	933
C105	Manufacture of dairy products	3	-	-	-
C106	Manufacture of grain mill products, starches and starch products	180	-	-	-
C107	Manufacture of other food products	390	-	-	-
C108	Manufacture of prepared animal feeds	3	-	-	-
C110	Manufacture of beverages	250	-	-	-
C131	Spinning, weaving and finishing of textiles	6	-	-	-
C139	Manufacture of other textiles	3	-	-	-
C141	Manufacture of wearing apparel, except fur apparel	13	-	-	-
C142	Custom tailoring and dressmaking	51	-	-	-
C161	Sawmilling and planing of wood	7	-	-	-
C162	Manufacture of products of wood, cork, straw and plaiting materials	8	-	-	-
C170	Manufacture of paper and paper products	4	331	-	331
C181	Printing and service activities related to printing	107	-	-	-
C192	Manufacture of refined petroleum products	S	S	S	S
C201	Manufacture of basic chemicals	10	-	-	-
C202	Manufacture of other chemical products, n.e.c.	S	S	S	S
C221	Manufacture of rubber products	S	S	S	S
C222	Manufacture of plastics products	S	S	S	S
C231	Manufacture of glass and glass products	S	S	S	S
C239	Manufacture of non-metallic mineral products, n.e.c.	32	-	-	-
C241	Manufacture of basic iron and steel	12	-	-	-
C243	Casting of metals	S	S	S	S
C251	Manufacture of structural metal products, tanks, reservoirs and steam generators	13	-	-	-
C259	Manufacture of other fabricated metal products; metal working service activities	42	2,416	-	2,416
C301	Building of ships and boats	S	S	S	S

Table 10 Number of Establishments and Book Value of Intangible Assets by Type for Manufacturing Establishments by Region and Industry Group: Philippines, 2018

(Values are in thousand PhP, except number of establishments. Details may not add-up to total due to rounding and/or statistical disclosure control.)

Continued

2009 PSIC Code	Region / Industry Description	Number of Establishments	Book Value of Intangible Fixed Assets as of 31 December 2018		
			Total	Intangible Non- Produced Assets	Computer Software and Databases
		(1)	(2)	(3)	(4)
C310	Manufacture of furniture	10	-	-	-
C323	Manufacture of sports goods	S	S	S	S
C331	Repair of fabricated metal products, machinery and equipment	29	174	-	174
XIII - Caraga		1,050	22,318	62	22,256
C101	Processing and preserving of meat	9	-	-	-
C102	Processing and preserving of fish, crustaceans and mollusks	S	S	S	S
C103	Processing and preserving of fruits and vegetables	S	S	S	S
C104	Manufacture of vegetable and animal oils and fats	5	5,654	-	5,654
C106	Manufacture of grain mill products, starches and starch products	46	-	-	-
C107	Manufacture of other food products	498	62	62	-
C108	Manufacture of prepared animal feeds	4	-	-	-
C110	Manufacture of beverages	167	-	-	-
C139	Manufacture of other textiles	3	-	-	-
C141	Manufacture of wearing apparel, except fur apparel	3	-	-	-
C142	Custom tailoring and dressmaking	22	-	-	-
C161	Sawmilling and planing of wood	7	-	-	-
C162	Manufacture of products of wood, cork, straw and plaiting materials	10	-	-	-
C181	Printing and service activities related to printing	86	4,186	-	4,186
C201	Manufacture of basic chemicals	S	S	S	S
C202	Manufacture of other chemical products, n.e.c.	13	-	-	-
C231	Manufacture of glass and glass products	S	S	S	S
C239	Manufacture of non-metallic mineral products, n.e.c.	35	-	-	-
C241	Manufacture of basic iron and steel	3	-	-	-
C242	Manufacture of basic precious and other non-ferrous metals	S	S	S	S
C259	Manufacture of other fabricated metal products; metal working service activities	32	-	-	-
C275	Manufacture of domestic appliances	3	-	-	-
C301	Building of ships and boats	S	S	S	S
C309	Manufacture of transport equipment, n.e.c.	7	-	-	-
C310	Manufacture of furniture	29	-	-	-
C321	Manufacture of jewelry, bijouterie and related articles	9	-	-	-
C324	Manufacture of games and toys	3	-	-	-
C329	Other manufacturing, n.e.c.	12	-	-	-
C331	Repair of fabricated metal products, machinery and equipment	34	-	-	-

Table 10 Number of Establishments and Book Value of Intangible Assets by Type for Manufacturing Establishments by Region and Industry Group: Philippines, 2018*(Values are in thousand PhP, except number of establishments. Details may not add-up to total due to rounding and/or statistical disclosure control.)**Continued*

2009 PSIC Code	Region / Industry Description	Number of Establishments	Book Value of Intangible Fixed Assets as of 31 December 2018		
			Total	Intangible Non- Produced Assets	Computer Software and Databases
		(1)	(2)	(3)	(4)
	Autonomous Region in Muslim Mindanao	343	-	-	-
C104	Manufacture of vegetable and animal oils and fats	S	S	S	S
C106	Manufacture of grain mill products, starches and starch products	46	-	-	-
C107	Manufacture of other food products	83	-	-	-
C108	Manufacture of prepared animal feeds	3	-	-	-
C110	Manufacture of beverages	124	-	-	-
C142	Custom tailoring and dressmaking	22	-	-	-
C181	Printing and service activities related to printing	46	-	-	-
C221	Manufacture of rubber products	S	S	S	S
C239	Manufacture of non-metallic mineral products, n.e.c.	7	-	-	-
C251	Manufacture of structural metal products, tanks, reservoirs and steam generators	5	-	-	-
C310	Manufacture of furniture	5	-	-	-

Table 10 Number of Establishments and Book Value of Intangible Assets by Type for Manufacturing Establishments by Region and Industry Group: Philippines, 2018

(Values are in thousand PhP, except number of establishments. Details may not add-up to total due to rounding and/or statistical disclosure control.)

Continued

2009 PSIC Code	Region / Industry Description	Book Value of Intangible Fixed Assets as of 31 December 2018		
		Entertainment, Literary and Artistics Originals	Research and Development	Other Intangible Assets
		(5)	(6)	(7)
	Philippines	1,015	69,880	10,214,332
C101	Processing and preserving of meat	-	5	4
C102	Processing and preserving of fish, crustaceans and mollusks	-	-	606,109
C103	Processing and preserving of fruits and vegetables	-	745	-
C104	Manufacture of vegetable and animal oils and fats	-	-	-
C105	Manufacture of dairy products	-	-	1,122
C106	Manufacture of grain mill products, starches and starch products	-	-	-
C107	Manufacture of other food products	366	1,603	30,202
C108	Manufacture of prepared animal feeds	-	-	-
C110	Manufacture of beverages	-	-	38,766
C120	Manufacture of tobacco products	-	-	4,014,575
C131	Spinning, weaving and finishing of textiles	-	-	-
C139	Manufacture of other textiles	-	120	-
C141	Manufacture of wearing apparel, except fur apparel	-	-	-
C142	Custom tailoring and dressmaking	-	-	-
C143	Manufacture of knitted and crocheted apparel	-	-	1,229
C151	Tanning and dressing of leather; manufacture of luggage and handbags	-	-	-
C152	Manufacture of footwear	-	-	-
C161	Sawmilling and planing of wood	-	-	-
C162	Manufacture of products of wood, cork, straw and plaiting materials	-	-	168,454
C170	Manufacture of paper and paper products	-	66,923	1,136
C181	Printing and service activities related to printing	452	-	-
C182	Reproduction of recorded media	-	-	-
C192	Manufacture of refined petroleum products	-	-	-
C199	Manufacture of other fuel products	-	-	-
C201	Manufacture of basic chemicals	-	-	-
C202	Manufacture of other chemical products, n.e.c.	-	68	16,156
C203	Manufacture of man-made fibers	S	S	S
C210	Manufacture of pharmaceuticals, medicinal chemical and botanical products	-	-	17,382
C221	Manufacture of rubber products	-	-	148,737
C222	Manufacture of plastics products	-	-	11,407
C231	Manufacture of glass and glass products	-	-	-
C239	Manufacture of non-metallic mineral products, n.e.c.	-	-	-
C241	Manufacture of basic iron and steel	-	-	-
C242	Manufacture of basic precious and other non-ferrous metals	-	-	628,464

Table 10 Number of Establishments and Book Value of Intangible Assets by Type for Manufacturing Establishments by Region and Industry Group: Philippines, 2018

(Values are in thousand PhP, except number of establishments. Details may not add-up to total due to rounding and/or statistical disclosure control.)

Continued

2009 PSIC Code	Region / Industry Description	Book Value of Intangible Fixed Assets as of 31 December 2018		
		Entertainment, Literary and Artistics Originals	Research and Development	Other Intangible Assets
		(5)	(6)	(7)
C243	Casting of metals	-	-	-
C251	Manufacture of structural metal products, tanks, reservoirs and steam generators	-	-	780
C252	Manufacture of weapons and ammunition	-	-	-
C259	Manufacture of other fabricated metal products; metal working service activities	-	-	29,153
C261	Manufacture of electronic components	-	-	-
C262	Manufacture of computers and peripheral equipment and accessories	-	-	-
C263	Manufacture of communication equipment	-	-	-
C264	Manufacture of consumer electronics	-	-	-
C265	Manufacture of measuring, testing, navigating and control equipment; watches and clocks	-	-	-
C267	Manufacture of optical instruments and photographic equipment	198	-	-
C271	Manufacture of electric motors, generators, transformers and electricity distribution and control apparatus	-	-	-
C272	Manufacture of batteries and	-	-	-
C273	Manufacture of wiring and wiring devices	-	-	-
C274	Manufacture of electric lighting equipment	-	-	-
C275	Manufacture of domestic appliances	-	-	-
C279	Manufacture of other electrical equipment	-	-	-
C281	Manufacture of general purpose	-	-	1,064,609
C282	Manufacture of special purpose machinery	-	-	-
C291	Manufacture of motor vehicles	-	-	553
C292	Manufacture of bodies (coachwork) for motor vehicles; manufacture of trailers and semi-trailers	-	-	-
C293	Manufacture of parts and accessories for motor vehicles	-	-	-
C301	Building of ships and boats	-	-	-
C302	Manufacture of railway locomotive and rolling stock	S	S	S
C303	Manufacture of air and spacecraft and related machinery	-	-	3,412,927
C309	Manufacture of transport equipment, n.e.c.	-	-	-
C310	Manufacture of furniture	-	417	14,939
C321	Manufacture of jewelry, bijouterie and related articles	-	-	-
C322	Manufacture of musical instruments	-	-	-
C323	Manufacture of sports goods	-	-	-
C324	Manufacture of games and toys	-	-	1,807
C325	Manufacture of medical and dental instruments and supplies	-	-	50
C329	Other manufacturing, n.e.c.	-	-	-
C331	Repair of fabricated metal products, machinery and equipment	-	-	5,771

Table 10 Number of Establishments and Book Value of Intangible Assets by Type for Manufacturing Establishments by Region and Industry Group: Philippines, 2018

(Values are in thousand PhP, except number of establishments. Details may not add-up to total due to rounding and/or statistical disclosure control.)

Continued

2009 PSIC Code	Region / Industry Description	Book Value of Intangible Fixed Assets as of 31 December 2018		
		Entertainment, Literary and Artistics Originals	Research and Development	Other Intangible Assets
		(5)	(6)	(7)
C332	Installation of industrial machinery and equipment	-	-	-
	National Capital Region	-	45,777	3,312,058
C101	Processing and preserving of meat	-	-	-
C102	Processing and preserving of fish, crustaceans and mollusks	-	-	385,347
C103	Processing and preserving of fruits and vegetables	-	-	-
C104	Manufacture of vegetable and animal oils and fats	-	-	-
C105	Manufacture of dairy products	-	-	-
C106	Manufacture of grain mill products, starches and starch products	-	-	-
C107	Manufacture of other food products	-	-	4,530
C108	Manufacture of prepared animal feeds	-	-	-
C110	Manufacture of beverages	-	-	37
C120	Manufacture of tobacco products	-	-	2,743,714
C131	Spinning, weaving and finishing of textiles	-	-	-
C139	Manufacture of other textiles	-	-	-
C141	Manufacture of wearing apparel, except fur apparel	-	-	-
C142	Custom tailoring and dressmaking	-	-	-
C143	Manufacture of knitted and crocheted apparel	-	-	1,229
C151	Tanning and dressing of leather; manufacture of luggage and handbags	-	-	-
C152	Manufacture of footwear	-	-	-
C161	Sawmilling and planing of wood	-	-	-
C162	Manufacture of products of wood, cork, straw and plaiting materials	-	-	-
C170	Manufacture of paper and paper products	-	45,709	776
C181	Printing and service activities related to printing	-	-	-
C192	Manufacture of refined petroleum products	-	-	-
C199	Manufacture of other fuel products	S	S	S
C201	Manufacture of basic chemicals	-	-	-
C202	Manufacture of other chemical products, n.e.c.	-	68	-
C203	Manufacture of man-made fibers	S	S	S
C210	Manufacture of pharmaceuticals, medicinal chemical and botanical products	-	-	-
C221	Manufacture of rubber products	-	-	148,737
C222	Manufacture of plastics products	-	-	5,844
C231	Manufacture of glass and glass products	-	-	-
C239	Manufacture of non-metallic mineral products, n.e.c.	-	-	-
C241	Manufacture of basic iron and steel	-	-	-

Table 10 Number of Establishments and Book Value of Intangible Assets by Type for Manufacturing Establishments by Region and Industry Group: Philippines, 2018*(Values are in thousand PhP, except number of establishments. Details may not add-up to total due to rounding and/or statistical disclosure control.)**Continued*

2009 PSIC Code	Region / Industry Description	Book Value of Intangible Fixed Assets as of 31 December 2018		
		Entertainment, Literary and Artistics Originals	Research and Development	Other Intangible Assets
		(5)	(6)	(7)
C242	Manufacture of basic precious and other non-ferrous metals	-	-	-
C243	Casting of metals	-	-	-
C251	Manufacture of structural metal products, tanks, reservoirs and steam generators	-	-	780
C252	Manufacture of weapons and ammunition	-	-	-
C259	Manufacture of other fabricated metal products; metal working service activities	-	-	21,014
C261	Manufacture of electronic components	-	-	-
C262	Manufacture of computers and peripheral equipment and accessories	S	S	S
C264	Manufacture of consumer electronics	-	-	-
C265	Manufacture of measuring, testing, navigating and control equipment; watches and clocks	-	-	-
C267	Manufacture of optical instruments and photographic equipment	S	S	S
C271	Manufacture of electric motors, generators, transformers and electricity distribution and control apparatus	-	-	-
C272	Manufacture of batteries and	S	S	S
C273	Manufacture of wiring and wiring devices	-	-	-
C274	Manufacture of electric lighting equipment	-	-	-
C275	Manufacture of domestic appliances	-	-	-
C279	Manufacture of other electrical equipment	-	-	-
C281	Manufacture of general purpose	-	-	-
C282	Manufacture of special purpose machinery	-	-	-
C291	Manufacture of motor vehicles	-	-	-
C292	Manufacture of bodies (coachwork) for motor vehicles; manufacture of trailers and semi-trailers	-	-	-
C293	Manufacture of parts and accessories for motor vehicles	-	-	-
C301	Building of ships and boats	-	-	-
C303	Manufacture of air and spacecraft and related machinery	S	S	S
C309	Manufacture of transport equipment, n.e.c.	-	-	-
C310	Manufacture of furniture	-	-	-
C321	Manufacture of jewelry, bijouterie and related articles	-	-	-
C322	Manufacture of musical instruments	S	S	S
C323	Manufacture of sports goods	-	-	-
C324	Manufacture of games and toys	-	-	-
C325	Manufacture of medical and dental instruments and supplies	-	-	50
C329	Other manufacturing, n.e.c.	-	-	-
C331	Repair of fabricated metal products, machinery and equipment	-	-	-

Table 10 Number of Establishments and Book Value of Intangible Assets by Type for Manufacturing Establishments by Region and Industry Group: Philippines, 2018

(Values are in thousand PhP, except number of establishments. Details may not add-up to total due to rounding and/or statistical disclosure control.)

Continued

2009 PSIC Code	Region / Industry Description	Book Value of Intangible Fixed Assets as of 31 December 2018		
		Entertainment, Literary and Artistics Originals	Research and Development	Other Intangible Assets
		(5)	(6)	(7)
C332	Installation of industrial machinery and equipment	-	-	-
	Cordillera Administrative Region	-	-	1,120
C101	Processing and preserving of meat	-	-	-
C102	Processing and preserving of fish, crustaceans and mollusks	-	-	-
C103	Processing and preserving of fruits and vegetables	-	-	-
C105	Manufacture of dairy products	S	S	S
C106	Manufacture of grain mill products, starches and starch products	-	-	-
C107	Manufacture of other food products	-	-	-
C110	Manufacture of beverages	-	-	-
C131	Spinning, weaving and finishing of textiles	-	-	-
C139	Manufacture of other textiles	-	-	-
C141	Manufacture of wearing apparel, except fur apparel	S	S	S
C142	Custom tailoring and dressmaking	-	-	-
C162	Manufacture of products of wood, cork, straw and plaiting materials	-	-	-
C181	Printing and service activities related to printing	-	-	-
C201	Manufacture of basic chemicals	-	-	-
C221	Manufacture of rubber products	-	-	-
C222	Manufacture of plastics products	S	S	S
C231	Manufacture of glass and glass products	S	S	S
C239	Manufacture of non-metallic mineral products, n.e.c.	-	-	-
C241	Manufacture of basic iron and steel	-	-	-
C251	Manufacture of structural metal products, tanks, reservoirs and steam generators	-	-	-
C259	Manufacture of other fabricated metal products; metal working service activities	-	-	-
C261	Manufacture of electronic components	S	S	S
C303	Manufacture of air and spacecraft and related machinery	S	S	S
C310	Manufacture of furniture	-	-	-
C321	Manufacture of jewelry, bijouterie and related articles	S	S	S
	I - Ilocos Region	-	-	-
C101	Processing and preserving of meat	-	-	-
C102	Processing and preserving of fish, crustaceans and mollusks	-	-	-
C103	Processing and preserving of fruits and vegetables	-	-	-

Table 10 Number of Establishments and Book Value of Intangible Assets by Type for Manufacturing Establishments by Region and Industry Group: Philippines, 2018

(Values are in thousand PhP, except number of establishments. Details may not add-up to total due to rounding and/or statistical disclosure control.)

Continued

2009 PSIC Code	Region / Industry Description	Book Value of Intangible Fixed Assets as of 31 December 2018		
		Entertainment, Literary and Artistics Originals	Research and Development	Other Intangible Assets
		(5)	(6)	(7)
C105	Manufacture of dairy products	S	S	S
C106	Manufacture of grain mill products, starches and starch products	-	-	-
C107	Manufacture of other food products	-	-	-
C108	Manufacture of prepared animal feeds	-	-	-
C110	Manufacture of beverages	-	-	-
C120	Manufacture of tobacco products	S	S	S
C131	Spinning, weaving and finishing of textiles	-	-	-
C141	Manufacture of wearing apparel, except fur apparel	-	-	-
C142	Custom tailoring and dressmaking	-	-	-
C152	Manufacture of footwear	-	-	-
C162	Manufacture of products of wood, cork, straw and plaiting materials	-	-	-
C170	Manufacture of paper and paper products	-	-	-
C181	Printing and service activities related to printing	-	-	-
C201	Manufacture of basic chemicals	-	-	-
C210	Manufacture of pharmaceuticals, medicinal chemical and botanical products	S	S	S
C221	Manufacture of rubber products	-	-	-
C231	Manufacture of glass and glass products	-	-	-
C239	Manufacture of non-metallic mineral products, n.e.c.	-	-	-
C241	Manufacture of basic iron and steel	-	-	-
C251	Manufacture of structural metal products, tanks, reservoirs and steam generators	-	-	-
C259	Manufacture of other fabricated metal products; metal working service activities	-	-	-
C273	Manufacture of wiring and wiring devices	S	S	S
C282	Manufacture of special purpose machinery	S	S	S
C292	Manufacture of bodies (coachwork) for motor vehicles; manufacture of trailers and semi-trailers	-	-	-
C293	Manufacture of parts and accessories for motor vehicles	-	-	-
C309	Manufacture of transport equipment, n.e.c.	-	-	-
C321	Manufacture of jewelry, bijouterie and related articles	S	S	S
C324	Manufacture of games and toys	S	S	S
C329	Other manufacturing, n.e.c.	-	-	-
C331	Repair of fabricated metal products, machinery and equipment	-	-	-
II - Cagayan Valley		-	-	3
C101	Processing and preserving of meat	-	-	-
C102	Processing and preserving of fish, crustaceans and mollusks	-	-	-

Table 10 Number of Establishments and Book Value of Intangible Assets by Type for Manufacturing Establishments by Region and Industry Group: Philippines, 2018

(Values are in thousand PhP, except number of establishments. Details may not add-up to total due to rounding and/or statistical disclosure control.)

Continued

2009 PSIC Code	Region / Industry Description	Book Value of Intangible Fixed Assets as of 31 December 2018		
		Entertainment, Literary and Artistics Originals	Research and Development	Other Intangible Assets
		(5)	(6)	(7)
C103	Processing and preserving of fruits and vegetables	-	-	-
C104	Manufacture of vegetable and animal oils and fats	S	S	S
C105	Manufacture of dairy products	-	-	3
C106	Manufacture of grain mill products, starches and starch products	-	-	-
C107	Manufacture of other food products	-	-	-
C108	Manufacture of prepared animal feeds	-	-	-
C110	Manufacture of beverages	-	-	-
C120	Manufacture of tobacco products	-	-	-
C131	Spinning, weaving and finishing of textiles	-	-	-
C139	Manufacture of other textiles	-	-	-
C142	Custom tailoring and dressmaking	-	-	-
C151	Tanning and dressing of leather; manufacture of luggage and handbags	-	-	-
C162	Manufacture of products of wood, cork, straw and plaiting materials	-	-	-
C181	Printing and service activities related to printing	-	-	-
C182	Reproduction of recorded media	-	-	-
C199	Manufacture of other fuel products	S	S	S
C201	Manufacture of basic chemicals	S	S	S
C222	Manufacture of plastics products	-	-	-
C239	Manufacture of non-metallic mineral products, n.e.c.	-	-	-
C241	Manufacture of basic iron and steel	-	-	-
C251	Manufacture of structural metal products, tanks, reservoirs and steam generators	-	-	-
C252	Manufacture of weapons and ammunition	S	S	S
C259	Manufacture of other fabricated metal products; metal working service activities	-	-	-
C279	Manufacture of other electrical equipment	-	-	-
C282	Manufacture of special purpose machinery	-	-	-
C310	Manufacture of furniture	-	-	-
C321	Manufacture of jewelry, bijouterie and related articles	-	-	-
C329	Other manufacturing, n.e.c.	S	S	S
C331	Repair of fabricated metal products, machinery and equipment	-	-	-
	III - Central Luzon	-	37	185,311
C101	Processing and preserving of meat	-	-	4
C102	Processing and preserving of fish, crustaceans and mollusks	-	-	-
C103	Processing and preserving of fruits and vegetables	-	37	-

Table 10 Number of Establishments and Book Value of Intangible Assets by Type for Manufacturing Establishments by Region and Industry Group: Philippines, 2018*(Values are in thousand PhP, except number of establishments. Details may not add-up to total due to rounding and/or statistical disclosure control.)**Continued*

2009 PSIC Code	Region / Industry Description	Book Value of Intangible Fixed Assets as of 31 December 2018		
		Entertainment, Literary and Artistics Originals	Research and Development	Other Intangible Assets
		(5)	(6)	(7)
C104	Manufacture of vegetable and animal oils and fats	-	-	-
C105	Manufacture of dairy products	-	-	-
C106	Manufacture of grain mill products, starches and starch products	-	-	-
C107	Manufacture of other food products	-	-	10,512
C108	Manufacture of prepared animal feeds	-	-	-
C110	Manufacture of beverages	-	-	-
C120	Manufacture of tobacco products	S	S	S
C131	Spinning, weaving and finishing of textiles	-	-	-
C139	Manufacture of other textiles	-	-	-
C141	Manufacture of wearing apparel, except fur apparel	-	-	-
C142	Custom tailoring and dressmaking	-	-	-
C143	Manufacture of knitted and crocheted apparel	-	-	-
C151	Tanning and dressing of leather; manufacture of luggage and handbags	-	-	-
C152	Manufacture of footwear	-	-	-
C161	Sawmilling and planing of wood	S	S	S
C162	Manufacture of products of wood, cork, straw and plaiting materials	-	-	168,454
C170	Manufacture of paper and paper products	-	-	-
C181	Printing and service activities related to printing	-	-	-
C192	Manufacture of refined petroleum products	-	-	-
C201	Manufacture of basic chemicals	-	-	-
C202	Manufacture of other chemical products, n.e.c.	-	-	-
C210	Manufacture of pharmaceuticals, medicinal chemical and botanical products	-	-	-
C221	Manufacture of rubber products	-	-	-
C222	Manufacture of plastics products	-	-	-
C231	Manufacture of glass and glass products	-	-	-
C239	Manufacture of non-metallic mineral products, n.e.c.	-	-	-
C241	Manufacture of basic iron and steel	-	-	-
C242	Manufacture of basic precious and other non-ferrous metals	-	-	-
C243	Casting of metals	-	-	-
C251	Manufacture of structural metal products, tanks, reservoirs and steam generators	-	-	-
C259	Manufacture of other fabricated metal products; metal working service activities	-	-	-
C261	Manufacture of electronic components	-	-	-
C262	Manufacture of computers and peripheral equipment and accessories	-	-	-
C263	Manufacture of communication equipment	S	S	S
C264	Manufacture of consumer electronics	-	-	-

Table 10 Number of Establishments and Book Value of Intangible Assets by Type for Manufacturing Establishments by Region and Industry Group: Philippines, 2018

(Values are in thousand PhP, except number of establishments. Details may not add-up to total due to rounding and/or statistical disclosure control.)

Continued

2009 PSIC Code	Region / Industry Description	Book Value of Intangible Fixed Assets as of 31 December 2018		
		Entertainment, Literary and Artistics Originals	Research and Development	Other Intangible Assets
		(5)	(6)	(7)
C265	Manufacture of measuring, testing, navigating and control equipment; watches and clocks	-	-	-
C271	Manufacture of electric motors, generators, transformers and electricity distribution and control apparatus	-	-	-
C272	Manufacture of batteries and	S	S	S
C273	Manufacture of wiring and wiring devices	-	-	-
C274	Manufacture of electric lighting equipment	-	-	-
C275	Manufacture of domestic appliances	-	-	-
C279	Manufacture of other electrical equipment	-	-	-
C281	Manufacture of general purpose	-	-	-
C282	Manufacture of special purpose machinery	-	-	-
C291	Manufacture of motor vehicles	-	-	-
C292	Manufacture of bodies (coachwork) for motor vehicles; manufacture of trailers and semi-trailers	S	S	S
C293	Manufacture of parts and accessories for motor vehicles	-	-	-
C301	Building of ships and boats	S	S	S
C303	Manufacture of air and spacecraft and related machinery	-	-	-
C309	Manufacture of transport equipment, n.e.c.	-	-	-
C310	Manufacture of furniture	-	-	570
C321	Manufacture of jewelry, bijouterie and related articles	-	-	-
C322	Manufacture of musical instruments	S	S	S
C323	Manufacture of sports goods	-	-	-
C324	Manufacture of games and toys	-	-	-
C325	Manufacture of medical and dental instruments and supplies	-	-	-
C329	Other manufacturing, n.e.c.	-	-	-
C331	Repair of fabricated metal products, machinery and equipment	-	-	5,771
C332	Installation of industrial machinery and equipment	S	S	S
	IVA - CALABARZON	-	528	5,988,009
C101	Processing and preserving of meat	-	-	-
C102	Processing and preserving of fish, crustaceans and mollusks	-	-	132,896
C103	Processing and preserving of fruits and vegetables	-	528	-
C104	Manufacture of vegetable and animal oils and fats	-	-	-
C105	Manufacture of dairy products	-	-	-
C106	Manufacture of grain mill products, starches and starch products	-	-	-

Table 10 Number of Establishments and Book Value of Intangible Assets by Type for Manufacturing Establishments by Region and Industry Group: Philippines, 2018

(Values are in thousand PhP, except number of establishments. Details may not add-up to total due to rounding and/or statistical disclosure control.)

Continued

2009 PSIC Code	Region / Industry Description	Book Value of Intangible Fixed Assets as of 31 December 2018		
		Entertainment, Literary and Artistics Originals	Research and Development	Other Intangible Assets
		(5)	(6)	(7)
C107	Manufacture of other food products	-	-	15,160
C108	Manufacture of prepared animal feeds	-	-	-
C110	Manufacture of beverages	-	-	38,729
C120	Manufacture of tobacco products	-	-	1,270,861
C131	Spinning, weaving and finishing of textiles	-	-	-
C139	Manufacture of other textiles	-	-	-
C141	Manufacture of wearing apparel, except	-	-	-
C142	Custom tailoring and dressmaking	-	-	-
C143	Manufacture of knitted and crocheted	-	-	-
C151	Tanning and dressing of leather;	-	-	-
C152	Manufacture of footwear	-	-	-
C161	Sawmilling and planing of wood	S	S	S
C162	Manufacture of products of wood, cork,	-	-	-
C170	Manufacture of paper and paper products	-	-	-
C181	Printing and service activities related to printing	-	-	-
C182	Reproduction of recorded media	S	S	S
C192	Manufacture of refined petroleum products	S	S	S
C199	Manufacture of other fuel products	S	S	S
C201	Manufacture of basic chemicals	-	-	-
C202	Manufacture of other chemical products, n.e.c.	-	-	16,156
C210	Manufacture of pharmaceuticals, medicinal chemical and botanical products	-	-	17,382
C221	Manufacture of rubber products	-	-	-
C222	Manufacture of plastics products	-	-	5,542
C231	Manufacture of glass and glass products	-	-	-
C239	Manufacture of non-metallic mineral products, n.e.c.	-	-	-
C241	Manufacture of basic iron and steel	-	-	-
C242	Manufacture of basic precious and other non-ferrous metals	-	-	-
C243	Casting of metals	-	-	-
C251	Manufacture of structural metal products, tanks, reservoirs and steam generators	-	-	-
C252	Manufacture of weapons and ammunition	S	S	S
C259	Manufacture of other fabricated metal products; metal working service activities	-	-	8,138
C261	Manufacture of electronic components	-	-	-
C262	Manufacture of computers and peripheral equipment and accessories	-	-	-
C263	Manufacture of communication equipment	-	-	-
C264	Manufacture of consumer electronics	-	-	-
C265	Manufacture of measuring, testing, navigating and control equipment; watches and clocks	-	-	-
C267	Manufacture of optical instruments and photographic equipment	-	-	-

Table 10 Number of Establishments and Book Value of Intangible Assets by Type for Manufacturing Establishments by Region and Industry Group: Philippines, 2018

(Values are in thousand PhP, except number of establishments. Details may not add-up to total due to rounding and/or statistical disclosure control.)

Continued

2009 PSIC Code	Region / Industry Description	Book Value of Intangible Fixed Assets as of 31 December 2018		
		Entertainment, Literary and Artistics Originals	Research and Development	Other Intangible Assets
		(5)	(6)	(7)
C271	Manufacture of electric motors, generators, transformers and electricity distribution and control apparatus	-	-	-
C272	Manufacture of batteries and	S	S	S
C273	Manufacture of wiring and wiring devices	-	-	-
C274	Manufacture of electric lighting equipment	-	-	-
C275	Manufacture of domestic appliances	-	-	-
C279	Manufacture of other electrical equipment	-	-	-
C281	Manufacture of general purpose	-	-	1,064,609
C282	Manufacture of special purpose machinery	-	-	-
C291	Manufacture of motor vehicles	-	-	553
C292	Manufacture of bodies (coachwork) for motor vehicles; manufacture of trailers and semi-trailers	-	-	-
C293	Manufacture of parts and accessories for motor vehicles	-	-	-
C301	Building of ships and boats	-	-	-
C302	Manufacture of railway locomotive and rolling stock	S	S	S
C303	Manufacture of air and spacecraft and related machinery	S	S	S
C309	Manufacture of transport equipment, n.e.c.	-	-	-
C310	Manufacture of furniture	-	-	3,248
C321	Manufacture of jewelry, bijouterie and related articles	-	-	-
C322	Manufacture of musical instruments	S	S	S
C323	Manufacture of sports goods	-	-	-
C324	Manufacture of games and toys	-	-	1,807
C325	Manufacture of medical and dental instruments and supplies	-	-	-
C329	Other manufacturing, n.e.c.	-	-	-
C331	Repair of fabricated metal products, machinery and equipment	-	-	-
C332	Installation of industrial machinery and equipment	S	S	S
	MIMAROPA	-	-	-
C101	Processing and preserving of meat	-	-	-
C102	Processing and preserving of fish, crustaceans and mollusks	S	S	S
C103	Processing and preserving of fruits and vegetables	S	S	S
C104	Manufacture of vegetable and animal oils and fats	-	-	-
C105	Manufacture of dairy products	-	-	-
C106	Manufacture of grain mill products, starches and starch products	-	-	-
C107	Manufacture of other food products	-	-	-

Table 10 Number of Establishments and Book Value of Intangible Assets by Type for Manufacturing Establishments by Region and Industry Group: Philippines, 2018

(Values are in thousand PhP, except number of establishments. Details may not add-up to total due to rounding and/or statistical disclosure control.)

Continued

2009 PSIC Code	Region / Industry Description	Book Value of Intangible Fixed Assets as of 31 December 2018		
		Entertainment, Literary and Artistics Originals	Research and Development	Other Intangible Assets
		(5)	(6)	(7)
C110	Manufacture of beverages	-	-	-
C131	Spinning, weaving and finishing of textiles	-	-	-
C141	Manufacture of wearing apparel, except fur apparel	-	-	-
C142	Custom tailoring and dressmaking	-	-	-
C151	Tanning and dressing of leather; manufacture of luggage and handbags	-	-	-
C161	Sawmilling and planing of wood	-	-	-
C162	Manufacture of products of wood, cork, straw and plaiting materials	-	-	-
C181	Printing and service activities related to printing	-	-	-
C201	Manufacture of basic chemicals	-	-	-
C202	Manufacture of other chemical products, n.e.c.	S	S	S
C210	Manufacture of pharmaceuticals, medicinal chemical and botanical products	S	S	S
C222	Manufacture of plastics products	-	-	-
C239	Manufacture of non-metallic mineral products, n.e.c.	-	-	-
C241	Manufacture of basic iron and steel	-	-	-
C242	Manufacture of basic precious and other non-ferrous metals	S	S	S
C259	Manufacture of other fabricated metal products; metal working service activities	-	-	-
C282	Manufacture of special purpose machinery	S	S	S
C310	Manufacture of furniture	-	-	-
C331	Repair of fabricated metal products, machinery and equipment	-	-	-
	V - Bicol Region	-	305	628,464
C101	Processing and preserving of meat	-	5	-
C102	Processing and preserving of fish, crustaceans and mollusks	-	-	-
C103	Processing and preserving of fruits and vegetables	-	180	-
C104	Manufacture of vegetable and animal oils and fats	-	-	-
C105	Manufacture of dairy products	-	-	-
C106	Manufacture of grain mill products, starches and starch products	-	-	-
C107	Manufacture of other food products	-	-	-
C108	Manufacture of prepared animal feeds	-	-	-
C110	Manufacture of beverages	-	-	-
C120	Manufacture of tobacco products	S	S	S
C131	Spinning, weaving and finishing of textiles	-	-	-
C139	Manufacture of other textiles	-	120	-

Table 10 Number of Establishments and Book Value of Intangible Assets by Type for Manufacturing Establishments by Region and Industry Group: Philippines, 2018

(Values are in thousand PhP, except number of establishments. Details may not add-up to total due to rounding and/or statistical disclosure control.)

Continued

2009 PSIC Code	Region / Industry Description	Book Value of Intangible Fixed Assets as of 31 December 2018		
		Entertainment, Literary and Artistics Originals	Research and Development	Other Intangible Assets
		(5)	(6)	(7)
C141	Manufacture of wearing apparel, except fur apparel	-	-	-
C142	Custom tailoring and dressmaking	-	-	-
C151	Tanning and dressing of leather; manufacture of luggage and handbags	-	-	-
C152	Manufacture of footwear	-	-	-
C162	Manufacture of products of wood, cork, straw and plaiting materials	-	-	-
C170	Manufacture of paper and paper products	-	-	-
C181	Printing and service activities related to printing	-	-	-
C201	Manufacture of basic chemicals	-	-	-
C210	Manufacture of pharmaceuticals, medicinal chemical and botanical products	-	-	-
C231	Manufacture of glass and glass products	S	S	S
C239	Manufacture of non-metallic mineral products, n.e.c.	-	-	-
C241	Manufacture of basic iron and steel	-	-	-
C242	Manufacture of basic precious and other non-ferrous metals	S	S	S
C251	Manufacture of structural metal products, tanks, reservoirs and steam generators	-	-	-
C259	Manufacture of other fabricated metal products; metal working service activities	-	-	-
C281	Manufacture of general purpose	-	-	-
C282	Manufacture of special purpose machinery	-	-	-
C293	Manufacture of parts and accessories for motor vehicles	-	-	-
C310	Manufacture of furniture	-	-	-
C329	Other manufacturing, n.e.c.	-	-	-
C331	Repair of fabricated metal products, machinery and equipment	-	-	-
	VI - Western Visayas	-	-	-
C101	Processing and preserving of meat	-	-	-
C102	Processing and preserving of fish, crustaceans and mollusks	-	-	-
C103	Processing and preserving of fruits and vegetables	S	S	S
C104	Manufacture of vegetable and animal oils and fats	-	-	-
C105	Manufacture of dairy products	-	-	-
C106	Manufacture of grain mill products, starches and starch products	-	-	-
C107	Manufacture of other food products	-	-	-
C108	Manufacture of prepared animal feeds	-	-	-
C110	Manufacture of beverages	-	-	-
C131	Spinning, weaving and finishing of textiles	-	-	-

Table 10 Number of Establishments and Book Value of Intangible Assets by Type for Manufacturing Establishments by Region and Industry Group: Philippines, 2018

(Values are in thousand PhP, except number of establishments. Details may not add-up to total due to rounding and/or statistical disclosure control.)

Continued

2009 PSIC Code	Region / Industry Description	Book Value of Intangible Fixed Assets as of 31 December 2018		
		Entertainment, Literary and Artistics Originals	Research and Development	Other Intangible Assets
		(5)	(6)	(7)
C139	Manufacture of other textiles	-	-	-
C141	Manufacture of wearing apparel, except fur apparel	-	-	-
C142	Custom tailoring and dressmaking	-	-	-
C161	Sawmilling and planing of wood	-	-	-
C162	Manufacture of products of wood, cork, straw and plaiting materials	-	-	-
C181	Printing and service activities related to printing	-	-	-
C192	Manufacture of refined petroleum products	S	S	S
C201	Manufacture of basic chemicals	-	-	-
C202	Manufacture of other chemical products, n.e.c.	S	S	S
C210	Manufacture of pharmaceuticals, medicinal chemical and botanical products	-	-	-
C221	Manufacture of rubber products	-	-	-
C222	Manufacture of plastics products	-	-	-
C231	Manufacture of glass and glass products	-	-	-
C239	Manufacture of non-metallic mineral products, n.e.c.	-	-	-
C241	Manufacture of basic iron and steel	-	-	-
C243	Casting of metals	-	-	-
C251	Manufacture of structural metal products, tanks, reservoirs and steam generators	-	-	-
C259	Manufacture of other fabricated metal products; metal working service activities	-	-	-
C265	Manufacture of measuring, testing, navigating and control equipment; watches and clocks	S	S	S
C267	Manufacture of optical instruments and photographic equipment	S	S	S
C282	Manufacture of special purpose machinery	-	-	-
C293	Manufacture of parts and accessories for motor vehicles	-	-	-
C310	Manufacture of furniture	-	-	-
C321	Manufacture of jewelry, bijouterie and related articles	-	-	-
C329	Other manufacturing, n.e.c.	-	-	-
C331	Repair of fabricated metal products, machinery and equipment	-	-	-
	VII - Central Visayas	198	10,258	11,288
C101	Processing and preserving of meat	-	-	-
C102	Processing and preserving of fish, crustaceans and mollusks	-	-	-
C103	Processing and preserving of fruits and vegetables	-	-	-

Table 10 Number of Establishments and Book Value of Intangible Assets by Type for Manufacturing Establishments by Region and Industry Group: Philippines, 2018

(Values are in thousand PhP, except number of establishments. Details may not add-up to total due to rounding and/or statistical disclosure control.)

Continued

2009 PSIC Code	Region / Industry Description	Book Value of Intangible Fixed Assets as of 31 December 2018		
		Entertainment, Literary and Artistics Originals	Research and Development	Other Intangible Assets
		(5)	(6)	(7)
C104	Manufacture of vegetable and animal oils and fats	-	-	-
C105	Manufacture of dairy products	-	-	-
C106	Manufacture of grain mill products, starches and starch products	-	-	-
C107	Manufacture of other food products	-	-	-
C108	Manufacture of prepared animal feeds	-	-	-
C110	Manufacture of beverages	-	-	-
C131	Spinning, weaving and finishing of textiles	-	-	-
C139	Manufacture of other textiles	-	-	-
C141	Manufacture of wearing apparel, except fur apparel	-	-	-
C142	Custom tailoring and dressmaking	-	-	-
C151	Tanning and dressing of leather; manufacture of luggage and handbags	S	S	S
C152	Manufacture of footwear	-	-	-
C161	Sawmilling and planing of wood	-	-	-
C162	Manufacture of products of wood, cork, straw and plaiting materials	-	-	-
C170	Manufacture of paper and paper products	-	9,842	167
C181	Printing and service activities related to printing	-	-	-
C201	Manufacture of basic chemicals	-	-	-
C202	Manufacture of other chemical products, n.e.c.	-	-	-
C210	Manufacture of pharmaceuticals, medicinal chemical and botanical products	-	-	-
C221	Manufacture of rubber products	-	-	-
C222	Manufacture of plastics products	-	-	-
C231	Manufacture of glass and glass products	-	-	-
C239	Manufacture of non-metallic mineral products, n.e.c.	-	-	-
C241	Manufacture of basic iron and steel	-	-	-
C242	Manufacture of basic precious and other non-ferrous metals	S	S	S
C243	Casting of metals	-	-	-
C251	Manufacture of structural metal products, tanks, reservoirs and steam generators	-	-	-
C252	Manufacture of weapons and ammunition	S	S	S
C259	Manufacture of other fabricated metal products; metal working service activities	-	-	-
C261	Manufacture of electronic components	-	-	-
C262	Manufacture of computers and peripheral equipment and accessories	S	S	S
C263	Manufacture of communication equipment	S	S	S
C264	Manufacture of consumer electronics	-	-	-
C265	Manufacture of measuring, testing, navigating and control equipment; watches and clocks	-	-	-

Table 10 Number of Establishments and Book Value of Intangible Assets by Type for Manufacturing Establishments by Region and Industry Group: Philippines, 2018

(Values are in thousand PhP, except number of establishments. Details may not add-up to total due to rounding and/or statistical disclosure control.)

Continued

2009 PSIC Code	Region / Industry Description	Book Value of Intangible Fixed Assets as of 31 December 2018		
		Entertainment, Literary and Artistics Originals	Research and Development	Other Intangible Assets
		(5)	(6)	(7)
C267	Manufacture of optical instruments and photographic equipment	198	-	-
C271	Manufacture of electric motors, generators, transformers and electricity distribution and control apparatus	-	-	-
C273	Manufacture of wiring and wiring devices	S	S	S
C274	Manufacture of electric lighting equipment	-	-	-
C275	Manufacture of domestic appliances	S	S	S
C279	Manufacture of other electrical equipment	S	S	S
C281	Manufacture of general purpose machinery	-	-	-
C282	Manufacture of special purpose machinery	-	-	-
C291	Manufacture of motor vehicles	-	-	-
C293	Manufacture of parts and accessories for motor vehicles	-	-	-
C301	Building of ships and boats	-	-	-
C309	Manufacture of transport equipment, n.e.c.	-	-	-
C310	Manufacture of furniture	-	417	11,121
C321	Manufacture of jewelry, bijouterie and related articles	-	-	-
C322	Manufacture of musical instruments	S	S	S
C323	Manufacture of sports goods	S	S	S
C324	Manufacture of games and toys	S	S	S
C325	Manufacture of medical and dental instruments and supplies	-	-	-
C329	Other manufacturing, n.e.c.	-	-	-
C331	Repair of fabricated metal products, machinery and equipment	-	-	-
	VIII - Eastern Visayas	-	-	-
C101	Processing and preserving of meat	S	S	S
C102	Processing and preserving of fish, crustaceans and mollusks	-	-	-
C103	Processing and preserving of fruits and vegetables	-	-	-
C104	Manufacture of vegetable and animal oils and fats	-	-	-
C105	Manufacture of dairy products	S	S	S
C106	Manufacture of grain mill products, starches and starch products	-	-	-
C107	Manufacture of other food products	-	-	-
C110	Manufacture of beverages	-	-	-
C131	Spinning, weaving and finishing of textiles	-	-	-
C139	Manufacture of other textiles	S	S	S
C141	Manufacture of wearing apparel, except fur apparel	-	-	-
C142	Custom tailoring and dressmaking	-	-	-

Table 10 Number of Establishments and Book Value of Intangible Assets by Type for Manufacturing Establishments by Region and Industry Group: Philippines, 2018

(Values are in thousand PhP, except number of establishments. Details may not add-up to total due to rounding and/or statistical disclosure control.)

Continued

2009 PSIC Code	Region / Industry Description	Book Value of Intangible Fixed Assets as of 31 December 2018		
		Entertainment, Literary and Artistics Originals	Research and Development	Other Intangible Assets
		(5)	(6)	(7)
C162	Manufacture of products of wood, cork, straw and plaiting materials	-	-	-
C170	Manufacture of paper and paper products	-	-	-
C181	Printing and service activities related to printing	-	-	-
C201	Manufacture of basic chemicals	-	-	-
C210	Manufacture of pharmaceuticals, medicinal chemical and botanical products	S	S	S
C222	Manufacture of plastics products	-	-	-
C231	Manufacture of glass and glass products	-	-	-
C239	Manufacture of non-metallic mineral products, n.e.c.	-	-	-
C241	Manufacture of basic iron and steel	-	-	-
C242	Manufacture of basic precious and other non-ferrous metals	S	S	S
C243	Casting of metals	S	S	S
C251	Manufacture of structural metal products, tanks, reservoirs and steam generators	-	-	-
C259	Manufacture of other fabricated metal products; metal working service activities	-	-	-
C273	Manufacture of wiring and wiring devices	S	S	S
C282	Manufacture of special purpose machinery	S	S	S
C310	Manufacture of furniture	-	-	-
C321	Manufacture of jewelry, bijouterie and related articles	-	-	-
C329	Other manufacturing, n.e.c.	-	-	-
C331	Repair of fabricated metal products, machinery and equipment	-	-	-
	IX - Zamboanga Peninsula	-	-	87,866
C101	Processing and preserving of meat	-	-	-
C102	Processing and preserving of fish, crustaceans and mollusks	-	-	87,866
C104	Manufacture of vegetable and animal oils and fats	-	-	-
C105	Manufacture of dairy products	-	-	-
C106	Manufacture of grain mill products, starches and starch products	-	-	-
C107	Manufacture of other food products	-	-	-
C108	Manufacture of prepared animal feeds	S	S	S
C110	Manufacture of beverages	-	-	-
C139	Manufacture of other textiles	S	S	S
C142	Custom tailoring and dressmaking	-	-	-
C161	Sawmilling and planing of wood	-	-	-
C162	Manufacture of products of wood, cork, straw and plaiting materials	-	-	-
C181	Printing and service activities related to printing	-	-	-

Table 10 Number of Establishments and Book Value of Intangible Assets by Type for Manufacturing Establishments by Region and Industry Group: Philippines, 2018

(Values are in thousand PhP, except number of establishments. Details may not add-up to total due to rounding and/or statistical disclosure control.)

Continued

2009 PSIC Code	Region / Industry Description	Book Value of Intangible Fixed Assets as of 31 December 2018		
		Entertainment, Literary and Artistics Originals	Research and Development	Other Intangible Assets
		(5)	(6)	(7)
C221	Manufacture of rubber products	-	-	-
C222	Manufacture of plastics products	-	-	-
C231	Manufacture of glass and glass products	-	-	-
C239	Manufacture of non-metallic mineral products, n.e.c.	-	-	-
C241	Manufacture of basic iron and steel	-	-	-
C251	Manufacture of structural metal products, tanks, reservoirs and steam generators	-	-	-
C259	Manufacture of other fabricated metal products; metal working service activities	-	-	-
C310	Manufacture of furniture	-	-	-
C321	Manufacture of jewelry, bijouterie and related articles	S	S	S
C329	Other manufacturing, n.e.c.	-	-	-
C331	Repair of fabricated metal products, machinery and equipment	-	-	-
	X - Northern Mindanao	366	-	-
C101	Processing and preserving of meat	-	-	-
C102	Processing and preserving of fish, crustaceans and mollusks	S	S	S
C103	Processing and preserving of fruits and vegetables	-	-	-
C104	Manufacture of vegetable and animal oils and fats	-	-	-
C105	Manufacture of dairy products	-	-	-
C106	Manufacture of grain mill products, starches and starch products	-	-	-
C107	Manufacture of other food products	366	-	-
C108	Manufacture of prepared animal feeds	-	-	-
C110	Manufacture of beverages	-	-	-
C131	Spinning, weaving and finishing of textiles	-	-	-
C139	Manufacture of other textiles	-	-	-
C141	Manufacture of wearing apparel, except fur apparel	-	-	-
C142	Custom tailoring and dressmaking	-	-	-
C152	Manufacture of footwear	-	-	-
C161	Sawmilling and planing of wood	-	-	-
C162	Manufacture of products of wood, cork, straw and plaiting materials	-	-	-
C170	Manufacture of paper and paper products	-	-	-
C181	Printing and service activities related to printing	-	-	-
C192	Manufacture of refined petroleum products	-	-	-
C201	Manufacture of basic chemicals	-	-	-
C202	Manufacture of other chemical products, n.e.c.	-	-	-

Table 10 Number of Establishments and Book Value of Intangible Assets by Type for Manufacturing Establishments by Region and Industry Group: Philippines, 2018

(Values are in thousand PhP, except number of establishments. Details may not add-up to total due to rounding and/or statistical disclosure control.)

Continued

2009 PSIC Code	Region / Industry Description	Book Value of Intangible Fixed Assets as of 31 December 2018		
		Entertainment, Literary and Artistics Originals	Research and Development	Other Intangible Assets
		(5)	(6)	(7)
C210	Manufacture of pharmaceuticals, medicinal chemical and botanical products	S	S	S
C221	Manufacture of rubber products	S	S	S
C222	Manufacture of plastics products	-	-	-
C231	Manufacture of glass and glass products	-	-	-
C239	Manufacture of non-metallic mineral products, n.e.c.	-	-	-
C241	Manufacture of basic iron and steel	-	-	-
C243	Casting of metals	-	-	-
C251	Manufacture of structural metal products, tanks, reservoirs and steam generators	-	-	-
C259	Manufacture of other fabricated metal products; metal working service activities	-	-	-
C264	Manufacture of consumer electronics	S	S	S
C271	Manufacture of electric motors, generators, transformers and electricity distribution and control apparatus	S	S	S
C281	Manufacture of general purpose machinery	S	S	S
C282	Manufacture of special purpose machinery	S	S	S
C291	Manufacture of motor vehicles	-	-	-
C293	Manufacture of parts and accessories for motor vehicles	-	-	-
C310	Manufacture of furniture	-	-	-
C321	Manufacture of jewelry, bijouterie and related articles	S	S	S
C324	Manufacture of games and toys	S	S	S
C329	Other manufacturing, n.e.c.	S	S	S
C331	Repair of fabricated metal products, machinery and equipment	-	-	-
	XI - Davao Region	452	12,976	213
C101	Processing and preserving of meat	-	-	-
C102	Processing and preserving of fish, crustaceans and mollusks	-	-	-
C103	Processing and preserving of fruits and vegetables	-	-	-
C104	Manufacture of vegetable and animal oils and fats	-	-	-
C105	Manufacture of dairy products	-	-	-
C106	Manufacture of grain mill products, starches and starch products	-	-	-
C107	Manufacture of other food products	-	1,603	-
C108	Manufacture of prepared animal feeds	-	-	-
C110	Manufacture of beverages	-	-	-
C120	Manufacture of tobacco products	S	S	S
C139	Manufacture of other textiles	-	-	-
C141	Manufacture of wearing apparel, except fur apparel	-	-	-

Table 10 Number of Establishments and Book Value of Intangible Assets by Type for Manufacturing Establishments by Region and Industry Group: Philippines, 2018

(Values are in thousand PhP, except number of establishments. Details may not add-up to total due to rounding and/or statistical disclosure control.)

Continued

2009 PSIC Code	Region / Industry Description	Book Value of Intangible Fixed Assets as of 31 December 2018		
		Entertainment, Literary and Artistics Originals	Research and Development	Other Intangible Assets
		(5)	(6)	(7)
C142	Custom tailoring and dressmaking	-	-	-
C152	Manufacture of footwear	-	-	-
C161	Sawmilling and planing of wood	-	-	-
C162	Manufacture of products of wood, cork, straw and plaiting materials	-	-	-
C170	Manufacture of paper and paper products	-	11,372	193
C181	Printing and service activities related to printing	452	-	-
C192	Manufacture of refined petroleum products	S	S	S
C201	Manufacture of basic chemicals	-	-	-
C202	Manufacture of other chemical products, n.e.c.	-	-	-
C210	Manufacture of pharmaceuticals, medicinal chemical and botanical products	-	-	-
C221	Manufacture of rubber products	-	-	-
C222	Manufacture of plastics products	-	-	20
C231	Manufacture of glass and glass products	-	-	-
C239	Manufacture of non-metallic mineral products, n.e.c.	-	-	-
C241	Manufacture of basic iron and steel	-	-	-
C242	Manufacture of basic precious and other non-ferrous metals	-	-	-
C243	Casting of metals	S	S	S
C251	Manufacture of structural metal products, tanks, reservoirs and steam generators	-	-	-
C252	Manufacture of weapons and ammunition	S	S	S
C259	Manufacture of other fabricated metal products; metal working service activities	-	-	-
C265	Manufacture of measuring, testing, navigating and control equipment; watches and clocks	S	S	S
C271	Manufacture of electric motors, generators, transformers and electricity distribution and control apparatus	S	S	S
C275	Manufacture of domestic appliances	-	-	-
C281	Manufacture of general purpose machinery	-	-	-
C282	Manufacture of special purpose machinery	-	-	-
C291	Manufacture of motor vehicles	S	S	S
C293	Manufacture of parts and accessories for motor vehicles	-	-	-
C301	Building of ships and boats	S	S	S
C310	Manufacture of furniture	-	-	-
C321	Manufacture of jewelry, bijouterie and related articles	-	-	-
C329	Other manufacturing, n.e.c.	-	-	-
C331	Repair of fabricated metal products, machinery and equipment	-	-	-

Table 10 Number of Establishments and Book Value of Intangible Assets by Type for Manufacturing Establishments by Region and Industry Group: Philippines, 2018

(Values are in thousand PhP, except number of establishments. Details may not add-up to total due to rounding and/or statistical disclosure control.)

Continued

2009 PSIC Code	Region / Industry Description	Book Value of Intangible Fixed Assets as of 31 December 2018		
		Entertainment, Literary and Artistics Originals	Research and Development	Other Intangible Assets
		(5)	(6)	(7)
	XII - SOCCSKSARGEN	-	-	-
C101	Processing and preserving of meat	-	-	-
C102	Processing and preserving of fish, crustaceans and mollusks	-	-	-
C103	Processing and preserving of fruits and vegetables	S	S	S
C104	Manufacture of vegetable and animal oils and fats	-	-	-
C105	Manufacture of dairy products	-	-	-
C106	Manufacture of grain mill products, starches and starch products	-	-	-
C107	Manufacture of other food products	-	-	-
C108	Manufacture of prepared animal feeds	-	-	-
C110	Manufacture of beverages	-	-	-
C131	Spinning, weaving and finishing of textiles	-	-	-
C108	Manufacture of prepared animal feeds	-	-	-
C110	Manufacture of beverages	-	-	-
C139	Manufacture of other textiles	-	-	-
C141	Manufacture of wearing apparel, except fur apparel	-	-	-
C142	Custom tailoring and dressmaking	-	-	-
C161	Sawmilling and planing of wood	-	-	-
C162	Manufacture of products of wood, cork, straw and plaiting materials	-	-	-
C181	Printing and service activities related to printing	-	-	-
C201	Manufacture of basic chemicals	S	S	S
C202	Manufacture of other chemical products, n.e.c.	-	-	-
C231	Manufacture of glass and glass products	S	S	S
C239	Manufacture of non-metallic mineral products, n.e.c.	-	-	-
C241	Manufacture of basic iron and steel	-	-	-
C242	Manufacture of basic precious and other non-ferrous metals	S	S	S
C259	Manufacture of other fabricated metal products; metal working service activities	-	-	-
C275	Manufacture of domestic appliances	-	-	-
C301	Building of ships and boats	S	S	S
C309	Manufacture of transport equipment, n.e.c.	-	-	-
C310	Manufacture of furniture	-	-	-
C321	Manufacture of jewelry, bijouterie and related articles	-	-	-
C324	Manufacture of games and toys	-	-	-
C329	Other manufacturing, n.e.c.	-	-	-
C331	Repair of fabricated metal products, machinery and equipment	-	-	-

Table 10 Number of Establishments and Book Value of Intangible Assets by Type for Manufacturing Establishments by Region and Industry Group: Philippines, 2018

(Values are in thousand PhP, except number of establishments. Details may not add-up to total due to rounding and/or statistical disclosure control.)

Concluded

2009 PSIC Code	Region / Industry Description	Book Value of Intangible Fixed Assets as of 31 December 2018		
		Entertainment, Literary and Artistics Originals	Research and Development	Other Intangible Assets
		(5)	(6)	(7)
	Autonomous Region in Muslim Mindanao	-	-	-
C104	Manufacture of vegetable and animal oils and fats	S	S	S
C106	Manufacture of grain mill products, starches and starch products	-	-	-
C107	Manufacture of other food products	-	-	-
C108	Manufacture of prepared animal feeds	-	-	-
C110	Manufacture of beverages	-	-	-
C142	Custom tailoring and dressmaking	-	-	-
C181	Printing and service activities related to printing	-	-	-
C221	Manufacture of rubber products	S	S	S
C239	Manufacture of non-metallic mineral products, n.e.c.	-	-	-
C251	Manufacture of structural metal products, tanks, reservoirs and steam generators	-	-	-
C310	Manufacture of furniture	-	-	-

Notes: "-" - zero value

S - suppressed

Source: Philippine Statistics Authority, 2018 Census of Philippine Business and Industry

Table 11 Number of Establishments and Value of Inventories by Type for Manufacturing Establishments by Region and Industry Group: Philippines, 2018*(Values are in thousand PhP, except number of establishments. Details may not add-up to total due to rounding and/or statistical disclosure control.)*

2009 PSIC Code	Region / Industry Description	Number of Establishments	Value of Inventories as of 1 January		
			Total	Finished Products	Work-in-Progress
		(1)	(2)	(3)	(4)
	Philippines	28,968	1,114,799,333	308,007,710	120,428,544
C101	Processing and preserving of meat	299	17,878,694	3,952,485	1,099,876
C102	Processing and preserving of fish, crustaceans and mollusks	278	21,807,240	11,477,177	308,827
C103	Processing and preserving of fruits and vegetables	169	12,790,310	4,847,129	122,415
C104	Manufacture of vegetable and animal oils and fats	140	33,655,990	14,285,428	4,327,922
C105	Manufacture of dairy products	99	34,070,535	1,086,628	3,246,467
C106	Manufacture of grain mill products, starches and starch products	1,701	23,638,114	2,759,083	603,864
C107	Manufacture of other food products	9,084	58,547,390	12,606,215	4,807,344
C108	Manufacture of prepared animal feeds	199	20,313,831	2,532,239	99,475
C110	Manufacture of beverages	3,986	26,420,421	5,945,081	1,659,004
C120	Manufacture of tobacco products	17	11,610,737	3,263,161	303,182
C131	Spinning, weaving and finishing of textiles	125	3,088,161	1,124,897	400,200
C139	Manufacture of other textiles	236	4,793,230	1,952,045	531,316
C141	Manufacture of wearing apparel, except fur apparel	880	12,806,459	5,187,356	2,343,443
C142	Custom tailoring and dressmaking	790	239,269	38,040	28,752
C143	Manufacture of knitted and crocheted apparel	40	3,296,607	1,088,985	102,898
C151	Tanning and dressing of leather; manufacture of luggage and handbags	107	2,496,920	732,348	549,965
C152	Manufacture of footwear	140	2,789,540	1,004,141	428,237
C161	Sawmilling and planing of wood	59	1,208,440	621,465	66,329
C162	Manufacture of products of wood, cork, straw and plaiting materials	333	11,912,366	1,671,761	2,692,442
C170	Manufacture of paper and paper products	330	23,654,761	6,367,204	1,097,710
C181	Printing and service activities related to printing	2,566	5,807,374	560,012	238,606
C182	Reproduction of recorded media	4	30,215	12,317	4,153
C192	Manufacture of refined petroleum products	15	148,278,245	107,208,611	1,583
C199	Manufacture of other fuel products	3	209,743	53,980	3,336
C201	Manufacture of basic chemicals	190	14,109,021	4,798,988	293,598
C202	Manufacture of other chemical products, n.e.c.	357	29,487,176	10,743,488	1,658,770
C203	Manufacture of man-made fibers	S	S	S	S
C210	Manufacture of pharmaceuticals, medicinal chemical and botanical products	117	25,994,736	10,182,081	7,219,829
C221	Manufacture of rubber products	134	5,057,410	1,543,844	383,752
C222	Manufacture of plastics products	834	30,064,988	10,047,528	2,423,931
C231	Manufacture of glass and glass products	104	5,177,572	1,250,457	407,815
C239	Manufacture of non-metallic mineral products, n.e.c.	846	28,336,311	4,374,442	3,644,934
C241	Manufacture of basic iron and steel	319	59,629,178	13,125,274	10,447,876
C241	Manufacture of basic iron and steel	319	59,629,178	13,125,274	10,447,876
C242	Manufacture of basic precious and other non-ferrous metals	26	81,607,636	3,779,905	28,861,990

Continued

Table 11 Number of Establishments and Value of Inventories by Type for Manufacturing Establishments by Region and Industry Group: Philippines, 2018*(Values are in thousand PhP, except number of establishments. Details may not add-up to total due to rounding and/or statistical disclosure control.)**Continued*

2009 PSIC Code	Region / Industry Description	Number of Establishments	Value of Inventories as of 1 January		
			Total	Finished Products	Work-in-Progress
		(1)	(2)	(3)	(4)
C243	Casting of metals	59	2,264,089	666,382	345,817
C251	Manufacture of structural metal products, tanks, reservoirs and steam generators	469	10,414,975	1,716,763	659,943
C252	Manufacture of weapons and ammunition	12	143,777	29,953	42,953
C259	Manufacture of other fabricated metal products; metal working service activities	859	27,188,904	8,239,965	3,020,615
C261	Manufacture of electronic components	138	151,327,619	13,975,848	8,841,554
C262	Manufacture of computers and peripheral equipment and accessories	32	18,859,592	2,965,810	10,409,343
C263	Manufacture of communication equipment	13	1,450,684	172,528	355,707
C264	Manufacture of consumer electronics	27	7,390,845	1,697,583	3,593,046
C265	Manufacture of measuring, testing, navigating and control equipment; watches and clocks	25	1,206,381	250,234	20,500
C267	Manufacture of optical instruments and photographic equipment	24	2,991,926	238,808	544,374
C271	Manufacture of electric motors, generators, transformers and electricity distribution and control apparatus	84	2,997,250	765,176	345,383
C272	Manufacture of batteries and accumulators	6	1,946,298	1,844,990	10,250
C273	Manufacture of wiring and wiring devices	53	6,449,009	1,740,119	524,288
C274	Manufacture of electric lighting equipment	34	2,016,702	452,339	145,849
C275	Manufacture of domestic appliances	36	1,898,827	772,646	84,855
C279	Manufacture of other electrical equipment	35	9,836,476	1,343,729	112,495
C281	Manufacture of general purpose machinery	102	10,883,327	2,396,265	1,490,264
C282	Manufacture of special purpose machinery	162	4,071,245	502,070	1,114,166
C291	Manufacture of motor vehicles	40	5,311,826	1,829,887	65,359
C292	Manufacture of bodies (coachwork) for motor vehicles; manufacture of trailers and semi-trailers	24	1,335,618	307,067	479,804
C293	Manufacture of parts and accessories for motor vehicles	119	26,696,213	3,846,718	1,941,559
C301	Building of ships and boats	29	5,717,245	6,708	1,319,158
C302	Manufacture of railway locomotive and rolling stock	S	S	S	S
C303	Manufacture of air and spacecraft and related machinery	8	13,741,195	1,582,631	1,659,681
C309	Manufacture of transport equipment, n.e.c.	67	14,952,738	5,986,457	165,656
C310	Manufacture of furniture	852	8,328,737	2,055,768	888,092
C321	Manufacture of jewelry, bijouterie and related articles	99	721,910	181,798	139,749
C322	Manufacture of musical instruments	4	10,926	988	4,368
C323	Manufacture of sports goods	17	958,705	86,650	141,719
C324	Manufacture of games and toys	28	665,598	169,192	98,784
C325	Manufacture of medical and dental instruments and supplies	56	6,453,100	1,035,447	1,073,750
C329	Other manufacturing, n.e.c.	204	1,975,250	565,607	196,603
C331	Repair of fabricated metal products, machinery and equipment	712	3,207,456	130,868	123,652

Table 11 Number of Establishments and Value of Inventories by Type for Manufacturing Establishments by Region and Industry Group: Philippines, 2018

(Values are in thousand PhP, except number of establishments. Details may not add-up to total due to rounding and/or statistical disclosure control.)

Continued

2009 PSIC Code	Region / Industry Description	Number of Establishments	Value of Inventories as of 1 January		
			Total	Finished Products	Work-in-Progress
		(1)	(2)	(3)	(4)
C332	Installation of industrial machinery and equipment	6	147,848	-	58,987
	National Capital Region	4,636	226,020,854	68,211,119	19,786,880
C101	Processing and preserving of meat	34	3,584,334	1,065,660	96,984
C102	Processing and preserving of fish, crustaceans and mollusks	29	8,088,940	4,666,027	20,810
C103	Processing and preserving of fruits and vegetables	36	4,887,864	893,307	15,622
C104	Manufacture of vegetable and animal oils and fats	19	15,473,639	7,187,601	60,593
C105	Manufacture of dairy products	26	1,731,412	644,228	25,029
C106	Manufacture of grain mill products, starches and starch products	15	6,928,929	454,402	260,779
C107	Manufacture of other food products	1,002	26,302,776	2,275,474	2,724,304
C108	Manufacture of prepared animal feeds	14	4,104,349	218,007	70,468
C110	Manufacture of beverages	204	4,968,718	961,564	861,175
C120	Manufacture of tobacco products	5	8,234,183	2,027,302	260,515
C131	Spinning, weaving and finishing of textiles	33	1,200,580	439,251	153,874
C139	Manufacture of other textiles	93	2,546,460	1,182,758	165,152
C141	Manufacture of wearing apparel, except fur apparel	325	9,845,097	4,434,507	2,031,300
C142	Custom tailoring and dressmaking	80	71,330	15,169	18,922
C143	Manufacture of knitted and crocheted apparel	21	3,090,848	1,025,050	49,760
C151	Tanning and dressing of leather; manufacture of luggage and handbags	31	539,606	320,360	1,718
C152	Manufacture of footwear	61	1,280,402	665,441	71,539
C161	Sawmilling and planing of wood	5	366,555	202,783	-
C162	Manufacture of products of wood, cork, straw and plaiting materials	29	381,829	55,545	6,137
C170	Manufacture of paper and paper products	154	11,044,740	3,332,244	498,165
C181	Printing and service activities related to printing	656	3,862,766	324,218	176,144
C192	Manufacture of refined petroleum products	4	96,944	57,675	1,583
C199	Manufacture of other fuel products	S	S	S	S
C201	Manufacture of basic chemicals	43	2,349,475	753,991	148,559
C202	Manufacture of other chemical products, n.e.c.	166	11,409,673	5,303,926	449,494
C203	Manufacture of man-made fibers	S	S	S	S
C210	Manufacture of pharmaceuticals, medicinal chemical and botanical products	29	19,900,903	8,491,394	7,007,104
C221	Manufacture of rubber products	53	1,683,056	598,488	9,011
C222	Manufacture of plastics products	350	13,971,815	4,412,155	1,085,045
C231	Manufacture of glass and glass products	31	2,373,377	464,104	178,240
C239	Manufacture of non-metallic mineral products, n.e.c.	65	1,757,700	155,012	10,813
C241	Manufacture of basic iron and steel	82	17,353,534	5,581,472	61,581

Table 11 Number of Establishments and Value of Inventories by Type for Manufacturing Establishments by Region and Industry Group: Philippines, 2018*(Values are in thousand PhP, except number of establishments. Details may not add-up to total due to rounding and/or statistical disclosure control.)**Continued*

2009 PSIC Code	Region / Industry Description	Number of Establishments	Value of Inventories as of 1 January		
			Total	Finished Products	Work-in-Progress
		(1)	(2)	(3)	(4)
C242	Manufacture of basic precious and other non-ferrous metals	4	645,118	449,168	2,975
C243	Casting of metals	18	222,464	100,231	1,466
C251	Manufacture of structural metal products, tanks, reservoirs and steam generators	141	4,664,369	787,260	110,533
C252	Manufacture of weapons and ammunition	4	124,716	25,209	37,334
C259	Manufacture of other fabricated metal products; metal working service activities	168	11,084,666	3,259,761	1,416,336
C261	Manufacture of electronic components	9	2,476,806	374,867	77,115
C262	Manufacture of computers and peripheral equipment and accessories	S	S	S	S
C264	Manufacture of consumer electronics	8	125,243	39,379	10,052
C265	Manufacture of measuring, testing, navigating and control equipment; watches and clocks	8	180,459	99,374	2,262
C267	Manufacture of optical instruments and photographic equipment	S	S	S	S
C271	Manufacture of electric motors, generators, transformers and electricity distribution and control apparatus	17	314,430	125,118	16,249
C272	Manufacture of batteries and accumulators	S	S	S	S
C273	Manufacture of wiring and wiring devices	21	1,528,131	458,100	140,009
C274	Manufacture of electric lighting equipment	9	114,023	45,637	5,813
C275	Manufacture of domestic appliances	12	1,220,059	662,873	12,603
C279	Manufacture of other electrical equipment	6	143,491	28,066	2,956
C281	Manufacture of general purpose machinery	34	2,484,636	732,536	450,698
C282	Manufacture of special purpose machinery	30	392,294	28,340	96,712
C291	Manufacture of motor vehicles	9	155,281	70,880	20
C292	Manufacture of bodies (coachwork) for motor vehicles; manufacture of trailers and semi-trailers	11	1,016,750	201,126	435,977
C293	Manufacture of parts and accessories for motor vehicles	15	709,644	69,875	44,675
C301	Building of ships and boats	5	8,413	-	-
C303	Manufacture of air and spacecraft and related machinery	S	S	S	S
C309	Manufacture of transport equipment, n.e.c.	10	2,330,461	692,274	30
C310	Manufacture of furniture	154	3,450,961	902,696	277,092
C321	Manufacture of jewelry, bijouterie and related articles	11	23,577	4,878	-
C322	Manufacture of musical instruments	S	S	S	S
C323	Manufacture of sports goods	3	6,583	155	2,599
C324	Manufacture of games and toys	8	48,929	1,109	791
C325	Manufacture of medical and dental instruments and supplies	11	220,744	22,282	34,620
C329	Other manufacturing, n.e.c.	42	711,539	334,106	18,196
C331	Repair of fabricated metal products, machinery and equipment	161	981,176	23,363	13,344

Table 11 Number of Establishments and Value of Inventories by Type for Manufacturing Establishments by Region and Industry Group: Philippines, 2018

(Values are in thousand PhP, except number of establishments. Details may not add-up to total due to rounding and/or statistical disclosure control.)

Continued

2009 PSIC Code	Region / Industry Description	Number of Establishments	Value of Inventories as of 1 January		
			Total	Finished Products	Work-in-Progress
		(1)	(2)	(3)	(4)
C332	Installation of industrial machinery and equipment	4	29,365	-	-
	Cordillera Administrative Region	685	39,814,344	582,045	1,089,296
C101	Processing and preserving of meat	6	3,595	-	-
C102	Processing and preserving of fish, crustaceans and mollusks	8	8,814	-	-
C103	Processing and preserving of fruits and vegetables	6	31,048	22,971	78
C105	Manufacture of dairy products	S	S	S	S
C106	Manufacture of grain mill products, starches and starch products	100	3,653	-	-
C107	Manufacture of other food products	140	183,309	37,782	10,652
C110	Manufacture of beverages	190	23,130	277	553
C131	Spinning, weaving and finishing of textiles	13	39,603	21,516	2,739
C139	Manufacture of other textiles	6	5,094	456	86
C141	Manufacture of wearing apparel, except fur apparel	S	S	S	S
C142	Custom tailoring and dressmaking	43	32,435	1,961	1,539
C162	Manufacture of products of wood, cork, straw and plaiting materials	6	2,272	-	1,549
C181	Printing and service activities related to printing	75	23,443	200	3,832
C201	Manufacture of basic chemicals	3	2,659	-	-
C221	Manufacture of rubber products	5	66	37	-
C222	Manufacture of plastics products	S	S	S	S
C231	Manufacture of glass and glass products	S	S	S	S
C239	Manufacture of non-metallic mineral products, n.e.c.	23	32,732	3,407	-
C241	Manufacture of basic iron and steel	5	14,810	4,756	-
C251	Manufacture of structural metal products, tanks, reservoirs and steam generators	10	2,037	-	-
C259	Manufacture of other fabricated metal products; metal working service activities	19	3,827	158	126
C261	Manufacture of electronic components	S	S	S	S
C303	Manufacture of air and spacecraft and related machinery	S	S	S	S
C310	Manufacture of furniture	17	11,961	-	2,500
C321	Manufacture of jewelry, bijouterie and related articles	S	S	S	S
	I - Ilocos Region	953	4,208,648	386,863	20,607
C101	Processing and preserving of meat	12	143,680	44,081	-
C102	Processing and preserving of fish, crustaceans and mollusks	33	182,085	37,479	503
C103	Processing and preserving of fruits and vegetables	3	67,215	39	-
C105	Manufacture of dairy products	S	S	S	S

Table 11 Number of Establishments and Value of Inventories by Type for Manufacturing Establishments by Region and Industry Group: Philippines, 2018

(Values are in thousand PhP, except number of establishments. Details may not add-up to total due to rounding and/or statistical disclosure control.)

Continued

2009 PSIC Code	Region / Industry Description	Number of Establishments	Value of Inventories as of 1 January		
			Total	Finished Products	Work-in-Progress
		(1)	(2)	(3)	(4)
C106	Manufacture of grain mill products, starches and starch products	71	131,666	15,756	-
C107	Manufacture of other food products	347	230,136	21,409	388
C108	Manufacture of prepared animal feeds	3	19,419	596	5,357
C110	Manufacture of beverages	140	236,294	34,533	-
C120	Manufacture of tobacco products	S	S	S	S
C131	Spinning, weaving and finishing of textiles	5	1,705	860	15
C141	Manufacture of wearing apparel, except fur apparel	5	920	-	-
C142	Custom tailoring and dressmaking	42	2,354	-	89
C152	Manufacture of footwear	6	543	-	-
C162	Manufacture of products of wood, cork, straw and plaiting materials	13	1,039	335	-
C170	Manufacture of paper and paper products	9	205,862	130,058	-
C181	Printing and service activities related to printing	112	11,037	-	-
C201	Manufacture of basic chemicals	6	408,472	303	-
C210	Manufacture of pharmaceuticals, medicinal chemical and botanical products	S	S	S	S
C221	Manufacture of rubber products	5	559	-	-
C231	Manufacture of glass and glass products	4	7,665	4,251	-
C239	Manufacture of non-metallic mineral products, n.e.c.	45	1,701,692	19,182	12,744
C241	Manufacture of basic iron and steel	11	630,093	12,196	26
C251	Manufacture of structural metal products, tanks, reservoirs and steam generators	15	106,155	38,735	-
C259	Manufacture of other fabricated metal products; metal working service activities	16	963	64	79
C273	Manufacture of wiring and wiring devices	S	S	S	S
C282	Manufacture of special purpose machinery	S	S	S	S
C292	Manufacture of bodies (coachwork) for motor vehicles; manufacture of trailers and semi-trailers	3	2,572	-	-
C293	Manufacture of parts and accessories for motor vehicles	3	40	17	-
C309	Manufacture of transport equipment, n.e.c.	13	2,707	1,358	302
C321	Manufacture of jewelry, bijouterie and related articles	S	S	S	S
C324	Manufacture of games and toys	S	S	S	S
C329	Other manufacturing, n.e.c.	7	4,432	376	117
C331	Repair of fabricated metal products, machinery and equipment	17	10,550	1,332	987
	II - Cagayan Valley	1,133	4,844,379	939,001	64,980
C101	Processing and preserving of meat	6	5,299	1,211	-
C102	Processing and preserving of fish, crustaceans and mollusks	4	453	101	101

Table 11 Number of Establishments and Value of Inventories by Type for Manufacturing Establishments by Region and Industry Group: Philippines, 2018

(Values are in thousand PhP, except number of establishments. Details may not add-up to total due to rounding and/or statistical disclosure control.)

Continued

2009 PSIC Code	Region / Industry Description	Number of Establishments	Value of Inventories as of 1 January		
			Total	Finished Products	Work-in-Progress
		(1)	(2)	(3)	(4)
C103	Processing and preserving of fruits and vegetables	8	553	447	10
C104	Manufacture of vegetable and animal oils and fats	S	S	S	S
C105	Manufacture of dairy products	4	1,286	393	44
C106	Manufacture of grain mill products, starches and starch products	175	2,341,861	329,159	1,249
C107	Manufacture of other food products	382	224,963	10,052	1,664
C108	Manufacture of prepared animal feeds	7	16,891	1,469	1,038
C110	Manufacture of beverages	227	1,434,688	329,882	5,060
C120	Manufacture of tobacco products	3	421,407	233,338	23,120
C131	Spinning, weaving and finishing of textiles	3	1,513	386	322
C139	Manufacture of other textiles	4	310	-	-
C142	Custom tailoring and dressmaking	34	2,345	927	173
C151	Tanning and dressing of leather; manufacture of luggage and handbags	3	260	60	-
C162	Manufacture of products of wood, cork, straw and plaiting materials	8	685	402	40
C181	Printing and service activities related to printing	122	35,155	7,198	929
C182	Reproduction of recorded media	3	111	38	38
C199	Manufacture of other fuel products	S	S	S	S
C201	Manufacture of basic chemicals	S	S	S	S
C222	Manufacture of plastics products	6	15,180	-	-
C239	Manufacture of non-metallic mineral products, n.e.c.	25	9,982	3,950	1,834
C241	Manufacture of basic iron and steel	9	1,153	71	71
C251	Manufacture of structural metal products, tanks, reservoirs and steam generators	12	51,999	208	21,694
C252	Manufacture of weapons and ammunition	S	S	S	S
C259	Manufacture of other fabricated metal products; metal working service activities	32	13,635	2,319	1,891
C279	Manufacture of other electrical equipment	3	-	-	-
C282	Manufacture of special purpose machinery	3	51,441	8,725	5,548
C310	Manufacture of furniture	21	20,005	502	-
C321	Manufacture of jewelry, bijouterie and related articles	5	21	8	-
C329	Other manufacturing, n.e.c.	S	S	S	S
C331	Repair of fabricated metal products, machinery and equipment	17	5,265	1,701	-
	III - Central Luzon	3,388	282,031,663	129,377,602	5,607,654
C101	Processing and preserving of meat	74	3,551,784	507,655	811,882
C102	Processing and preserving of fish, crustaceans and mollusks	27	312,020	151,962	-
C103	Processing and preserving of fruits and vegetables	31	595,325	310,704	13,988

Table 11 Number of Establishments and Value of Inventories by Type for Manufacturing Establishments by Region and Industry Group: Philippines, 2018

(Values are in thousand PhP, except number of establishments. Details may not add-up to total due to rounding and/or statistical disclosure control.)

Continued

2009 PSIC Code	Region / Industry Description	Number of Establishments	Value of Inventories as of 1 January		
			Total	Finished Products	Work-in-Progress
		(1)	(2)	(3)	(4)
C104	Manufacture of vegetable and animal oils and fats	4	460,766	4,430	-
C105	Manufacture of dairy products	12	178,935	83,323	2,403
C106	Manufacture of grain mill products, starches and starch products	235	4,162,181	768,390	228,048
C107	Manufacture of other food products	1,054	4,670,108	1,865,061	374,668
C108	Manufacture of prepared animal feeds	54	4,345,768	893,647	1,925
C110	Manufacture of beverages	360	2,022,244	553,806	-
C120	Manufacture of tobacco products	S	S	S	S
C131	Spinning, weaving and finishing of textiles	20	1,482,540	590,172	48,139
C139	Manufacture of other textiles	40	952,225	393,087	263,944
C141	Manufacture of wearing apparel, except fur apparel	149	773,591	357,652	26,441
C142	Custom tailoring and dressmaking	60	10,465	669	4,453
C143	Manufacture of knitted and crocheted apparel	3	25,951	16,113	3,627
C151	Tanning and dressing of leather; manufacture of luggage and handbags	41	400,467	98,385	72,291
C152	Manufacture of footwear	10	349,291	55,493	95,553
C161	Sawmilling and planing of wood	S	S	S	S
C162	Manufacture of products of wood, cork, straw and plaiting materials	63	891,516	94,424	158,029
C170	Manufacture of paper and paper products	35	5,375,178	1,421,565	423,919
C181	Printing and service activities related to printing	163	128,248	53,135	275
C192	Manufacture of refined petroleum products	3	129,468,105	106,921,312	-
C201	Manufacture of basic chemicals	21	710,474	159,804	548
C202	Manufacture of other chemical products, n.e.c.	35	2,407,393	236,816	35,949
C210	Manufacture of pharmaceuticals, medicinal chemical and botanical products	22	1,397,411	726,688	39,266
C221	Manufacture of rubber products	14	1,573,561	512,589	272
C222	Manufacture of plastics products	115	4,543,910	1,995,343	456,388
C231	Manufacture of glass and glass products	14	334,254	69,319	32,680
C239	Manufacture of non-metallic mineral products, n.e.c.	134	5,873,372	746,532	758,716
C241	Manufacture of basic iron and steel	44	12,935,267	1,941,792	7,774
C242	Manufacture of basic precious and other non-ferrous metals	4	82,481	6,415	7,587
C243	Casting of metals	7	166,966	31,305	4,260
C251	Manufacture of structural metal products, tanks, reservoirs and steam generators	60	702,104	184,876	2,550
C259	Manufacture of other fabricated metal products; metal working service activities	85	3,728,742	1,728,483	152,374
C261	Manufacture of electronic components	14	70,029,880	1,557,239	231,297
C262	Manufacture of computers and peripheral equipment and accessories	5	3,210,429	520,530	519,843
C263	Manufacture of communication equipment	S	S	S	S
C264	Manufacture of consumer electronics	3	90,979	2,303	-

Table 11 Number of Establishments and Value of Inventories by Type for Manufacturing Establishments by Region and Industry Group: Philippines, 2018

(Values are in thousand PhP, except number of establishments. Details may not add-up to total due to rounding and/or statistical disclosure control.)

Continued

2009 PSIC Code	Region / Industry Description	Number of Establishments	Value of Inventories as of 1 January		
			Total	Finished Products	Work-in-Progress
		(1)	(2)	(3)	(4)
C265	Manufacture of measuring, testing, navigating and control equipment; watches and clocks	3	17,093	6,400	-
C271	Manufacture of electric motors, generators, transformers and electricity distribution and control apparatus	10	128,451	78,979	-
C272	Manufacture of batteries and accumulators	S	S	S	S
C273	Manufacture of wiring and wiring devices	10	1,159,628	375,942	154,009
C274	Manufacture of electric lighting equipment	7	259,251	109,443	13,191
C275	Manufacture of domestic appliances	4	76,718	32,850	312
C279	Manufacture of other electrical equipment	10	319,379	28,294	-
C281	Manufacture of general purpose machinery	13	520,663	42,573	42,070
C282	Manufacture of special purpose machinery	15	89,062	3,766	4,587
C291	Manufacture of motor vehicles	4	8,615	-	-
C292	Manufacture of bodies (coachwork) for motor vehicles; manufacture of trailers and semi-trailers	S	S	S	S
C293	Manufacture of parts and accessories for motor vehicles	9	2,565,441	464,426	341,787
C301	Building of ships and boats	S	S	S	S
C303	Manufacture of air and spacecraft and related machinery	5	301,607	77,035	6,821
C309	Manufacture of transport equipment, n.e.c.	13	11,097	4,541	2,351
C310	Manufacture of furniture	121	510,330	185,458	11,023
C321	Manufacture of jewelry, bijouterie and related articles	15	121,730	12,567	1,316
C322	Manufacture of musical instruments	S	S	S	S
C323	Manufacture of sports goods	3	305,090	49,728	81,232
C324	Manufacture of games and toys	8	217,809	92,984	1,698
C325	Manufacture of medical and dental instruments and supplies	9	1,045,923	229,198	7,459
C329	Other manufacturing, n.e.c.	42	700,925	74,698	55,271
C331	Repair of fabricated metal products, machinery and equipment	62	666,292	5,662	28,369
C332	Installation of industrial machinery and equipment	S	S	S	S
	IVA - CALABARZON	4,035	337,307,762	66,536,553	46,331,515
C101	Processing and preserving of meat	41	6,442,165	923,487	154,883
C102	Processing and preserving of fish, crustaceans and mollusks	12	1,420,185	822,213	1,790
C103	Processing and preserving of fruits and vegetables	19	667,825	382,088	50,420
C104	Manufacture of vegetable and animal oils and fats	31	1,217,959	758,247	9,737
C105	Manufacture of dairy products	12	32,142,134	356,677	3,218,555

Table 11 Number of Establishments and Value of Inventories by Type for Manufacturing Establishments by Region and Industry Group: Philippines, 2018*(Values are in thousand PhP, except number of establishments. Details may not add-up to total due to rounding and/or statistical disclosure control.)**Continued*

2009 PSIC Code	Region / Industry Description	Number of Establishments	Value of Inventories as of 1 January		
			Total	Finished Products	Work-in-Progress
		(1)	(2)	(3)	(4)
C106	Manufacture of grain mill products, starches and starch products	90	702,367	224,288	3,035
C107	Manufacture of other food products	877	14,407,481	3,369,103	645,307
C108	Manufacture of prepared animal feeds	69	1,014,267	250,937	13,644
C110	Manufacture of beverages	291	10,789,019	2,550,510	489,528
C120	Manufacture of tobacco products	3	2,666,624	915,303	19,547
C131	Spinning, weaving and finishing of textiles	10	357,728	71,633	195,057
C139	Manufacture of other textiles	33	902,631	219,065	63,168
C141	Manufacture of wearing apparel, except fur apparel	244	1,691,655	239,688	239,643
C142	Custom tailoring and dressmaking	90	4,869	1,416	1,888
C143	Manufacture of knitted and crocheted apparel	16	179,807	47,822	49,510
C151	Tanning and dressing of leather; manufacture of luggage and handbags	24	1,423,633	311,026	474,329
C152	Manufacture of footwear	34	727,857	155,033	167,016
C161	Sawmilling and planing of wood	S	S	S	S
C162	Manufacture of products of wood, cork, straw and plaiting materials	64	6,426,789	490,169	831,746
C170	Manufacture of paper and paper products	76	3,071,316	779,317	73,883
C181	Printing and service activities related to printing	198	851,953	122,791	25,648
C182	Reproduction of recorded media	S	S	S	S
C192	Manufacture of refined petroleum products	S	S	S	S
C199	Manufacture of other fuel products	S	S	S	S
C201	Manufacture of basic chemicals	31	5,051,950	2,016,579	99,325
C202	Manufacture of other chemical products, n.e.c.	91	12,208,193	3,807,622	553,614
C210	Manufacture of pharmaceuticals, medicinal chemical and botanical products	34	3,896,170	410,246	156,210
C221	Manufacture of rubber products	35	1,139,979	349,005	187,680
C222	Manufacture of plastics products	181	8,753,838	2,719,355	647,938
C231	Manufacture of glass and glass products	18	1,900,564	517,521	126,763
C239	Manufacture of non-metallic mineral products, n.e.c.	115	12,351,708	2,649,147	1,475,911
C241	Manufacture of basic iron and steel	59	25,106,920	5,083,341	10,263,198
C242	Manufacture of basic precious and other non-ferrous metals	8	478,224	115,566	28,216
C243	Casting of metals	16	1,451,560	240,863	302,109
C251	Manufacture of structural metal products, tanks, reservoirs and steam generators	109	4,214,841	571,174	468,136
C252	Manufacture of weapons and ammunition	S	S	S	S
C259	Manufacture of other fabricated metal products; metal working service activities	245	8,014,062	2,362,336	719,123
C261	Manufacture of electronic components	103	42,799,026	11,165,784	7,886,060
C262	Manufacture of computers and peripheral equipment and accessories	24	15,138,027	2,411,191	9,870,860
C263	Manufacture of communication equipment	10	413,312	19,350	9,823
C264	Manufacture of consumer electronics	12	2,830,643	1,478,412	122,074

Table 11 Number of Establishments and Value of Inventories by Type for Manufacturing Establishments by Region and Industry Group: Philippines, 2018

(Values are in thousand PhP, except number of establishments. Details may not add-up to total due to rounding and/or statistical disclosure control.)

Continued

2009 PSIC Code	Region / Industry Description	Number of Establishments	Value of Inventories as of 1 January		
			Total	Finished Products	Work-in-Progress
		(1)	(2)	(3)	(4)
C265	Manufacture of measuring, testing, navigating and control equipment; watches and clocks	5	854,064	130,929	2,371
C267	Manufacture of optical instruments and photographic equipment	9	1,499,969	62,897	364,502
C271	Manufacture of electric motors, generators, transformers and electricity distribution and control apparatus	46	2,178,268	479,491	289,887
C272	Manufacture of batteries and accumulators	S	S	S	S
C273	Manufacture of wiring and wiring devices	20	3,643,829	896,555	219,201
C274	Manufacture of electric lighting equipment	15	1,564,559	274,461	123,611
C275	Manufacture of domestic appliances	12	392,853	63,180	22,681
C279	Manufacture of other electrical equipment	14	9,321,854	1,270,102	109,539
C281	Manufacture of general purpose machinery	41	7,346,114	1,571,513	945,483
C282	Manufacture of special purpose machinery	73	3,284,913	440,124	1,002,647
C291	Manufacture of motor vehicles	13	4,868,133	1,695,134	59,925
C292	Manufacture of bodies (coachwork) for motor vehicles; manufacture of trailers and semi-trailers	10	127,601	61,373	26,383
C293	Manufacture of parts and accessories for motor vehicles	74	22,755,487	2,989,598	1,468,862
C301	Building of ships and boats	5	50,379	5,123	13,047
C302	Manufacture of railway locomotive and rolling stock	S	S	S	S
C303	Manufacture of air and spacecraft and related machinery	S	S	S	S
C309	Manufacture of transport equipment, n.e.c.	21	11,808,000	5,068,769	108,111
C310	Manufacture of furniture	150	1,374,580	250,299	237,781
C321	Manufacture of jewelry, bijouterie and related articles	4	89,549	63,123	2,032
C322	Manufacture of musical instruments	S	S	S	S
C323	Manufacture of sports goods	8	521,997	30,358	38,189
C324	Manufacture of games and toys	6	128,728	1,563	60,110
C325	Manufacture of medical and dental instruments and supplies	21	4,800,377	728,188	939,188
C329	Other manufacturing, n.e.c.	17	214,136	101,943	24,787
C331	Repair of fabricated metal products, machinery and equipment	133	890,588	65,127	24,625
C332	Installation of industrial machinery and equipment	S	S	S	S
	MIMAROPA	1,118	1,382,281	466,558	27,306
C101	Processing and preserving of meat	3	19,748	6,777	7,145
C102	Processing and preserving of fish, crustaceans and mollusks	S	S	S	S
C103	Processing and preserving of fruits and vegetables	S	S	S	S

Table 11 Number of Establishments and Value of Inventories by Type for Manufacturing Establishments by Region and Industry Group: Philippines, 2018

(Values are in thousand PhP, except number of establishments. Details may not add-up to total due to rounding and/or statistical disclosure control.)

Continued

2009 PSIC Code	Region / Industry Description	Number of Establishments	Value of Inventories as of 1 January		
			Total	Finished Products	Work-in-Progress
		(1)	(2)	(3)	(4)
C104	Manufacture of vegetable and animal oils and fats	7	213,404	101,613	-
C105	Manufacture of dairy products	5	285	110	43
C106	Manufacture of grain mill products, starches and starch products	98	678,063	81,796	4,577
C107	Manufacture of other food products	432	111,518	10,716	4,034
C110	Manufacture of beverages	289	12,116	3,337	1,391
C131	Spinning, weaving and finishing of textiles	3	471	229	-
C141	Manufacture of wearing apparel, except fur apparel	8	25	-	-
C142	Custom tailoring and dressmaking	22	3,649	1,660	532
C151	Tanning and dressing of leather; manufacture of luggage and handbags	3	66	-	-
C161	Sawmilling and planing of wood	4	55	32	-
C162	Manufacture of products of wood, cork, straw and plaiting materials	13	27,437	7,706	6,305
C181	Printing and service activities related to printing	123	45,769	7,379	664
C201	Manufacture of basic chemicals	3	119	-	-
C202	Manufacture of other chemical products, n.e.c.	S	S	S	S
C210	Manufacture of pharmaceuticals, medicinal chemical and botanical products	S	S	S	S
C222	Manufacture of plastics products	6	4,001	-	-
C239	Manufacture of non-metallic mineral products, n.e.c.	37	3,480	615	301
C241	Manufacture of basic iron and steel	8	1,170	529	-
C242	Manufacture of basic precious and other non-ferrous metals	S	S	S	S
C259	Manufacture of other fabricated metal products; metal working service activities	19	1,288	-	-
C282	Manufacture of special purpose machinery	S	S	S	S
C310	Manufacture of furniture	21	3,182	392	-
C331	Repair of fabricated metal products, machinery and equipment	5	5,299	1,446	1,567
V - Bicol Region		1,339	5,924,024	1,986,619	275,441
C101	Processing and preserving of meat	14	15,509	1,307	4,717
C102	Processing and preserving of fish, crustaceans and mollusks	28	13,284	3,121	42
C103	Processing and preserving of fruits and vegetables	5	26,011	4,915	9,184
C104	Manufacture of vegetable and animal oils and fats	9	1,555,421	1,119,696	50,658
C105	Manufacture of dairy products	6	942	81	-
C106	Manufacture of grain mill products, starches and starch products	67	248,171	5,466	-
C107	Manufacture of other food products	542	250,646	51,102	-
C108	Manufacture of prepared animal feeds	4	256,674	27,930	-

Table 11 Number of Establishments and Value of Inventories by Type for Manufacturing Establishments by Region and Industry Group: Philippines, 2018

(Values are in thousand PhP, except number of establishments. Details may not add-up to total due to rounding and/or statistical disclosure control.)

Continued

2009 PSIC Code	Region / Industry Description	Number of Establishments	Value of Inventories as of 1 January		
			Total	Finished Products	Work-in-Progress
		(1)	(2)	(3)	(4)
C110	Manufacture of beverages	249	70,245	146	-
C120	Manufacture of tobacco products	S	S	S	S
C131	Spinning, weaving and finishing of textiles	6	540	105	26
C139	Manufacture of other textiles	10	19,023	9,861	7
C141	Manufacture of wearing apparel, except fur apparel	19	40,310	2,076	252
C142	Custom tailoring and dressmaking	55	14,978	33	-
C151	Tanning and dressing of leather; manufacture of luggage and handbags	3	638	-	-
C152	Manufacture of footwear	4	215	59	-
C162	Manufacture of products of wood, cork, straw and plaiting materials	32	339,867	21,916	856
C170	Manufacture of paper and paper products	5	255,998	67,399	-
C181	Printing and service activities related to printing	93	46,017	15,027	2,441
C201	Manufacture of basic chemicals	3	3,860	-	-
C210	Manufacture of pharmaceuticals, medicinal chemical and botanical products	5	-	-	-
C231	Manufacture of glass and glass products	S	S	S	S
C239	Manufacture of non-metallic mineral products, n.e.c.	29	612,265	30,959	2,701
C241	Manufacture of basic iron and steel	12	56,483	23,889	-
C242	Manufacture of basic precious and other non-ferrous metals	S	S	S	S
C251	Manufacture of structural metal products, tanks, reservoirs and steam generators	21	8,672	203	196
C259	Manufacture of other fabricated metal products; metal working service activities	31	2,322	473	61
C281	Manufacture of general purpose machinery	4	41,785	-	-
C282	Manufacture of special purpose machinery	3	24,094	11,120	-
C293	Manufacture of parts and accessories for motor vehicles	3	708	236	-
C310	Manufacture of furniture	25	5,196	-	-
C329	Other manufacturing, n.e.c.	19	7,732	842	-
C331	Repair of fabricated metal products, machinery and equipment	29	40,512	19,004	-
VI - Western Visayas		1,425	12,980,686	4,683,122	1,380,335
C101	Processing and preserving of meat	19	407,747	5,908	1,168
C102	Processing and preserving of fish, crustaceans and mollusks	31	139,556	88,527	8,060
C103	Processing and preserving of fruits and vegetables	S	S	S	S
C104	Manufacture of vegetable and animal oils and fats	5	50,756	13,004	11
C105	Manufacture of dairy products	5	329	-	-
C106	Manufacture of grain mill products, starches and starch products	107	569,487	5,597	-

Table 11 Number of Establishments and Value of Inventories by Type for Manufacturing Establishments by Region and Industry Group: Philippines, 2018

(Values are in thousand PhP, except number of establishments. Details may not add-up to total due to rounding and/or statistical disclosure control.)

Continued

2009 PSIC Code	Region / Industry Description	Number of Establishments	Value of Inventories as of 1 January		
			Total	Finished Products	Work-in-Progress
		(1)	(2)	(3)	(4)
C107	Manufacture of other food products	444	6,753,737	3,678,866	807,729
C108	Manufacture of prepared animal feeds	3	312,965	24,321	-
C110	Manufacture of beverages	282	1,814,852	561,781	-
C131	Spinning, weaving and finishing of textiles	14	2,403	280	15
C139	Manufacture of other textiles	4	927	-	-
C141	Manufacture of wearing apparel, except fur apparel	17	20,528	12,547	-
C142	Custom tailoring and dressmaking	63	28,888	1,715	1
C161	Sawmilling and planing of wood	3	6,350	4,185	-
C162	Manufacture of products of wood, cork, straw and plaiting materials	14	4,259	302	2,138
C181	Printing and service activities related to printing	145	40,869	-	4,711
C192	Manufacture of refined petroleum products	S	S	S	S
C201	Manufacture of basic chemicals	9	1,850,194	195,533	556
C202	Manufacture of other chemical products, n.e.c.	S	S	S	S
C210	Manufacture of pharmaceuticals, medicinal chemical and botanical products	7	7,093	2,859	1,711
C221	Manufacture of rubber products	3	173	-	-
C222	Manufacture of plastics products	21	158,438	44,078	35,185
C231	Manufacture of glass and glass products	4	2,414	-	-
C239	Manufacture of non-metallic mineral products, n.e.c.	99	552,764	2,486	489,145
C241	Manufacture of basic iron and steel	14	44,128	6,572	34
C243	Casting of metals	5	19,908	4,543	-
C251	Manufacture of structural metal products, tanks, reservoirs and steam generators	17	31,793	-	7,576
C259	Manufacture of other fabricated metal products; metal working service activities	33	22,157	2,687	-
C265	Manufacture of measuring, testing, navigating and control equipment; watches and clocks	S	S	S	S
C267	Manufacture of optical instruments and photographic equipment	S	S	S	S
C282	Manufacture of special purpose machinery	3	13,271	1,698	-
C293	Manufacture of parts and accessories for motor vehicles	3	2,528	896	1,303
C310	Manufacture of furniture	12	86,587	23,187	18,620
C321	Manufacture of jewelry, bijouterie and related articles	5	193	-	-
C329	Other manufacturing, n.e.c.	11	23,444	1,237	1,225
C331	Repair of fabricated metal products, machinery and equipment	16	7,865	226	1,147
VII - Central Visayas		2,347	51,473,257	10,920,982	8,909,044
C101	Processing and preserving of meat	27	3,446,520	1,282,920	17,303
C102	Processing and preserving of fish, crustaceans and mollusks	34	1,840,554	942,524	194,927

Table 11 Number of Establishments and Value of Inventories by Type for Manufacturing Establishments by Region and Industry Group: Philippines, 2018

(Values are in thousand PhP, except number of establishments. Details may not add-up to total due to rounding and/or statistical disclosure control.)

Continued

2009 PSIC Code	Region / Industry Description	Number of Establishments	Value of Inventories as of 1 January		
			Total	Finished Products	Work-in-Progress
		(1)	(2)	(3)	(4)
C103	Processing and preserving of fruits and vegetables	21	169,774	86,103	6,496
C104	Manufacture of vegetable and animal oils and fats	14	2,710,700	1,093,818	1,435
C105	Manufacture of dairy products	6	10,372	1,088	-
C106	Manufacture of grain mill products, starches and starch products	71	623,700	62,921	-
C107	Manufacture of other food products	758	1,563,877	203,588	86,983
C108	Manufacture of prepared animal feeds	19	4,972,980	801,682	-
C110	Manufacture of beverages	247	1,486,228	322,884	1,466
C131	Spinning, weaving and finishing of textiles	4	434	6	13
C139	Manufacture of other textiles	13	266,912	103,163	36,111
C141	Manufacture of wearing apparel, except fur apparel	53	395,004	139,088	42,828
C142	Custom tailoring and dressmaking	50	2,675	-	-
C151	Tanning and dressing of leather; manufacture of luggage and handbags	S	S	S	S
C152	Manufacture of footwear	16	392,410	118,730	94,130
C161	Sawmilling and planing of wood	8	488,588	400,656	42,689
C162	Manufacture of products of wood, cork, straw and plaiting materials	15	103,457	21,398	20,104
C170	Manufacture of paper and paper products	19	971,774	177,133	47,327
C181	Printing and service activities related to printing	268	192,019	6,377	8,915
C201	Manufacture of basic chemicals	18	645,001	128,010	30,116
C202	Manufacture of other chemical products, n.e.c.	36	1,031,599	405,840	17,242
C210	Manufacture of pharmaceuticals, medicinal chemical and botanical products	4	240,196	84,286	15,307
C221	Manufacture of rubber products	7	521,305	76,543	173,244
C222	Manufacture of plastics products	71	1,170,084	427,136	43,647
C231	Manufacture of glass and glass products	7	509,219	187,875	47,174
C239	Manufacture of non-metallic mineral products, n.e.c.	45	4,637,337	700,687	816,525
C241	Manufacture of basic iron and steel	29	3,039,659	329,978	16,182
C242	Manufacture of basic precious and other non-ferrous metals	S	S	S	S
C243	Casting of metals	8	123,155	22,317	35,508
C251	Manufacture of structural metal products, tanks, reservoirs and steam generators	10	69,408	1,397	1,178
C252	Manufacture of weapons and ammunition	S	S	S	S
C259	Manufacture of other fabricated metal products; metal working service activities	50	860,296	147,214	192,826
C261	Manufacture of electronic components	10	2,062,700	627,402	647,082
C262	Manufacture of computers and peripheral equipment and accessories	S	S	S	S
C263	Manufacture of communication equipment	S	S	S	S
C264	Manufacture of consumer electronics	3	4,340,426	177,488	3,460,920

Table 11 Number of Establishments and Value of Inventories by Type for Manufacturing Establishments by Region and Industry Group: Philippines, 2018

(Values are in thousand PhP, except number of establishments. Details may not add-up to total due to rounding and/or statistical disclosure control.)

Continued

2009 PSIC Code	Region / Industry Description	Number of Establishments	Value of Inventories as of 1 January		
			Total	Finished Products	Work-in-Progress
		(1)	(2)	(3)	(4)
C265	Manufacture of measuring, testing, navigating and control equipment; watches and clocks	5	153,931	13,530	15,867
C267	Manufacture of optical instruments and photographic equipment	12	997,310	105,167	139,047
C271	Manufacture of electric motors, generators, transformers and electricity distribution and control apparatus	7	352,856	81,589	39,247
C273	Manufacture of wiring and wiring devices	S	S	S	S
C274	Manufacture of electric lighting equipment	4	78,869	22,799	3,235
C275	Manufacture of domestic appliances	S	S	S	S
C279	Manufacture of other electrical equipment	S	S	S	S
C281	Manufacture of general purpose machinery	5	435,818	42,421	51,494
C282	Manufacture of special purpose machinery	5	30,258	4,280	4,188
C291	Manufacture of motor vehicles	10	177,756	14,012	5,414
C293	Manufacture of parts and accessories for motor vehicles	8	662,302	321,671	84,931
C301	Building of ships and boats	13	2,955,512	1,584	1,306,111
C309	Manufacture of transport equipment, n.e.c.	3	800,474	219,515	54,862
C310	Manufacture of furniture	173	2,314,870	461,190	293,426
C321	Manufacture of jewelry, bijouterie and related articles	37	452,484	99,072	135,398
C322	Manufacture of musical instruments	S	S	S	S
C323	Manufacture of sports goods	S	S	S	S
C324	Manufacture of games and toys	S	S	S	S
C325	Manufacture of medical and dental instruments and supplies	15	386,056	55,780	92,483
C329	Other manufacturing, n.e.c.	24	277,378	50,703	94,175
C331	Repair of fabricated metal products, machinery and equipment	66	16,083	2,171	-
VIII - Eastern Visayas		1,415	77,732,373	3,524,133	28,765,590
C101	Processing and preserving of meat	S	S	S	S
C102	Processing and preserving of fish, crustaceans and mollusks	8	26,520	4,019	-
C103	Processing and preserving of fruits and vegetables	5	4,593	827	-
C104	Manufacture of vegetable and animal oils and fats	7	1,816,277	978,255	251,473
C105	Manufacture of dairy products	S	S	S	S
C106	Manufacture of grain mill products, starches and starch products	100	89,528	1,693	756
C107	Manufacture of other food products	646	320,690	3,698	15
C110	Manufacture of beverages	365	95,632	49,550	1,241
C131	Spinning, weaving and finishing of textiles	4	12	1	-
C139	Manufacture of other textiles	S	S	S	S
C141	Manufacture of wearing apparel, except fur apparel	8	515	17	-

Table 11 Number of Establishments and Value of Inventories by Type for Manufacturing Establishments by Region and Industry Group: Philippines, 2018

(Values are in thousand PhP, except number of establishments. Details may not add-up to total due to rounding and/or statistical disclosure control.)

Continued

2009 PSIC Code	Region / Industry Description	Number of Establishments	Value of Inventories as of 1 January		
			Total	Finished Products	Work-in-Progress
		(1)	(2)	(3)	(4)
C142	Custom tailoring and dressmaking	34	2,143	837	-
C162	Manufacture of products of wood, cork, straw and plaiting materials	13	3,089	1,556	-
C170	Manufacture of paper and paper products	7	503,135	171,028	-
C181	Printing and service activities related to printing	76	11,409	-	-
C201	Manufacture of basic chemicals	7	186,276	32,196	799
C210	Manufacture of pharmaceuticals, medicinal chemical and botanical products	S	S	S	S
C222	Manufacture of plastics products	9	18,419	9,817	-
C231	Manufacture of glass and glass products	6	3,934	236	21
C239	Manufacture of non-metallic mineral products, n.e.c.	38	4,305	545	40
C241	Manufacture of basic iron and steel	3	-	-	-
C242	Manufacture of basic precious and other non-ferrous metals	S	S	S	S
C243	Casting of metals	S	S	S	S
C251	Manufacture of structural metal products, tanks, reservoirs and steam generators	5	995	32	-
C259	Manufacture of other fabricated metal products; metal working service activities	38	851	33	-
C273	Manufacture of wiring and wiring devices	S	S	S	S
C282	Manufacture of special purpose machinery	S	S	S	S
C310	Manufacture of furniture	4	941	784	-
C321	Manufacture of jewelry, bijouterie and related articles	5	-	-	-
C329	Other manufacturing, n.e.c.	12	4,443	252	1,383
C331	Repair of fabricated metal products, machinery and equipment	6	1,472	-	-
	IX - Zamboanga Peninsula	1,278	12,345,162	3,952,547	3,116,680
C101	Processing and preserving of meat	12	34,293	6,550	5,795
C102	Processing and preserving of fish, crustaceans and mollusks	29	4,940,050	3,462,083	62,680
C104	Manufacture of vegetable and animal oils and fats	6	3,919,321	-	2,499,895
C105	Manufacture of dairy products	4	318	236	-
C106	Manufacture of grain mill products, starches and starch products	133	108,733	1,319	187
C107	Manufacture of other food products	649	324,009	10,829	4,112
C108	Manufacture of prepared animal feeds	S	S	S	S
C110	Manufacture of beverages	151	198,656	141	529
C139	Manufacture of other textiles	S	S	S	S
C142	Custom tailoring and dressmaking	37	10,986	2,849	-
C161	Sawmilling and planing of wood	4	1,339	-	-
C162	Manufacture of products of wood, cork, straw and plaiting materials	S	S	S	S
C181	Printing and service activities related to printing	81	42,366	-	229

Table 11 Number of Establishments and Value of Inventories by Type for Manufacturing Establishments by Region and Industry Group: Philippines, 2018

(Values are in thousand PhP, except number of establishments. Details may not add-up to total due to rounding and/or statistical disclosure control.)

Continued

2009 PSIC Code	Region / Industry Description	Number of Establishments	Value of Inventories as of 1 January		
			Total	Finished Products	Work-in-Progress
		(1)	(2)	(3)	(4)
C221	Manufacture of rubber products	5	88,036	7,182	-
C222	Manufacture of plastics products	8	23,825	3,975	-
C231	Manufacture of glass and glass products	4	1,877	547	-
C239	Manufacture of non-metallic mineral products, n.e.c.	36	3,298	344	325
C241	Manufacture of basic iron and steel	5	12,878	8,997	-
C251	Manufacture of structural metal products, tanks, reservoirs and steam generators	12	30,669	13,741	-
C259	Manufacture of other fabricated metal products; metal working service activities	23	1,960,996	422,039	311,031
C310	Manufacture of furniture	26	24,078	7,883	5,188
C321	Manufacture of jewelry, bijouterie and related articles	S	S	S	S
C329	Other manufacturing, n.e.c.	4	-	-	-
C331	Repair of fabricated metal products, machinery and equipment	44	5,663	-	126
	X - Northern Mindanao	1,124	23,986,450	6,916,299	2,195,142
C101	Processing and preserving of meat	23	67,926	520	-
C102	Processing and preserving of fish, crustaceans and mollusks	S	S	S	S
C103	Processing and preserving of fruits and vegetables	15	6,255,702	3,126,837	11,761
C104	Manufacture of vegetable and animal oils and fats	9	2,447,325	551,486	1,438,520
C105	Manufacture of dairy products	6	2,568	39	369
C106	Manufacture of grain mill products, starches and starch products	36	4,734,918	663,095	99,553
C107	Manufacture of other food products	409	1,712,304	613,709	86,900
C108	Manufacture of prepared animal feeds	7	1,150,939	-	1,215
C110	Manufacture of beverages	182	1,711,989	22,767	189,908
C131	Spinning, weaving and finishing of textiles	3	42	32	-
C139	Manufacture of other textiles	5	1,680	11	-
C141	Manufacture of wearing apparel, except fur apparel	10	28,511	-	2,912
C142	Custom tailoring and dressmaking	43	19,320	111	317
C152	Manufacture of footwear	4	37,927	9,385	-
C161	Sawmilling and planing of wood	15	296,233	877	11,651
C162	Manufacture of products of wood, cork, straw and plaiting materials	14	50,346	5,933	14,170
C170	Manufacture of paper and paper products	6	662,169	92,930	8,237
C181	Printing and service activities related to printing	92	54,109	3,593	-
C192	Manufacture of refined petroleum products	3	1,413	-	-
C201	Manufacture of basic chemicals	11	2,714,157	1,493,466	7,155
C202	Manufacture of other chemical products, n.e.c.	4	796,178	157,079	126,429
C210	Manufacture of pharmaceuticals, medicinal chemical and botanical products	S	S	S	S

Table 11 Number of Establishments and Value of Inventories by Type for Manufacturing Establishments by Region and Industry Group: Philippines, 2018

(Values are in thousand PhP, except number of establishments. Details may not add-up to total due to rounding and/or statistical disclosure control.)

Continued

2009 PSIC Code	Region / Industry Description	Number of Establishments	Value of Inventories as of 1 January		
			Total	Finished Products	Work-in-Progress
		(1)	(2)	(3)	(4)
C221	Manufacture of rubber products	S	S	S	S
C222	Manufacture of plastics products	22	155,076	7,614	111,991
C231	Manufacture of glass and glass products	3	22	-	-
C239	Manufacture of non-metallic mineral products, n.e.c.	38	128,395	5,114	916
C241	Manufacture of basic iron and steel	10	159,239	78,987	13,423
C243	Casting of metals	3	2,905	-	2,350
C251	Manufacture of structural metal products, tanks, reservoirs and steam generators	26	38,102	-	-
C259	Manufacture of other fabricated metal products; metal working service activities	17	56,705	36,888	-
C264	Manufacture of consumer electronics	S	S	S	S
C271	Manufacture of electric motors, generators, transformers and electricity distribution and control apparatus	S	S	S	S
C281	Manufacture of general purpose machinery	S	S	S	S
C282	Manufacture of special purpose machinery	S	S	S	S
C291	Manufacture of motor vehicles	3	52,179	-	-
C293	Manufacture of parts and accessories for motor vehicles	3	-	-	-
C310	Manufacture of furniture	39	88,835	26,896	6,640
C321	Manufacture of jewelry, bijouterie and related articles	S	S	S	S
C324	Manufacture of games and toys	S	S	S	S
C329	Other manufacturing, n.e.c.	S	S	S	S
C331	Repair of fabricated metal products, machinery and equipment	49	446,176	10,464	53,053
	XI - Davao Region	1,478	18,928,488	5,849,144	1,672,997
C101	Processing and preserving of meat	13	101,512	98,918	-
C102	Processing and preserving of fish, crustaceans and mollusks	5	-	-	-
C103	Processing and preserving of fruits and vegetables	13	74,319	18,314	14,795
C104	Manufacture of vegetable and animal oils and fats	17	2,619,757	1,931,777	-
C105	Manufacture of dairy products	5	994	197	-
C106	Manufacture of grain mill products, starches and starch products	131	1,192,499	9,974	5,681
C107	Manufacture of other food products	430	714,000	176,436	36,555
C108	Manufacture of prepared animal feeds	7	4,055,672	305,550	-
C110	Manufacture of beverages	270	1,460,176	550,824	108,153
C120	Manufacture of tobacco products	S	S	S	S
C139	Manufacture of other textiles	19	96,082	43,078	2,847
C141	Manufacture of wearing apparel, except fur apparel	23	8,039	1,782	66
C142	Custom tailoring and dressmaking	41	10,644	1,264	837
C152	Manufacture of footwear	5	896	-	-

Table 11 Number of Establishments and Value of Inventories by Type for Manufacturing Establishments by Region and Industry Group: Philippines, 2018

(Values are in thousand PhP, except number of establishments. Details may not add-up to total due to rounding and/or statistical disclosure control.)

Continued

2009 PSIC Code	Region / Industry Description	Number of Establishments	Value of Inventories as of 1 January		
			Total	Finished Products	Work-in-Progress
		(1)	(2)	(3)	(4)
C161	Sawmilling and planing of wood	3	1,639	500	360
C162	Manufacture of products of wood, cork, straw and plaiting materials	31	1,195,074	254,962	560,311
C170	Manufacture of paper and paper products	15	1,397,585	191,894	41,750
C181	Printing and service activities related to printing	123	359,902	15,040	13,652
C192	Manufacture of refined petroleum products	S	S	S	S
C201	Manufacture of basic chemicals	22	65,033	18,397	6,385
C202	Manufacture of other chemical products, n.e.c.	8	1,451,771	829,445	475,929
C210	Manufacture of pharmaceuticals, medicinal chemical and botanical products	8	527,258	448,249	231
C221	Manufacture of rubber products	4	21,070	-	-
C222	Manufacture of plastics products	42	1,195,715	419,783	34,597
C231	Manufacture of glass and glass products	4	19,544	-	16,552
C239	Manufacture of non-metallic mineral products, n.e.c.	46	539,667	31,625	74,616
C241	Manufacture of basic iron and steel	11	264,342	50,296	85,587
C242	Manufacture of basic precious and other non-ferrous metals	3	64,374	57,320	-
C243	Casting of metals	S	S	S	S
C251	Manufacture of structural metal products, tanks, reservoirs and steam generators	15	470,513	108,963	46,558
C252	Manufacture of weapons and ammunition	S	S	S	S
C259	Manufacture of other fabricated metal products; metal working service activities	10	316,508	81,189	115,344
C265	Manufacture of measuring, testing, navigating and control equipment; watches and clocks	S	S	S	S
C271	Manufacture of electric motors, generators, transformers and electricity distribution and control apparatus	S	S	S	S
C275	Manufacture of domestic appliances	3	-	-	-
C281	Manufacture of general purpose machinery	4	7,692	-	-
C282	Manufacture of special purpose machinery	26	176,083	3,286	483
C291	Manufacture of motor vehicles	S	S	S	S
C293	Manufacture of parts and accessories for motor vehicles	3	64	-	-
C301	Building of ships and boats	S	S	S	S
C310	Manufacture of furniture	48	276,006	91,608	30,678
C321	Manufacture of jewelry, bijouterie and related articles	5	21,551	-	-
C329	Other manufacturing, n.e.c.	11	24,286	823	468
C331	Repair of fabricated metal products, machinery and equipment	44	55,915	-	435
XII - SOCCSKSARGEN		1,220	7,986,555	1,999,484	186,266
C101	Processing and preserving of meat	6	53,158	7,492	

Table 11 Number of Establishments and Value of Inventories by Type for Manufacturing Establishments by Region and Industry Group: Philippines, 2018

(Values are in thousand PhP, except number of establishments. Details may not add-up to total due to rounding and/or statistical disclosure control.)

Continued

2009 PSIC Code	Region / Industry Description	Number of Establishments	Value of Inventories as of 1 January		
			Total	Finished Products	Work-in-Progress
		(1)	(2)	(3)	(4)
C102	Processing and preserving of fish, crustaceans and mollusks	24	4,698,781	1,252,462	13,509
C103	Processing and preserving of fruits and vegetables	S	S	S	S
C104	Manufacture of vegetable and animal oils and fats	7	776,576	227,336	2,937
C105	Manufacture of dairy products	3	520	255	25
C106	Manufacture of grain mill products, starches and starch products	180	281,379	38,350	-
C107	Manufacture of other food products	390	465,856	229,527	20,549
C108	Manufacture of prepared animal feeds	3	59,134	6,979	5,829
C110	Manufacture of beverages	250	45,096	1,808	-
C131	Spinning, weaving and finishing of textiles	6	590	426	-
C139	Manufacture of other textiles	3	767	-	-
C141	Manufacture of wearing apparel, except fur apparel	13	2,077	-	-
C142	Custom tailoring and dressmaking	51	8,209	1,796	-
C161	Sawmilling and planing of wood	7	617	290	-
C162	Manufacture of products of wood, cork, straw and plaiting materials	8	3,136	1,635	-
C170	Manufacture of paper and paper products	4	167,002	3,637	4,429
C181	Printing and service activities related to printing	107	89,442	4,369	1,166
C192	Manufacture of refined petroleum products	S	S	S	S
C201	Manufacture of basic chemicals	10	14,770	273	-
C202	Manufacture of other chemical products, n.e.c.	S	S	S	S
C221	Manufacture of rubber products	S	S	S	S
C222	Manufacture of plastics products	S	S	S	S
C231	Manufacture of glass and glass products	S	S	S	S
C239	Manufacture of non-metallic mineral products, n.e.c.	32	41,085	2,721	346
C241	Manufacture of basic iron and steel	12	8,789	2,103	-
C243	Casting of metals	S	S	S	S
C251	Manufacture of structural metal products, tanks, reservoirs and steam generators	13	22,525	9,800	1,520
C259	Manufacture of other fabricated metal products; metal working service activities	42	1,101,232	191,496	110,916
C301	Building of ships and boats	S	S	S	S
C310	Manufacture of furniture	10	26,180	9,316	5,109
C323	Manufacture of sports goods	S	S	S	S
C331	Repair of fabricated metal products, machinery and equipment	29	61,409	372	-
	XIII - Caraga	1,050	6,682,463	1,368,391	998,534
C101	Processing and preserving of meat	9	1,425	-	-
C102	Processing and preserving of fish, crustaceans and mollusks	S	S	S	S

Table 11 Number of Establishments and Value of Inventories by Type for Manufacturing Establishments by Region and Industry Group: Philippines, 2018

(Values are in thousand PhP, except number of establishments. Details may not add-up to total due to rounding and/or statistical disclosure control.)

Continued

2009 PSIC Code	Region / Industry Description	Number of Establishments	Value of Inventories as of 1 January		
			Total	Finished Products	Work-in-Progress
		(1)	(2)	(3)	(4)
C103	Processing and preserving of fruits and vegetables	S	S	S	S
C104	Manufacture of vegetable and animal oils and fats	5	281,693	207,209	12,661
C106	Manufacture of grain mill products, starches and starch products	46	47,508	6,221	-
C107	Manufacture of other food products	498	263,247	48,586	3,207
C108	Manufacture of prepared animal feeds	4	-	-	-
C110	Manufacture of beverages	167	6,919	-	-
C139	Manufacture of other textiles	3	29	5	-
C141	Manufacture of wearing apparel, except fur apparel	3	187	-	-
C142	Custom tailoring and dressmaking	22	3,600	-	-
C161	Sawmilling and planing of wood	7	28,249	12,132	11,629
C162	Manufacture of products of wood, cork, straw and plaiting materials	10	1,885,041	715,478	864,972
C181	Printing and service activities related to printing	86	10,076	-	-
C201	Manufacture of basic chemicals	S	S	S	S
C202	Manufacture of other chemical products, n.e.c.	13	179,350	2,032	-
C231	Manufacture of glass and glass products	S	S	S	S
C239	Manufacture of non-metallic mineral products, n.e.c.	35	86,465	22,116	-
C241	Manufacture of basic iron and steel	3	712	295	-
C242	Manufacture of basic precious and other non-ferrous metals	S	S	S	S
C259	Manufacture of other fabricated metal products; metal working service activities	32	20,654	4,825	508
C275	Manufacture of domestic appliances	3	59	-	-
C301	Building of ships and boats	S	S	S	S
C309	Manufacture of transport equipment, n.e.c.	7	-	-	-
C310	Manufacture of furniture	29	2,329	60	35
C321	Manufacture of jewelry, bijouterie and related articles	9	460	-	-
C324	Manufacture of games and toys	3	108	39	26
C329	Other manufacturing, n.e.c.	12	3,134	321	546
C331	Repair of fabricated metal products, machinery and equipment	34	13,195	-	-
	Autonomous Region in Muslim Mindanao	343	1,149,943	307,249	277
C104	Manufacture of vegetable and animal oils and fats	S	S	S	S
C106	Manufacture of grain mill products, starches and starch products	46	793,473	90,657	-
C107	Manufacture of other food products	83	48,733	277	277
C108	Manufacture of prepared animal feeds	3	93	-	-
C110	Manufacture of beverages	124	44,418	1,274	-

Table 11 Number of Establishments and Value of Inventories by Type for Manufacturing Establishments by Region and Industry Group: Philippines, 2018*(Values are in thousand PhP, except number of establishments. Details may not add-up to total due to rounding and/or statistical disclosure control.)**Continued*

2009 PSIC Code	Region / Industry Description	Number of Establishments	Value of Inventories as of 1 January		
			Total	Finished Products	Work-in-Progress
		(1)	(2)	(3)	(4)
C142	Custom tailoring and dressmaking	22	10,379	7,633	-
C181	Printing and service activities related to printing	46	2,792	685	-
C221	Manufacture of rubber products	S	S	S	S
C239	Manufacture of non-metallic mineral products, n.e.c.	7	65	-	-
C251	Manufacture of structural metal products, tanks, reservoirs and steam generators	5	793	375	-
C310	Manufacture of furniture	5	132,698	95,496	-

Table 11 Number of Establishments and Value of Inventories by Type for Manufacturing Establishments by Region and Industry Group: Philippines, 2018*(Values are in thousand PhP, except number of establishments. Details may not add-up to total due to rounding and/or statistical disclosure control.)**Continued*

2009 PSIC Code	Region / Industry Description	Value of Inventories as of 1 January				
		Raw Materials	Other Materials and Supplies	Fuels, Lubricants, Oils and Greases	Goods for Resale	Other Inventories
		(5)	(6)	(7)	(8)	(9)
	Philippines	600,324,984	46,299,388	2,836,332	35,355,422	1,546,953
C101	Processing and preserving of meat	12,350,994	260,127	36,455	178,756	-
C102	Processing and preserving of fish, crustaceans and mollusks	8,333,165	647,850	4,472	1,035,642	108
C103	Processing and preserving of fruits and vegetables	4,524,365	216,551	862	3,053,232	25,756
C104	Manufacture of vegetable and animal oils and fats	11,508,269	1,041,432	138,123	2,130,841	223,976
C105	Manufacture of dairy products	28,497,611	5,030	1,666	1,233,083	50
C106	Manufacture of grain mill products, starches and starch products	17,455,939	1,093,159	294,179	1,430,240	1,651
C107	Manufacture of other food products	32,799,000	6,946,103	175,479	1,187,087	26,163
C108	Manufacture of prepared animal feeds	16,681,646	770,655	50,869	144,479	34,468
C110	Manufacture of beverages	14,179,963	3,079,794	81,165	1,128,470	346,943
C120	Manufacture of tobacco products	7,493,152	546,114	5,128	-	-
C131	Spinning, weaving and finishing of textiles	1,452,435	75,837	18,828	10,368	5,597
C139	Manufacture of other textiles	2,210,215	94,949	2,009	2,350	346
C141	Manufacture of wearing apparel, except fur apparel	4,603,617	186,861	3,296	477,059	4,826
C142	Custom tailoring and dressmaking	141,579	1,301	1,297	28,301	-
C143	Manufacture of knitted and crocheted apparel	293,188	24,232	-	1,787,304	-
C151	Tanning and dressing of leather; manufacture of luggage and handbags	1,208,227	5,343	10	1,026	-
C152	Manufacture of footwear	1,335,670	12,585	8,906	-	-
C161	Sawmilling and planing of wood	388,308	21,027	488	110,824	-
C162	Manufacture of products of wood, cork, straw and plaiting materials	6,813,835	602,606	6,565	125,157	-
C170	Manufacture of paper and paper products	15,440,641	713,107	23,292	1,092	11,715
C181	Printing and service activities related to printing	4,464,192	138,529	33,529	369,133	3,373
C182	Reproduction of recorded media	13,745	-	-	-	-
C192	Manufacture of refined petroleum products	41,056,758	-	1,364	493	9,436
C199	Manufacture of other fuel products	67,400	85,027	-	-	-
C201	Manufacture of basic chemicals	7,011,378	502,231	297,072	885,801	319,953
C202	Manufacture of other chemical products, n.e.c.	12,206,851	1,009,861	24,548	3,744,931	98,726
C203	Manufacture of man-made fibers	S	S	S	S	S
C210	Manufacture of pharmaceuticals, medicinal chemical and botanical products	5,891,091	1,694,982	68,781	935,452	2,519
C221	Manufacture of rubber products	2,581,878	524,198	18,151	4,696	890
C222	Manufacture of plastics products	16,718,118	428,829	23,039	421,622	1,920
C231	Manufacture of glass and glass products	3,026,884	320,897	134,086	34,048	3,385
C239	Manufacture of non-metallic mineral products, n.e.c.	15,265,418	3,145,598	1,064,960	751,884	89,075
C241	Manufacture of basic iron and steel	27,613,267	280,110	20,700	8,141,378	574
C242	Manufacture of basic precious and other non-ferrous metals	42,919,050	5,951,802	99,072	-	-
C243	Casting of metals	1,049,459	199,910	2,522	-	-

Table 11 Number of Establishments and Value of Inventories by Type for Manufacturing Establishments by Region and Industry Group: Philippines, 2018

(Values are in thousand PhP, except number of establishments. Details may not add-up to total due to rounding and/or statistical disclosure control.)

Continued

2009 PSIC Code	Region / Industry Description	Value of Inventories as of 1 January				
		Raw Materials	Other Materials and Supplies	Fuels, Lubricants, Oils and Greases	Goods for Resale	Other Inventories
		(5)	(6)	(7)	(8)	(9)
C251	Manufacture of structural metal products, tanks, reservoirs and steam generators	7,571,365	215,330	35,963	215,611	-
C252	Manufacture of weapons and ammunition	70,819	42	10	-	-
C259	Manufacture of other fabricated metal products; metal working service activities	14,704,759	808,700	13,464	399,447	1,954
C261	Manufacture of electronic components	125,098,731	3,329,484	1,250	7,723	73,029
C262	Manufacture of computers and peripheral equipment and accessories	5,256,874	226,866	-	699	-
C263	Manufacture of communication equipment	913,069	6,947	-	-	2,433
C264	Manufacture of consumer electronics	1,846,065	199,291	-	26,329	28,532
C265	Manufacture of measuring, testing, navigating and control equipment; watches and clocks	934,017	1,164	466	-	-
C267	Manufacture of optical instruments and photographic equipment	1,964,368	244,356	19	-	-
C271	Manufacture of electric motors, generators, transformers and electricity distribution and control apparatus	1,819,088	36,050	843	23,245	7,465
C272	Manufacture of batteries and accumulators	56,718	28,598	-	5,742	-
C273	Manufacture of wiring and wiring devices	4,039,684	59,768	-	85,151	-
C274	Manufacture of electric lighting equipment	1,251,741	121,342	113	27,224	18,093
C275	Manufacture of domestic appliances	1,009,145	28,138	-	32	4,013
C279	Manufacture of other electrical equipment	7,495,125	881,318	-	-	3,809
C281	Manufacture of general purpose machinery	6,457,584	373,553	3,003	127,077	35,580
C282	Manufacture of special purpose machinery	2,217,892	30,379	14,421	190,215	2,102
C291	Manufacture of motor vehicles	1,011,167	2,315,625	6	89,782	-
C292	Manufacture of bodies (coachwork) for motor vehicles; manufacture of trailers and semi-trailers	500,472	47,731	61	484	-
C293	Manufacture of parts and accessories for motor vehicles	17,344,338	3,391,004	62,932	32,652	77,010
C301	Building of ships and boats	4,312,529	48,225	3,375	27,250	-
C302	Manufacture of railway locomotive and rolling stock	S	S	S	S	S
C303	Manufacture of air and spacecraft and related machinery	8,776,132	456,852	-	1,265,900	-
C309	Manufacture of transport equipment, n.e.c.	4,715,974	814,004	11	3,258,069	12,567
C310	Manufacture of furniture	4,913,852	326,747	6,289	108,215	29,775
C321	Manufacture of jewelry, bijouterie and related articles	381,940	10,093	105	8,225	-
C322	Manufacture of musical instruments	5,570	-	-	-	-
C323	Manufacture of sports goods	716,107	14,229	-	-	-
C324	Manufacture of games and toys	368,962	25,129	466	3,067	-
C325	Manufacture of medical and dental instruments and supplies	3,507,060	768,956	23,322	1,240	43,325
C329	Other manufacturing, n.e.c.	1,168,651	21,014	2,512	20,863	-
C331	Repair of fabricated metal products, machinery and equipment	2,007,947	841,817	26,742	76,431	-

Table 11 Number of Establishments and Value of Inventories by Type for Manufacturing Establishments by Region and Industry Group: Philippines, 2018

(Values are in thousand PhP, except number of establishments. Details may not add-up to total due to rounding and/or statistical disclosure control.)

Continued

2009 PSIC Code	Region / Industry Description	Value of Inventories as of 1 January				
		Raw Materials	Other Materials and Supplies	Fuels, Lubricants, Oils and Greases	Goods for Resale	Other Inventories
		(5)	(6)	(7)	(8)	(9)
C332	Installation of industrial machinery and equipment	88,812	-	48	-	-
	National Capital Region	120,418,126	8,572,790	297,791	8,614,406	119,742
C101	Processing and preserving of meat	2,401,898	17,818	44	1,930	-
C102	Processing and preserving of fish, crustaceans and mollusks	2,328,310	60,795	-	1,012,998	-
C103	Processing and preserving of fruits and vegetables	879,962	69,635	-	3,007,917	21,420
C104	Manufacture of vegetable and animal oils and fats	7,886,919	255,029	73,930	-	9,566
C105	Manufacture of dairy products	1,053,797	-	-	8,358	-
C106	Manufacture of grain mill products, starches and starch products	5,766,620	445,931	1,198	-	-
C107	Manufacture of other food products	17,644,315	3,546,261	31,714	72,614	8,094
C108	Manufacture of prepared animal feeds	3,695,744	120,130	-	-	-
C110	Manufacture of beverages	1,466,423	1,678,830	489	238	-
C120	Manufacture of tobacco products	5,473,096	468,165	5,105	-	-
C131	Spinning, weaving and finishing of textiles	605,251	2,056	148	-	-
C139	Manufacture of other textiles	1,178,215	19,907	81	-	346
C141	Manufacture of wearing apparel, except fur apparel	2,984,986	22,159	533	371,612	-
C142	Custom tailoring and dressmaking	35,225	-	-	2,013	-
C143	Manufacture of knitted and crocheted apparel	228,734	-	-	1,787,304	-
C151	Tanning and dressing of leather; manufacture of luggage and handbags	213,518	3,541	-	468	-
C152	Manufacture of footwear	532,217	2,487	8,719	-	-
C161	Sawmilling and planing of wood	163,772	-	-	-	-
C162	Manufacture of products of wood, cork, straw and plaiting materials	316,580	3,568	-	-	-
C170	Manufacture of paper and paper products	7,125,111	83,690	4,762	38	731
C181	Printing and service activities related to printing	2,893,790	118,264	30,461	316,515	3,373
C192	Manufacture of refined petroleum products	37,686	-	-	-	-
C199	Manufacture of other fuel products	S	S	S	S	S
C201	Manufacture of basic chemicals	1,312,384	92,699	-	13,495	28,347
C202	Manufacture of other chemical products, n.e.c.	5,237,938	369,637	3,712	3,054	41,911
C203	Manufacture of man-made fibers	S	S	S	S	S
C210	Manufacture of pharmaceuticals, medicinal chemical and botanical products	3,172,998	296,357	2,277	930,773	-
C221	Manufacture of rubber products	1,061,605	9,793	-	4,160	-
C222	Manufacture of plastics products	8,253,088	55,076	11,098	155,309	44
C231	Manufacture of glass and glass products	1,581,849	39,042	78,909	31,233	-
C239	Manufacture of non-metallic mineral products, n.e.c.	1,392,905	92,340	2,128	104,502	-
C241	Manufacture of basic iron and steel	11,089,073	51,299	18,542	551,566	-

Table 11 Number of Establishments and Value of Inventories by Type for Manufacturing Establishments by Region and Industry Group: Philippines, 2018

(Values are in thousand PhP, except number of establishments. Details may not add-up to total due to rounding and/or statistical disclosure control.)

Continued

2009 PSIC Code	Region / Industry Description	Value of Inventories as of 1 January				
		Raw Materials	Other Materials and Supplies	Fuels, Lubricants, Oils and Greases	Goods for Resale	Other Inventories
		(5)	(6)	(7)	(8)	(9)
C242	Manufacture of basic precious and other non-ferrous metals	192,734	213	28	-	-
C243	Casting of metals	120,189	310	269	-	-
C251	Manufacture of structural metal products, tanks, reservoirs and steam generators	3,650,655	108,735	6,834	352	-
C252	Manufacture of weapons and ammunition	62,173	-	-	-	-
C259	Manufacture of other fabricated metal products; metal working service activities	6,137,181	245,047	3,286	23,055	-
C261	Manufacture of electronic components	1,962,487	61,886	452	-	-
C262	Manufacture of computers and peripheral equipment and accessories	S	S	S	S	S
C264	Manufacture of consumer electronics	49,386	97	-	26,329	-
C265	Manufacture of measuring, testing, navigating and control equipment; watches and clocks	77,193	1,164	466	-	-
C267	Manufacture of optical instruments and photographic equipment	S	S	S	S	S
C271	Manufacture of electric motors, generators, transformers and electricity distribution and control apparatus	171,573	647	843	-	-
C272	Manufacture of batteries and accumulators	S	S	S	S	S
C273	Manufacture of wiring and wiring devices	927,415	2,607	-	-	-
C274	Manufacture of electric lighting equipment	57,455	5,118	-	-	-
C275	Manufacture of domestic appliances	517,122	27,461	-	-	-
C279	Manufacture of other electrical equipment	108,660	-	-	-	3,809
C281	Manufacture of general purpose machinery	1,136,343	91,758	1,800	71,501	-
C282	Manufacture of special purpose machinery	265,140	-	-	-	2,102
C291	Manufacture of motor vehicles	84,345	30	6	-	-
C292	Manufacture of bodies (coachwork) for motor vehicles; manufacture of trailers and semi-trailers	339,752	39,895	-	-	-
C293	Manufacture of parts and accessories for motor vehicles	595,030	-	63	-	-
C301	Building of ships and boats	447	7,966	-	-	-
C303	Manufacture of air and spacecraft and related machinery	S	S	S	S	S
C309	Manufacture of transport equipment, n.e.c.	1,638,146	10	1	-	-
C310	Manufacture of furniture	2,242,237	26,729	2,207	-	-
C321	Manufacture of jewelry, bijouterie and related articles	18,094	605	-	-	-
C322	Manufacture of musical instruments	S	S	S	S	S
C323	Manufacture of sports goods	3,824	6	-	-	-
C324	Manufacture of games and toys	47,029	-	-	-	-
C325	Manufacture of medical and dental instruments and supplies	151,987	10,968	-	887	-
C329	Other manufacturing, n.e.c.	347,029	794	1,191	10,223	-
C331	Repair of fabricated metal products, machinery and equipment	902,372	11,924	6,448	23,725	-

Table 11 Number of Establishments and Value of Inventories by Type for Manufacturing Establishments by Region and Industry Group: Philippines, 2018

(Values are in thousand PhP, except number of establishments. Details may not add-up to total due to rounding and/or statistical disclosure control.)

Continued

2009 PSIC Code	Region / Industry Description	Value of Inventories as of 1 January				
		Raw Materials	Other Materials and Supplies	Fuels, Lubricants, Oils and Greases	Goods for Resale	Other Inventories
		(5)	(6)	(7)	(8)	(9)
C332	Installation of industrial machinery and equipment	29,316	-	48	-	-
	Cordillera Administrative Region	37,608,475	475,027	12,812	46,673	16
C101	Processing and preserving of meat	3,044	551	-	-	-
C102	Processing and preserving of fish, crustaceans and mollusks	8,814	-	-	-	-
C103	Processing and preserving of fruits and vegetables	5,349	2,644	-	6	-
C105	Manufacture of dairy products	S	S	S	S	S
C106	Manufacture of grain mill products, starches and starch products	1,369	77	160	2,047	-
C107	Manufacture of other food products	107,591	82	2,889	24,296	16
C110	Manufacture of beverages	11,889	1,076	9,335	-	-
C131	Spinning, weaving and finishing of textiles	8,422	42	11	6,874	-
C139	Manufacture of other textiles	4,536	16	-	-	-
C141	Manufacture of wearing apparel, except fur apparel	S	S	S	S	S
C142	Custom tailoring and dressmaking	28,064	74	29	767	-
C162	Manufacture of products of wood, cork, straw and plaiting materials	233	97	12	381	-
C181	Printing and service activities related to printing	15,837	1,885	169	1,521	-
C201	Manufacture of basic chemicals	2,659	-	-	-	-
C221	Manufacture of rubber products	29	-	-	-	-
C222	Manufacture of plastics products	S	S	S	S	S
C231	Manufacture of glass and glass products	S	S	S	S	S
C239	Manufacture of non-metallic mineral products, n.e.c.	21,461	7,021	63	780	-
C241	Manufacture of basic iron and steel	8,967	-	-	1,087	-
C251	Manufacture of structural metal products, tanks, reservoirs and steam generators	2,037	-	-	-	-
C259	Manufacture of other fabricated metal products; metal working service activities	2,781	668	95	-	-
C261	Manufacture of electronic components	S	S	S	S	S
C303	Manufacture of air and spacecraft and related machinery	S	S	S	S	S
C310	Manufacture of furniture	9,411	-	50	-	-
C321	Manufacture of jewelry, bijouterie and related articles	S	S	S	S	S
	I - Ilocos Region	3,131,682	186,505	25,183	457,808	-
C101	Processing and preserving of meat	86,875	7,600	5,124	-	-
C102	Processing and preserving of fish, crustaceans and mollusks	133,352	9,469	1,283	-	-
C103	Processing and preserving of fruits and vegetables	357	66,279	541	-	-

Table 11 Number of Establishments and Value of Inventories by Type for Manufacturing Establishments by Region and Industry Group: Philippines, 2018

(Values are in thousand PhP, except number of establishments. Details may not add-up to total due to rounding and/or statistical disclosure control.)

Continued

2009 PSIC Code	Region / Industry Description	Value of Inventories as of 1 January				
		Raw Materials	Other Materials and Supplies	Fuels, Lubricants, Oils and Greases	Goods for Resale	Other Inventories
		(5)	(6)	(7)	(8)	(9)
C105	Manufacture of dairy products	S	S	S	S	S
C106	Manufacture of grain mill products, starches and starch products	111,911	622	200	3,177	-
C107	Manufacture of other food products	187,960	15,539	344	4,496	-
C108	Manufacture of prepared animal feeds	6,484	1,083	5,353	546	-
C110	Manufacture of beverages	121,907	75,797	4,001	56	-
C120	Manufacture of tobacco products	S	S	S	S	S
C131	Spinning, weaving and finishing of textiles	625	151	2	52	-
C141	Manufacture of wearing apparel, except fur apparel	920	-	-	-	-
C142	Custom tailoring and dressmaking	1,927	-	-	337	-
C152	Manufacture of footwear	490	53	-	-	-
C162	Manufacture of products of wood, cork, straw and plaiting materials	703	-	-	-	-
C170	Manufacture of paper and paper products	75,805	-	-	-	-
C181	Printing and service activities related to printing	11,022	10	5	-	-
C201	Manufacture of basic chemicals	1,971	678	60	405,461	-
C210	Manufacture of pharmaceuticals, medicinal chemical and botanical products	S	S	S	S	S
C221	Manufacture of rubber products	559	-	-	-	-
C231	Manufacture of glass and glass products	2,086	18	24	1,286	-
C239	Manufacture of non-metallic mineral products, n.e.c.	1,614,786	6,032	7,980	40,967	-
C241	Manufacture of basic iron and steel	617,265	606	-	-	-
C251	Manufacture of structural metal products, tanks, reservoirs and steam generators	66,852	568	-	-	-
C259	Manufacture of other fabricated metal products; metal working service activities	819	-	-	-	-
C273	Manufacture of wiring and wiring devices	S	S	S	S	S
C282	Manufacture of special purpose machinery	S	S	S	S	S
C292	Manufacture of bodies (coachwork) for motor vehicles; manufacture of trailers and semi-trailers	2,131	254	-	186	-
C293	Manufacture of parts and accessories for motor vehicles	23	-	-	-	-
C309	Manufacture of transport equipment, n.e.c.	981	66	-	-	-
C321	Manufacture of jewelry, bijouterie and related articles	S	S	S	S	S
C324	Manufacture of games and toys	S	S	S	S	S
C329	Other manufacturing, n.e.c.	3,939	-	-	-	-
C331	Repair of fabricated metal products, machinery and equipment	7,237	994	-	-	-
	II - Cagayan Valley	2,951,529	116,264	2,428	770,177	-
C101	Processing and preserving of meat	3,035	986	66	-	-
C102	Processing and preserving of fish, crustaceans and mollusks	252	-	-	-	-
C103	Processing and preserving of fruits and vegetables	96	-	-	-	-

Table 11 Number of Establishments and Value of Inventories by Type for Manufacturing Establishments by Region and Industry Group: Philippines, 2018

(Values are in thousand PhP, except number of establishments. Details may not add-up to total due to rounding and/or statistical disclosure control.)

Continued

2009 PSIC Code	Region / Industry Description	Value of Inventories as of 1 January				
		Raw Materials	Other Materials and Supplies	Fuels, Lubricants, Oils and Greases	Goods for Resale	Other Inventories
		(5)	(6)	(7)	(8)	(9)
C104	Manufacture of vegetable and animal oils and fats	S	S	S	S	S
C105	Manufacture of dairy products	842	-	2	5	-
C106	Manufacture of grain mill products, starches and starch products	1,442,175	1,861	350	567,067	-
C107	Manufacture of other food products	59,740	627	54	152,826	-
C108	Manufacture of prepared animal feeds	11,830	479	-	2,075	-
C110	Manufacture of beverages	1,072,497	25,808	1,407	34	-
C120	Manufacture of tobacco products	164,949	-	-	-	-
C131	Spinning, weaving and finishing of textiles	805	-	-	-	-
C139	Manufacture of other textiles	310	-	-	-	-
C142	Custom tailoring and dressmaking	1,151	22	-	72	-
C151	Tanning and dressing of leather; manufacture of luggage and handbags	151	39	10	-	-
C162	Manufacture of products of wood, cork, straw and plaiting materials	243	-	-	-	-
C181	Printing and service activities related to printing	26,848	18	10	152	-
C182	Reproduction of recorded media	35	-	-	-	-
C199	Manufacture of other fuel products	S	S	S	S	S
C201	Manufacture of basic chemicals	S	S	S	S	S
C222	Manufacture of plastics products	5,413	-	-	9,767	-
C239	Manufacture of non-metallic mineral products, n.e.c.	3,642	95	285	175	-
C241	Manufacture of basic iron and steel	1,006	-	5	-	-
C251	Manufacture of structural metal products, tanks, reservoirs and steam generators	28,425	-	-	1,671	-
C252	Manufacture of weapons and ammunition	S	S	S	S	S
C259	Manufacture of other fabricated metal products; metal working service activities	6,400	686	144	2,196	-
C279	Manufacture of other electrical equipment	-	-	-	-	-
C282	Manufacture of special purpose machinery	5,310	-	-	31,858	-
C310	Manufacture of furniture	19,488	12	4	-	-
C321	Manufacture of jewelry, bijouterie and related articles	13	-	-	-	-
C329	Other manufacturing, n.e.c.	S	S	S	S	S
C331	Repair of fabricated metal products, machinery and equipment	1,227	63	88	2,187	-
	III - Central Luzon	133,816,348	5,266,689	520,413	7,304,171	138,786
C101	Processing and preserving of meat	2,036,585	178,007	452	17,204	-
C102	Processing and preserving of fish, crustaceans and mollusks	144,888	14,568	602	-	-
C103	Processing and preserving of fruits and vegetables	244,208	26,405	20	-	-
C104	Manufacture of vegetable and animal oils and fats	423,699	-	-	-	32,637
C105	Manufacture of dairy products	91,826	1,383	-	-	-

Table 11 Number of Establishments and Value of Inventories by Type for Manufacturing Establishments by Region and Industry Group: Philippines, 2018

(Values are in thousand PhP, except number of establishments. Details may not add-up to total due to rounding and/or statistical disclosure control.)

Continued

2009 PSIC Code	Region / Industry Description	Value of Inventories as of 1 January				
		Raw Materials	Other Materials and Supplies	Fuels, Lubricants, Oils and Greases	Goods for Resale	Other Inventories
		(5)	(6)	(7)	(8)	(9)
C106	Manufacture of grain mill products, starches and starch products	3,130,495	26,192	1,433	7,622	-
C107	Manufacture of other food products	1,844,775	203,054	2,317	380,233	-
C108	Manufacture of prepared animal feeds	3,287,110	122,373	8,736	3,025	28,954
C110	Manufacture of beverages	988,040	465,370	15,029	-	-
C120	Manufacture of tobacco products	S	S	S	S	S
C131	Spinning, weaving and finishing of textiles	748,539	68,280	18,664	3,150	5,597
C139	Manufacture of other textiles	239,684	54,392	1,118	-	-
C141	Manufacture of wearing apparel, except fur apparel	380,345	3,626	389	5,139	-
C142	Custom tailoring and dressmaking	5,262	82	-	-	-
C143	Manufacture of knitted and crocheted apparel	4,575	1,636	-	-	-
C151	Tanning and dressing of leather; manufacture of luggage and handbags	228,615	1,176	-	-	-
C152	Manufacture of footwear	192,995	5,127	124	-	-
C161	Sawmilling and planing of wood	S	S	S	S	S
C162	Manufacture of products of wood, cork, straw and plaiting materials	362,870	264,569	396	11,228	-
C170	Manufacture of paper and paper products	3,178,880	334,669	4,108	1,054	10,984
C181	Printing and service activities related to printing	73,385	238	8	1,208	-
C192	Manufacture of refined petroleum products	22,546,793	-	-	-	-
C201	Manufacture of basic chemicals	482,181	32,024	15	35,902	-
C202	Manufacture of other chemical products, n.e.c.	2,100,880	19,334	41	1,098	13,276
C210	Manufacture of pharmaceuticals, medicinal chemical and botanical products	631,017	440	-	-	-
C221	Manufacture of rubber products	594,438	448,779	16,556	36	890
C222	Manufacture of plastics products	2,034,337	56,106	1,043	-	694
C231	Manufacture of glass and glass products	183,607	47,890	704	53	-
C239	Manufacture of non-metallic mineral products, n.e.c.	3,103,414	674,912	406,323	183,475	-
C241	Manufacture of basic iron and steel	4,418,879	137,212	1,281	6,428,330	-
C242	Manufacture of basic precious and other non-ferrous metals	49,798	17,427	1,253	-	-
C243	Casting of metals	128,945	2,456	-	-	-
C251	Manufacture of structural metal products, tanks, reservoirs and steam generators	334,094	4,683	-	175,901	-
C259	Manufacture of other fabricated metal products; metal working service activities	1,807,851	13,537	4,459	22,039	-
C261	Manufacture of electronic components	68,015,429	221,150	-	2,335	2,430
C262	Manufacture of computers and peripheral equipment and accessories	2,134,657	35,399	-	-	-
C263	Manufacture of communication equipment	S	S	S	S	S
C264	Manufacture of consumer electronics	83,269	5,406	-	-	-
C265	Manufacture of measuring, testing, navigating and control equipment; watches and clocks	10,693	-	-	-	-
C271	Manufacture of electric motors, generators, transformers and electricity distribution and control apparatus	49,472	-	-	-	-

Table 11 Number of Establishments and Value of Inventories by Type for Manufacturing Establishments by Region and Industry Group: Philippines, 2018

(Values are in thousand PhP, except number of establishments. Details may not add-up to total due to rounding and/or statistical disclosure control.)

Continued

2009 PSIC Code	Region / Industry Description	Value of Inventories as of 1 January				
		Raw Materials	Other Materials and Supplies	Fuels, Lubricants, Oils and Greases	Goods for Resale	Other Inventories
		(5)	(6)	(7)	(8)	(9)
C272	Manufacture of batteries and accumulators	S	S	S	S	S
C273	Manufacture of wiring and wiring devices	620,671	9,006	-	-	-
C274	Manufacture of electric lighting equipment	123,801	12,817	-	-	-
C275	Manufacture of domestic appliances	43,556	-	-	-	-
C279	Manufacture of other electrical equipment	230,093	60,992	-	-	-
C281	Manufacture of general purpose machinery	410,932	8,826	-	16,262	-
C282	Manufacture of special purpose machinery	80,709	-	-	-	-
C291	Manufacture of motor vehicles	8,615	-	-	-	-
C292	Manufacture of bodies (coachwork) for motor vehicles; manufacture of trailers and semi-trailers	S	S	S	S	S
C293	Manufacture of parts and accessories for motor vehicles	802,903	956,325	-	-	-
C301	Building of ships and boats	S	S	S	S	S
C303	Manufacture of air and spacecraft and related machinery	217,491	259	-	-	-
C309	Manufacture of transport equipment, n.e.c.	1,077	28	-	3,100	-
C310	Manufacture of furniture	303,892	8,081	321	1,555	-
C321	Manufacture of jewelry, bijouterie and related articles	107,676	170	-	-	-
C322	Manufacture of musical instruments	S	S	S	S	S
C323	Manufacture of sports goods	174,129	-	-	-	-
C324	Manufacture of games and toys	112,665	7,379	16	3,067	-
C325	Manufacture of medical and dental instruments and supplies	274,718	467,901	23,322	-	43,325
C329	Other manufacturing, n.e.c.	560,336	9,774	845	-	-
C331	Repair of fabricated metal products, machinery and equipment	413,995	208,634	8,479	1,153	-
C332	Installation of industrial machinery and equipment	S	S	S	S	S
	IVA - CALABARZON	193,651,520	16,788,534	1,019,837	11,997,324	982,478
C101	Processing and preserving of meat	5,202,429	4,650	-	156,716	-
C102	Processing and preserving of fish, crustaceans and mollusks	547,250	48,931	-	-	-
C103	Processing and preserving of fruits and vegetables	215,142	17,883	-	-	2,291
C104	Manufacture of vegetable and animal oils and fats	409,908	16,354	1,456	4,330	17,928
C105	Manufacture of dairy products	27,339,849	1,115	1,635	1,224,304	-
C106	Manufacture of grain mill products, starches and starch products	441,297	22,943	880	8,326	1,598
C107	Manufacture of other food products	8,706,867	1,537,529	27,404	112,648	8,623
C108	Manufacture of prepared animal feeds	673,193	52,464	1,762	18,529	3,737
C110	Manufacture of beverages	6,014,575	521,726	16,717	878,459	317,504
C120	Manufacture of tobacco products	1,653,840	77,934	-	-	-
C131	Spinning, weaving and finishing of textiles	85,837	5,202	-	-	-
C139	Manufacture of other textiles	601,393	18,553	451	-	-

Table 11 Number of Establishments and Value of Inventories by Type for Manufacturing Establishments by Region and Industry Group: Philippines, 2018

(Values are in thousand PhP, except number of establishments. Details may not add-up to total due to rounding and/or statistical disclosure control.)

Continued

2009 PSIC Code	Region / Industry Description	Value of Inventories as of 1 January				
		Raw Materials	Other Materials and Supplies	Fuels, Lubricants, Oils and Greases	Goods for Resale	Other Inventories
		(5)	(6)	(7)	(8)	(9)
C141	Manufacture of wearing apparel, except fur apparel	1,023,018	115,783	2,140	66,557	4,826
C142	Custom tailoring and dressmaking	1,247	-	-	318	-
C143	Manufacture of knitted and crocheted apparel	59,878	22,597	-	-	-
C151	Tanning and dressing of leather; manufacture of luggage and handbags	638,177	101	-	-	-
C152	Manufacture of footwear	405,621	187	-	-	-
C161	Sawmilling and planing of wood	S	S	S	S	S
C162	Manufacture of products of wood, cork, straw and plaiting materials	4,945,346	151,374	32	8,122	-
C170	Manufacture of paper and paper products	2,072,038	139,745	6,333	-	-
C181	Printing and service activities related to printing	700,025	2,661	-	828	-
C182	Reproduction of recorded media	S	S	S	S	S
C192	Manufacture of refined petroleum products	S	S	S	S	S
C199	Manufacture of other fuel products	S	S	S	S	S
C201	Manufacture of basic chemicals	2,117,600	218,819	284,847	23,174	291,606
C202	Manufacture of other chemical products, n.e.c.	3,918,784	204,307	1,045	3,689,282	33,539
C210	Manufacture of pharmaceuticals, medicinal chemical and botanical products	1,864,893	1,392,856	66,498	2,948	2,519
C221	Manufacture of rubber products	540,085	62,260	949	-	-
C222	Manufacture of plastics products	4,905,528	298,091	9,516	172,230	1,182
C231	Manufacture of glass and glass products	978,096	220,382	54,416	-	3,385
C239	Manufacture of non-metallic mineral products, n.e.c.	7,283,720	127,307	452,204	336,876	26,543
C241	Manufacture of basic iron and steel	9,699,977	59,256	357	218	574
C242	Manufacture of basic precious and other non-ferrous metals	302,688	26,581	5,172	-	-
C243	Casting of metals	709,526	196,908	2,155	-	-
C251	Manufacture of structural metal products, tanks, reservoirs and steam generators	3,027,355	97,813	27,089	23,274	-
C252	Manufacture of weapons and ammunition	S	S	S	S	S
C259	Manufacture of other fabricated metal products; metal working service activities	4,143,997	440,975	4,140	342,596	894
C261	Manufacture of electronic components	21,103,843	2,566,555	798	5,387	70,599
C262	Manufacture of computers and peripheral equipment and accessories	2,664,509	191,467	-	-	-
C263	Manufacture of communication equipment	375,558	6,148	-	-	2,433
C264	Manufacture of consumer electronics	1,044,947	156,678	-	-	28,532
C265	Manufacture of measuring, testing, navigating and control equipment; watches and clocks	720,764	-	-	-	-
C267	Manufacture of optical instruments and photographic equipment	986,189	86,381	-	-	-
C271	Manufacture of electric motors, generators, transformers and electricity distribution and control apparatus	1,366,822	34,602	-	-	7,465
C272	Manufacture of batteries and accumulators	S	S	S	S	S
C273	Manufacture of wiring and wiring devices	2,401,249	41,672	-	85,151	-
C274	Manufacture of electric lighting equipment	1,021,224	99,833	113	27,224	18,093

Table 11 Number of Establishments and Value of Inventories by Type for Manufacturing Establishments by Region and Industry Group: Philippines, 2018

(Values are in thousand PhP, except number of establishments. Details may not add-up to total due to rounding and/or statistical disclosure control.)

Continued

2009 PSIC Code	Region / Industry Description	Value of Inventories as of 1 January				
		Raw Materials	Other Materials and Supplies	Fuels, Lubricants, Oils and Greases	Goods for Resale	Other Inventories
		(5)	(6)	(7)	(8)	(9)
C275	Manufacture of domestic appliances	302,302	677	-	-	4,013
C279	Manufacture of other electrical equipment	7,121,887	820,326	-	-	-
C281	Manufacture of general purpose machinery	4,503,453	267,491	1,203	21,390	35,580
C282	Manufacture of special purpose machinery	1,656,207	26,194	13,727	146,014	-
C291	Manufacture of motor vehicles	707,698	2,315,595	-	89,782	-
C292	Manufacture of bodies (coachwork) for motor vehicles; manufacture of trailers and semi-trailers	31,906	7,582	61	297	-
C293	Manufacture of parts and accessories for motor vehicles	15,750,179	2,401,259	36,163	32,416	77,010
C301	Building of ships and boats	4,882	-	76	27,250	-
C302	Manufacture of railway locomotive and rolling stock	S	S	S	S	S
C303	Manufacture of air and spacecraft and related machinery	S	S	S	S	S
C309	Manufacture of transport equipment, n.e.c.	2,623,688	739,886	10	3,254,969	12,567
C310	Manufacture of furniture	788,434	50,901	-	47,165	-
C321	Manufacture of jewelry, bijouterie and related articles	24,340	54	-	-	-
C322	Manufacture of musical instruments	S	S	S	S	S
C323	Manufacture of sports goods	448,742	4,708	-	-	-
C324	Manufacture of games and toys	53,864	12,741	449	-	-
C325	Manufacture of medical and dental instruments and supplies	2,869,494	263,156	-	352	-
C329	Other manufacturing, n.e.c.	87,346	60	-	-	-
C331	Repair of fabricated metal products, machinery and equipment	209,431	591,283	37	85	-
C332	Installation of industrial machinery and equipment	S	S	S	S	S
	MIMAROPA	735,418	3,755	1,372	147,873	-
C101	Processing and preserving of meat	4,792	1,033	-	-	-
C102	Processing and preserving of fish, crustaceans and mollusks	S	S	S	S	S
C103	Processing and preserving of fruits and vegetables	S	S	S	S	S
C104	Manufacture of vegetable and animal oils and fats	55,530	2	1,060	55,199	-
C105	Manufacture of dairy products	117	-	-	15	-
C106	Manufacture of grain mill products, starches and starch products	538,128	-	-	53,561	-
C107	Manufacture of other food products	91,996	295	57	4,420	-
C110	Manufacture of beverages	4,691	2,160	-	537	-
C131	Spinning, weaving and finishing of textiles	238	2	3	-	-
C141	Manufacture of wearing apparel, except fur apparel	12	-	-	12	-
C142	Custom tailoring and dressmaking	1,006	-	24	428	-

Table 11 Number of Establishments and Value of Inventories by Type for Manufacturing Establishments by Region and Industry Group: Philippines, 2018

(Values are in thousand PhP, except number of establishments. Details may not add-up to total due to rounding and/or statistical disclosure control.)

Continued

2009 PSIC Code	Region / Industry Description	Value of Inventories as of 1 January				
		Raw Materials	Other Materials and Supplies	Fuels, Lubricants, Oils and Greases	Goods for Resale	Other Inventories
		(5)	(6)	(7)	(8)	(9)
C151	Tanning and dressing of leather; manufacture of luggage and handbags	66	-	-	-	-
C161	Sawmilling and planing of wood	7	-	3	13	-
C162	Manufacture of products of wood, cork, straw and plaiting materials	5,413	-	-	8,014	-
C181	Printing and service activities related to printing	21,730	11	-	15,986	-
C201	Manufacture of basic chemicals	119	-	-	-	-
C202	Manufacture of other chemical products, n.e.c.	S	S	S	S	S
C210	Manufacture of pharmaceuticals, medicinal chemical and botanical products	S	S	S	S	S
C222	Manufacture of plastics products	2,530	-	-	1,471	-
C239	Manufacture of non-metallic mineral products, n.e.c.	1,933	27	4	600	-
C241	Manufacture of basic iron and steel	642	-	-	-	-
C242	Manufacture of basic precious and other non-ferrous metals	S	S	S	S	S
C259	Manufacture of other fabricated metal products; metal working service activities	340	-	-	948	-
C282	Manufacture of special purpose machinery	S	S	S	S	S
C310	Manufacture of furniture	2,652	-	-	137	-
C331	Repair of fabricated metal products, machinery and equipment	2,079	206	-	-	-
	V - Bicol Region	1,639,018	1,503,707	113,034	321,719	84,486
C101	Processing and preserving of meat	8,421	732	152	180	-
C102	Processing and preserving of fish, crustaceans and mollusks	1,354	8,090	568	108	-
C103	Processing and preserving of fruits and vegetables	9,975	1,909	13	15	-
C104	Manufacture of vegetable and animal oils and fats	208,896	93,611	528	-	82,032
C105	Manufacture of dairy products	510	161	11	179	-
C106	Manufacture of grain mill products, starches and starch products	205,673	8,432	882	27,719	-
C107	Manufacture of other food products	160,310	3,507	2,851	32,876	-
C108	Manufacture of prepared animal feeds	121,389	498	-	106,709	148
C110	Manufacture of beverages	14,063	5,349	2,102	46,280	2,305
C120	Manufacture of tobacco products	S	S	S	S	S
C131	Spinning, weaving and finishing of textiles	314	95	-	-	-
C139	Manufacture of other textiles	6,535	217	164	2,239	-
C141	Manufacture of wearing apparel, except fur apparel	14,872	-	-	23,109	-
C142	Custom tailoring and dressmaking	13,178	41	499	1,227	-
C151	Tanning and dressing of leather; manufacture of luggage and handbags	80	-	-	558	-
C152	Manufacture of footwear	138	11	7	-	-
C162	Manufacture of products of wood, cork, straw and plaiting materials	120,102	150,287	2,096	44,611	-

Table 11 Number of Establishments and Value of Inventories by Type for Manufacturing Establishments by Region and Industry Group: Philippines, 2018

(Values are in thousand PhP, except number of establishments. Details may not add-up to total due to rounding and/or statistical disclosure control.)

Continued

2009 PSIC Code	Region / Industry Description	Value of Inventories as of 1 January				
		Raw Materials	Other Materials and Supplies	Fuels, Lubricants, Oils and Greases	Goods for Resale	Other Inventories
		(5)	(6)	(7)	(8)	(9)
C170	Manufacture of paper and paper products	175,023	13,576	-	-	-
C181	Printing and service activities related to printing	24,486	2,314	296	1,454	-
C201	Manufacture of basic chemicals	3,860	-	-	-	-
C210	Manufacture of pharmaceuticals, medicinal chemical and botanical products	-	-	-	-	-
C231	Manufacture of glass and glass products	S	S	S	S	S
C239	Manufacture of non-metallic mineral products, n.e.c.	175,019	394,011	9,378	197	-
C241	Manufacture of basic iron and steel	24,618	1,026	-	6,949	-
C242	Manufacture of basic precious and other non-ferrous metals	S	S	S	S	S
C251	Manufacture of structural metal products, tanks, reservoirs and steam generators	4,420	3,320	191	342	-
C259	Manufacture of other fabricated metal products; metal working service activities	1,391	92	194	111	-
C281	Manufacture of general purpose machinery	41,785	-	-	-	-
C282	Manufacture of special purpose machinery	1,869	3	-	11,102	-
C293	Manufacture of parts and accessories for motor vehicles	236	-	-	236	-
C310	Manufacture of furniture	5,196	-	-	-	-
C329	Other manufacturing, n.e.c.	2,886	19	463	3,523	-
C331	Repair of fabricated metal products, machinery and equipment	9,502	11	-	11,994	-
	VI - Western Visayas	4,825,827	1,243,700	111,085	728,590	8,027
C101	Processing and preserving of meat	377,729	184	21,689	1,069	-
C102	Processing and preserving of fish, crustaceans and mollusks	33,874	235	966	7,895	-
C103	Processing and preserving of fruits and vegetables	S	S	S	S	S
C104	Manufacture of vegetable and animal oils and fats	33,239	1,308	3,194	-	-
C105	Manufacture of dairy products	329	-	-	-	-
C106	Manufacture of grain mill products, starches and starch products	445,367	79	61	118,383	-
C107	Manufacture of other food products	803,469	1,209,440	40,926	205,892	7,415
C108	Manufacture of prepared animal feeds	275,770	-	12,269	-	606
C110	Manufacture of beverages	1,202,773	26,796	16,301	7,195	6
C131	Spinning, weaving and finishing of textiles	2,100	7	1	-	-
C139	Manufacture of other textiles	927	-	-	-	-
C141	Manufacture of wearing apparel, except fur apparel	7,981	-	-	-	-
C142	Custom tailoring and dressmaking	19,068	1	-	8,103	-
C161	Sawmilling and planing of wood	2,165	-	-	-	-
C162	Manufacture of products of wood, cork, straw and plaiting materials	886	-	-	933	-
C181	Printing and service activities related to printing	31,720	2,252	1,389	796	-
C192	Manufacture of refined petroleum products	S	S	S	S	S
C201	Manufacture of basic chemicals	1,304,695	38	563	348,809	-

Table 11 Number of Establishments and Value of Inventories by Type for Manufacturing Establishments by Region and Industry Group: Philippines, 2018

(Values are in thousand PhP, except number of establishments. Details may not add-up to total due to rounding and/or statistical disclosure control.)

Continued

2009 PSIC Code	Region / Industry Description	Value of Inventories as of 1 January				
		Raw Materials	Other Materials and Supplies	Fuels, Lubricants, Oils and Greases	Goods for Resale	Other Inventories
		(5)	(6)	(7)	(8)	(9)
C202	Manufacture of other chemical products, n.e.c.	S	S	S	S	S
C210	Manufacture of pharmaceuticals, medicinal chemical and botanical products	2,524	-	-	-	-
C221	Manufacture of rubber products	173	-	-	-	-
C222	Manufacture of plastics products	75,067	55	-	4,053	-
C231	Manufacture of glass and glass products	2,414	-	-	-	-
C239	Manufacture of non-metallic mineral products, n.e.c.	43,071	1,439	12,863	3,761	-
C241	Manufacture of basic iron and steel	37,197	324	-	-	-
C243	Casting of metals	15,364	-	-	-	-
C251	Manufacture of structural metal products, tanks, reservoirs and steam generators	24,217	-	-	-	-
C259	Manufacture of other fabricated metal products; metal working service activities	16,044	-	784	2,642	-
C265	Manufacture of measuring, testing, navigating and control equipment; watches and clocks	S	S	S	S	S
C267	Manufacture of optical instruments and photographic equipment	S	S	S	S	S
C282	Manufacture of special purpose machinery	11,574	-	-	-	-
C293	Manufacture of parts and accessories for motor vehicles	3	326	-	-	-
C310	Manufacture of furniture	37,324	819	-	6,636	-
C321	Manufacture of jewelry, bijouterie and related articles	193	-	-	-	-
C329	Other manufacturing, n.e.c.	14,178	12	9	6,784	-
C331	Repair of fabricated metal products, machinery and equipment	2,772	199	-	3,521	-
	VII - Central Visayas	24,958,711	4,311,780	280,717	2,006,675	85,349
C101	Processing and preserving of meat	2,123,549	16,734	6,015	-	-
C102	Processing and preserving of fish, crustaceans and mollusks	300,177	401,864	261	802	-
C103	Processing and preserving of fruits and vegetables	65,137	12,037	-	-	-
C104	Manufacture of vegetable and animal oils and fats	822,010	27,233	4,946	761,259	-
C105	Manufacture of dairy products	6,996	2,263	6	19	-
C106	Manufacture of grain mill products, starches and starch products	393,254	166,998	205	322	-
C107	Manufacture of other food products	1,033,467	205,558	27,552	4,715	2,013
C108	Manufacture of prepared animal feeds	3,974,648	175,243	19,961	1,446	-
C110	Manufacture of beverages	1,042,832	112,051	6,995	-	-
C131	Spinning, weaving and finishing of textiles	123	-	-	292	-
C139	Manufacture of other textiles	126,666	971	-	-	-
C141	Manufacture of wearing apparel, except fur apparel	167,568	45,284	235	-	-
C142	Custom tailoring and dressmaking	2,675	-	-	-	-

Table 11 Number of Establishments and Value of Inventories by Type for Manufacturing Establishments by Region and Industry Group: Philippines, 2018

(Values are in thousand PhP, except number of establishments. Details may not add-up to total due to rounding and/or statistical disclosure control.)

Continued

2009 PSIC Code	Region / Industry Description	Value of Inventories as of 1 January				
		Raw Materials	Other Materials and Supplies	Fuels, Lubricants, Oils and Greases	Goods for Resale	Other Inventories
		(5)	(6)	(7)	(8)	(9)
C151	Tanning and dressing of leather; manufacture of luggage and handbags	S	S	S	S	S
C152	Manufacture of footwear	174,808	4,694	48	-	-
C161	Sawmilling and planing of wood	24,659	20,493	91	-	-
C162	Manufacture of products of wood, cork, straw and plaiting materials	59,980	1,964	10	-	-
C170	Manufacture of paper and paper products	745,252	2,063	-	-	-
C181	Printing and service activities related to printing	176,684	43	-	-	-
C201	Manufacture of basic chemicals	349,868	89,118	6,408	41,480	-
C202	Manufacture of other chemical products, n.e.c.	541,352	24,768	16,462	25,935	-
C210	Manufacture of pharmaceuticals, medicinal chemical and botanical products	140,209	393	-	-	-
C221	Manufacture of rubber products	268,155	3,219	145	-	-
C222	Manufacture of plastics products	683,738	14,749	814	-	-
C231	Manufacture of glass and glass products	260,730	13,440	-	-	-
C239	Manufacture of non-metallic mineral products, n.e.c.	1,095,599	1,798,139	162,842	1,014	62,532
C241	Manufacture of basic iron and steel	1,526,259	14,864	-	1,152,375	-
C242	Manufacture of basic precious and other non-ferrous metals	S	S	S	S	S
C243	Casting of metals	65,329	-	-	-	-
C251	Manufacture of structural metal products, tanks, reservoirs and steam generators	64,288	-	-	2,545	-
C252	Manufacture of weapons and ammunition	S	S	S	S	S
C259	Manufacture of other fabricated metal products; metal working service activities	492,826	26,330	42	-	1,059
C261	Manufacture of electronic components	308,323	479,893	-	-	-
C262	Manufacture of computers and peripheral equipment and accessories	S	S	S	S	S
C263	Manufacture of communication equipment	S	S	S	S	S
C264	Manufacture of consumer electronics	664,909	37,110	-	-	-
C265	Manufacture of measuring, testing, navigating and control equipment; watches and clocks	124,534	-	-	-	-
C267	Manufacture of optical instruments and photographic equipment	599,598	153,479	19	-	-
C271	Manufacture of electric motors, generators, transformers and electricity distribution and control apparatus	231,221	800	-	-	-
C273	Manufacture of wiring and wiring devices	S	S	S	S	S
C274	Manufacture of electric lighting equipment	49,261	3,575	-	-	-
C275	Manufacture of domestic appliances	S	S	S	S	S
C279	Manufacture of other electrical equipment	S	S	S	S	S
C281	Manufacture of general purpose machinery	337,681	4,222	-	-	-
C282	Manufacture of special purpose machinery	19,388	2,403	-	-	-
C291	Manufacture of motor vehicles	158,330	-	-	-	-

Table 11 Number of Establishments and Value of Inventories by Type for Manufacturing Establishments by Region and Industry Group: Philippines, 2018

(Values are in thousand PhP, except number of establishments. Details may not add-up to total due to rounding and/or statistical disclosure control.)

Continued

2009 PSIC Code	Region / Industry Description	Value of Inventories as of 1 January				
		Raw Materials	Other Materials and Supplies	Fuels, Lubricants, Oils and Greases	Goods for Resale	Other Inventories
		(5)	(6)	(7)	(8)	(9)
C293	Manufacture of parts and accessories for motor vehicles	195,901	33,094	26,705	-	-
C301	Building of ships and boats	1,608,080	39,187	550	-	-
C309	Manufacture of transport equipment, n.e.c.	452,083	74,014	-	-	-
C310	Manufacture of furniture	1,293,019	232,876	143	14,473	19,745
C321	Manufacture of jewelry, bijouterie and related articles	211,466	6,450	99	-	-
C322	Manufacture of musical instruments	S	S	S	S	S
C323	Manufacture of sports goods	S	S	S	S	S
C324	Manufacture of games and toys	S	S	S	S	S
C325	Manufacture of medical and dental instruments and supplies	210,862	26,931	-	-	-
C329	Other manufacturing, n.e.c.	122,148	10,352	-	-	-
C331	Repair of fabricated metal products, machinery and equipment	12,401	1,358	154	-	-
	VIII - Eastern Visayas	43,515,536	1,825,545	12,466	43,002	46,101
C101	Processing and preserving of meat	S	S	S	S	S
C102	Processing and preserving of fish, crustaceans and mollusks	22,008	492	-	-	-
C103	Processing and preserving of fruits and vegetables	3,706	59	-	-	-
C104	Manufacture of vegetable and animal oils and fats	538,905	1,378	164	-	46,101
C105	Manufacture of dairy products	S	S	S	S	S
C106	Manufacture of grain mill products, starches and starch products	66,234	69	-	20,776	-
C107	Manufacture of other food products	267,074	30,007	3,331	16,565	-
C110	Manufacture of beverages	33,172	10,078	766	826	-
C131	Spinning, weaving and finishing of textiles	11	-	-	-	-
C139	Manufacture of other textiles	S	S	S	S	S
C141	Manufacture of wearing apparel, except fur apparel	249	-	-	249	-
C142	Custom tailoring and dressmaking	1,185	121	-	-	-
C162	Manufacture of products of wood, cork, straw and plaiting materials	1,533	-	-	-	-
C170	Manufacture of paper and paper products	318,422	5,721	7,964	-	-
C181	Printing and service activities related to printing	8,196	-	-	3,213	-
C201	Manufacture of basic chemicals	144,934	8,347	-	-	-
C210	Manufacture of pharmaceuticals, medicinal chemical and botanical products	S	S	S	S	S
C222	Manufacture of plastics products	8,602	-	-	-	-
C231	Manufacture of glass and glass products	3,677	-	-	-	-
C239	Manufacture of non-metallic mineral products, n.e.c.	2,218	100	239	1,163	-
C241	Manufacture of basic iron and steel	-	-	-	-	-
C242	Manufacture of basic precious and other non-ferrous metals	S	S	S	S	S

Table 11 Number of Establishments and Value of Inventories by Type for Manufacturing Establishments by Region and Industry Group: Philippines, 2018

(Values are in thousand PhP, except number of establishments. Details may not add-up to total due to rounding and/or statistical disclosure control.)

Continued

2009 PSIC Code	Region / Industry Description	Value of Inventories as of 1 January				
		Raw Materials	Other Materials and Supplies	Fuels, Lubricants, Oils and Greases	Goods for Resale	Other Inventories
		(5)	(6)	(7)	(8)	(9)
C243	Casting of metals	S	S	S	S	S
C251	Manufacture of structural metal products, tanks, reservoirs and steam generators	958	6	-	-	-
C259	Manufacture of other fabricated metal products; metal working service activities	818	-	-	-	-
C273	Manufacture of wiring and wiring devices	S	S	S	S	S
C282	Manufacture of special purpose machinery	S	S	S	S	S
C310	Manufacture of furniture	157	-	-	-	-
C321	Manufacture of jewelry, bijouterie and related articles	-	-	-	-	-
C329	Other manufacturing, n.e.c.	2,595	-	3	210	-
C331	Repair of fabricated metal products, machinery and equipment	1,472	-	-	-	-
	IX - Zamboanga Peninsula	3,719,712	40,320	2,325	1,513,575	2
C101	Processing and preserving of meat	5,879	16,064	5	-	-
C102	Processing and preserving of fish, crustaceans and mollusks	1,401,291	13,396	601	-	-
C104	Manufacture of vegetable and animal oils and fats	129,941	-	-	1,289,485	-
C105	Manufacture of dairy products	41	-	-	41	-
C106	Manufacture of grain mill products, starches and starch products	101,744	124	74	5,285	-
C107	Manufacture of other food products	297,473	1,389	754	9,451	2
C108	Manufacture of prepared animal feeds	S	S	S	S	S
C110	Manufacture of beverages	11,763	-	141	186,082	-
C139	Manufacture of other textiles	S	S	S	S	S
C142	Custom tailoring and dressmaking	8,094	42	-	-	-
C161	Sawmilling and planing of wood	728	-	118	493	-
C162	Manufacture of products of wood, cork, straw and plaiting materials	S	S	S	S	S
C181	Printing and service activities related to printing	37,785	423	126	3,803	-
C221	Manufacture of rubber products	79,916	86	351	500	-
C222	Manufacture of plastics products	19,851	-	-	-	-
C231	Manufacture of glass and glass products	1,326	-	5	-	-
C239	Manufacture of non-metallic mineral products, n.e.c.	2,386	30	150	62	-
C241	Manufacture of basic iron and steel	3,435	446	-	-	-
C251	Manufacture of structural metal products, tanks, reservoirs and steam generators	9,890	-	-	7,038	-
C259	Manufacture of other fabricated metal products; metal working service activities	1,224,005	3,920	-	-	-
C310	Manufacture of furniture	7,217	39	-	3,751	-
C321	Manufacture of jewelry, bijouterie and related articles	S	S	S	S	S
C329	Other manufacturing, n.e.c.	-	-	-	-	-
C331	Repair of fabricated metal products, machinery and equipment	1,177	4,358	2	-	-

Table 11 Number of Establishments and Value of Inventories by Type for Manufacturing Establishments by Region and Industry Group: Philippines, 2018

(Values are in thousand PhP, except number of establishments. Details may not add-up to total due to rounding and/or statistical disclosure control.)

Continued

2009 PSIC Code	Region / Industry Description	Value of Inventories as of 1 January				
		Raw Materials	Other Materials and Supplies	Fuels, Lubricants, Oils and Greases	Goods for Resale	Other Inventories
		(5)	(6)	(7)	(8)	(9)
	X - Northern Mindanao	13,542,982	856,144	50,781	414,630	10,472
C101	Processing and preserving of meat	47,891	15,308	2,830	1,377	-
C102	Processing and preserving of fish, crustaceans and mollusks	S	S	S	S	S
C103	Processing and preserving of fruits and vegetables	3,074,215	4,757	-	38,133	-
C104	Manufacture of vegetable and animal oils and fats	376,015	51,510	9,056	20,370	369
C105	Manufacture of dairy products	2,110	-	-	-	50
C106	Manufacture of grain mill products, starches and starch products	3,892,048	75,384	1,289	3,497	53
C107	Manufacture of other food products	798,648	142,553	27,066	43,428	-
C108	Manufacture of prepared animal feeds	1,149,724	-	-	-	-
C110	Manufacture of beverages	1,376,194	120,275	2,846	-	-
C131	Spinning, weaving and finishing of textiles	6	3	-	-	-
C139	Manufacture of other textiles	1,669	-	-	-	-
C141	Manufacture of wearing apparel, except fur apparel	15,219	-	-	10,381	-
C142	Custom tailoring and dressmaking	6,056	417	-	12,419	-
C152	Manufacture of footwear	28,542	-	-	-	-
C161	Sawmilling and planing of wood	175,508	-	50	108,147	-
C162	Manufacture of products of wood, cork, straw and plaiting materials	27,350	-	-	2,892	-
C170	Manufacture of paper and paper products	515,842	45,035	126	-	-
C181	Printing and service activities related to printing	49,518	998	-	-	-
C192	Manufacture of refined petroleum products	49	-	1,364	-	-
C201	Manufacture of basic chemicals	1,141,638	58,635	5,088	8,176	-
C202	Manufacture of other chemical products, n.e.c.	164,240	312,868	-	25,561	10,000
C210	Manufacture of pharmaceuticals, medicinal chemical and botanical products	S	S	S	S	S
C221	Manufacture of rubber products	S	S	S	S	S
C222	Manufacture of plastics products	35,472	-	-	-	-
C231	Manufacture of glass and glass products	22	-	-	-	-
C239	Manufacture of non-metallic mineral products, n.e.c.	54,050	126	10	68,179	-
C241	Manufacture of basic iron and steel	60,261	6,053	514	-	-
C243	Casting of metals	458	-	97	-	-
C251	Manufacture of structural metal products, tanks, reservoirs and steam generators	33,187	-	426	4,489	-
C259	Manufacture of other fabricated metal products; metal working service activities	19,425	384	7	-	-
C264	Manufacture of consumer electronics	S	S	S	S	S
C271	Manufacture of electric motors, generators, transformers and electricity distribution and control apparatus	S	S	S	S	S
C281	Manufacture of general purpose machinery	S	S	S	S	S
C282	Manufacture of special purpose machinery	S	S	S	S	S

Table 11 Number of Establishments and Value of Inventories by Type for Manufacturing Establishments by Region and Industry Group: Philippines, 2018*(Values are in thousand PhP, except number of establishments. Details may not add-up to total due to rounding and/or statistical disclosure control.)**Continued*

2009 PSIC Code	Region / Industry Description	Value of Inventories as of 1 January				
		Raw Materials	Other Materials and Supplies	Fuels, Lubricants, Oils and Greases	Goods for Resale	Other Inventories
		(5)	(6)	(7)	(8)	(9)
C291	Manufacture of motor vehicles	52,179	-	-	-	-
C293	Manufacture of parts and accessories for motor vehicles	-	-	-	-	-
C310	Manufacture of furniture	37,121	1,101	-	17,077	-
C321	Manufacture of jewelry, bijouterie and related articles	S	S	S	S	S
C324	Manufacture of games and toys	S	S	S	S	S
C329	Other manufacturing, n.e.c.	S	S	S	S	S
C331	Repair of fabricated metal products, machinery and equipment	354,198	19,305	-	9,156	-
	XI - Davao Region	9,835,264	748,491	49,623	742,734	30,234
C101	Processing and preserving of meat	2,594	-	-	-	-
C102	Processing and preserving of fish, crustaceans and mollusks	-	-	-	-	-
C103	Processing and preserving of fruits and vegetables	23,561	14,869	-	734	2,045
C104	Manufacture of vegetable and animal oils and fats	444,173	202,788	40,783	198	38
C105	Manufacture of dairy products	594	41	-	162	-
C106	Manufacture of grain mill products, starches and starch products	657,041	5,032	10	514,760	-
C107	Manufacture of other food products	407,503	20,238	628	72,640	-
C108	Manufacture of prepared animal feeds	3,456,024	280,925	-	12,149	1,024
C110	Manufacture of beverages	742,985	29,573	1,513	-	27,127
C120	Manufacture of tobacco products	S	S	S	S	S
C139	Manufacture of other textiles	48,972	890	195	100	-
C141	Manufacture of wearing apparel, except fur apparel	6,191	-	-	-	-
C142	Custom tailoring and dressmaking	7,574	-	97	872	-
C152	Manufacture of footwear	859	27	9	-	-
C161	Sawmilling and planing of wood	469	-	-	310	-
C162	Manufacture of products of wood, cork, straw and plaiting materials	330,970	20,989	143	27,699	-
C170	Manufacture of paper and paper products	1,094,673	69,268	-	-	-
C181	Printing and service activities related to printing	308,811	-	-	22,400	-
C192	Manufacture of refined petroleum products	S	S	S	S	S
C201	Manufacture of basic chemicals	39,593	62	18	577	-
C202	Manufacture of other chemical products, n.e.c.	81,131	63,485	1,780	-	-
C210	Manufacture of pharmaceuticals, medicinal chemical and botanical products	73,866	4,911	-	-	-
C221	Manufacture of rubber products	21,070	-	-	-	-
C222	Manufacture of plastics products	670,338	550	568	69,879	-
C231	Manufacture of glass and glass products	2,992	-	-	-	-
C239	Manufacture of non-metallic mineral products, n.e.c.	408,566	15,917	1,886	7,056	-
C241	Manufacture of basic iron and steel	119,446	9,013	-	-	-

Table 11 Number of Establishments and Value of Inventories by Type for Manufacturing Establishments by Region and Industry Group: Philippines, 2018

(Values are in thousand PhP, except number of establishments. Details may not add-up to total due to rounding and/or statistical disclosure control.)

Continued

2009 PSIC Code	Region / Industry Description	Value of Inventories as of 1 January				
		Raw Materials	Other Materials and Supplies	Fuels, Lubricants, Oils and Greases	Goods for Resale	Other Inventories
		(5)	(6)	(7)	(8)	(9)
C242	Manufacture of basic precious and other non-ferrous metals	4,213	2,841	-	-	-
C243	Casting of metals	S	S	S	S	S
C251	Manufacture of structural metal products, tanks, reservoirs and steam generators	313,645	-	1,347	-	-
C252	Manufacture of weapons and ammunition	S	S	S	S	S
C259	Manufacture of other fabricated metal products; metal working service activities	119,975	-	-	-	-
C265	Manufacture of measuring, testing, navigating and control equipment; watches and clocks	S	S	S	S	S
C271	Manufacture of electric motors, generators, transformers and electricity distribution and control apparatus	S	S	S	S	S
C275	Manufacture of domestic appliances	-	-	-	-	-
C281	Manufacture of general purpose machinery	7,687	5	-	-	-
C282	Manufacture of special purpose machinery	170,768	1,118	427	-	-
C291	Manufacture of motor vehicles	S	S	S	S	S
C293	Manufacture of parts and accessories for motor vehicles	64	-	-	-	-
C301	Building of ships and boats	S	S	S	S	S
C310	Manufacture of furniture	137,377	2,926	220	13,198	-
C321	Manufacture of jewelry, bijouterie and related articles	18,768	2,783	-	-	-
C329	Other manufacturing, n.e.c.	22,994	-	-	-	-
C331	Repair of fabricated metal products, machinery and equipment	55,480	-	-	-	-
	XII - SOCCSKSARGEN	5,106,208	553,459	18,184	122,846	108
C101	Processing and preserving of meat	44,968	416	2	280	-
C102	Processing and preserving of fish, crustaceans and mollusks	3,387,277	45,425	-	-	108
C103	Processing and preserving of fruits and vegetables	S	S	S	S	S
C104	Manufacture of vegetable and animal oils and fats	174,013	372,290	-	-	-
C105	Manufacture of dairy products	165	62	12	-	-
C106	Manufacture of grain mill products, starches and starch products	151,768	942	905	89,415	-
C107	Manufacture of other food products	210,444	3,718	798	819	-
C108	Manufacture of prepared animal feeds	26,170	17,459	2,696	-	-
C110	Manufacture of beverages	33,849	3,779	2,065	3,595	-
C131	Spinning, weaving and finishing of textiles	165	-	-	-	-
C139	Manufacture of other textiles	767	-	-	-	-
C141	Manufacture of wearing apparel, except fur apparel	2,069	8	-	-	-
C142	Custom tailoring and dressmaking	5,576	339	498	-	-
C161	Sawmilling and planing of wood	327	-	-	-	-

Table 11 Number of Establishments and Value of Inventories by Type for Manufacturing Establishments by Region and Industry Group: Philippines, 2018

(Values are in thousand PhP, except number of establishments. Details may not add-up to total due to rounding and/or statistical disclosure control.)

Continued

2009 PSIC Code	Region / Industry Description	Value of Inventories as of 1 January				
		Raw Materials	Other Materials and Supplies	Fuels, Lubricants, Oils and Greases	Goods for Resale	Other Inventories
		(5)	(6)	(7)	(8)	(9)
C162	Manufacture of products of wood, cork, straw and plaiting materials	1,501	-	-	-	-
C170	Manufacture of paper and paper products	139,595	19,340	-	-	-
C181	Printing and service activities related to printing	77,706	6,202	-	-	-
C192	Manufacture of refined petroleum products	S	S	S	S	S
C201	Manufacture of basic chemicals	13,158	1,269	70	-	-
C202	Manufacture of other chemical products, n.e.c.	S	S	S	S	S
C221	Manufacture of rubber products	S	S	S	S	S
C222	Manufacture of plastics products	S	S	S	S	S
C231	Manufacture of glass and glass products	S	S	S	S	S
C239	Manufacture of non-metallic mineral products, n.e.c.	38,018	-	-	-	-
C241	Manufacture of basic iron and steel	5,824	10	-	852	-
C243	Casting of metals	S	S	S	S	S
C251	Manufacture of structural metal products, tanks, reservoirs and steam generators	11,205	-	-	-	-
C259	Manufacture of other fabricated metal products; metal working service activities	721,839	76,982	-	-	-
C301	Building of ships and boats	S	S	S	S	S
C310	Manufacture of furniture	6,917	614	-	4,223	-
C323	Manufacture of sports goods	S	S	S	S	S
C331	Repair of fabricated metal products, machinery and equipment	23,310	3,295	10,769	23,662	-
	XIII - Caraga	713,980	3,459,055	26,731	80,469	35,304
C101	Processing and preserving of meat	1,305	44	76	-	-
C102	Processing and preserving of fish, crustaceans and mollusks	S	S	S	S	S
C103	Processing and preserving of fruits and vegetables	S	S	S	S	S
C104	Manufacture of vegetable and animal oils and fats	4,739	19,930	1,850	-	35,304
C106	Manufacture of grain mill products, starches and starch products	40,877	36	373	1	-
C107	Manufacture of other food products	160,709	24,183	6,545	20,017	-
C108	Manufacture of prepared animal feeds	-	-	-	-	-
C110	Manufacture of beverages	2,652	1,125	1,129	2,014	-
C139	Manufacture of other textiles	13	-	-	11	-
C141	Manufacture of wearing apparel, except fur apparel	187	-	-	-	-
C142	Custom tailoring and dressmaking	2,950	99	10	541	-
C161	Sawmilling and planing of wood	1,867	533	227	1,861	-
C162	Manufacture of products of wood, cork, straw and plaiting materials	269,676	9,760	3,877	21,278	-
C181	Printing and service activities related to printing	5,438	3,210	1,066	361	-
C201	Manufacture of basic chemicals	S	S	S	S	S

Table 11 Number of Establishments and Value of Inventories by Type for Manufacturing Establishments by Region and Industry Group: Philippines, 2018

(Values are in thousand PhP, except number of establishments. Details may not add-up to total due to rounding and/or statistical disclosure control.)

Continued

2009 PSIC Code	Region / Industry Description	Value of Inventories as of 1 January				
		Raw Materials	Other Materials and Supplies	Fuels, Lubricants, Oils and Greases	Goods for Resale	Other Inventories
		(5)	(6)	(7)	(8)	(9)
C202	Manufacture of other chemical products, n.e.c.	160,579	15,452	1,287	-	-
C231	Manufacture of glass and glass products	S	S	S	S	S
C239	Manufacture of non-metallic mineral products, n.e.c.	24,630	28,103	8,605	3,012	-
C241	Manufacture of basic iron and steel	417	-	-	-	-
C242	Manufacture of basic precious and other non-ferrous metals	S	S	S	S	S
C259	Manufacture of other fabricated metal products; metal working service activities	9,068	79	314	5,860	-
C275	Manufacture of domestic appliances	28	-	-	32	-
C301	Building of ships and boats	S	S	S	S	S
C309	Manufacture of transport equipment, n.e.c.	-	-	-	-	-
C310	Manufacture of furniture	2,198	36	-	-	-
C321	Manufacture of jewelry, bijouterie and related articles	-	-	-	460	-
C324	Manufacture of games and toys	42	-	-	-	-
C329	Other manufacturing, n.e.c.	2,137	3	2	124	-
C331	Repair of fabricated metal products, machinery and equipment	11,294	188	766	947	-
	Autonomous Region in Muslim Mindanao	154,648	343,441	291,548	42,751	10,030
C104	Manufacture of vegetable and animal oils and fats	S	S	S	S	S
C106	Manufacture of grain mill products, starches and starch products	69,938	338,437	286,160	8,281	-
C107	Manufacture of other food products	16,657	2,122	248	29,152	-
C108	Manufacture of prepared animal feeds	-	-	93	-	-
C110	Manufacture of beverages	39,659	-	330	3,154	-
C142	Custom tailoring and dressmaking	1,340	63	140	1,203	-
C181	Printing and service activities related to printing	1,211	-	-	896	-
C221	Manufacture of rubber products	S	S	S	S	S
C239	Manufacture of non-metallic mineral products, n.e.c.	-	-	-	65	-
C251	Manufacture of structural metal products, tanks, reservoirs and steam generators	137	206	75	-	-
C310	Manufacture of furniture	21,213	2,613	3,345	-	10,030

Table 11 Number of Establishments and Value of Inventories by Type for Manufacturing Establishments by Region and Industry Group: Philippines, 2018*(Values are in thousand PhP, except number of establishments. Details may not add-up to total due to rounding and/or statistical disclosure control.)**Continued*

2009 PSIC Code	Region / Industry Description	Value of Inventories as of 31 December			
		Total	Finished Products	Work-in- Progress	Raw Materials
		(10)	(11)	(12)	(13)
	Philippines	1,146,458,450	385,597,378	112,785,920	556,581,728
C101	Processing and preserving of meat	21,995,635	5,493,455	730,530	15,199,761
C102	Processing and preserving of fish, crustaceans and mollusks	26,493,379	14,349,769	319,141	10,282,574
C103	Processing and preserving of fruits and vegetables	14,400,152	6,145,329	165,320	4,505,750
C104	Manufacture of vegetable and animal oils and fats	41,265,030	18,325,558	3,788,323	16,083,132
C105	Manufacture of dairy products	33,247,574	1,200,596	3,351,257	27,461,183
C106	Manufacture of grain mill products, starches and starch products	31,283,951	4,334,721	863,537	22,916,936
C107	Manufacture of other food products	59,656,081	11,411,148	5,084,129	33,507,574
C108	Manufacture of prepared animal feeds	30,414,690	3,969,850	344,290	24,934,864
C110	Manufacture of beverages	30,328,274	6,615,713	1,771,197	11,905,333
C120	Manufacture of tobacco products	12,018,770	3,004,179	218,084	8,346,394
C131	Spinning, weaving and finishing of textiles	3,282,419	1,308,523	348,345	1,573,795
C139	Manufacture of other textiles	5,166,719	1,996,937	628,039	2,448,541
C141	Manufacture of wearing apparel, except fur apparel	14,886,986	5,743,539	2,843,540	5,556,635
C142	Custom tailoring and dressmaking	280,667	53,885	17,220	160,128
C143	Manufacture of knitted and crocheted apparel	3,529,040	1,085,511	117,361	600,249
C151	Tanning and dressing of leather; manufacture of luggage and handbags	2,985,080	1,013,294	482,539	1,477,104
C152	Manufacture of footwear	3,078,801	1,109,878	436,346	1,510,047
C161	Sawmilling and planing of wood	1,338,099	762,768	37,805	408,474
C162	Manufacture of products of wood, cork, straw and plaiting materials	12,989,883	1,886,099	3,231,778	7,198,666
C170	Manufacture of paper and paper products	28,135,349	6,950,531	1,379,271	18,857,039
C181	Printing and service activities related to printing	5,958,285	602,262	288,976	4,594,598
C182	Reproduction of recorded media	44,284	12,110	6,810	25,363
C192	Manufacture of refined petroleum products	192,345,380	149,287,291	1,213	43,043,117
C199	Manufacture of other fuel products	369,997	120,026	8,076	148,428
C201	Manufacture of basic chemicals	16,704,986	7,013,045	339,137	7,534,446
C202	Manufacture of other chemical products, n.e.c.	32,337,091	12,155,241	1,464,053	13,774,041
C203	Manufacture of man-made fibers	S	S	S	S
C210	Manufacture of pharmaceuticals, medicinal chemical and botanical products	18,135,133	9,117,086	1,023,964	5,574,759
C221	Manufacture of rubber products	6,671,403	2,216,844	429,739	3,476,882
C222	Manufacture of plastics products	36,016,071	11,818,380	3,414,042	19,863,853
C231	Manufacture of glass and glass products	8,005,414	1,661,503	742,013	4,679,480
C239	Manufacture of non-metallic mineral products, n.e.c.	31,678,626	4,918,591	2,610,086	19,491,654
C241	Manufacture of basic iron and steel	66,545,269	17,172,087	7,710,361	38,165,202
C242	Manufacture of basic precious and other non-ferrous metals	63,976,941	3,724,541	26,820,476	26,816,053
C243	Casting of metals	2,704,709	885,345	351,637	1,229,829

Table 11 Number of Establishments and Value of Inventories by Type for Manufacturing Establishments by Region and Industry Group: Philippines, 2018

(Values are in thousand PhP, except number of establishments. Details may not add-up to total due to rounding and/or statistical disclosure control.)

Continued

2009 PSIC Code	Region / Industry Description	Value of Inventories as of 31 December			
		Total	Finished Products	Work-in- Progress	Raw Materials
		(10)	(11)	(12)	(13)
C251	Manufacture of structural metal products, tanks, reservoirs and steam generators	12,464,787	1,534,293	1,005,823	9,377,016
C252	Manufacture of weapons and ammunition	247,801	134,489	39,725	73,564
C259	Manufacture of other fabricated metal products; metal working service activities	29,301,849	7,914,882	2,581,537	17,438,026
C261	Manufacture of electronic components	57,760,518	14,975,792	8,413,429	30,313,534
C262	Manufacture of computers and peripheral equipment and accessories	21,833,828	3,607,767	11,648,874	6,237,896
C263	Manufacture of communication equipment	1,494,245	199,849	197,659	1,083,888
C264	Manufacture of consumer electronics	6,971,264	966,219	3,577,138	2,193,067
C265	Manufacture of measuring, testing, navigating and control equipment; watches and clocks	1,104,977	251,377	26,142	825,598
C267	Manufacture of optical instruments and photographic equipment	3,639,833	582,297	566,237	2,257,989
C271	Manufacture of electric motors, generators, transformers and electricity distribution and control apparatus	3,846,063	1,112,155	434,425	2,236,835
C272	Manufacture of batteries and accumulators	3,112,791	3,041,978	2,541	31,311
C273	Manufacture of wiring and wiring devices	8,905,341	2,748,640	530,220	5,510,907
C274	Manufacture of electric lighting equipment	2,526,644	614,436	239,166	1,470,476
C275	Manufacture of domestic appliances	1,966,001	703,423	121,201	1,117,497
C279	Manufacture of other electrical equipment	10,237,653	1,521,579	230,296	7,640,656
C281	Manufacture of general purpose machinery	13,624,265	2,856,533	1,053,220	9,025,329
C282	Manufacture of special purpose machinery	4,608,314	870,175	706,513	2,740,884
C291	Manufacture of motor vehicles	9,631,295	3,525,174	222,713	1,036,631
C292	Manufacture of bodies (coachwork) for motor vehicles; manufacture of trailers and semi-trailers	982,826	242,054	432,153	248,482
C293	Manufacture of parts and accessories for motor vehicles	29,792,493	4,745,468	1,898,728	19,221,743
C301	Building of ships and boats	5,667,320	19,467	2,165,237	3,262,659
C302	Manufacture of railway locomotive and rolling stock	S	S	S	S
C303	Manufacture of air and spacecraft and related machinery	11,446,249	560,251	1,554,558	8,841,506
C309	Manufacture of transport equipment, n.e.c.	20,588,353	10,341,072	243,896	5,637,339
C310	Manufacture of furniture	9,427,990	2,240,391	1,095,511	5,662,509
C321	Manufacture of jewelry, bijouterie and related articles	761,420	189,910	145,239	399,695
C322	Manufacture of musical instruments	17,221	3,695	5,330	8,196
C323	Manufacture of sports goods	702,294	128,874	105,695	456,151
C324	Manufacture of games and toys	594,549	207,458	76,601	282,969
C325	Manufacture of medical and dental instruments and supplies	8,499,528	1,268,076	1,652,697	4,554,495
C329	Other manufacturing, n.e.c.	2,440,015	672,340	229,041	1,478,572
C331	Repair of fabricated metal products, machinery and equipment	3,427,865	165,613	170,341	2,233,173
C332	Installation of industrial machinery and equipment	135,057	-	45,120	89,909

Table 11 Number of Establishments and Value of Inventories by Type for Manufacturing Establishments by Region and Industry Group: Philippines, 2018

(Values are in thousand PhP, except number of establishments. Details may not add-up to total due to rounding and/or statistical disclosure control.)

Continued

2009 PSIC Code	Region / Industry Description	Value of Inventories as of 31 December			
		Total	Finished Products	Work-in- Progress	Raw Materials
		(10)	(11)	(12)	(13)
	National Capital Region	262,180,274	79,626,086	15,303,904	143,625,304
C101	Processing and preserving of meat	4,893,736	1,457,565	108,402	3,313,539
C102	Processing and preserving of fish, crustaceans and mollusks	10,567,679	5,708,018	54,664	3,761,412
C103	Processing and preserving of fruits and vegetables	5,404,672	1,046,590	17,334	953,933
C104	Manufacture of vegetable and animal oils and fats	21,629,915	9,790,800	19,579	11,456,793
C105	Manufacture of dairy products	1,882,029	619,476	27,533	1,227,063
C106	Manufacture of grain mill products, starches and starch products	8,544,017	734,974	533,101	6,640,288
C107	Manufacture of other food products	27,874,113	2,752,662	3,094,221	17,599,704
C108	Manufacture of prepared animal feeds	6,829,930	1,053,660	291,117	5,361,041
C110	Manufacture of beverages	10,302,062	1,106,184	930,973	1,839,334
C120	Manufacture of tobacco products	8,451,556	1,919,945	182,052	5,966,756
C131	Spinning, weaving and finishing of textiles	1,114,850	440,552	105,208	567,272
C139	Manufacture of other textiles	2,860,256	1,220,164	253,826	1,362,861
C141	Manufacture of wearing apparel, except fur apparel	11,406,197	4,759,159	2,470,729	3,688,034
C142	Custom tailoring and dressmaking	76,927	16,801	8,684	49,211
C143	Manufacture of knitted and crocheted apparel	3,216,249	962,808	54,603	500,254
C151	Tanning and dressing of leather; manufacture of luggage and handbags	557,044	286,560	2,073	263,814
C152	Manufacture of footwear	1,434,827	730,758	76,507	617,789
C161	Sawmilling and planing of wood	389,946	226,568	-	163,378
C162	Manufacture of products of wood, cork, straw and plaiting materials	310,180	82,208	8,799	214,923
C170	Manufacture of paper and paper products	13,402,984	3,642,259	634,445	8,939,779
C181	Printing and service activities related to printing	3,929,217	331,994	203,153	3,004,362
C192	Manufacture of refined petroleum products	123,608	72,112	1,213	50,283
C199	Manufacture of other fuel products	S	S	S	S
C201	Manufacture of basic chemicals	3,261,863	1,205,308	225,665	1,698,176
C202	Manufacture of other chemical products, n.e.c.	12,204,651	5,479,651	552,438	5,646,767
C203	Manufacture of man-made fibers	S	S	S	S
C210	Manufacture of pharmaceuticals, medicinal chemical and botanical products	11,956,188	7,441,919	748,840	2,794,190
C221	Manufacture of rubber products	2,315,556	881,407	16,407	1,410,925
C222	Manufacture of plastics products	17,596,243	5,379,922	1,873,780	10,130,336
C231	Manufacture of glass and glass products	3,577,987	757,432	340,094	2,312,000
C239	Manufacture of non-metallic mineral products, n.e.c.	1,850,512	174,284	8,521	1,445,113
C241	Manufacture of basic iron and steel	23,201,514	8,226,397	84,744	14,252,075
C242	Manufacture of basic precious and other non-ferrous metals	948,035	605,676	3,462	338,628
C243	Casting of metals	260,739	140,008	1,569	117,632

Table 11 Number of Establishments and Value of Inventories by Type for Manufacturing Establishments by Region and Industry Group: Philippines, 2018

(Values are in thousand PhP, except number of establishments. Details may not add-up to total due to rounding and/or statistical disclosure control.)

Continued

2009 PSIC Code	Region / Industry Description	Value of Inventories as of 31 December			
		Total	Finished Products	Work-in- Progress	Raw Materials
		(10)	(11)	(12)	(13)
C251	Manufacture of structural metal products, tanks, reservoirs and steam generators	5,516,072	598,211	97,205	4,689,234
C252	Manufacture of weapons and ammunition	228,993	130,190	32,970	65,833
C259	Manufacture of other fabricated metal products; metal working service activities	11,318,873	2,864,707	918,004	7,168,182
C261	Manufacture of electronic components	3,208,435	1,102,747	60,332	1,985,153
C262	Manufacture of computers and peripheral equipment and accessories	S	S	S	S
C264	Manufacture of consumer electronics	216,873	76,798	7,388	93,692
C265	Manufacture of measuring, testing, navigating and control equipment; watches and clocks	179,538	89,197	7,159	82,508
C267	Manufacture of optical instruments and photographic equipment	S	S	S	S
C271	Manufacture of electric motors, generators, transformers and electricity distribution and control apparatus	365,538	159,187	12,559	192,996
C272	Manufacture of batteries and accumulators	S	S	S	S
C273	Manufacture of wiring and wiring devices	1,813,342	447,384	141,836	1,221,703
C274	Manufacture of electric lighting equipment	157,395	44,079	5,502	102,329
C275	Manufacture of domestic appliances	1,227,253	601,257	15,622	589,937
C279	Manufacture of other electrical equipment	161,729	39,093	2,470	116,463
C281	Manufacture of general purpose machinery	2,720,557	864,296	28,377	1,600,058
C282	Manufacture of special purpose machinery	428,343	39,568	102,888	284,282
C291	Manufacture of motor vehicles	191,230	100,935	28	90,245
C292	Manufacture of bodies (coachwork) for motor vehicles; manufacture of trailers and semi-trailers	569,702	26,482	387,036	117,436
C293	Manufacture of parts and accessories for motor vehicles	790,608	168,079	37,563	584,966
C301	Building of ships and boats	6,809	-	-	273
C303	Manufacture of air and spacecraft and related machinery	S	S	S	S
C309	Manufacture of transport equipment, n.e.c.	2,936,790	948,068	30	1,988,687
C310	Manufacture of furniture	4,625,790	1,125,570	399,844	3,067,212
C321	Manufacture of jewelry, bijouterie and related articles	32,269	6,497	-	25,166
C322	Manufacture of musical instruments	S	S	S	S
C323	Manufacture of sports goods	7,117	205	2,460	4,435
C324	Manufacture of games and toys	71,998	16,364	920	54,714
C325	Manufacture of medical and dental instruments and supplies	255,325	51,793	34,153	158,207
C329	Other manufacturing, n.e.c.	871,083	479,310	22,310	342,241
C331	Repair of fabricated metal products, machinery and equipment	1,016,549	29,310	29,772	903,425
C332	Installation of industrial machinery and equipment	28,609	-	-	28,580

Table 11 Number of Establishments and Value of Inventories by Type for Manufacturing Establishments by Region and Industry Group: Philippines, 2018

(Values are in thousand PhP, except number of establishments. Details may not add-up to total due to rounding and/or statistical disclosure control.)

Continued

2009 PSIC Code	Region / Industry Description	Value of Inventories as of 31 December			
		Total	Finished Products	Work-in- Progress	Raw Materials
		(10)	(11)	(12)	(13)
	Cordillera Administrative Region	5,609,748	272,930	1,242,497	3,890,165
C101	Processing and preserving of meat	3,154	-	-	2,673
C102	Processing and preserving of fish, crustaceans and mollusks	17,040	-	-	17,040
C103	Processing and preserving of fruits and vegetables	33,235	24,226	39	7,737
C105	Manufacture of dairy products	S	S	S	S
C106	Manufacture of grain mill products, starches and starch products	3,339	-	-	1,178
C107	Manufacture of other food products	169,989	37,847	21,487	102,822
C110	Manufacture of beverages	9,459	138	277	7,578
C131	Spinning, weaving and finishing of textiles	36,086	20,961	2,376	5,824
C139	Manufacture of other textiles	4,240	268	64	3,897
C141	Manufacture of wearing apparel, except fur apparel	S	S	S	S
C142	Custom tailoring and dressmaking	34,585	5,678	1,665	26,165
C162	Manufacture of products of wood, cork, straw and plaiting materials	1,836	-	1,198	174
C181	Printing and service activities related to printing	11,847	23	1,457	8,537
C201	Manufacture of basic chemicals	3,631	-	-	3,631
C221	Manufacture of rubber products	45	25	-	19
C222	Manufacture of plastics products	S	S	S	S
C231	Manufacture of glass and glass products	S	S	S	S
C239	Manufacture of non-metallic mineral products, n.e.c.	24,484	2,743	-	16,968
C241	Manufacture of basic iron and steel	8,309	2,454	-	4,445
C251	Manufacture of structural metal products, tanks, reservoirs and steam generators	1,916	-	-	1,916
C259	Manufacture of other fabricated metal products; metal working service activities	2,348	113	88	1,737
C261	Manufacture of electronic components	S	S	S	S
C303	Manufacture of air and spacecraft and related machinery	S	S	S	S
C310	Manufacture of furniture	7,254	-	3,000	4,204
C321	Manufacture of jewelry, bijouterie and related articles	S	S	S	S
	I - Ilocos Region	4,149,257	545,325	31,506	3,020,954
C101	Processing and preserving of meat	256,416	118,875	-	120,846
C102	Processing and preserving of fish, crustaceans and mollusks	139,970	38,645	681	93,699
C103	Processing and preserving of fruits and vegetables	62,553	48	-	-
C105	Manufacture of dairy products	S	S	S	S
C106	Manufacture of grain mill products, starches and starch products	230,025	12,111	-	213,269
C107	Manufacture of other food products	253,963	24,172	1,592	206,879

Table 11 Number of Establishments and Value of Inventories by Type for Manufacturing Establishments by Region and Industry Group: Philippines, 2018

(Values are in thousand PhP, except number of establishments. Details may not add-up to total due to rounding and/or statistical disclosure control.)

Continued

2009 PSIC Code	Region / Industry Description	Value of Inventories as of 31 December			
		Total	Finished Products	Work-in- Progress	Raw Materials
		(10)	(11)	(12)	(13)
C108	Manufacture of prepared animal feeds	32,568	667	11,359	9,019
C110	Manufacture of beverages	236,697	42,875	-	113,254
C120	Manufacture of tobacco products	S	S	S	S
C131	Spinning, weaving and finishing of textiles	2,241	1,297	10	659
C141	Manufacture of wearing apparel, except fur apparel	1,232	-	-	1,232
C142	Custom tailoring and dressmaking	3,663	245	434	2,447
C152	Manufacture of footwear	560	-	-	499
C162	Manufacture of products of wood, cork, straw and plaiting materials	2,655	1,467	-	1,188
C170	Manufacture of paper and paper products	274,278	181,090	-	93,188
C181	Printing and service activities related to printing	20,276	-	-	20,261
C201	Manufacture of basic chemicals	271,643	297	-	2,557
C210	Manufacture of pharmaceuticals, medicinal chemical and botanical products	S	S	S	S
C221	Manufacture of rubber products	480	-	-	480
C231	Manufacture of glass and glass products	16,215	11,206	-	3,043
C239	Manufacture of non-metallic mineral products, n.e.c.	1,246,586	32,830	16,280	1,136,422
C241	Manufacture of basic iron and steel	853,733	13,803	52	839,242
C251	Manufacture of structural metal products, tanks, reservoirs and steam generators	105,868	38,586	-	66,686
C259	Manufacture of other fabricated metal products; metal working service activities	808	59	32	717
C273	Manufacture of wiring and wiring devices	S	S	S	S
C282	Manufacture of special purpose machinery	S	S	S	S
C292	Manufacture of bodies (coachwork) for motor vehicles; manufacture of trailers and semi-trailers	11,004	-	-	2,108
C293	Manufacture of parts and accessories for motor vehicles	56	36	-	21
C309	Manufacture of transport equipment, n.e.c.	2,632	1,735	226	604
C321	Manufacture of jewelry, bijouterie and related articles	S	S	S	S
C324	Manufacture of games and toys	S	S	S	S
C329	Other manufacturing, n.e.c.	4,963	715	121	4,127
C331	Repair of fabricated metal products, machinery and equipment	13,744	1,565	717	10,483
	II - Cagayan Valley	6,475,599	1,312,703	76,637	3,916,606
C101	Processing and preserving of meat	3,463	1,270	-	1,298
C102	Processing and preserving of fish, crustaceans and mollusks	352	101	101	151
C103	Processing and preserving of fruits and vegetables	553	413	12	129
C104	Manufacture of vegetable and animal oils and fats	S	S	S	S
C105	Manufacture of dairy products	409	197	44	152

Table 11 Number of Establishments and Value of Inventories by Type for Manufacturing Establishments by Region and Industry Group: Philippines, 2018

(Values are in thousand PhP, except number of establishments. Details may not add-up to total due to rounding and/or statistical disclosure control.)

Continued

2009 PSIC Code	Region / Industry Description	Value of Inventories as of 31 December			
		Total	Finished Products	Work-in- Progress	Raw Materials
		(10)	(11)	(12)	(13)
C106	Manufacture of grain mill products, starches and starch products	4,070,841	857,596	645	2,331,297
C107	Manufacture of other food products	170,090	11,836	1,699	47,026
C108	Manufacture of prepared animal feeds	39,832	4,820	3,907	23,059
C110	Manufacture of beverages	1,188,000	174,788	5,060	981,325
C120	Manufacture of tobacco products	529,064	185,119	25,390	318,555
C131	Spinning, weaving and finishing of textiles	2,833	966	612	1,255
C139	Manufacture of other textiles	357	-	-	357
C142	Custom tailoring and dressmaking	2,072	984	219	796
C151	Tanning and dressing of leather; manufacture of luggage and handbags	317	106	-	151
C162	Manufacture of products of wood, cork, straw and plaiting materials	769	522	56	191
C181	Printing and service activities related to printing	33,620	8,200	929	23,408
C182	Reproduction of recorded media	93	38	38	18
C199	Manufacture of other fuel products	S	S	S	S
C201	Manufacture of basic chemicals	S	S	S	S
C222	Manufacture of plastics products	14,702	-	-	3,492
C239	Manufacture of non-metallic mineral products, n.e.c.	7,623	3,572	771	2,734
C241	Manufacture of basic iron and steel	727	118	118	483
C251	Manufacture of structural metal products, tanks, reservoirs and steam generators	68,010	142	29,301	37,650
C252	Manufacture of weapons and ammunition	S	S	S	S
C259	Manufacture of other fabricated metal products; metal working service activities	9,693	1,727	1,197	4,086
C279	Manufacture of other electrical equipment	-	-	-	-
C282	Manufacture of special purpose machinery	43,205	3,392	6,330	10,303
C310	Manufacture of furniture	5,702	1,117	-	4,563
C321	Manufacture of jewelry, bijouterie and related articles	26	10	-	16
C329	Other manufacturing, n.e.c.	S	S	S	S
C331	Repair of fabricated metal products, machinery and equipment	5,960	1,760	-	1,731
III - Central Luzon		272,752,978	175,147,650	6,628,088	82,419,721
C101	Processing and preserving of meat	3,855,939	730,118	440,982	2,396,035
C102	Processing and preserving of fish, crustaceans and mollusks	415,926	180,515	-	219,220
C103	Processing and preserving of fruits and vegetables	957,999	614,643	18,070	290,378
C104	Manufacture of vegetable and animal oils and fats	1,069,766	4,379	-	1,021,243
C105	Manufacture of dairy products	274,293	92,571	5,500	169,622
C106	Manufacture of grain mill products, starches and starch products	5,205,688	404,531	247,696	4,526,143
C107	Manufacture of other food products	5,689,319	2,598,387	433,857	2,162,722
C108	Manufacture of prepared animal feeds	7,164,657	1,242,865	18,748	5,680,268

Table 11 Number of Establishments and Value of Inventories by Type for Manufacturing Establishments by Region and Industry Group: Philippines, 2018

(Values are in thousand PhP, except number of establishments. Details may not add-up to total due to rounding and/or statistical disclosure control.)

Continued

2009 PSIC Code	Region / Industry Description	Value of Inventories as of 31 December			
		Total	Finished Products	Work-in- Progress	Raw Materials
		(10)	(11)	(12)	(13)
C110	Manufacture of beverages	1,925,411	534,818	-	869,146
C120	Manufacture of tobacco products	S	S	S	S
C131	Spinning, weaving and finishing of textiles	1,737,926	767,421	50,941	883,119
C139	Manufacture of other textiles	906,766	361,715	283,255	215,775
C141	Manufacture of wearing apparel, except fur apparel	1,113,121	452,402	22,703	629,685
C142	Custom tailoring and dressmaking	4,537	161	2,067	2,280
C143	Manufacture of knitted and crocheted apparel	35,842	8,719	13,160	12,235
C151	Tanning and dressing of leather; manufacture of luggage and handbags	583,829	217,514	119,108	246,283
C152	Manufacture of footwear	398,245	67,580	112,519	210,565
C161	Sawmilling and planing of wood	S	S	S	S
C162	Manufacture of products of wood, cork, straw and plaiting materials	749,401	84,207	160,921	368,539
C170	Manufacture of paper and paper products	5,713,854	1,425,782	510,323	3,369,079
C181	Printing and service activities related to printing	101,845	33,802	165	66,757
C192	Manufacture of refined petroleum products	175,295,278	149,079,467	-	26,215,811
C201	Manufacture of basic chemicals	941,601	218,730	969	639,388
C202	Manufacture of other chemical products, n.e.c.	2,721,660	241,131	52,975	2,406,394
C210	Manufacture of pharmaceuticals, medicinal chemical and botanical products	1,484,933	739,437	49,425	695,741
C221	Manufacture of rubber products	2,374,822	764,029	508	1,114,679
C222	Manufacture of plastics products	5,282,000	2,310,091	455,537	2,448,670
C231	Manufacture of glass and glass products	403,159	81,861	102,650	170,309
C239	Manufacture of non-metallic mineral products, n.e.c.	5,216,025	603,285	453,345	3,385,123
C241	Manufacture of basic iron and steel	10,041,383	2,139,010	26,999	5,525,342
C242	Manufacture of basic precious and other non-ferrous metals	90,121	7,725	8,039	53,727
C243	Casting of metals	297,120	32,186	11,518	250,596
C251	Manufacture of structural metal products, tanks, reservoirs and steam generators	892,922	203,037	4,864	470,532
C259	Manufacture of other fabricated metal products; metal working service activities	3,985,767	1,503,166	195,565	2,246,155
C261	Manufacture of electronic components	5,256,485	1,320,706	379,765	3,374,306
C262	Manufacture of computers and peripheral equipment and accessories	3,301,513	594,112	522,878	2,146,120
C263	Manufacture of communication equipment	S	S	S	S
C264	Manufacture of consumer electronics	76,478	1,220	-	69,629
C265	Manufacture of measuring, testing, navigating and control equipment; watches and clocks	32,504	9,598	-	21,752
C271	Manufacture of electric motors, generators, transformers and electricity distribution and control apparatus	185,766	97,473	-	88,294
C272	Manufacture of batteries and accumulators	S	S	S	S
C273	Manufacture of wiring and wiring devices	1,494,921	490,424	167,752	825,818

Table 11 Number of Establishments and Value of Inventories by Type for Manufacturing Establishments by Region and Industry Group: Philippines, 2018

(Values are in thousand PhP, except number of establishments. Details may not add-up to total due to rounding and/or statistical disclosure control.)

Continued

2009 PSIC Code	Region / Industry Description	Value of Inventories as of 31 December			
		Total	Finished Products	Work-in- Progress	Raw Materials
		(10)	(11)	(12)	(13)
C274	Manufacture of electric lighting equipment	234,159	64,964	18,703	138,007
C275	Manufacture of domestic appliances	84,598	32,762	-	51,836
C279	Manufacture of other electrical equipment	360,223	40,949	-	262,327
C281	Manufacture of general purpose machinery	548,159	40,448	42,432	431,267
C282	Manufacture of special purpose machinery	105,510	3,031	-	102,480
C291	Manufacture of motor vehicles	12,032	-	-	12,032
C292	Manufacture of bodies (coachwork) for motor vehicles; manufacture of trailers and semi-trailers	S	S	S	S
C293	Manufacture of parts and accessories for motor vehicles	3,455,412	620,616	305,224	1,613,304
C301	Building of ships and boats	S	S	S	S
C303	Manufacture of air and spacecraft and related machinery	280,869	71,933	12,433	196,311
C309	Manufacture of transport equipment, n.e.c.	11,790	5,330	2,542	897
C310	Manufacture of furniture	629,541	207,673	11,292	400,943
C321	Manufacture of jewelry, bijouterie and related articles	121,296	11,363	704	109,116
C322	Manufacture of musical instruments	S	S	S	S
C323	Manufacture of sports goods	302,205	78,992	52,135	171,078
C324	Manufacture of games and toys	158,911	114,116	500	35,425
C325	Manufacture of medical and dental instruments and supplies	1,136,254	247,324	11,844	292,216
C329	Other manufacturing, n.e.c.	740,719	36,254	60,778	630,409
C331	Repair of fabricated metal products, machinery and equipment	678,414	10,835	35,359	407,645
C332	Installation of industrial machinery and equipment	S	S	S	S
	IVA - CALABARZON	375,461,505	83,354,657	44,494,732	212,628,712
C101	Processing and preserving of meat	7,540,291	1,624,275	148,323	5,596,206
C102	Processing and preserving of fish, crustaceans and mollusks	2,065,081	1,118,171	8,807	892,622
C103	Processing and preserving of fruits and vegetables	1,119,995	697,160	65,776	339,513
C104	Manufacture of vegetable and animal oils and fats	1,343,117	743,427	6,987	551,041
C105	Manufacture of dairy products	31,070,653	485,793	3,318,142	26,049,164
C106	Manufacture of grain mill products, starches and starch products	777,350	190,761	1,507	532,261
C107	Manufacture of other food products	15,916,732	3,579,391	644,493	9,455,414
C108	Manufacture of prepared animal feeds	1,109,163	254,241	14,114	757,401
C110	Manufacture of beverages	10,509,819	3,077,262	544,456	4,768,157
C120	Manufacture of tobacco products	2,735,849	805,544	10,642	1,852,406
C131	Spinning, weaving and finishing of textiles	382,967	75,531	189,152	113,100
C139	Manufacture of other textiles	981,737	262,815	56,562	645,606
C141	Manufacture of wearing apparel, except fur apparel	1,790,496	348,865	303,726	997,283
C142	Custom tailoring and dressmaking	4,844	1,322	2,360	986

Table 11 Number of Establishments and Value of Inventories by Type for Manufacturing Establishments by Region and Industry Group: Philippines, 2018

(Values are in thousand PhP, except number of establishments. Details may not add-up to total due to rounding and/or statistical disclosure control.)

Continued

2009 PSIC Code	Region / Industry Description	Value of Inventories as of 31 December			
		Total	Finished Products	Work-in- Progress	Raw Materials
		(10)	(11)	(12)	(13)
C143	Manufacture of knitted and crocheted apparel	276,948	113,985	49,598	87,760
C151	Tanning and dressing of leather; manufacture of luggage and handbags	1,712,492	506,523	360,181	845,693
C152	Manufacture of footwear	758,316	173,954	149,228	435,023
C161	Sawmilling and planing of wood	S	S	S	S
C162	Manufacture of products of wood, cork, straw and plaiting materials	7,408,263	791,848	968,098	5,424,758
C170	Manufacture of paper and paper products	3,028,885	876,796	92,187	1,880,389
C181	Printing and service activities related to printing	900,713	181,959	23,790	691,910
C182	Reproduction of recorded media	S	S	S	S
C192	Manufacture of refined petroleum products	S	S	S	S
C199	Manufacture of other fuel products	S	S	S	S
C201	Manufacture of basic chemicals	6,641,960	3,272,245	73,599	2,412,126
C202	Manufacture of other chemical products, n.e.c.	14,186,999	5,042,492	607,274	4,620,406
C210	Manufacture of pharmaceuticals, medicinal chemical and botanical products	4,144,334	608,592	210,814	1,886,156
C221	Manufacture of rubber products	1,256,552	448,507	192,278	575,168
C222	Manufacture of plastics products	9,785,764	3,191,225	725,435	5,346,405
C231	Manufacture of glass and glass products	3,294,781	621,500	192,832	1,795,204
C239	Manufacture of non-metallic mineral products, n.e.c.	15,862,071	3,061,694	1,074,012	11,088,883
C241	Manufacture of basic iron and steel	26,113,929	6,382,501	7,494,930	12,171,519
C242	Manufacture of basic precious and other non-ferrous metals	674,836	142,236	80,594	415,322
C243	Casting of metals	1,631,604	429,213	275,489	693,586
C251	Manufacture of structural metal products, tanks, reservoirs and steam generators	5,004,395	583,180	798,950	3,448,723
C252	Manufacture of weapons and ammunition	S	S	S	S
C259	Manufacture of other fabricated metal products; metal working service activities	8,588,267	2,570,755	687,337	4,518,963
C261	Manufacture of electronic components	46,432,082	11,903,700	7,035,639	24,180,493
C262	Manufacture of computers and peripheral equipment and accessories	18,007,791	2,990,620	11,109,625	3,607,263
C263	Manufacture of communication equipment	383,446	35,173	33,113	302,938
C264	Manufacture of consumer electronics	2,060,725	589,300	161,629	1,164,456
C265	Manufacture of measuring, testing, navigating and control equipment; watches and clocks	705,181	137,635	2,390	565,155
C267	Manufacture of optical instruments and photographic equipment	2,475,370	456,326	448,724	1,482,014
C271	Manufacture of electric motors, generators, transformers and electricity distribution and control apparatus	2,833,885	785,691	387,512	1,619,214
C272	Manufacture of batteries and accumulators	S	S	S	S
C273	Manufacture of wiring and wiring devices	5,451,374	1,798,833	208,362	3,347,864
C274	Manufacture of electric lighting equipment	2,050,747	482,931	200,959	1,185,776

Table 11 Number of Establishments and Value of Inventories by Type for Manufacturing Establishments by Region and Industry Group: Philippines, 2018

(Values are in thousand PhP, except number of establishments. Details may not add-up to total due to rounding and/or statistical disclosure control.)

Continued

2009 PSIC Code	Region / Industry Description	Value of Inventories as of 31 December			
		Total	Finished Products	Work-in- Progress	Raw Materials
		(10)	(11)	(12)	(13)
C275	Manufacture of domestic appliances	419,672	39,998	61,014	315,224
C279	Manufacture of other electrical equipment	9,663,227	1,423,958	227,826	7,226,970
C281	Manufacture of general purpose machinery	9,660,027	1,877,563	938,416	6,450,042
C282	Manufacture of special purpose machinery	3,772,113	808,346	592,009	2,111,499
C291	Manufacture of motor vehicles	9,097,417	3,306,771	214,349	729,545
C292	Manufacture of bodies (coachwork) for motor vehicles; manufacture of trailers and semi-trailers	106,484	23,176	45,117	25,699
C293	Manufacture of parts and accessories for motor vehicles	24,874,205	3,626,842	1,468,655	16,838,280
C301	Building of ships and boats	169,865	17,665	10,832	4,038
C302	Manufacture of railway locomotive and rolling stock	S	S	S	S
C303	Manufacture of air and spacecraft and related machinery	S	S	S	S
C309	Manufacture of transport equipment, n.e.c.	16,820,574	9,226,746	152,061	3,174,622
C310	Manufacture of furniture	1,270,452	162,409	284,134	756,071
C321	Manufacture of jewelry, bijouterie and related articles	93,021	62,247	2,069	28,619
C322	Manufacture of musical instruments	S	S	S	S
C323	Manufacture of sports goods	289,616	38,707	32,781	212,314
C324	Manufacture of games and toys	102,848	2,999	38,827	48,039
C325	Manufacture of medical and dental instruments and supplies	5,455,904	757,590	998,891	3,453,190
C329	Other manufacturing, n.e.c.	250,703	101,138	37,125	112,314
C331	Repair of fabricated metal products, machinery and equipment	904,186	73,739	81,008	277,922
C332	Installation of industrial machinery and equipment	S	S	S	S
	MIMAROPA	2,230,395	935,973	29,408	974,456
C101	Processing and preserving of meat	18,996	9,169	4,250	5,145
C102	Processing and preserving of fish, crustaceans and mollusks	S	S	S	S
C103	Processing and preserving of fruits and vegetables	S	S	S	S
C104	Manufacture of vegetable and animal oils and fats	202,761	122,866	-	33,161
C105	Manufacture of dairy products	433	102	18	297
C106	Manufacture of grain mill products, starches and starch products	1,112,124	96,246	6,235	810,400
C107	Manufacture of other food products	118,153	9,589	6,532	94,180
C110	Manufacture of beverages	10,587	2,084	1,443	2,917
C131	Spinning, weaving and finishing of textiles	245	167	-	75
C141	Manufacture of wearing apparel, except fur apparel	41	-	-	21
C142	Custom tailoring and dressmaking	3,199	1,418	354	882
C151	Tanning and dressing of leather; manufacture of luggage and handbags	74	-	-	74

Table 11 Number of Establishments and Value of Inventories by Type for Manufacturing Establishments by Region and Industry Group: Philippines, 2018

(Values are in thousand PhP, except number of establishments. Details may not add-up to total due to rounding and/or statistical disclosure control.)

Continued

2009 PSIC Code	Region / Industry Description	Value of Inventories as of 31 December			
		Total	Finished Products	Work-in- Progress	Raw Materials
		(10)	(11)	(12)	(13)
C161	Sawmilling and planing of wood	86	48	-	7
C162	Manufacture of products of wood, cork, straw and plaiting materials	16,019	4,627	3,786	5,168
C181	Printing and service activities related to printing	31,681	7,161	605	9,461
C201	Manufacture of basic chemicals	196	-	-	196
C202	Manufacture of other chemical products, n.e.c.	S	S	S	S
C210	Manufacture of pharmaceuticals, medicinal chemical and botanical products	S	S	S	S
C222	Manufacture of plastics products	7,451	-	-	3,280
C239	Manufacture of non-metallic mineral products, n.e.c.	4,645	756	375	3,116
C241	Manufacture of basic iron and steel	1,256	557	-	699
C242	Manufacture of basic precious and other non-ferrous metals	S	S	S	S
C259	Manufacture of other fabricated metal products; metal working service activities	3,320	-	-	585
C282	Manufacture of special purpose machinery	S	S	S	S
C310	Manufacture of furniture	5,857	1,098	-	2,799
C331	Repair of fabricated metal products, machinery and equipment	3,400	1,064	1,420	902
	V - Bicol Region	7,590,021	2,150,568	384,962	2,648,806
C101	Processing and preserving of meat	13,326	796	4,729	7,283
C102	Processing and preserving of fish, crustaceans and mollusks	21,756	17,515	1	1,194
C103	Processing and preserving of fruits and vegetables	30,902	7,131	7,727	15,146
C104	Manufacture of vegetable and animal oils and fats	1,915,375	1,321,612	61,682	427,500
C105	Manufacture of dairy products	950	106	-	683
C106	Manufacture of grain mill products, starches and starch products	376,637	7,656	-	335,752
C107	Manufacture of other food products	340,612	68,003	-	173,578
C108	Manufacture of prepared animal feeds	258,526	27,601	-	123,022
C110	Manufacture of beverages	94,326	178	-	8,545
C120	Manufacture of tobacco products	S	S	S	S
C131	Spinning, weaving and finishing of textiles	1,081	669	2	310
C139	Manufacture of other textiles	22,412	10,961	83	6,856
C141	Manufacture of wearing apparel, except fur apparel	92,479	724	50	35,027
C142	Custom tailoring and dressmaking	39,064	45	-	23,448
C151	Tanning and dressing of leather; manufacture of luggage and handbags	107	-	-	59
C152	Manufacture of footwear	200	57	-	129
C162	Manufacture of products of wood, cork, straw and plaiting materials	285,773	10,333	774	126,671
C170	Manufacture of paper and paper products	211,818	86,936	1,066	109,045

Table 11 Number of Establishments and Value of Inventories by Type for Manufacturing Establishments by Region and Industry Group: Philippines, 2018*(Values are in thousand PhP, except number of establishments. Details may not add-up to total due to rounding and/or statistical disclosure control.)**Continued*

2009 PSIC Code	Region / Industry Description	Value of Inventories as of 31 December			
		Total	Finished Products	Work-in- Progress	Raw Materials
		(10)	(11)	(12)	(13)
C181	Printing and service activities related to printing	79,940	14,279	27,955	34,884
C201	Manufacture of basic chemicals	3,515	-	-	3,515
C210	Manufacture of pharmaceuticals, medicinal chemical and botanical products	323	-	-	-
C231	Manufacture of glass and glass products	S	S	S	S
C239	Manufacture of non-metallic mineral products, n.e.c.	1,387,192	54,740	284	837,333
C241	Manufacture of basic iron and steel	45,673	25,916	-	17,174
C242	Manufacture of basic precious and other non-ferrous metals	S	S	S	S
C251	Manufacture of structural metal products, tanks, reservoirs and steam generators	15,567	253	65	7,589
C259	Manufacture of other fabricated metal products; metal working service activities	1,589	203	74	954
C281	Manufacture of general purpose machinery	140,871	-	-	140,871
C282	Manufacture of special purpose machinery	11,831	8,945	-	1,454
C293	Manufacture of parts and accessories for motor vehicles	708	236	-	236
C310	Manufacture of furniture	6,039	-	-	6,039
C329	Other manufacturing, n.e.c.	5,487	599	-	2,935
C331	Repair of fabricated metal products, machinery and equipment	49,500	23,107	-	11,553
	VI - Western Visayas	10,369,831	1,928,025	1,215,356	5,337,353
C101	Processing and preserving of meat	741,103	6,053	1,175	716,309
C102	Processing and preserving of fish, crustaceans and mollusks	163,362	79,406	7,508	65,096
C103	Processing and preserving of fruits and vegetables	S	S	S	S
C104	Manufacture of vegetable and animal oils and fats	51,159	11,534	11	37,747
C105	Manufacture of dairy products	360	-	-	360
C106	Manufacture of grain mill products, starches and starch products	414,876	7,546	-	278,976
C107	Manufacture of other food products	3,223,269	878,382	630,492	481,292
C108	Manufacture of prepared animal feeds	1,238,198	47,918	-	1,109,675
C110	Manufacture of beverages	2,206,264	609,805	117	1,511,968
C131	Spinning, weaving and finishing of textiles	2,253	309	26	1,912
C139	Manufacture of other textiles	708	-	-	708
C141	Manufacture of wearing apparel, except fur apparel	17,955	9,831	-	8,011
C142	Custom tailoring and dressmaking	40,979	7,302	1	22,314
C161	Sawmilling and planing of wood	5,450	3,191	-	2,259
C162	Manufacture of products of wood, cork, straw and plaiting materials	7,126	402	4,871	846
C181	Printing and service activities related to printing	38,146	-	3,183	33,932
C192	Manufacture of refined petroleum products	S	S	S	S

Table 11 Number of Establishments and Value of Inventories by Type for Manufacturing Establishments by Region and Industry Group: Philippines, 2018

(Values are in thousand PhP, except number of establishments. Details may not add-up to total due to rounding and/or statistical disclosure control.)

Continued

2009 PSIC Code	Region / Industry Description	Value of Inventories as of 31 December			
		Total	Finished Products	Work-in- Progress	Raw Materials
		(10)	(11)	(12)	(13)
C201	Manufacture of basic chemicals	1,150,422	171,112	13	715,440
C202	Manufacture of other chemical products, n.e.c.	S	S	S	S
C210	Manufacture of pharmaceuticals, medicinal chemical and botanical products	7,160	2,585	1,853	2,722
C221	Manufacture of rubber products	310	-	-	310
C222	Manufacture of plastics products	185,042	44,656	44,601	90,742
C231	Manufacture of glass and glass products	166	-	-	161
C239	Manufacture of non-metallic mineral products, n.e.c.	561,917	2,460	484,975	49,315
C241	Manufacture of basic iron and steel	51,651	7,481	60	43,770
C243	Casting of metals	33,183	5,643	-	27,540
C251	Manufacture of structural metal products, tanks, reservoirs and steam generators	31,673	-	8,586	23,087
C259	Manufacture of other fabricated metal products; metal working service activities	22,320	2,713	-	15,435
C265	Manufacture of measuring, testing, navigating and control equipment; watches and clocks	S	S	S	S
C267	Manufacture of optical instruments and photographic equipment	S	S	S	S
C282	Manufacture of special purpose machinery	23,466	1,916	-	21,550
C293	Manufacture of parts and accessories for motor vehicles	2,870	977	1,547	3
C310	Manufacture of furniture	106,283	23,625	22,674	51,621
C321	Manufacture of jewelry, bijouterie and related articles	498	-	-	498
C329	Other manufacturing, n.e.c.	29,796	3,057	3,102	17,962
C331	Repair of fabricated metal products, machinery and equipment	8,901	-	560	4,447
	VII - Central Visayas	62,771,784	12,408,801	9,071,459	34,557,921
C101	Processing and preserving of meat	4,457,849	1,444,553	18,033	2,967,613
C102	Processing and preserving of fish, crustaceans and mollusks	1,889,237	758,958	143,422	660,904
C103	Processing and preserving of fruits and vegetables	134,777	90,144	2,126	31,180
C104	Manufacture of vegetable and animal oils and fats	3,541,308	1,354,148	2,601	1,089,937
C105	Manufacture of dairy products	14,572	1,317	-	11,305
C106	Manufacture of grain mill products, starches and starch products	735,099	71,651	-	503,580
C107	Manufacture of other food products	1,542,883	358,743	64,347	808,124
C108	Manufacture of prepared animal feeds	8,429,968	805,556	-	7,398,672
C110	Manufacture of beverages	1,027,370	350,266	-	547,457
C131	Spinning, weaving and finishing of textiles	686	8	18	75
C139	Manufacture of other textiles	272,450	98,927	28,298	143,961
C141	Manufacture of wearing apparel, except fur apparel	423,461	170,350	42,374	171,325

Table 11 Number of Establishments and Value of Inventories by Type for Manufacturing Establishments by Region and Industry Group: Philippines, 2018

(Values are in thousand PhP, except number of establishments. Details may not add-up to total due to rounding and/or statistical disclosure control.)

Continued

2009 PSIC Code	Region / Industry Description	Value of Inventories as of 31 December			
		Total	Finished Products	Work-in- Progress	Raw Materials
		(10)	(11)	(12)	(13)
C142	Custom tailoring and dressmaking	1,120	-	-	1,120
C151	Tanning and dressing of leather; manufacture of luggage and handbags	S	S	S	S
C152	Manufacture of footwear	464,612	135,779	98,092	225,787
C161	Sawmilling and planing of wood	539,255	505,201	5,314	10,445
C162	Manufacture of products of wood, cork, straw and plaiting materials	182,261	39,300	11,452	129,842
C170	Manufacture of paper and paper products	1,525,461	230,194	53,956	1,238,888
C181	Printing and service activities related to printing	212,693	7,862	7,317	197,474
C201	Manufacture of basic chemicals	974,703	459,789	25,257	397,600
C202	Manufacture of other chemical products, n.e.c.	1,086,913	377,835	14,708	604,966
C210	Manufacture of pharmaceuticals, medicinal chemical and botanical products	216,252	74,609	12,517	128,535
C221	Manufacture of rubber products	578,532	114,402	217,519	242,808
C222	Manufacture of plastics products	1,308,731	416,923	81,303	794,070
C231	Manufacture of glass and glass products	658,211	180,925	81,488	379,436
C239	Manufacture of non-metallic mineral products, n.e.c.	4,718,452	912,433	517,812	977,119
C241	Manufacture of basic iron and steel	5,689,208	233,995	24,873	5,020,579
C242	Manufacture of basic precious and other non-ferrous metals	S	S	S	S
C243	Casting of metals	184,480	23,941	61,256	99,283
C251	Manufacture of structural metal products, tanks, reservoirs and steam generators	58,818	273	2,088	54,550
C252	Manufacture of weapons and ammunition	S	S	S	S
C259	Manufacture of other fabricated metal products; metal working service activities	1,177,744	200,206	324,948	615,614
C261	Manufacture of electronic components	2,428,292	648,639	937,693	338,358
C262	Manufacture of computers and peripheral equipment and accessories	S	S	S	S
C263	Manufacture of communication equipment	S	S	S	S
C264	Manufacture of consumer electronics	4,604,844	298,902	3,408,122	859,285
C265	Manufacture of measuring, testing, navigating and control equipment; watches and clocks	185,982	14,947	16,593	154,410
C267	Manufacture of optical instruments and photographic equipment	893,267	112,345	105,865	537,259
C271	Manufacture of electric motors, generators, transformers and electricity distribution and control apparatus	440,861	69,804	34,354	336,332
C273	Manufacture of wiring and wiring devices	S	S	S	S
C274	Manufacture of electric lighting equipment	84,343	22,463	14,003	44,365
C275	Manufacture of domestic appliances	S	S	S	S
C279	Manufacture of other electrical equipment	S	S	S	S
C281	Manufacture of general purpose machinery	493,433	66,022	43,987	383,363
C282	Manufacture of special purpose machinery	12,267	633	4,428	6,974
C291	Manufacture of motor vehicles	220,034	61,606	8,335	150,093

Table 11 Number of Establishments and Value of Inventories by Type for Manufacturing Establishments by Region and Industry Group: Philippines, 2018

(Values are in thousand PhP, except number of establishments. Details may not add-up to total due to rounding and/or statistical disclosure control.)

Continued

2009 PSIC Code	Region / Industry Description	Value of Inventories as of 31 December			
		Total	Finished Products	Work-in- Progress	Raw Materials
		(10)	(11)	(12)	(13)
C293	Manufacture of parts and accessories for motor vehicles	668,531	328,682	85,740	184,832
C301	Building of ships and boats	2,533,545	1,802	999,538	1,462,390
C309	Manufacture of transport equipment, n.e.c.	816,547	159,193	89,037	472,530
C310	Manufacture of furniture	2,101,095	468,261	329,516	1,065,282
C321	Manufacture of jewelry, bijouterie and related articles	470,623	105,993	140,885	206,670
C322	Manufacture of musical instruments	S	S	S	S
C323	Manufacture of sports goods	S	S	S	S
C324	Manufacture of games and toys	S	S	S	S
C325	Manufacture of medical and dental instruments and supplies	1,652,045	211,370	607,809	650,882
C329	Other manufacturing, n.e.c.	494,631	49,371	102,819	330,914
C331	Repair of fabricated metal products, machinery and equipment	19,427	2,856	-	13,662
	VIII - Eastern Visayas	57,912,832	2,180,762	26,644,896	27,217,754
C101	Processing and preserving of meat	S	S	S	S
C102	Processing and preserving of fish, crustaceans and mollusks	12,516	3,960	-	6,679
C103	Processing and preserving of fruits and vegetables	2,739	645	-	1,797
C104	Manufacture of vegetable and animal oils and fats	1,520,231	883,166	308,535	320,142
C105	Manufacture of dairy products	S	S	S	S
C106	Manufacture of grain mill products, starches and starch products	126,393	1,576	450	93,105
C107	Manufacture of other food products	581,555	4,314	150	358,907
C110	Manufacture of beverages	127,214	81,541	1,738	35,937
C131	Spinning, weaving and finishing of textiles	432	14	-	3
C139	Manufacture of other textiles	S	S	S	S
C141	Manufacture of wearing apparel, except fur apparel	515	100	-	207
C142	Custom tailoring and dressmaking	1,246	406	-	782
C162	Manufacture of products of wood, cork, straw and plaiting materials	2,712	1,517	-	1,194
C170	Manufacture of paper and paper products	594,576	172,872	-	411,291
C181	Printing and service activities related to printing	11,183	-	-	7,013
C201	Manufacture of basic chemicals	181,493	59,405	18	113,894
C210	Manufacture of pharmaceuticals, medicinal chemical and botanical products	S	S	S	S
C222	Manufacture of plastics products	23,005	12,229	-	10,776
C231	Manufacture of glass and glass products	2,177	219	17	1,941
C239	Manufacture of non-metallic mineral products, n.e.c.	2,897	318	34	1,545
C241	Manufacture of basic iron and steel	233	-	-	233
C242	Manufacture of basic precious and other non-ferrous metals	S	S	S	S
C243	Casting of metals	S	S	S	S

Table 11 Number of Establishments and Value of Inventories by Type for Manufacturing Establishments by Region and Industry Group: Philippines, 2018

(Values are in thousand PhP, except number of establishments. Details may not add-up to total due to rounding and/or statistical disclosure control.)

Continued

2009 PSIC Code	Region / Industry Description	Value of Inventories as of 31 December			
		Total	Finished Products	Work-in- Progress	Raw Materials
		(10)	(11)	(12)	(13)
C251	Manufacture of structural metal products, tanks, reservoirs and steam generators	1,264	52	-	1,196
C259	Manufacture of other fabricated metal products; metal working service activities	6,410	27	-	6,377
C273	Manufacture of wiring and wiring devices	S	S	S	S
C282	Manufacture of special purpose machinery	S	S	S	S
C310	Manufacture of furniture	1,372	1,176	-	196
C321	Manufacture of jewelry, bijouterie and related articles	-	-	-	-
C329	Other manufacturing, n.e.c.	4,567	433	688	3,205
C331	Repair of fabricated metal products, machinery and equipment	2,694	-	-	2,694
	IX - Zamboanga Peninsula	12,348,819	4,102,762	2,764,084	4,340,114
C101	Processing and preserving of meat	29,670	5,248	4,636	5,198
C102	Processing and preserving of fish, crustaceans and mollusks	5,477,408	3,609,153	81,485	1,768,983
C104	Manufacture of vegetable and animal oils and fats	2,996,235	-	2,082,592	194,064
C105	Manufacture of dairy products	642	461	-	118
C106	Manufacture of grain mill products, starches and starch products	147,673	1,225	100	145,291
C107	Manufacture of other food products	389,689	12,652	21,384	339,535
C108	Manufacture of prepared animal feeds	S	S	S	S
C110	Manufacture of beverages	373,508	194	660	36,232
C139	Manufacture of other textiles	S	S	S	S
C142	Custom tailoring and dressmaking	21,412	9,996	-	11,355
C161	Sawmilling and planing of wood	720	-	-	478
C162	Manufacture of products of wood, cork, straw and plaiting materials	S	S	S	S
C181	Printing and service activities related to printing	41,482	-	229	37,745
C221	Manufacture of rubber products	109,902	8,474	-	100,516
C222	Manufacture of plastics products	20,762	3,989	-	16,773
C231	Manufacture of glass and glass products	1,304	341	-	938
C239	Manufacture of non-metallic mineral products, n.e.c.	21,144	314	585	20,003
C241	Manufacture of basic iron and steel	12,198	10,183	-	1,547
C251	Manufacture of structural metal products, tanks, reservoirs and steam generators	40,012	16,765	-	13,910
C259	Manufacture of other fabricated metal products; metal working service activities	2,030,699	403,638	247,347	1,375,602
C310	Manufacture of furniture	34,903	13,123	7,470	7,429
C321	Manufacture of jewelry, bijouterie and related articles	S	S	S	S
C329	Other manufacturing, n.e.c.	-	-	-	-
C331	Repair of fabricated metal products, machinery and equipment	6,451	-	1,004	404

Table 11 Number of Establishments and Value of Inventories by Type for Manufacturing Establishments by Region and Industry Group: Philippines, 2018

(Values are in thousand PhP, except number of establishments. Details may not add-up to total due to rounding and/or statistical disclosure control.)

Continued

2009 PSIC Code	Region / Industry Description	Value of Inventories as of 31 December			
		Total	Finished Products	Work-in- Progress	Raw Materials
		(10)	(11)	(12)	(13)
C331	Repair of fabricated metal products, machinery and equipment	6,451	-	1,004	404
	X - Northern Mindanao	25,362,666	8,585,885	1,897,035	13,225,451
C101	Processing and preserving of meat	40,242	1,549	-	21,102
C102	Processing and preserving of fish, crustaceans and mollusks	S	S	S	S
C103	Processing and preserving of fruits and vegetables	6,518,788	3,629,803	7,835	2,834,272
C104	Manufacture of vegetable and animal oils and fats	2,280,247	493,676	1,279,041	407,377
C105	Manufacture of dairy products	1,892	37	-	1,769
C106	Manufacture of grain mill products, starches and starch products	7,164,152	1,624,494	69,121	5,206,105
C107	Manufacture of other food products	1,911,283	750,429	107,044	743,554
C108	Manufacture of prepared animal feeds	21,070	-	912	20,120
C110	Manufacture of beverages	699,208	37,691	189,095	330,736
C131	Spinning, weaving and finishing of textiles	32	26	-	5
C139	Manufacture of other textiles	3,553	32	-	3,509
C141	Manufacture of wearing apparel, except fur apparel	26,917	-	3,892	13,417
C142	Custom tailoring and dressmaking	16,658	115	359	2,430
C152	Manufacture of footwear	21,153	1,750	-	19,403
C161	Sawmilling and planing of wood	335,183	2,762	16,750	209,747
C162	Manufacture of products of wood, cork, straw and plaiting materials	34,037	9,499	7,658	16,033
C170	Manufacture of paper and paper products	1,094,469	115,856	21,737	902,984
C181	Printing and service activities related to printing	78,860	-	-	61,228
C192	Manufacture of refined petroleum products	1,135	-	-	60
C201	Manufacture of basic chemicals	3,050,348	1,593,722	3,875	1,378,535
C202	Manufacture of other chemical products, n.e.c.	568,684	147,725	89	111,096
C210	Manufacture of pharmaceuticals, medicinal chemical and botanical products	S	S	S	S
C221	Manufacture of rubber products	S	S	S	S
C222	Manufacture of plastics products	192,241	14,261	139,508	38,311
C231	Manufacture of glass and glass products	511	-	-	11
C239	Manufacture of non-metallic mineral products, n.e.c.	96,255	2,466	4,680	53,316
C241	Manufacture of basic iron and steel	202,899	74,006	5,840	105,842
C243	Casting of metals	2,052	-	1,592	229
C251	Manufacture of structural metal products, tanks, reservoirs and steam generators	74,405	-	-	69,354
C259	Manufacture of other fabricated metal products; metal working service activities	41,476	32,484	-	8,407
C264	Manufacture of consumer electronics	S	S	S	S

Table 11 Number of Establishments and Value of Inventories by Type for Manufacturing Establishments by Region and Industry Group: Philippines, 2018

(Values are in thousand PhP, except number of establishments. Details may not add-up to total due to rounding and/or statistical disclosure control.)

Continued

2009 PSIC Code	Region / Industry Description	Value of Inventories as of 31 December			
		Total	Finished Products	Work-in- Progress	Raw Materials
		(10)	(11)	(12)	(13)
C271	Manufacture of electric motors, generators, transformers and electricity distribution and control apparatus	S	S	S	S
C281	Manufacture of general purpose machinery	S	S	S	S
C282	Manufacture of special purpose machinery	S	S	S	S
C291	Manufacture of motor vehicles	54,720	-	-	54,717
C293	Manufacture of parts and accessories for motor vehicles	2	-	-	-
C310	Manufacture of furniture	134,768	27,169	7,425	75,313
C321	Manufacture of jewelry, bijouterie and related articles	S	S	S	S
C324	Manufacture of games and toys	S	S	S	S
C329	Other manufacturing, n.e.c.	S	S	S	S
C331	Repair of fabricated metal products, machinery and equipment	559,700	14,831	18,162	485,013
XI - Davao Region		22,359,924	6,842,682	1,603,018	12,256,767
C101	Processing and preserving of meat	83,765	81,432	-	2,334
C102	Processing and preserving of fish, crustaceans and mollusks	-	-	-	-
C103	Processing and preserving of fruits and vegetables	121,814	31,178	43,374	30,092
C104	Manufacture of vegetable and animal oils and fats	3,464,810	2,888,186	-	358,542
C105	Manufacture of dairy products	587	304	-	228
C106	Manufacture of grain mill products, starches and starch products	1,545,271	5,844	4,683	927,448
C107	Manufacture of other food products	700,029	197,223	36,562	371,390
C108	Manufacture of prepared animal feeds	5,242,523	520,671	-	4,420,394
C110	Manufacture of beverages	1,515,985	592,805	97,381	773,150
C120	Manufacture of tobacco products	S	S	S	S
C139	Manufacture of other textiles	111,858	41,414	5,950	63,306
C141	Manufacture of wearing apparel, except fur apparel	9,805	2,108	66	7,631
C142	Custom tailoring and dressmaking	8,629	1,611	1,076	5,522
C152	Manufacture of footwear	888	-	-	852
C161	Sawmilling and planing of wood	5,248	3,320	1,200	438
C162	Manufacture of products of wood, cork, straw and plaiting materials	1,445,578	236,392	697,511	452,405
C170	Manufacture of paper and paper products	1,985,745	213,661	61,456	1,638,437
C181	Printing and service activities related to printing	337,163	15,582	18,638	279,169
C192	Manufacture of refined petroleum products	S	S	S	S
C201	Manufacture of basic chemicals	85,979	31,185	9,532	44,695
C202	Manufacture of other chemical products, n.e.c.	1,330,667	826,837	235,808	203,474
C210	Manufacture of pharmaceuticals, medicinal chemical and botanical products	298,125	231,528	516	60,704
C221	Manufacture of rubber products	19,638	-	-	19,638

Table 11 Number of Establishments and Value of Inventories by Type for Manufacturing Establishments by Region and Industry Group: Philippines, 2018

(Values are in thousand PhP, except number of establishments. Details may not add-up to total due to rounding and/or statistical disclosure control.)

Continued

2009 PSIC Code	Region / Industry Description	Value of Inventories as of 31 December			
		Total	Finished Products	Work-in- Progress	Raw Materials
		(10)	(11)	(12)	(13)
C222	Manufacture of plastics products	1,542,311	435,199	84,891	953,077
C231	Manufacture of glass and glass products	21,629	-	17,180	4,449
C239	Manufacture of non-metallic mineral products, n.e.c.	553,381	48,542	48,258	424,163
C241	Manufacture of basic iron and steel	304,994	53,190	72,745	168,795
C242	Manufacture of basic precious and other non-ferrous metals	75,506	64,872	-	7,650
C243	Casting of metals	S	S	S	S
C251	Manufacture of structural metal products, tanks, reservoirs and steam generators	615,375	70,020	63,602	479,260
C252	Manufacture of weapons and ammunition	S	S	S	S
C259	Manufacture of other fabricated metal products; metal working service activities	160,064	36,184	77,107	46,773
C265	Manufacture of measuring, testing, navigating and control equipment; watches and clocks	S	S	S	S
C271	Manufacture of electric motors, generators, transformers and electricity distribution and control apparatus	S	S	S	S
C275	Manufacture of domestic appliances	-	-	-	-
C281	Manufacture of general purpose machinery	6,444	-	-	6,439
C282	Manufacture of special purpose machinery	198,406	3,116	857	193,526
C291	Manufacture of motor vehicles	S	S	S	S
C293	Manufacture of parts and accessories for motor vehicles	100	-	-	100
C301	Building of ships and boats	S	S	S	S
C310	Manufacture of furniture	324,612	112,807	23,449	171,123
C321	Manufacture of jewelry, bijouterie and related articles	30,229	-	-	27,446
C329	Other manufacturing, n.e.c.	28,311	524	794	26,993
C331	Repair of fabricated metal products, machinery and equipment	53,856	-	168	53,687
	XII - SOCCSKSARGEN	9,934,651	3,663,734	199,719	5,466,131
C101	Processing and preserving of meat	56,723	12,553	-	43,491
C102	Processing and preserving of fish, crustaceans and mollusks	5,653,623	2,826,606	10,920	2,776,067
C103	Processing and preserving of fruits and vegetables	S	S	S	S
C104	Manufacture of vegetable and animal oils and fats	784,572	324,629	13,978	178,782
C105	Manufacture of dairy products	524	230	20	195
C106	Manufacture of grain mill products, starches and starch products	373,114	40,600	-	211,031
C107	Manufacture of other food products	311,489	87,292	17,253	202,004
C108	Manufacture of prepared animal feeds	43,494	9,270	4,132	30,091
C110	Manufacture of beverages	49,447	2,976	-	36,873
C131	Spinning, weaving and finishing of textiles	786	601	-	185
C139	Manufacture of other textiles	1,249	-	-	1,249

Table 11 Number of Establishments and Value of Inventories by Type for Manufacturing Establishments by Region and Industry Group: Philippines, 2018

(Values are in thousand PhP, except number of establishments. Details may not add-up to total due to rounding and/or statistical disclosure control.)

Continued

2009 PSIC Code	Region / Industry Description	Value of Inventories as of 31 December			
		Total	Finished Products	Work-in- Progress	Raw Materials
		(10)	(11)	(12)	(13)
C141	Manufacture of wearing apparel, except fur apparel	2,892	-	-	2,886
C142	Custom tailoring and dressmaking	10,121	2,970	-	6,312
C161	Sawmilling and planing of wood	978	500	-	478
C162	Manufacture of products of wood, cork, straw and plaiting materials	3,905	2,204	-	1,700
C170	Manufacture of paper and paper products	303,278	5,084	4,101	273,958
C181	Printing and service activities related to printing	115,350	1,019	1,556	107,898
C192	Manufacture of refined petroleum products	S	S	S	S
C201	Manufacture of basic chemicals	16,808	3	-	13,845
C202	Manufacture of other chemical products, n.e.c.	S	S	S	S
C221	Manufacture of rubber products	S	S	S	S
C222	Manufacture of plastics products	S	S	S	S
C231	Manufacture of glass and glass products	S	S	S	S
C239	Manufacture of non-metallic mineral products, n.e.c.	46,627	1,670	142	44,815
C241	Manufacture of basic iron and steel	16,613	2,242	-	12,744
C243	Casting of metals	S	S	S	S
C251	Manufacture of structural metal products, tanks, reservoirs and steam generators	37,585	23,253	1,161	13,171
C259	Manufacture of other fabricated metal products; metal working service activities	1,928,953	294,622	129,583	1,416,879
C301	Building of ships and boats	S	S	S	S
C310	Manufacture of furniture	44,405	15,831	6,095	17,100
C323	Manufacture of sports goods	S	S	S	S
C331	Repair of fabricated metal products, machinery and equipment	80,378	1,509	-	45,780
	XIII - Caraga	8,162,861	2,041,617	1,198,534	844,986
C101	Processing and preserving of meat	961	-	-	689
C102	Processing and preserving of fish, crustaceans and mollusks	S	S	S	S
C103	Processing and preserving of fruits and vegetables	S	S	S	S
C104	Manufacture of vegetable and animal oils and fats	315,276	252,995	13,316	6,182
C106	Manufacture of grain mill products, starches and starch products	42,601	3,732	-	38,602
C107	Manufacture of other food products	429,550	38,298	2,932	348,995
C108	Manufacture of prepared animal feeds	-	-	-	-
C110	Manufacture of beverages	7,284	-	-	3,061
C139	Manufacture of other textiles	61	14	-	12
C141	Manufacture of wearing apparel, except fur apparel	1,876	-	-	1,876
C142	Custom tailoring and dressmaking	2,304	-	-	1,917
C161	Sawmilling and planing of wood	46,809	21,167	14,540	6,830

Table 11 Number of Establishments and Value of Inventories by Type for Manufacturing Establishments by Region and Industry Group: Philippines, 2018

(Values are in thousand PhP, except number of establishments. Details may not add-up to total due to rounding and/or statistical disclosure control.)

Continued

2009 PSIC Code	Region / Industry Description	Value of Inventories as of 31 December			
		Total	Finished Products	Work-in- Progress	Raw Materials
		(10)	(11)	(12)	(13)
C162	Manufacture of products of wood, cork, straw and plaiting materials	1,963,895	621,572	1,051,063	195,154
C181	Printing and service activities related to printing	12,224	-	-	9,802
C201	Manufacture of basic chemicals	S	S	S	S
C202	Manufacture of other chemical products, n.e.c.	229,652	39,273	-	174,246
C231	Manufacture of glass and glass products	S	S	S	S
C239	Manufacture of non-metallic mineral products, n.e.c.	78,581	16,484	12	5,686
C241	Manufacture of basic iron and steel	948	236	-	713
C242	Manufacture of basic precious and other non-ferrous metals	S	S	S	S
C259	Manufacture of other fabricated metal products; metal working service activities	23,517	4,277	254	11,559
C275	Manufacture of domestic appliances	30	-	-	24
C301	Building of ships and boats	S	S	S	S
C309	Manufacture of transport equipment, n.e.c.	21	-	-	-
C310	Manufacture of furniture	5,356	1,297	611	3,384
C321	Manufacture of jewelry, bijouterie and related articles	230	-	-	-
C324	Manufacture of games and toys	183	49	33	101
C329	Other manufacturing, n.e.c.	3,749	373	514	2,820
C331	Repair of fabricated metal products, machinery and equipment	24,706	5,036	2,170	13,824
	Autonomous Region in Muslim Mindanao	785,304	497,217	84	210,528
C104	Manufacture of vegetable and animal oils and fats	S	S	S	S
C106	Manufacture of grain mill products, starches and starch products	414,750	274,180	-	122,210
C107	Manufacture of other food products	33,361	1,927	84	11,450
C108	Manufacture of prepared animal feeds	79	-	-	-
C110	Manufacture of beverages	45,632	2,106	-	39,662
C142	Custom tailoring and dressmaking	9,307	4,832	-	2,161
C181	Printing and service activities related to printing	2,044	380	-	758
C221	Manufacture of rubber products	S	S	S	S
C239	Manufacture of non-metallic mineral products, n.e.c.	234	-	-	-
C251	Manufacture of structural metal products, tanks, reservoirs and steam generators	906	522	-	159
C310	Manufacture of furniture	124,560	79,234	-	29,230

Table 11 Number of Establishments and Value of Inventories by Type for Manufacturing Establishments by Region and Industry Group: Philippines, 2018

(Values are in thousand PhP, except number of establishments. Details may not add-up to total due to rounding and/or statistical disclosure control.)

Continued

2009 PSIC Code	Region / Industry Description	Value of Inventories as of 31 December			
		Other Materials and Supplies	Fuels, Lubricants, Oils and Greases	Goods for Resale	Other Inventories
		(14)	(15)	(16)	(17)
	Philippines	57,365,277	1,940,170	30,464,233	1,723,744
C101	Processing and preserving of meat	515,161	18,406	37,963	359
C102	Processing and preserving of fish, crustaceans and mollusks	531,109	5,258	1,005,527	-
C103	Processing and preserving of fruits and vegetables	214,550	1,050	3,329,620	38,532
C104	Manufacture of vegetable and animal oils and fats	893,477	161,679	1,862,309	150,552
C105	Manufacture of dairy products	4,386	3,001	1,221,551	5,600
C106	Manufacture of grain mill products, starches and starch products	1,132,773	16,366	2,016,119	3,499
C107	Manufacture of other food products	8,296,013	195,674	954,259	207,283
C108	Manufacture of prepared animal feeds	945,133	33,994	152,849	33,710
C110	Manufacture of beverages	8,028,643	66,864	1,546,494	394,030
C120	Manufacture of tobacco products	446,757	3,356	-	-
C131	Spinning, weaving and finishing of textiles	25,141	4,767	11,103	10,746
C139	Manufacture of other textiles	79,146	1,517	4,579	7,961
C141	Manufacture of wearing apparel, except fur apparel	178,275	3,246	557,274	4,476
C142	Custom tailoring and dressmaking	9,976	4,025	35,433	-
C143	Manufacture of knitted and crocheted apparel	27,334	-	1,698,585	-
C151	Tanning and dressing of leather; manufacture of luggage and handbags	11,849	12	281	-
C152	Manufacture of footwear	16,807	5,722	-	-
C161	Sawmilling and planing of wood	19,046	413	109,594	-
C162	Manufacture of products of wood, cork, straw and plaiting materials	536,903	10,770	125,665	-
C170	Manufacture of paper and paper products	908,456	23,363	9,626	7,063
C181	Printing and service activities related to printing	164,413	22,790	281,399	3,848
C182	Reproduction of recorded media	-	-	-	-
C192	Manufacture of refined petroleum products	-	1,075	493	12,191
C199	Manufacture of other fuel products	93,467	-	-	-
C201	Manufacture of basic chemicals	585,871	375,422	642,349	214,716
C202	Manufacture of other chemical products, n.e.c.	1,230,875	22,040	3,535,944	154,896
C203	Manufacture of man-made fibers	S	S	S	S
C210	Manufacture of pharmaceuticals, medicinal chemical and botanical products	1,641,478	56,543	718,589	2,714
C221	Manufacture of rubber products	523,423	18,660	5,792	63
C222	Manufacture of plastics products	484,887	22,409	408,101	4,399
C231	Manufacture of glass and glass products	639,968	239,904	39,890	2,656
C239	Manufacture of non-metallic mineral products, n.e.c.	3,439,643	309,504	858,166	50,982
C241	Manufacture of basic iron and steel	307,383	25,148	3,156,048	9,041
C242	Manufacture of basic precious and other non-ferrous metals	6,490,258	125,614	-	-
C243	Casting of metals	235,914	1,985	-	-

Table 11 Number of Establishments and Value of Inventories by Type for Manufacturing Establishments by Region and Industry Group: Philippines, 2018

(Values are in thousand PhP, except number of establishments. Details may not add-up to total due to rounding and/or statistical disclosure control.)

Continued

2009 PSIC Code	Region / Industry Description	Value of Inventories as of 31 December			
		Other Materials and Supplies	Fuels, Lubricants, Oils and Greases	Goods for Resale	Other Inventories
		(14)	(15)	(16)	(17)
C251	Manufacture of structural metal products, tanks, reservoirs and steam generators	242,555	39,990	265,110	-
C252	Manufacture of weapons and ammunition	14	9	-	-
C259	Manufacture of other fabricated metal products; metal working service activities	889,368	11,391	460,947	5,698
C261	Manufacture of electronic components	3,931,826	7,734	8,119	110,085
C262	Manufacture of computers and peripheral equipment and accessories	338,688	-	604	-
C263	Manufacture of communication equipment	9,297	-	-	3,551
C264	Manufacture of consumer electronics	162,100	-	38,915	33,825
C265	Manufacture of measuring, testing, navigating and control equipment; watches and clocks	1,241	619	-	-
C267	Manufacture of optical instruments and photographic equipment	233,295	15	-	-
C271	Manufacture of electric motors, generators, transformers and electricity distribution and control apparatus	33,853	5	19,941	8,850
C272	Manufacture of batteries and accumulators	31,115	-	5,845	-
C273	Manufacture of wiring and wiring devices	79,712	-	35,862	-
C274	Manufacture of electric lighting equipment	167,408	677	13,612	20,869
C275	Manufacture of domestic appliances	21,228	-	6	2,645
C279	Manufacture of other electrical equipment	841,419	-	-	3,703
C281	Manufacture of general purpose machinery	448,269	2,376	212,377	26,162
C282	Manufacture of special purpose machinery	37,055	1,273	250,810	1,604
C291	Manufacture of motor vehicles	4,773,409	2	73,366	-
C292	Manufacture of bodies (coachwork) for motor vehicles; manufacture of trailers and semi-trailers	51,383	46	8,708	-
C293	Manufacture of parts and accessories for motor vehicles	3,745,310	55,284	38,126	87,833
C301	Building of ships and boats	79,361	3,342	137,254	-
C302	Manufacture of railway locomotive and rolling stock	S	S	S	S
C303	Manufacture of air and spacecraft and related machinery	163,200	-	326,732	-
C309	Manufacture of transport equipment, n.e.c.	385,667	157	3,971,023	9,199
C310	Manufacture of furniture	271,455	6,308	137,528	14,289
C321	Manufacture of jewelry, bijouterie and related articles	20,675	8	5,893	-
C322	Manufacture of musical instruments	-	-	-	-
C323	Manufacture of sports goods	11,574	-	-	-
C324	Manufacture of games and toys	23,579	431	3,511	-
C325	Manufacture of medical and dental instruments and supplies	935,049	8,009	1,380	79,821
C329	Other manufacturing, n.e.c.	26,187	535	33,341	-
C331	Repair of fabricated metal products, machinery and equipment	747,765	21,354	89,620	-

Table 11 Number of Establishments and Value of Inventories by Type for Manufacturing Establishments by Region and Industry Group: Philippines, 2018*(Values are in thousand PhP, except number of establishments. Details may not add-up to total due to rounding and/or statistical disclosure control.)**Continued*

2009 PSIC Code	Region / Industry Description	Value of Inventories as of 31 December			
		Other Materials and Supplies	Fuels, Lubricants, Oils and Greases	Goods for Resale	Other Inventories
		(14)	(15)	(16)	(17)
C332	Installation of industrial machinery and equipment	-	29	-	-
	National Capital Region	14,477,510	319,439	8,686,429	141,603
C101	Processing and preserving of meat	13,268	111	850	-
C102	Processing and preserving of fish, crustaceans and mollusks	66,275	-	977,311	-
C103	Processing and preserving of fruits and vegetables	66,835	10	3,282,725	37,246
C104	Manufacture of vegetable and animal oils and fats	261,208	94,678	-	6,858
C105	Manufacture of dairy products	-	-	7,957	-
C106	Manufacture of grain mill products, starches and starch products	634,437	1,218	-	-
C107	Manufacture of other food products	4,305,375	34,183	72,122	15,846
C108	Manufacture of prepared animal feeds	124,111	-	-	-
C110	Manufacture of beverages	6,424,023	1,213	336	-
C120	Manufacture of tobacco products	379,465	3,338	-	-
C131	Spinning, weaving and finishing of textiles	1,466	353	-	-
C139	Manufacture of other textiles	21,951	104	-	1,349
C141	Manufacture of wearing apparel, except fur apparel	17,920	87	470,268	-
C142	Custom tailoring and dressmaking	-	-	2,231	-
C143	Manufacture of knitted and crocheted apparel	-	-	1,698,585	-
C151	Tanning and dressing of leather; manufacture of luggage and handbags	4,365	-	233	-
C152	Manufacture of footwear	4,310	5,463	-	-
C161	Sawmilling and planing of wood	-	-	-	-
C162	Manufacture of products of wood, cork, straw and plaiting materials	4,250	-	-	-
C170	Manufacture of paper and paper products	177,988	440	7,738	335
C181	Printing and service activities related to printing	134,600	21,063	230,198	3,848
C192	Manufacture of refined petroleum products	-	-	-	-
C199	Manufacture of other fuel products	S	S	S	S
C201	Manufacture of basic chemicals	99,653	-	19,601	13,460
C202	Manufacture of other chemical products, n.e.c.	436,572	3,472	30,197	55,554
C203	Manufacture of man-made fibers	S	S	S	S
C210	Manufacture of pharmaceuticals, medicinal chemical and botanical products	256,770	1,876	712,593	-
C221	Manufacture of rubber products	1,862	-	4,956	-
C222	Manufacture of plastics products	53,271	7,858	148,170	2,906
C231	Manufacture of glass and glass products	34,372	100,167	33,922	-
C239	Manufacture of non-metallic mineral products, n.e.c.	82,207	3,516	136,871	-
C241	Manufacture of basic iron and steel	100,368	19,360	518,571	-

Table 11 Number of Establishments and Value of Inventories by Type for Manufacturing Establishments by Region and Industry Group: Philippines, 2018

(Values are in thousand PhP, except number of establishments. Details may not add-up to total due to rounding and/or statistical disclosure control.)

Continued

2009 PSIC Code	Region / Industry Description	Value of Inventories as of 31 December			
		Other Materials and Supplies	Fuels, Lubricants, Oils and Greases	Goods for Resale	Other Inventories
		(14)	(15)	(16)	(17)
C242	Manufacture of basic precious and other non-ferrous metals	231	38	-	-
C243	Casting of metals	927	603	-	-
C251	Manufacture of structural metal products, tanks, reservoirs and steam generators	120,146	10,738	538	-
C252	Manufacture of weapons and ammunition	-	-	-	-
C259	Manufacture of other fabricated metal products; metal working service activities	348,786	1,028	18,167	-
C261	Manufacture of electronic components	59,460	744	-	-
C262	Manufacture of computers and peripheral equipment and accessories	S	S	S	S
C264	Manufacture of consumer electronics	81	-	38,915	-
C265	Manufacture of measuring, testing, navigating and control equipment; watches and clocks	55	619	-	-
C267	Manufacture of optical instruments and photographic equipment	S	S	S	S
C271	Manufacture of electric motors, generators, transformers and electricity distribution and control apparatus	725	5	66	-
C272	Manufacture of batteries and accumulators	S	S	S	S
C273	Manufacture of wiring and wiring devices	2,418	-	-	-
C274	Manufacture of electric lighting equipment	5,482	4	-	-
C275	Manufacture of domestic appliances	20,437	-	-	-
C279	Manufacture of other electrical equipment	-	-	-	3,703
C281	Manufacture of general purpose machinery	98,650	950	128,226	-
C282	Manufacture of special purpose machinery	-	-	-	1,604
C291	Manufacture of motor vehicles	20	2	-	-
C292	Manufacture of bodies (coachwork) for motor vehicles; manufacture of trailers and semi-trailers	38,749	-	-	-
C293	Manufacture of parts and accessories for motor vehicles	-	-	-	-
C301	Building of ships and boats	6,537	-	-	-
C303	Manufacture of air and spacecraft and related machinery	S	S	S	S
C309	Manufacture of transport equipment, n.e.c.	5	-	-	-
C310	Manufacture of furniture	30,583	2,581	-	-
C321	Manufacture of jewelry, bijouterie and related articles	605	-	-	-
C322	Manufacture of musical instruments	S	S	S	S
C323	Manufacture of sports goods	18	-	-	-
C324	Manufacture of games and toys	-	-	-	-
C325	Manufacture of medical and dental instruments and supplies	10,257	-	917	-
C329	Other manufacturing, n.e.c.	812	-	26,411	-
C331	Repair of fabricated metal products, machinery and equipment	17,467	3,590	32,986	-

Table 11 Number of Establishments and Value of Inventories by Type for Manufacturing Establishments by Region and Industry Group: Philippines, 2018

(Values are in thousand PhP, except number of establishments. Details may not add-up to total due to rounding and/or statistical disclosure control.)

Continued

2009 PSIC Code	Region / Industry Description	Value of Inventories as of 31 December			
		Other Materials and Supplies	Fuels, Lubricants, Oils and Greases	Goods for Resale	Other Inventories
		(14)	(15)	(16)	(17)
C332	Installation of industrial machinery and equipment	-	29	-	-
	Cordillera Administrative Region	173,287	2,053	28,448	368
C101	Processing and preserving of meat	481	-	-	-
C102	Processing and preserving of fish, crustaceans and mollusks	-	-	-	-
C103	Processing and preserving of fruits and vegetables	1,207	-	26	-
C105	Manufacture of dairy products	S	S	S	S
C106	Manufacture of grain mill products, starches and starch products	42	72	2,047	-
C107	Manufacture of other food products	36	494	6,935	368
C110	Manufacture of beverages	252	1,214	-	-
C131	Spinning, weaving and finishing of textiles	47	8	6,869	-
C139	Manufacture of other textiles	11	-	-	-
C141	Manufacture of wearing apparel, except fur apparel	S	S	S	S
C142	Custom tailoring and dressmaking	151	58	867	-
C162	Manufacture of products of wood, cork, straw and plaiting materials	88	9	367	-
C181	Printing and service activities related to printing	428	34	1,369	-
C201	Manufacture of basic chemicals	-	-	-	-
C221	Manufacture of rubber products	-	-	-	-
C222	Manufacture of plastics products	S	S	S	S
C231	Manufacture of glass and glass products	S	S	S	S
C239	Manufacture of non-metallic mineral products, n.e.c.	3,499	38	1,235	-
C241	Manufacture of basic iron and steel	-	-	1,410	-
C251	Manufacture of structural metal products, tanks, reservoirs and steam generators	-	-	-	-
C259	Manufacture of other fabricated metal products; metal working service activities	334	76	-	-
C261	Manufacture of electronic components	S	S	S	S
C303	Manufacture of air and spacecraft and related machinery	S	S	S	S
C310	Manufacture of furniture	-	50	-	-
C321	Manufacture of jewelry, bijouterie and related articles	S	S	S	S
	I - Ilocos Region	185,652	31,052	334,312	456
C101	Processing and preserving of meat	9,477	7,218	-	-
C102	Processing and preserving of fish, crustaceans and mollusks	5,136	1,808	-	-
C103	Processing and preserving of fruits and vegetables	62,221	284	-	-
C105	Manufacture of dairy products	S	S	S	S

Table 11 Number of Establishments and Value of Inventories by Type for Manufacturing Establishments by Region and Industry Group: Philippines, 2018

(Values are in thousand PhP, except number of establishments. Details may not add-up to total due to rounding and/or statistical disclosure control.)

Continued

2009 PSIC Code	Region / Industry Description	Value of Inventories as of 31 December			
		Other Materials and Supplies	Fuels, Lubricants, Oils and Greases	Goods for Resale	Other Inventories
		(14)	(15)	(16)	(17)
C106	Manufacture of grain mill products, starches and starch products	388	460	3,797	-
C107	Manufacture of other food products	16,386	370	4,108	456
C108	Manufacture of prepared animal feeds	3,432	7,349	741	-
C110	Manufacture of beverages	76,798	3,681	90	-
C120	Manufacture of tobacco products	S	S	S	S
C131	Spinning, weaving and finishing of textiles	170	1	105	-
C141	Manufacture of wearing apparel, except fur apparel	-	-	-	-
C142	Custom tailoring and dressmaking	184	-	352	-
C152	Manufacture of footwear	60	-	-	-
C162	Manufacture of products of wood, cork, straw and plaiting materials	-	-	-	-
C170	Manufacture of paper and paper products	-	-	-	-
C181	Printing and service activities related to printing	8	7	-	-
C201	Manufacture of basic chemicals	863	64	267,862	-
C210	Manufacture of pharmaceuticals, medicinal chemical and botanical products	S	S	S	S
C221	Manufacture of rubber products	-	-	-	-
C231	Manufacture of glass and glass products	24	30	1,911	-
C239	Manufacture of non-metallic mineral products, n.e.c.	6,733	9,282	45,039	-
C241	Manufacture of basic iron and steel	636	-	-	-
C251	Manufacture of structural metal products, tanks, reservoirs and steam generators	596	-	-	-
C259	Manufacture of other fabricated metal products; metal working service activities	-	-	-	-
C273	Manufacture of wiring and wiring devices	S	S	S	S
C282	Manufacture of special purpose machinery	S	S	S	S
C292	Manufacture of bodies (coachwork) for motor vehicles; manufacture of trailers and semi-trailers	293	-	8,604	-
C293	Manufacture of parts and accessories for motor vehicles	-	-	-	-
C309	Manufacture of transport equipment, n.e.c.	66	-	-	-
C321	Manufacture of jewelry, bijouterie and related articles	S	S	S	S
C324	Manufacture of games and toys	S	S	S	S
C329	Other manufacturing, n.e.c.	-	-	-	-
C331	Repair of fabricated metal products, machinery and equipment	978	-	-	-
	II - Cagayan Valley	124,803	2,508	1,042,342	-
C101	Processing and preserving of meat	805	90	-	-
C102	Processing and preserving of fish, crustaceans and mollusks	-	-	-	-
C103	Processing and preserving of fruits and vegetables	-	-	-	-

Table 11 Number of Establishments and Value of Inventories by Type for Manufacturing Establishments by Region and Industry Group: Philippines, 2018

(Values are in thousand PhP, except number of establishments. Details may not add-up to total due to rounding and/or statistical disclosure control.)

Continued

2009 PSIC Code	Region / Industry Description	Value of Inventories as of 31 December			
		Other Materials and Supplies	Fuels, Lubricants, Oils and Greases	Goods for Resale	Other Inventories
		(14)	(15)	(16)	(17)
C104	Manufacture of vegetable and animal oils and fats	S	S	S	S
C105	Manufacture of dairy products	-	3	14	-
C106	Manufacture of grain mill products, starches and starch products	2,016	373	878,914	-
C107	Manufacture of other food products	782	62	108,685	-
C108	Manufacture of prepared animal feeds	233	-	7,813	-
C110	Manufacture of beverages	25,471	1,306	51	-
C120	Manufacture of tobacco products	-	-	-	-
C131	Spinning, weaving and finishing of textiles	-	-	-	-
C139	Manufacture of other textiles	-	-	-	-
C142	Custom tailoring and dressmaking	24	-	48	-
C151	Tanning and dressing of leather; manufacture of luggage and handbags	48	12	-	-
C162	Manufacture of products of wood, cork, straw and plaiting materials	-	-	-	-
C181	Printing and service activities related to printing	697	82	304	-
C182	Reproduction of recorded media	-	-	-	-
C199	Manufacture of other fuel products	S	S	S	S
C201	Manufacture of basic chemicals	S	S	S	S
C222	Manufacture of plastics products	-	-	11,209	-
C239	Manufacture of non-metallic mineral products, n.e.c.	83	288	175	-
C241	Manufacture of basic iron and steel	-	7	-	-
C251	Manufacture of structural metal products, tanks, reservoirs and steam generators	-	-	917	-
C252	Manufacture of weapons and ammunition	S	S	S	S
C259	Manufacture of other fabricated metal products; metal working service activities	826	163	1,693	-
C279	Manufacture of other electrical equipment	-	-	-	-
C282	Manufacture of special purpose machinery	-	-	23,180	-
C310	Manufacture of furniture	17	4	-	-
C321	Manufacture of jewelry, bijouterie and related articles	-	-	-	-
C329	Other manufacturing, n.e.c.	S	S	S	S
C331	Repair of fabricated metal products, machinery and equipment	72	102	2,294	-
	III - Central Luzon	5,253,096	105,556	3,012,978	185,888
C101	Processing and preserving of meat	270,042	92	18,670	-
C102	Processing and preserving of fish, crustaceans and mollusks	15,205	986	-	-
C103	Processing and preserving of fruits and vegetables	34,531	377	-	-
C104	Manufacture of vegetable and animal oils and fats	-	-	-	44,143
C105	Manufacture of dairy products	1,085	-	-	5,515

Table 11 Number of Establishments and Value of Inventories by Type for Manufacturing Establishments by Region and Industry Group: Philippines, 2018

(Values are in thousand PhP, except number of establishments. Details may not add-up to total due to rounding and/or statistical disclosure control.)

Continued

2009 PSIC Code	Region / Industry Description	Value of Inventories as of 31 December			
		Other Materials and Supplies	Fuels, Lubricants, Oils and Greases	Goods for Resale	Other Inventories
		(14)	(15)	(16)	(17)
C106	Manufacture of grain mill products, starches and starch products	18,316	1,286	7,716	-
C107	Manufacture of other food products	244,951	2,481	246,137	783
C108	Manufacture of prepared animal feeds	185,564	10,606	-	26,606
C110	Manufacture of beverages	510,185	11,261	-	-
C120	Manufacture of tobacco products	S	S	S	S
C131	Spinning, weaving and finishing of textiles	18,166	4,404	3,130	10,746
C139	Manufacture of other textiles	38,708	701	-	6,612
C141	Manufacture of wearing apparel, except fur apparel	3,477	602	4,253	-
C142	Custom tailoring and dressmaking	29	-	-	-
C143	Manufacture of knitted and crocheted apparel	1,728	-	-	-
C151	Tanning and dressing of leather; manufacture of luggage and handbags	924	-	-	-
C152	Manufacture of footwear	7,383	197	-	-
C161	Sawmilling and planing of wood	S	S	S	S
C162	Manufacture of products of wood, cork, straw and plaiting materials	130,085	276	5,373	-
C170	Manufacture of paper and paper products	389,792	10,263	1,888	6,727
C181	Printing and service activities related to printing	509	6	605	-
C192	Manufacture of refined petroleum products	-	-	-	-
C201	Manufacture of basic chemicals	32,007	7	50,500	-
C202	Manufacture of other chemical products, n.e.c.	16,105	52	2,943	2,060
C210	Manufacture of pharmaceuticals, medicinal chemical and botanical products	330	-	-	-
C221	Manufacture of rubber products	477,876	17,630	36	63
C222	Manufacture of plastics products	65,496	1,270	-	937
C231	Manufacture of glass and glass products	45,160	454	2,726	-
C239	Manufacture of non-metallic mineral products, n.e.c.	586,835	18,869	168,568	-
C241	Manufacture of basic iron and steel	112,278	4,338	2,233,415	-
C242	Manufacture of basic precious and other non-ferrous metals	20,384	246	-	-
C243	Casting of metals	2,821	-	-	-
C251	Manufacture of structural metal products, tanks, reservoirs and steam generators	4,598	-	209,889	-
C259	Manufacture of other fabricated metal products; metal working service activities	13,248	5,225	22,408	-
C261	Manufacture of electronic components	179,348	-	484	1,875
C262	Manufacture of computers and peripheral equipment and accessories	38,404	-	-	-
C263	Manufacture of communication equipment	S	S	S	S
C264	Manufacture of consumer electronics	5,629	-	-	-
C265	Manufacture of measuring, testing, navigating and control equipment; watches and clocks	1,155	-	-	-

Table 11 Number of Establishments and Value of Inventories by Type for Manufacturing Establishments by Region and Industry Group: Philippines, 2018

(Values are in thousand PhP, except number of establishments. Details may not add-up to total due to rounding and/or statistical disclosure control.)

Continued

2009 PSIC Code	Region / Industry Description	Value of Inventories as of 31 December			
		Other Materials and Supplies	Fuels, Lubricants, Oils and Greases	Goods for Resale	Other Inventories
		(14)	(15)	(16)	(17)
C271	Manufacture of electric motors, generators, transformers and electricity distribution and control apparatus	-	-	-	-
C272	Manufacture of batteries and accumulators	S	S	S	S
C273	Manufacture of wiring and wiring devices	10,926	-	-	-
C274	Manufacture of electric lighting equipment	12,486	-	-	-
C275	Manufacture of domestic appliances	-	-	-	-
C279	Manufacture of other electrical equipment	56,947	-	-	-
C281	Manufacture of general purpose machinery	9,071	-	24,941	-
C282	Manufacture of special purpose machinery	-	-	-	-
C291	Manufacture of motor vehicles	-	-	-	-
C292	Manufacture of bodies (coachwork) for motor vehicles; manufacture of trailers and semi-trailers	S	S	S	S
C293	Manufacture of parts and accessories for motor vehicles	916,268	-	-	-
C301	Building of ships and boats	S	S	S	S
C303	Manufacture of air and spacecraft and related machinery	192	-	-	-
C309	Manufacture of transport equipment, n.e.c.	21	-	3,000	-
C310	Manufacture of furniture	7,008	-	2,625	-
C321	Manufacture of jewelry, bijouterie and related articles	113	-	-	-
C322	Manufacture of musical instruments	S	S	S	S
C323	Manufacture of sports goods	-	-	-	-
C324	Manufacture of games and toys	5,166	193	3,511	-
C325	Manufacture of medical and dental instruments and supplies	497,039	8,009	-	79,821
C329	Other manufacturing, n.e.c.	13,277	-	-	-
C331	Repair of fabricated metal products, machinery and equipment	221,112	3,301	161	-
C332	Installation of industrial machinery and equipment	S	S	S	S
	IVA - CALABARZON	21,366,936	736,566	11,836,743	1,043,158
C101	Processing and preserving of meat	159,167	-	11,961	359
C102	Processing and preserving of fish, crustaceans and mollusks	45,481	-	-	-
C103	Processing and preserving of fruits and vegetables	16,260	-	-	1,287
C104	Manufacture of vegetable and animal oils and fats	13,131	606	4,763	23,162
C105	Manufacture of dairy products	1,235	2,967	1,213,352	-
C106	Manufacture of grain mill products, starches and starch products	38,094	996	10,732	3,000
C107	Manufacture of other food products	2,129,828	20,676	75,133	11,796
C108	Manufacture of prepared animal feeds	52,597	2,147	24,368	4,294
C110	Manufacture of beverages	626,264	11,781	1,117,601	364,297

Table 11 Number of Establishments and Value of Inventories by Type for Manufacturing Establishments by Region and Industry Group: Philippines, 2018

(Values are in thousand PhP, except number of establishments. Details may not add-up to total due to rounding and/or statistical disclosure control.)

Continued

2009 PSIC Code	Region / Industry Description	Value of Inventories as of 31 December			
		Other Materials and Supplies	Fuels, Lubricants, Oils and Greases	Goods for Resale	Other Inventories
		(14)	(15)	(16)	(17)
C120	Manufacture of tobacco products	67,257	-	-	-
C131	Spinning, weaving and finishing of textiles	5,184	-	-	-
C139	Manufacture of other textiles	16,192	563	-	-
C141	Manufacture of wearing apparel, except fur apparel	117,935	1,972	16,239	4,476
C142	Custom tailoring and dressmaking	-	-	176	-
C143	Manufacture of knitted and crocheted apparel	25,606	-	-	-
C151	Tanning and dressing of leather; manufacture of luggage and handbags	96	-	-	-
C152	Manufacture of footwear	111	-	-	-
C161	Sawmilling and planing of wood	S	S	S	S
C162	Manufacture of products of wood, cork, straw and plaiting materials	213,471	21	10,066	-
C170	Manufacture of paper and paper products	171,517	7,996	-	-
C181	Printing and service activities related to printing	3,055	-	-	-
C182	Reproduction of recorded media	S	S	S	S
C192	Manufacture of refined petroleum products	S	S	S	S
C199	Manufacture of other fuel products	S	S	S	S
C201	Manufacture of basic chemicals	296,142	360,996	25,596	201,256
C202	Manufacture of other chemical products, n.e.c.	391,295	1,477	3,432,772	91,283
C210	Manufacture of pharmaceuticals, medicinal chemical and botanical products	1,378,235	54,477	3,346	2,714
C221	Manufacture of rubber products	39,898	701	-	-
C222	Manufacture of plastics products	346,218	11,225	164,699	556
C231	Manufacture of glass and glass products	543,392	139,197	-	2,656
C239	Manufacture of non-metallic mineral products, n.e.c.	138,096	39,103	446,798	13,485
C241	Manufacture of basic iron and steel	63,266	434	703	576
C242	Manufacture of basic precious and other non-ferrous metals	27,515	9,169	-	-
C243	Casting of metals	232,120	1,195	-	-
C251	Manufacture of structural metal products, tanks, reservoirs and steam generators	109,814	26,147	37,581	-
C252	Manufacture of weapons and ammunition	S	S	S	S
C259	Manufacture of other fabricated metal products; metal working service activities	397,151	3,600	405,836	4,625
C261	Manufacture of electronic components	3,189,415	6,990	7,635	108,210
C262	Manufacture of computers and peripheral equipment and accessories	300,284	-	-	-
C263	Manufacture of communication equipment	8,671	-	-	3,551
C264	Manufacture of consumer electronics	111,516	-	-	33,825
C265	Manufacture of measuring, testing, navigating and control equipment; watches and clocks	-	-	-	-
C267	Manufacture of optical instruments and photographic equipment	88,305	-	-	-

Table 11 Number of Establishments and Value of Inventories by Type for Manufacturing Establishments by Region and Industry Group: Philippines, 2018

(Values are in thousand PhP, except number of establishments. Details may not add-up to total due to rounding and/or statistical disclosure control.)

Continued

2009 PSIC Code	Region / Industry Description	Value of Inventories as of 31 December			
		Other Materials and Supplies	Fuels, Lubricants, Oils and Greases	Goods for Resale	Other Inventories
		(14)	(15)	(16)	(17)
C271	Manufacture of electric motors, generators, transformers and electricity distribution and control apparatus	32,618	-	-	8,850
C272	Manufacture of batteries and accumulators	S	S	S	S
C273	Manufacture of wiring and wiring devices	60,452	-	35,862	-
C274	Manufacture of electric lighting equipment	145,928	672	13,612	20,869
C275	Manufacture of domestic appliances	791	-	-	2,645
C279	Manufacture of other electrical equipment	784,472	-	-	-
C281	Manufacture of general purpose machinery	338,691	1,426	27,727	26,162
C282	Manufacture of special purpose machinery	34,816	941	224,503	-
C291	Manufacture of motor vehicles	4,773,386	-	73,366	-
C292	Manufacture of bodies (coachwork) for motor vehicles; manufacture of trailers and semi-trailers	12,342	46	104	-
C293	Manufacture of parts and accessories for motor vehicles	2,786,196	28,510	37,890	87,833
C301	Building of ships and boats	-	76	137,254	-
C302	Manufacture of railway locomotive and rolling stock	S	S	S	S
C303	Manufacture of air and spacecraft and related machinery	S	S	S	S
C309	Manufacture of transport equipment, n.e.c.	289,766	157	3,968,023	9,199
C310	Manufacture of furniture	7,744	-	60,093	-
C321	Manufacture of jewelry, bijouterie and related articles	86	-	-	-
C322	Manufacture of musical instruments	S	S	S	S
C323	Manufacture of sports goods	5,814	-	-	-
C324	Manufacture of games and toys	12,745	238	-	-
C325	Manufacture of medical and dental instruments and supplies	245,770	-	463	-
C329	Other manufacturing, n.e.c.	125	-	-	-
C331	Repair of fabricated metal products, machinery and equipment	471,378	64	74	-
C332	Installation of industrial machinery and equipment	S	S	S	S
	MIMAROPA	1,494	1,514	274,687	12,863
C101	Processing and preserving of meat	432	-	-	-
C102	Processing and preserving of fish, crustaceans and mollusks	S	S	S	S
C103	Processing and preserving of fruits and vegetables	S	S	S	S
C104	Manufacture of vegetable and animal oils and fats	1	1,342	32,528	12,863
C105	Manufacture of dairy products	-	-	15	-
C106	Manufacture of grain mill products, starches and starch products	-	-	199,243	-
C107	Manufacture of other food products	344	49	7,460	-
C110	Manufacture of beverages	632	-	3,511	-

Table 11 Number of Establishments and Value of Inventories by Type for Manufacturing Establishments by Region and Industry Group: Philippines, 2018

(Values are in thousand PhP, except number of establishments. Details may not add-up to total due to rounding and/or statistical disclosure control.)

Continued

2009 PSIC Code	Region / Industry Description	Value of Inventories as of 31 December			
		Other Materials and Supplies	Fuels, Lubricants, Oils and Greases	Goods for Resale	Other Inventories
		(14)	(15)	(16)	(17)
C131	Spinning, weaving and finishing of textiles	1	2	-	-
C141	Manufacture of wearing apparel, except fur apparel	-	-	21	-
C142	Custom tailoring and dressmaking	-	10	536	-
C151	Tanning and dressing of leather; manufacture of luggage and handbags	-	-	-	-
C161	Sawmilling and planing of wood	-	1	30	-
C162	Manufacture of products of wood, cork, straw and plaiting materials	-	-	2,438	-
C181	Printing and service activities related to printing	5	-	14,448	-
C201	Manufacture of basic chemicals	-	-	-	-
C202	Manufacture of other chemical products, n.e.c.	S	S	S	S
C210	Manufacture of pharmaceuticals, medicinal chemical and botanical products	S	S	S	S
C222	Manufacture of plastics products	-	-	4,171	-
C239	Manufacture of non-metallic mineral products, n.e.c.	46	3	350	-
C241	Manufacture of basic iron and steel	-	-	-	-
C242	Manufacture of basic precious and other non-ferrous metals	S	S	S	S
C259	Manufacture of other fabricated metal products; metal working service activities	-	-	2,735	-
C282	Manufacture of special purpose machinery	S	S	S	S
C310	Manufacture of furniture	-	-	1,960	-
C331	Repair of fabricated metal products, machinery and equipment	13	-	-	-
V - Bicol Region		1,797,083	137,974	440,848	29,780
C101	Processing and preserving of meat	280	93	145	-
C102	Processing and preserving of fish, crustaceans and mollusks	2,659	84	302	-
C103	Processing and preserving of fruits and vegetables	855	9	35	-
C104	Manufacture of vegetable and animal oils and fats	71,275	792	12,295	20,219
C105	Manufacture of dairy products	74	10	77	-
C106	Manufacture of grain mill products, starches and starch products	13,786	741	18,703	-
C107	Manufacture of other food products	1,742	1,094	95,555	640
C108	Manufacture of prepared animal feeds	528	-	107,209	166
C110	Manufacture of beverages	1,797	1,595	73,456	8,756
C120	Manufacture of tobacco products	S	S	S	S
C131	Spinning, weaving and finishing of textiles	100	-	-	-
C139	Manufacture of other textiles	11	6	4,493	-
C141	Manufacture of wearing apparel, except fur apparel	-	-	56,677	-
C142	Custom tailoring and dressmaking	8,046	2,919	4,606	-

Table 11 Number of Establishments and Value of Inventories by Type for Manufacturing Establishments by Region and Industry Group: Philippines, 2018

(Values are in thousand PhP, except number of establishments. Details may not add-up to total due to rounding and/or statistical disclosure control.)

Continued

2009 PSIC Code	Region / Industry Description	Value of Inventories as of 31 December			
		Other Materials and Supplies	Fuels, Lubricants, Oils and Greases	Goods for Resale	Other Inventories
		(14)	(15)	(16)	(17)
C151	Tanning and dressing of leather; manufacture of luggage and handbags	-	-	48	-
C152	Manufacture of footwear	6	8	-	-
C162	Manufacture of products of wood, cork, straw and plaiting materials	100,348	1,915	45,732	-
C170	Manufacture of paper and paper products	14,770	-	-	-
C181	Printing and service activities related to printing	1,134	143	1,544	-
C201	Manufacture of basic chemicals	-	-	-	-
C210	Manufacture of pharmaceuticals, medicinal chemical and botanical products	-	-	323	-
C231	Manufacture of glass and glass products	S	S	S	S
C239	Manufacture of non-metallic mineral products, n.e.c.	483,048	11,434	352	-
C241	Manufacture of basic iron and steel	1,078	-	1,506	-
C242	Manufacture of basic precious and other non-ferrous metals	S	S	S	S
C251	Manufacture of structural metal products, tanks, reservoirs and steam generators	7,223	279	159	-
C259	Manufacture of other fabricated metal products; metal working service activities	77	201	80	-
C281	Manufacture of general purpose machinery	-	-	-	-
C282	Manufacture of special purpose machinery	5	1	1,426	-
C293	Manufacture of parts and accessories for motor vehicles	-	-	236	-
C310	Manufacture of furniture	-	-	-	-
C329	Other manufacturing, n.e.c.	428	470	1,056	-
C331	Repair of fabricated metal products, machinery and equipment	6	-	14,834	-
	VI - Western Visayas	1,240,419	54,937	592,360	1,382
C101	Processing and preserving of meat	14,084	2,051	1,431	-
C102	Processing and preserving of fish, crustaceans and mollusks	1,741	4	9,607	-
C103	Processing and preserving of fruits and vegetables	S	S	S	S
C104	Manufacture of vegetable and animal oils and fats	1,605	59	-	203
C105	Manufacture of dairy products	-	-	-	-
C106	Manufacture of grain mill products, starches and starch products	1,595	392	126,367	-
C107	Manufacture of other food products	1,076,719	14,963	141,421	-
C108	Manufacture of prepared animal feeds	79,433	-	-	1,173
C110	Manufacture of beverages	60,196	18,784	5,388	6
C131	Spinning, weaving and finishing of textiles	6	-	-	-
C139	Manufacture of other textiles	-	-	-	-
C141	Manufacture of wearing apparel, except fur apparel	96	16	-	-

Table 11 Number of Establishments and Value of Inventories by Type for Manufacturing Establishments by Region and Industry Group: Philippines, 2018

(Values are in thousand PhP, except number of establishments. Details may not add-up to total due to rounding and/or statistical disclosure control.)

Continued

2009 PSIC Code	Region / Industry Description	Value of Inventories as of 31 December			
		Other Materials and Supplies	Fuels, Lubricants, Oils and Greases	Goods for Resale	Other Inventories
		(14)	(15)	(16)	(17)
C142	Custom tailoring and dressmaking	199	-	11,163	-
C161	Sawmilling and planing of wood	-	-	-	-
C162	Manufacture of products of wood, cork, straw and plaiting materials	32	-	975	-
C181	Printing and service activities related to printing	333	29	670	-
C192	Manufacture of refined petroleum products	S	S	S	S
C201	Manufacture of basic chemicals	43	657	263,157	-
C202	Manufacture of other chemical products, n.e.c.	S	S	S	S
C210	Manufacture of pharmaceuticals, medicinal chemical and botanical products	-	-	-	-
C221	Manufacture of rubber products	-	-	-	-
C222	Manufacture of plastics products	37	-	5,006	-
C231	Manufacture of glass and glass products	5	-	-	-
C239	Manufacture of non-metallic mineral products, n.e.c.	1,619	17,169	6,379	-
C241	Manufacture of basic iron and steel	341	-	-	-
C243	Casting of metals	-	-	-	-
C251	Manufacture of structural metal products, tanks, reservoirs and steam generators	-	-	-	-
C259	Manufacture of other fabricated metal products; metal working service activities	464	806	2,902	-
C265	Manufacture of measuring, testing, navigating and control equipment; watches and clocks	S	S	S	S
C267	Manufacture of optical instruments and photographic equipment	S	S	S	S
C282	Manufacture of special purpose machinery	-	-	-	-
C293	Manufacture of parts and accessories for motor vehicles	342	-	-	-
C310	Manufacture of furniture	970	-	7,393	-
C321	Manufacture of jewelry, bijouterie and related articles	-	-	-	-
C329	Other manufacturing, n.e.c.	15	6	5,653	-
C331	Repair of fabricated metal products, machinery and equipment	374	-	3,521	-
	VII - Central Visayas	4,833,422	311,597	1,545,755	42,829
C101	Processing and preserving of meat	20,221	7,429	-	-
C102	Processing and preserving of fish, crustaceans and mollusks	322,850	1,124	1,979	-
C103	Processing and preserving of fruits and vegetables	11,326	-	-	-
C104	Manufacture of vegetable and animal oils and fats	30,823	4,552	1,059,247	-
C105	Manufacture of dairy products	1,925	6	19	-
C106	Manufacture of grain mill products, starches and starch products	159,257	245	367	-

Table 11 Number of Establishments and Value of Inventories by Type for Manufacturing Establishments by Region and Industry Group: Philippines, 2018*(Values are in thousand PhP, except number of establishments. Details may not add-up to total due to rounding and/or statistical disclosure control.)**Continued*

2009 PSIC Code	Region / Industry Description	Value of Inventories as of 31 December			
		Other Materials and Supplies	Fuels, Lubricants, Oils and Greases	Goods for Resale	Other Inventories
		(14)	(15)	(16)	(17)
C107	Manufacture of other food products	277,998	27,821	5,850	-
C108	Manufacture of prepared animal feeds	209,735	13,813	2,192	-
C110	Manufacture of beverages	121,779	7,869	-	-
C131	Spinning, weaving and finishing of textiles	-	-	585	-
C139	Manufacture of other textiles	1,264	-	-	-
C141	Manufacture of wearing apparel, except fur apparel	38,842	569	-	-
C142	Custom tailoring and dressmaking	-	-	-	-
C151	Tanning and dressing of leather; manufacture of luggage and handbags	S	S	S	S
C152	Manufacture of footwear	4,909	46	-	-
C161	Sawmilling and planing of wood	18,243	50	-	-
C162	Manufacture of products of wood, cork, straw and plaiting materials	1,657	10	-	-
C170	Manufacture of paper and paper products	2,424	-	-	-
C181	Printing and service activities related to printing	40	-	-	-
C201	Manufacture of basic chemicals	76,989	9,312	5,756	-
C202	Manufacture of other chemical products, n.e.c.	25,374	12,724	51,306	-
C210	Manufacture of pharmaceuticals, medicinal chemical and botanical products	591	-	-	-
C221	Manufacture of rubber products	3,685	118	-	-
C222	Manufacture of plastics products	15,563	871	-	-
C231	Manufacture of glass and glass products	16,363	-	-	-
C239	Manufacture of non-metallic mineral products, n.e.c.	2,074,344	197,378	1,869	37,497
C241	Manufacture of basic iron and steel	10,937	-	398,824	-
C242	Manufacture of basic precious and other non-ferrous metals	S	S	S	S
C243	Casting of metals	-	-	-	-
C251	Manufacture of structural metal products, tanks, reservoirs and steam generators	-	-	1,906	-
C252	Manufacture of weapons and ammunition	S	S	S	S
C259	Manufacture of other fabricated metal products; metal working service activities	35,829	74	-	1,073
C261	Manufacture of electronic components	503,602	-	-	-
C262	Manufacture of computers and peripheral equipment and accessories	S	S	S	S
C263	Manufacture of communication equipment	S	S	S	S
C264	Manufacture of consumer electronics	38,536	-	-	-
C265	Manufacture of measuring, testing, navigating and control equipment; watches and clocks	31	-	-	-
C267	Manufacture of optical instruments and photographic equipment	137,784	15	-	-
C271	Manufacture of electric motors, generators, transformers and electricity distribution and control apparatus	370	-	-	-

Table 11 Number of Establishments and Value of Inventories by Type for Manufacturing Establishments by Region and Industry Group: Philippines, 2018

(Values are in thousand PhP, except number of establishments. Details may not add-up to total due to rounding and/or statistical disclosure control.)

Continued

2009 PSIC Code	Region / Industry Description	Value of Inventories as of 31 December			
		Other Materials and Supplies	Fuels, Lubricants, Oils and Greases	Goods for Resale	Other Inventories
		(14)	(15)	(16)	(17)
C273	Manufacture of wiring and wiring devices	S	S	S	S
C274	Manufacture of electric lighting equipment	3,513	-	-	-
C275	Manufacture of domestic appliances	S	S	S	S
C279	Manufacture of other electrical equipment	S	S	S	S
C281	Manufacture of general purpose machinery	61	-	-	-
C282	Manufacture of special purpose machinery	231	-	-	-
C291	Manufacture of motor vehicles	-	-	-	-
C293	Manufacture of parts and accessories for motor vehicles	42,502	26,774	-	-
C301	Building of ships and boats	69,280	535	-	-
C309	Manufacture of transport equipment, n.e.c.	95,787	-	-	-
C310	Manufacture of furniture	217,822	100	15,855	4,259
C321	Manufacture of jewelry, bijouterie and related articles	17,074	-	-	-
C322	Manufacture of musical instruments	S	S	S	S
C323	Manufacture of sports goods	S	S	S	S
C324	Manufacture of games and toys	S	S	S	S
C325	Manufacture of medical and dental instruments and supplies	181,984	-	-	-
C329	Other manufacturing, n.e.c.	11,526	-	-	-
C331	Repair of fabricated metal products, machinery and equipment	2,757	152	-	-
	VIII - Eastern Visayas	1,632,640	8,976	44,863	182,941
C101	Processing and preserving of meat	S	S	S	S
C102	Processing and preserving of fish, crustaceans and mollusks	1,581	296	-	-
C103	Processing and preserving of fruits and vegetables	297	-	-	-
C104	Manufacture of vegetable and animal oils and fats	1,957	192	-	6,238
C105	Manufacture of dairy products	S	S	S	S
C106	Manufacture of grain mill products, starches and starch products	100	-	31,162	-
C107	Manufacture of other food products	30,949	3,214	7,319	176,703
C110	Manufacture of beverages	6,850	575	573	-
C131	Spinning, weaving and finishing of textiles	-	-	414	-
C139	Manufacture of other textiles	S	S	S	S
C141	Manufacture of wearing apparel, except fur apparel	-	-	207	-
C142	Custom tailoring and dressmaking	59	-	-	-
C162	Manufacture of products of wood, cork, straw and plaiting materials	-	-	-	-
C170	Manufacture of paper and paper products	5,888	4,525	-	-
C181	Printing and service activities related to printing	-	-	4,170	-
C201	Manufacture of basic chemicals	8,177	-	-	-
C210	Manufacture of pharmaceuticals, medicinal chemical and botanical products	S	S	S	S

Table 11 Number of Establishments and Value of Inventories by Type for Manufacturing Establishments by Region and Industry Group: Philippines, 2018

(Values are in thousand PhP, except number of establishments. Details may not add-up to total due to rounding and/or statistical disclosure control.)

Continued

2009 PSIC Code	Region / Industry Description	Value of Inventories as of 31 December			
		Other Materials and Supplies	Fuels, Lubricants, Oils and Greases	Goods for Resale	Other Inventories
		(14)	(15)	(16)	(17)
C222	Manufacture of plastics products	-	-	-	-
C231	Manufacture of glass and glass products	-	-	-	-
C239	Manufacture of non-metallic mineral products, n.e.c.	50	119	830	-
C241	Manufacture of basic iron and steel	-	-	-	-
C242	Manufacture of basic precious and other non-ferrous metals	S	S	S	S
C243	Casting of metals	S	S	S	S
C251	Manufacture of structural metal products, tanks, reservoirs and steam generators	16	-	-	-
C259	Manufacture of other fabricated metal products; metal working service activities	6	-	-	-
C273	Manufacture of wiring and wiring devices	S	S	S	S
C282	Manufacture of special purpose machinery	S	S	S	S
C310	Manufacture of furniture	-	-	-	-
C321	Manufacture of jewelry, bijouterie and related articles	-	-	-	-
C329	Other manufacturing, n.e.c.	-	55	186	-
C331	Repair of fabricated metal products, machinery and equipment	-	-	-	-
	IX - Zamboanga Peninsula	43,645	2,382	1,095,831	2
C101	Processing and preserving of meat	14,584	5	-	-
C102	Processing and preserving of fish, crustaceans and mollusks	17,010	778	-	-
C104	Manufacture of vegetable and animal oils and fats	-	-	719,578	-
C105	Manufacture of dairy products	-	-	63	-
C106	Manufacture of grain mill products, starches and starch products	81	57	920	-
C107	Manufacture of other food products	1,848	1,044	13,225	2
C108	Manufacture of prepared animal feeds	S	S	S	S
C110	Manufacture of beverages	-	75	336,347	-
C139	Manufacture of other textiles	S	S	S	S
C142	Custom tailoring and dressmaking	61	-	-	-
C161	Sawmilling and planing of wood	-	45	197	-
C162	Manufacture of products of wood, cork, straw and plaiting materials	S	S	S	S
C181	Printing and service activities related to printing	342	124	3,042	-
C221	Manufacture of rubber products	62	51	800	-
C222	Manufacture of plastics products	-	-	-	-
C231	Manufacture of glass and glass products	-	26	-	-
C239	Manufacture of non-metallic mineral products, n.e.c.	15	175	52	-
C241	Manufacture of basic iron and steel	468	-	-	-
C251	Manufacture of structural metal products, tanks, reservoirs and steam generators	-	-	9,337	-
C259	Manufacture of other fabricated metal products; metal working service activities	4,112	-	-	-

Table 11 Number of Establishments and Value of Inventories by Type for Manufacturing Establishments by Region and Industry Group: Philippines, 2018

(Values are in thousand PhP, except number of establishments. Details may not add-up to total due to rounding and/or statistical disclosure control.)

Continued

2009 PSIC Code	Region / Industry Description	Value of Inventories as of 31 December			
		Other Materials and Supplies	Fuels, Lubricants, Oils and Greases	Goods for Resale	Other Inventories
		(14)	(15)	(16)	(17)
C310	Manufacture of furniture	20	-	6,862	-
C321	Manufacture of jewelry, bijouterie and related articles	S	S	S	S
C329	Other manufacturing, n.e.c.	-	-	-	-
C331	Repair of fabricated metal products, machinery and equipment	5,041	2	-	-
	X - Northern Mindanao	1,105,235	103,145	430,485	15,430
C101	Processing and preserving of meat	11,803	1,167	4,621	-
C102	Processing and preserving of fish, crustaceans and mollusks	S	S	S	S
C103	Processing and preserving of fruits and vegetables	4,037	-	42,841	-
C104	Manufacture of vegetable and animal oils and fats	57,371	8,995	33,407	381
C105	Manufacture of dairy products	-	-	-	85
C106	Manufacture of grain mill products, starches and starch products	257,940	2,477	3,516	499
C107	Manufacture of other food products	164,925	80,409	64,921	-
C108	Manufacture of prepared animal feeds	38	-	-	-
C110	Manufacture of beverages	138,572	3,114	-	-
C131	Spinning, weaving and finishing of textiles	2	-	-	-
C139	Manufacture of other textiles	11	-	-	-
C141	Manufacture of wearing apparel, except fur apparel	-	-	9,608	-
C142	Custom tailoring and dressmaking	759	-	12,995	-
C152	Manufacture of footwear	-	-	-	-
C161	Sawmilling and planing of wood	315	40	105,568	-
C162	Manufacture of products of wood, cork, straw and plaiting materials	-	-	848	-
C170	Manufacture of paper and paper products	53,753	139	-	-
C181	Printing and service activities related to printing	17,632	-	-	-
C192	Manufacture of refined petroleum products	-	1,075	-	-
C201	Manufacture of basic chemicals	68,857	4,225	1,134	-
C202	Manufacture of other chemical products, n.e.c.	285,049	-	18,726	6,000
C210	Manufacture of pharmaceuticals, medicinal chemical and botanical products	S	S	S	S
C221	Manufacture of rubber products	S	S	S	S
C222	Manufacture of plastics products	162	-	-	-
C231	Manufacture of glass and glass products	500	-	-	-
C239	Manufacture of non-metallic mineral products, n.e.c.	472	5	35,316	-
C241	Manufacture of basic iron and steel	7,738	1,008	-	8,465
C243	Casting of metals	46	186	-	-
C251	Manufacture of structural metal products, tanks, reservoirs and steam generators	-	268	4,782	-
C259	Manufacture of other fabricated metal products; metal working service activities	580	5	-	-

Table 11 Number of Establishments and Value of Inventories by Type for Manufacturing Establishments by Region and Industry Group: Philippines, 2018

(Values are in thousand PhP, except number of establishments. Details may not add-up to total due to rounding and/or statistical disclosure control.)

Continued

2009 PSIC Code	Region / Industry Description	Value of Inventories as of 31 December			
		Other Materials and Supplies	Fuels, Lubricants, Oils and Greases	Goods for Resale	Other Inventories
		(14)	(15)	(16)	(17)
C264	Manufacture of consumer electronics	S	S	S	S
C271	Manufacture of electric motors, generators, transformers and electricity distribution and control apparatus	S	S	S	S
C281	Manufacture of general purpose machinery	S	S	S	S
C282	Manufacture of special purpose machinery	S	S	S	S
C291	Manufacture of motor vehicles	3	-	-	-
C293	Manufacture of parts and accessories for motor vehicles	2	-	-	-
C310	Manufacture of furniture	1,304	-	23,556	-
C321	Manufacture of jewelry, bijouterie and related articles	S	S	S	S
C324	Manufacture of games and toys	S	S	S	S
C329	Other manufacturing, n.e.c.	S	S	S	S
C331	Repair of fabricated metal products, machinery and equipment	24,664	-	17,030	-
XI - Davao Region		746,717	61,144	825,358	24,238
C101	Processing and preserving of meat	-	-	-	-
C102	Processing and preserving of fish, crustaceans and mollusks	-	-	-	-
C103	Processing and preserving of fruits and vegetables	16,924	-	246	-
C104	Manufacture of vegetable and animal oils and fats	170,934	46,657	491	-
C105	Manufacture of dairy products	-	-	54	-
C106	Manufacture of grain mill products, starches and starch products	4,054	5	603,237	-
C107	Manufacture of other food products	28,759	680	64,725	690
C108	Manufacture of prepared animal feeds	289,460	-	10,525	1,471
C110	Manufacture of beverages	29,180	1,392	-	22,077
C120	Manufacture of tobacco products	S	S	S	S
C139	Manufacture of other textiles	995	143	50	-
C141	Manufacture of wearing apparel, except fur apparel	-	-	-	-
C142	Custom tailoring and dressmaking	-	386	34	-
C152	Manufacture of footwear	28	9	-	-
C161	Sawmilling and planing of wood	-	-	290	-
C162	Manufacture of products of wood, cork, straw and plaiting materials	26,912	3,336	29,022	-
C170	Manufacture of paper and paper products	72,190	-	-	-
C181	Printing and service activities related to printing	-	-	23,774	-
C192	Manufacture of refined petroleum products	S	S	S	S
C201	Manufacture of basic chemicals	58	7	502	-
C202	Manufacture of other chemical products, n.e.c.	61,327	3,222	-	-

Table 11 Number of Establishments and Value of Inventories by Type for Manufacturing Establishments by Region and Industry Group: Philippines, 2018

(Values are in thousand PhP, except number of establishments. Details may not add-up to total due to rounding and/or statistical disclosure control.)

Continued

2009 PSIC Code	Region / Industry Description	Value of Inventories as of 31 December			
		Other Materials and Supplies	Fuels, Lubricants, Oils and Greases	Goods for Resale	Other Inventories
		(14)	(15)	(16)	(17)
C210	Manufacture of pharmaceuticals, medicinal chemical and botanical products	5,376	-	-	-
C221	Manufacture of rubber products	-	-	-	-
C222	Manufacture of plastics products	437	1,184	67,524	-
C231	Manufacture of glass and glass products	-	-	-	-
C239	Manufacture of non-metallic mineral products, n.e.c.	20,657	1,408	10,351	-
C241	Manufacture of basic iron and steel	10,263	-	-	-
C242	Manufacture of basic precious and other non-ferrous metals	2,985	-	-	-
C243	Casting of metals	S	S	S	S
C251	Manufacture of structural metal products, tanks, reservoirs and steam generators	-	2,494	-	-
C252	Manufacture of weapons and ammunition	S	S	S	S
C259	Manufacture of other fabricated metal products; metal working service activities	-	-	-	-
C265	Manufacture of measuring, testing, navigating and control equipment; watches and clocks	S	S	S	S
C271	Manufacture of electric motors, generators, transformers and electricity distribution and control apparatus	S	S	S	S
C275	Manufacture of domestic appliances	-	-	-	-
C281	Manufacture of general purpose machinery	5	-	-	-
C282	Manufacture of special purpose machinery	907	-	-	-
C291	Manufacture of motor vehicles	S	S	S	S
C293	Manufacture of parts and accessories for motor vehicles	-	-	-	-
C301	Building of ships and boats	S	S	S	S
C310	Manufacture of furniture	2,481	220	14,532	-
C321	Manufacture of jewelry, bijouterie and related articles	2,783	-	-	-
C329	Other manufacturing, n.e.c.	-	-	-	-
C331	Repair of fabricated metal products, machinery and equipment	-	-	-	-
	XII - SOCCSKSARGEN	437,414	20,608	147,046	-
C101	Processing and preserving of meat	390	4	285	-
C102	Processing and preserving of fish, crustaceans and mollusks	40,031	-	-	-
C103	Processing and preserving of fruits and vegetables	S	S	S	S
C104	Manufacture of vegetable and animal oils and fats	267,183	-	-	-
C105	Manufacture of dairy products	64	15	-	-
C106	Manufacture of grain mill products, starches and starch products	1,575	2,264	117,643	-
C107	Manufacture of other food products	2,792	1,277	872	-

Table 11 Number of Establishments and Value of Inventories by Type for Manufacturing Establishments by Region and Industry Group: Philippines, 2018

(Values are in thousand PhP, except number of establishments. Details may not add-up to total due to rounding and/or statistical disclosure control.)

Continued

2009 PSIC Code	Region / Industry Description	Value of Inventories as of 31 December			
		Other Materials and Supplies	Fuels, Lubricants, Oils and Greases	Goods for Resale	Other Inventories
		(14)	(15)	(16)	(17)
C108	Manufacture of prepared animal feeds	-	-	-	-
C110	Manufacture of beverages	3,325	1,883	4,391	-
C131	Spinning, weaving and finishing of textiles	-	-	-	-
C139	Manufacture of other textiles	-	-	-	-
C141	Manufacture of wearing apparel, except fur apparel	5	-	-	-
C142	Custom tailoring and dressmaking	339	499	-	-
C161	Sawmilling and planing of wood	-	-	-	-
C162	Manufacture of products of wood, cork, straw and plaiting materials	-	-	-	-
C170	Manufacture of paper and paper products	20,135	-	-	-
C181	Printing and service activities related to printing	4,877	-	-	-
C192	Manufacture of refined petroleum products	S	S	S	S
C201	Manufacture of basic chemicals	2,822	138	-	-
C202	Manufacture of other chemical products, n.e.c.	S	S	S	S
C221	Manufacture of rubber products	S	S	S	S
C222	Manufacture of plastics products	S	S	S	S
C231	Manufacture of glass and glass products	S	S	S	S
C239	Manufacture of non-metallic mineral products, n.e.c.	-	-	-	-
C241	Manufacture of basic iron and steel	9	-	1,619	-
C243	Casting of metals	S	S	S	S
C251	Manufacture of structural metal products, tanks, reservoirs and steam generators	-	-	-	-
C259	Manufacture of other fabricated metal products; metal working service activities	87,869	-	-	-
C301	Building of ships and boats	S	S	S	S
C310	Manufacture of furniture	728	-	4,650	-
C323	Manufacture of sports goods	S	S	S	S
C331	Repair of fabricated metal products, machinery and equipment	1,507	13,996	17,586	-
	XIII - Caraga	3,936,803	29,695	88,774	22,452
C101	Processing and preserving of meat	127	144	-	-
C102	Processing and preserving of fish, crustaceans and mollusks	S	S	S	S
C103	Processing and preserving of fruits and vegetables	S	S	S	S
C104	Manufacture of vegetable and animal oils and fats	17,988	2,343	-	22,452
C106	Manufacture of grain mill products, starches and starch products	25	239	2	-
C107	Manufacture of other food products	12,524	6,753	20,048	-
C108	Manufacture of prepared animal feeds	-	-	-	-
C110	Manufacture of beverages	975	916	2,332	-
C139	Manufacture of other textiles	-	-	35	-

Table 11 Number of Establishments and Value of Inventories by Type for Manufacturing Establishments by Region and Industry Group: Philippines, 2018

(Values are in thousand PhP, except number of establishments. Details may not add-up to total due to rounding and/or statistical disclosure control.)

Concluded

2009 PSIC Code	Region / Industry Description	Value of Inventories as of 31 December			
		Other Materials and Supplies	Fuels, Lubricants, Oils and Greases	Goods for Resale	Other Inventories
		(14)	(15)	(16)	(17)
C141	Manufacture of wearing apparel, except fur apparel	-	-	-	-
C142	Custom tailoring and dressmaking	63	5	320	-
C161	Sawmilling and planing of wood	488	277	3,508	-
C162	Manufacture of products of wood, cork, straw and plaiting materials	60,059	5,202	30,845	-
C181	Printing and service activities related to printing	752	1,301	368	-
C201	Manufacture of basic chemicals	S	S	S	S
C202	Manufacture of other chemical products, n.e.c.	15,146	987	-	-
C231	Manufacture of glass and glass products	S	S	S	S
C239	Manufacture of non-metallic mineral products, n.e.c.	41,822	10,651	3,926	-
C241	Manufacture of basic iron and steel	-	-	-	-
C242	Manufacture of basic precious and other non-ferrous metals	S	S	S	S
C259	Manufacture of other fabricated metal products; metal working service activities	86	214	7,127	-
C275	Manufacture of domestic appliances	-	-	6	-
C301	Building of ships and boats	S	S	S	S
C309	Manufacture of transport equipment, n.e.c.	21	-	-	-
C310	Manufacture of furniture	64	-	-	-
C321	Manufacture of jewelry, bijouterie and related articles	-	-	230	-
C324	Manufacture of games and toys	-	-	-	-
C329	Other manufacturing, n.e.c.	4	4	35	-
C331	Repair of fabricated metal products, machinery and equipment	2,396	148	1,133	-
	Autonomous Region in Muslim Mindanao	5,414	11,023	36,976	24,062
C104	Manufacture of vegetable and animal oils and fats	S	S	S	S
C106	Manufacture of grain mill products, starches and starch products	1,066	5,542	11,752	-
C107	Manufacture of other food products	55	103	19,743	-
C108	Manufacture of prepared animal feeds	-	79	-	-
C110	Manufacture of beverages	1,239	207	2,418	-
C142	Custom tailoring and dressmaking	63	148	2,104	-
C181	Printing and service activities related to printing	-	-	907	-
C221	Manufacture of rubber products	S	S	S	S
C239	Manufacture of non-metallic mineral products, n.e.c.	117	65	52	-
C251	Manufacture of structural metal products, tanks, reservoirs and steam generators	161	64	-	-
C310	Manufacture of furniture	2,713	3,353	-	10,030

Notes: "-" - zero value

S - suppressed

Source: Philippine Statistics Authority, 2018 Census of Philippine Business and Industry

Table 12 Number of Establishments and Research and Development (R&D) Personnel by Sex, Expense and Intangible Assets for Manufacturing Establishments by Region and Industry Group: Philippines, 2018

(Values are in thousand PhP, except number of establishments. Details may not add-up to total due to rounding and/or statistical disclosure control.)

2009 PSIC Code	Region/ Industry Description	Number of Establishments	R & D Personnel		
			Total	Male	Female
		(1)	(2)	(3)	(4)
	Philippines	28,968	15,030	9,135	5,895
C101	Processing and preserving of meat	299	246	122	124
C102	Processing and preserving of fish, crustaceans and mollusks	278	133	53	79
C103	Processing and preserving of fruits and vegetables	169	188	121	67
C104	Manufacture of vegetable and animal oils and fats	140	35	9	26
C105	Manufacture of dairy products	99	154	88	66
C106	Manufacture of grain mill products, starches and starch products	1,701	211	146	65
C107	Manufacture of other food products	9,084	5,377	3,248	2,128
C108	Manufacture of prepared animal feeds	199	805	574	231
C110	Manufacture of beverages	3,986	3,613	2,216	1,397
C120	Manufacture of tobacco products	17	16	6	10
C131	Spinning, weaving and finishing of textiles	125	1	-	1
C139	Manufacture of other textiles	236	31	19	12
C141	Manufacture of wearing apparel, except fur apparel	880	204	76	128
C142	Custom tailoring and dressmaking	790	-	-	-
C143	Manufacture of knitted and crocheted apparel	40	23	11	12
C151	Tanning and dressing of leather; manufacture of luggage and handbags	107	7	5	3
C152	Manufacture of footwear	140	19	12	7
C161	Sawmilling and planing of wood	59	5	4	1
C162	Manufacture of products of wood, cork, straw and plaiting materials	333	67	45	22
C170	Manufacture of paper and paper products	330	137	71	66
C181	Printing and service activities related to printing	2,566	183	113	69
C182	Reproduction of recorded media	4	-	-	-
C192	Manufacture of refined petroleum products	15	5	3	2
C199	Manufacture of other fuel products	3	-	-	-
C201	Manufacture of basic chemicals	190	100	55	45
C202	Manufacture of other chemical products, n.e.c.	357	293	150	144
C203	Manufacture of man-made fibers	S	S	S	S
C210	Manufacture of pharmaceuticals, medicinal chemical and botanical products	117	243	87	156
C221	Manufacture of rubber products	134	43	41	2
C222	Manufacture of plastics products	834	231	132	99
C231	Manufacture of glass and glass products	104	5	2	3
C239	Manufacture of non-metallic mineral products, n.e.c.	846	185	136	49
C241	Manufacture of basic iron and steel	319	108	62	46
C242	Manufacture of basic precious and other non-ferrous metals	26	10	3	7
C243	Casting of metals	59	3	-	3
C251	Manufacture of structural metal products, tanks, reservoirs and steam generators	469	55	30	25
C252	Manufacture of weapons and ammunition	12	3	3	-

Continued

Table 12 Number of Establishments and Research and Development (R&D) Personnel by Sex, Expense and Intangible Assets for Manufacturing Establishments by Region and Industry Group: Philippines, 2018

(Values are in thousand PhP, except number of establishments. Details may not add-up to total due to rounding and/or statistical disclosure control.)

Continued

2009 PSIC Code	Region/ Industry Description	Number of Establishments	R & D Personnel		
			Total	Male	Female
			(1)	(2)	(3)
			(2)	(3)	(4)
C259	Manufacture of other fabricated metal products; metal working service activities	859	164	126	37
C261	Manufacture of electronic components	138	886	549	337
C262	Manufacture of computers and peripheral equipment and accessories	32	52	34	18
C263	Manufacture of communication equipment	13	60	33	27
C264	Manufacture of consumer electronics	27	14	10	4
C265	Manufacture of measuring, testing, navigating and control equipment; watches and clocks	25	1	1	-
C267	Manufacture of optical instruments and photographic equipment	24	106	64	42
C271	Manufacture of electric motors, generators, transformers and electricity distribution and control apparatus	84	62	54	8
C272	Manufacture of batteries and accumulators	6	2	2	-
C273	Manufacture of wiring and wiring devices	53	65	36	29
C274	Manufacture of electric lighting equipment	34	28	15	13
C275	Manufacture of domestic appliances	36	28	24	4
C279	Manufacture of other electrical equipment	35	95	91	4
C281	Manufacture of general purpose machinery	102	25	18	7
C282	Manufacture of special purpose machinery	162	89	34	55
C291	Manufacture of motor vehicles	40	25	16	10
C292	Manufacture of bodies (coachwork) for motor vehicles; manufacture of trailers and semi-trailers	24	16	15	1
C293	Manufacture of parts and accessories for motor vehicles	119	51	49	2
C301	Building of ships and boats	29	-	-	-
C302	Manufacture of railway locomotive and rolling stock	S	S	S	S
C303	Manufacture of air and spacecraft and related machinery	8	-	-	-
C309	Manufacture of transport equipment, n.e.c.	67	28	19	9
C310	Manufacture of furniture	852	127	92	35
C321	Manufacture of jewelry, bijouterie and related articles	99	55	35	20
C322	Manufacture of musical instruments	4	-	-	-
C323	Manufacture of sports goods	17	119	72	47
C324	Manufacture of games and toys	28	5	1	4
C325	Manufacture of medical and dental instruments and supplies	56	134	60	74
C329	Other manufacturing, n.e.c.	204	23	13	10
C331	Repair of fabricated metal products, machinery and equipment	712	30	29	1
C332	Installation of industrial machinery and equipment	6	-	-	-
	National Capital Region	4,636	5,912	3,595	2,317
C101	Processing and preserving of meat	34	28	15	12
C102	Processing and preserving of fish, crustaceans and mollusks	29	44	21	23

Table 12 Number of Establishments and Research and Development (R&D) Personnel by Sex, Expense and Intangible Assets for Manufacturing Establishments by Region and Industry Group: Philippines, 2018

(Values are in thousand PhP, except number of establishments. Details may not add-up to total due to rounding and/or statistical disclosure control.)

Continued

2009 PSIC Code	Region/ Industry Description	Number of Establishments	R & D Personnel		
			Total	Male	Female
		(1)	(2)	(3)	(4)
C103	Processing and preserving of fruits and vegetables	36	20	5	15
C104	Manufacture of vegetable and animal oils and fats	19	2	2	-
C105	Manufacture of dairy products	26	88	46	42
C106	Manufacture of grain mill products, starches and starch products	15	35	18	17
C107	Manufacture of other food products	1,002	4,593	2,818	1,775
C108	Manufacture of prepared animal feeds	14	-	-	-
C110	Manufacture of beverages	204	244	149	95
C120	Manufacture of tobacco products	5	4	2	2
C131	Spinning, weaving and finishing of textiles	33	-	-	-
C139	Manufacture of other textiles	93	16	9	7
C141	Manufacture of wearing apparel, except fur apparel	325	1	-	1
C142	Custom tailoring and dressmaking	80	-	-	-
C143	Manufacture of knitted and crocheted apparel	21	22	10	12
C151	Tanning and dressing of leather; manufacture of luggage and handbags	31	-	-	-
C152	Manufacture of footwear	61	3	2	1
C161	Sawmilling and planing of wood	5	-	-	-
C162	Manufacture of products of wood, cork, straw and plaiting materials	29	-	-	-
C170	Manufacture of paper and paper products	154	12	8	4
C181	Printing and service activities related to printing	656	138	100	38
C192	Manufacture of refined petroleum products	4	3	1	2
C199	Manufacture of other fuel products	S	S	S	S
C201	Manufacture of basic chemicals	43	18	5	13
C202	Manufacture of other chemical products, n.e.c.	166	83	36	47
C203	Manufacture of man-made fibers	S	S	S	S
C210	Manufacture of pharmaceuticals, medicinal chemical and botanical products	29	113	43	70
C221	Manufacture of rubber products	53	36	36	-
C222	Manufacture of plastics products	350	113	55	58
C231	Manufacture of glass and glass products	31	5	2	3
C239	Manufacture of non-metallic mineral products, n.e.c.	65	74	67	7
C241	Manufacture of basic iron and steel	82	49	35	14
C242	Manufacture of basic precious and other non-ferrous metals	4	-	-	-
C243	Casting of metals	18	-	-	-
C251	Manufacture of structural metal products, tanks, reservoirs and steam generators	141	26	11	15
C252	Manufacture of weapons and ammunition	4	-	-	-
C259	Manufacture of other fabricated metal products; metal working service activities	168	4	2	2
C261	Manufacture of electronic components	9	37	26	11
C262	Manufacture of computers and peripheral equipment and accessories	S	S	S	S
C264	Manufacture of consumer electronics	8	-	-	-

Table 12 Number of Establishments and Research and Development (R&D) Personnel by Sex, Expense and Intangible Assets for Manufacturing Establishments by Region and Industry Group: Philippines, 2018

(Values are in thousand PhP, except number of establishments. Details may not add-up to total due to rounding and/or statistical disclosure control.)

Continued

2009 PSIC Code	Region/ Industry Description	Number of Establishments	R & D Personnel		
			Total	Male	Female
		(1)	(2)	(3)	(4)
C265	Manufacture of measuring, testing, navigating and control equipment; watches and clocks	8	-	-	-
C267	Manufacture of optical instruments and photographic equipment	S	S	S	S
C271	Manufacture of electric motors, generators, transformers and electricity distribution and control apparatus	17	1	1	-
C272	Manufacture of batteries and accumulators	S	S	S	S
C273	Manufacture of wiring and wiring devices	21	-	-	-
C274	Manufacture of electric lighting equipment	9	2	2	-
C275	Manufacture of domestic appliances	12	-	-	-
C279	Manufacture of other electrical equipment	6	-	-	-
C281	Manufacture of general purpose machinery	34	10	10	-
C282	Manufacture of special purpose machinery	30	-	-	-
C291	Manufacture of motor vehicles	9	-	-	-
C292	Manufacture of bodies (coachwork) for motor vehicles; manufacture of trailers and semi-trailers	11	-	-	-
C293	Manufacture of parts and accessories for motor vehicles	15	-	-	-
C301	Building of ships and boats	5	-	-	-
C303	Manufacture of air and spacecraft and related machinery	S	S	S	S
C309	Manufacture of transport equipment, n.e.c.	10	-	-	-
C310	Manufacture of furniture	154	13	10	3
C321	Manufacture of jewelry, bijouterie and related articles	11	-	-	-
C322	Manufacture of musical instruments	S	S	S	S
C323	Manufacture of sports goods	3	62	39	23
C324	Manufacture of games and toys	8	-	-	-
C325	Manufacture of medical and dental instruments and supplies	11	-	-	-
C329	Other manufacturing, n.e.c.	42	2	-	2
C331	Repair of fabricated metal products, machinery and equipment	161	3	1	1
C332	Installation of industrial machinery and equipment	4	-	-	-
	Cordillera Administrative Region	685	23	5	18
C101	Processing and preserving of meat	6	-	-	-
C102	Processing and preserving of fish, crustaceans and mollusks	8	-	-	-
C103	Processing and preserving of fruits and vegetables	6	-	-	-
C105	Manufacture of dairy products	S	S	S	S
C106	Manufacture of grain mill products, starches and starch products	100	-	-	-
C107	Manufacture of other food products	140	5	4	1
C110	Manufacture of beverages	190	-	-	-
C131	Spinning, weaving and finishing of textiles	13	1	-	1

Table 12 Number of Establishments and Research and Development (R&D) Personnel by Sex, Expense and Intangible Assets for Manufacturing Establishments by Region and Industry Group: Philippines, 2018

(Values are in thousand PhP, except number of establishments. Details may not add-up to total due to rounding and/or statistical disclosure control.)

Continued

2009 PSIC Code	Region/ Industry Description	Number of Establishments	R & D Personnel		
			Total	Male	Female
		(1)	(2)	(3)	(4)
C139	Manufacture of other textiles	6	-	-	-
C141	Manufacture of wearing apparel, except fur apparel	S	S	S	S
C142	Custom tailoring and dressmaking	43	-	-	-
C162	Manufacture of products of wood, cork, straw and plaiting materials	6	-	-	-
C181	Printing and service activities related to printing	75	15	-	15
C201	Manufacture of basic chemicals	3	-	-	-
C221	Manufacture of rubber products	5	-	-	-
C222	Manufacture of plastics products	S	S	S	S
C231	Manufacture of glass and glass products	S	S	S	S
C239	Manufacture of non-metallic mineral products, n.e.c.	23	-	-	-
C241	Manufacture of basic iron and steel	5	-	-	-
C251	Manufacture of structural metal products, tanks, reservoirs and steam generators	10	-	-	-
C259	Manufacture of other fabricated metal products; metal working service activities	19	-	-	-
C261	Manufacture of electronic components	S	S	S	S
C303	Manufacture of air and spacecraft and related machinery	S	S	S	S
C310	Manufacture of furniture	17	-	-	-
C321	Manufacture of jewelry, bijouterie and related articles	S	S	S	S
	I - Ilocos Region	953	158	89	70
C101	Processing and preserving of meat	12	-	-	-
C102	Processing and preserving of fish, crustaceans and mollusks	33	3	3	-
C103	Processing and preserving of fruits and vegetables	3	8	1	7
C105	Manufacture of dairy products	S	S	S	S
C106	Manufacture of grain mill products, starches and starch products	71	11	11	-
C107	Manufacture of other food products	347	134	73	61
C108	Manufacture of prepared animal feeds	3	-	-	-
C110	Manufacture of beverages	140	-	-	-
C120	Manufacture of tobacco products	S	S	S	S
C131	Spinning, weaving and finishing of textiles	5	-	-	-
C141	Manufacture of wearing apparel, except fur apparel	5	-	-	-
C142	Custom tailoring and dressmaking	42	-	-	-
C152	Manufacture of footwear	6	-	-	-
C162	Manufacture of products of wood, cork, straw and plaiting materials	13	-	-	-
C170	Manufacture of paper and paper products	9	-	-	-
C181	Printing and service activities related to printing	112	-	-	-
C201	Manufacture of basic chemicals	6	-	-	-

Table 12 Number of Establishments and Research and Development (R&D) Personnel by Sex, Expense and Intangible Assets for Manufacturing Establishments by Region and Industry Group: Philippines, 2018

(Values are in thousand PhP, except number of establishments. Details may not add-up to total due to rounding and/or statistical disclosure control.)

Continued

2009 PSIC Code	Region/ Industry Description	Number of Establishments	R & D Personnel		
			Total	Male	Female
		(1)	(2)	(3)	(4)
C210	Manufacture of pharmaceuticals, medicinal chemical and botanical products	S	S	S	S
C221	Manufacture of rubber products	5	-	-	-
C231	Manufacture of glass and glass products	4	-	-	-
C239	Manufacture of non-metallic mineral products, n.e.c.	45	-	-	-
C241	Manufacture of basic iron and steel	11	-	-	-
C251	Manufacture of structural metal products, tanks, reservoirs and steam generators	15	-	-	-
C259	Manufacture of other fabricated metal products; metal working service activities	16	-	-	-
C273	Manufacture of wiring and wiring devices	S	S	S	S
C282	Manufacture of special purpose machinery	S	S	S	S
C292	Manufacture of bodies (coachwork) for motor vehicles; manufacture of trailers and semi-trailers	3	-	-	-
C293	Manufacture of parts and accessories for motor vehicles	3	-	-	-
C309	Manufacture of transport equipment, n.e.c.	13	-	-	-
C321	Manufacture of jewelry, bijouterie and related articles	S	S	S	S
C324	Manufacture of games and toys	S	S	S	S
C329	Other manufacturing, n.e.c.	7	-	-	-
C331	Repair of fabricated metal products, machinery and equipment	17	-	-	-
	II - Cagayan Valley	1,133	72	72	-
C101	Processing and preserving of meat	6	-	-	-
C102	Processing and preserving of fish, crustaceans and mollusks	4	-	-	-
C103	Processing and preserving of fruits and vegetables	8	-	-	-
C104	Manufacture of vegetable and animal oils and fats	S	S	S	S
C105	Manufacture of dairy products	4	-	-	-
C106	Manufacture of grain mill products, starches and starch products	175	25	25	-
C107	Manufacture of other food products	382	-	-	-
C108	Manufacture of prepared animal feeds	7	-	-	-
C110	Manufacture of beverages	227	41	41	-
C120	Manufacture of tobacco products	3	-	-	-
C131	Spinning, weaving and finishing of textiles	3	-	-	-
C139	Manufacture of other textiles	4	-	-	-
C142	Custom tailoring and dressmaking	34	-	-	-
C151	Tanning and dressing of leather; manufacture of luggage and handbags	3	-	-	-
C162	Manufacture of products of wood, cork, straw and plaiting materials	8	-	-	-
C181	Printing and service activities related to printing	122	-	-	-
C182	Reproduction of recorded media	3	-	-	-

Table 12 Number of Establishments and Research and Development (R&D) Personnel by Sex, Expense and Intangible Assets for Manufacturing Establishments by Region and Industry Group: Philippines, 2018

(Values are in thousand PhP, except number of establishments. Details may not add-up to total due to rounding and/or statistical disclosure control.)

Continued

2009 PSIC Code	Region/ Industry Description	Number of Establishments	R & D Personnel		
			Total	Male	Female
		(1)	(2)	(3)	(4)
C199	Manufacture of other fuel products	S	S	S	S
C201	Manufacture of basic chemicals	S	S	S	S
C222	Manufacture of plastics products	6	-	-	-
C239	Manufacture of non-metallic mineral products, n.e.c.	25	-	-	-
C241	Manufacture of basic iron and steel	9	5	5	-
C251	Manufacture of structural metal products, tanks, reservoirs and steam generators	12	-	-	-
C252	Manufacture of weapons and ammunition	S	S	S	S
C259	Manufacture of other fabricated metal products; metal working service activities	32	-	-	-
C279	Manufacture of other electrical equipment	3	-	-	-
C282	Manufacture of special purpose machinery	3	-	-	-
C310	Manufacture of furniture	21	-	-	-
C321	Manufacture of jewelry, bijouterie and related articles	5	-	-	-
C329	Other manufacturing, n.e.c.	S	S	S	S
C331	Repair of fabricated metal products, machinery and equipment	17	-	-	-
	III - Central Luzon	3,388	4,127	2,436	1,690
C101	Processing and preserving of meat	74	55	20	35
C102	Processing and preserving of fish, crustaceans and mollusks	27	-	-	-
C103	Processing and preserving of fruits and vegetables	31	-	-	-
C104	Manufacture of vegetable and animal oils and fats	4	-	-	-
C105	Manufacture of dairy products	12	3	2	1
C106	Manufacture of grain mill products, starches and starch products	235	15	14	1
C107	Manufacture of other food products	1,054	84	53	31
C108	Manufacture of prepared animal feeds	54	130	105	25
C110	Manufacture of beverages	360	3,087	1,854	1,233
C120	Manufacture of tobacco products	S	S	S	S
C131	Spinning, weaving and finishing of textiles	20	-	-	-
C139	Manufacture of other textiles	40	-	-	-
C141	Manufacture of wearing apparel, except fur apparel	149	56	18	38
C142	Custom tailoring and dressmaking	60	-	-	-
C143	Manufacture of knitted and crocheted apparel	3	-	-	-
C151	Tanning and dressing of leather; manufacture of luggage and handbags	41	3	2	2
C152	Manufacture of footwear	10	12	7	5
C161	Sawmilling and planing of wood	S	S	S	S
C162	Manufacture of products of wood, cork, straw and plaiting materials	63	22	11	11
C170	Manufacture of paper and paper products	35	52	17	35
C181	Printing and service activities related to printing	163	7	6	1
C192	Manufacture of refined petroleum products	3	1	1	-

Table 12 Number of Establishments and Research and Development (R&D) Personnel by Sex, Expense and Intangible Assets for Manufacturing Establishments by Region and Industry Group: Philippines, 2018

(Values are in thousand PhP, except number of establishments. Details may not add-up to total due to rounding and/or statistical disclosure control.)

Continued

2009 PSIC Code	Region/ Industry Description	Number of Establishments	R & D Personnel		
			Total	Male	Female
		(1)	(2)	(3)	(4)
C201	Manufacture of basic chemicals	21	13	9	4
C202	Manufacture of other chemical products, n.e.c.	35	6	4	2
C210	Manufacture of pharmaceuticals, medicinal chemical and botanical products	22	-	-	-
C221	Manufacture of rubber products	14	2	1	1
C222	Manufacture of plastics products	115	10	8	2
C231	Manufacture of glass and glass products	14	-	-	-
C239	Manufacture of non-metallic mineral products, n.e.c.	134	15	10	5
C241	Manufacture of basic iron and steel	44	-	-	-
C242	Manufacture of basic precious and other non-ferrous metals	4	-	-	-
C243	Casting of metals	7	-	-	-
C251	Manufacture of structural metal products, tanks, reservoirs and steam generators	60	1	1	-
C259	Manufacture of other fabricated metal products; metal working service activities	85	35	27	8
C261	Manufacture of electronic components	14	416	213	203
C262	Manufacture of computers and peripheral equipment and accessories	5	37	22	15
C263	Manufacture of communication equipment	S	S	S	S
C264	Manufacture of consumer electronics	3	-	-	-
C265	Manufacture of measuring, testing, navigating and control equipment; watches and clocks	3	-	-	-
C271	Manufacture of electric motors, generators, transformers and electricity distribution and control apparatus	10	-	-	-
C272	Manufacture of batteries and accumulators	S	S	S	S
C273	Manufacture of wiring and wiring devices	10	-	-	-
C274	Manufacture of electric lighting equipment	7	26	13	13
C275	Manufacture of domestic appliances	4	-	-	-
C279	Manufacture of other electrical equipment	10	-	-	-
C281	Manufacture of general purpose machinery	13	3	2	1
C282	Manufacture of special purpose machinery	15	-	-	-
C291	Manufacture of motor vehicles	4	-	-	-
C292	Manufacture of bodies (coachwork) for motor vehicles; manufacture of trailers and semi-trailers	S	S	S	S
C293	Manufacture of parts and accessories for motor vehicles	9	-	-	-
C301	Building of ships and boats	S	S	S	S
C303	Manufacture of air and spacecraft and related machinery	5	-	-	-
C309	Manufacture of transport equipment, n.e.c.	13	-	-	-
C310	Manufacture of furniture	121	10	2	8
C321	Manufacture of jewelry, bijouterie and related articles	15	-	-	-
C322	Manufacture of musical instruments	S	S	S	S
C323	Manufacture of sports goods	3	-	-	-
C324	Manufacture of games and toys	8	5	1	4

Table 12 Number of Establishments and Research and Development (R&D) Personnel by Sex, Expense and Intangible Assets for Manufacturing Establishments by Region and Industry Group: Philippines, 2018

(Values are in thousand PhP, except number of establishments. Details may not add-up to total due to rounding and/or statistical disclosure control.)

Continued

2009 PSIC Code	Region/ Industry Description	Number of Establishments	R & D Personnel		
			Total	Male	Female
		(1)	(2)	(3)	(4)
C325	Manufacture of medical and dental instruments and supplies	9	-	-	-
C329	Other manufacturing, n.e.c.	42	-	-	-
C331	Repair of fabricated metal products, machinery and equipment	62	10	10	-
C332	Installation of industrial machinery and equipment	S	S	S	S
	IVA - CALABARZON	4,035	2,296	1,393	903
C101	Processing and preserving of meat	41	44	24	20
C102	Processing and preserving of fish, crustaceans and mollusks	12	20	4	16
C103	Processing and preserving of fruits and vegetables	19	116	103	13
C104	Manufacture of vegetable and animal oils and fats	31	27	4	23
C105	Manufacture of dairy products	12	33	20	13
C106	Manufacture of grain mill products, starches and starch products	90	28	7	21
C107	Manufacture of other food products	877	195	72	123
C108	Manufacture of prepared animal feeds	69	10	3	6
C110	Manufacture of beverages	291	5	2	4
C120	Manufacture of tobacco products	3	-	-	-
C131	Spinning, weaving and finishing of textiles	10	-	-	-
C139	Manufacture of other textiles	33	-	-	-
C141	Manufacture of wearing apparel, except fur apparel	244	104	39	65
C142	Custom tailoring and dressmaking	90	-	-	-
C143	Manufacture of knitted and crocheted apparel	16	1	1	-
C151	Tanning and dressing of leather; manufacture of luggage and handbags	24	-	-	-
C152	Manufacture of footwear	34	-	-	-
C161	Sawmilling and planing of wood	S	S	S	S
C162	Manufacture of products of wood, cork, straw and plaiting materials	64	38	31	7
C170	Manufacture of paper and paper products	76	68	42	26
C181	Printing and service activities related to printing	198	7	7	-
C182	Reproduction of recorded media	S	S	S	S
C192	Manufacture of refined petroleum products	S	S	S	S
C199	Manufacture of other fuel products	S	S	S	S
C201	Manufacture of basic chemicals	31	51	31	20
C202	Manufacture of other chemical products, n.e.c.	91	176	93	83
C210	Manufacture of pharmaceuticals, medicinal chemical and botanical products	34	111	31	80
C221	Manufacture of rubber products	35	5	4	1
C222	Manufacture of plastics products	181	77	55	21
C231	Manufacture of glass and glass products	18	-	-	-
C239	Manufacture of non-metallic mineral products, n.e.c.	115	28	19	9
C241	Manufacture of basic iron and steel	59	5	2	3

Table 12 Number of Establishments and Research and Development (R&D) Personnel by Sex, Expense and Intangible Assets for Manufacturing Establishments by Region and Industry Group: Philippines, 2018

(Values are in thousand PhP, except number of establishments. Details may not add-up to total due to rounding and/or statistical disclosure control.)

Continued

2009 PSIC Code	Region/ Industry Description	Number of Establishments	R & D Personnel		
			Total	Male	Female
		(1)	(2)	(3)	(4)
C242	Manufacture of basic precious and other non-ferrous metals	8	9	2	7
C243	Casting of metals	16	3	-	3
C251	Manufacture of structural metal products, tanks, reservoirs and steam generators	109	8	2	6
C252	Manufacture of weapons and ammunition	S	S	S	S
C259	Manufacture of other fabricated metal products; metal working service activities	245	109	87	21
C261	Manufacture of electronic components	103	406	297	109
C262	Manufacture of computers and peripheral equipment and accessories	24	-	-	-
C263	Manufacture of communication equipment	10	-	-	-
C264	Manufacture of consumer electronics	12	5	5	-
C265	Manufacture of measuring, testing, navigating and control equipment; watches and clocks	5	1	1	-
C267	Manufacture of optical instruments and photographic equipment	9	30	30	-
C271	Manufacture of electric motors, generators, transformers and electricity distribution and control apparatus	46	29	21	8
C272	Manufacture of batteries and accumulators	S	S	S	S
C273	Manufacture of wiring and wiring devices	20	65	36	29
C274	Manufacture of electric lighting equipment	15	-	-	-
C275	Manufacture of domestic appliances	12	8	7	1
C279	Manufacture of other electrical equipment	14	95	91	4
C281	Manufacture of general purpose machinery	41	12	6	6
C282	Manufacture of special purpose machinery	73	86	31	55
C291	Manufacture of motor vehicles	13	19	13	7
C292	Manufacture of bodies (coachwork) for motor vehicles; manufacture of trailers and semi-trailers	10	16	15	1
C293	Manufacture of parts and accessories for motor vehicles	74	50	48	2
C301	Building of ships and boats	5	-	-	-
C302	Manufacture of railway locomotive and rolling stock	S	S	S	S
C303	Manufacture of air and spacecraft and related machinery	S	S	S	S
C309	Manufacture of transport equipment, n.e.c.	21	18	14	4
C310	Manufacture of furniture	150	11	2	9
C321	Manufacture of jewelry, bijouterie and related articles	4	5	2	3
C322	Manufacture of musical instruments	S	S	S	S
C323	Manufacture of sports goods	8	57	33	24
C324	Manufacture of games and toys	6	-	-	-
C325	Manufacture of medical and dental instruments and supplies	21	77	34	43
C329	Other manufacturing, n.e.c.	17	10	5	5
C331	Repair of fabricated metal products, machinery and equipment	133	17	17	-

Table 12 Number of Establishments and Research and Development (R&D) Personnel by Sex, Expense and Intangible Assets for Manufacturing Establishments by Region and Industry Group: Philippines, 2018

(Values are in thousand PhP, except number of establishments. Details may not add-up to total due to rounding and/or statistical disclosure control.)

Continued

2009 PSIC Code	Region/ Industry Description	Number of Establishments	R & D Personnel		
			Total	Male	Female
		(1)	(2)	(3)	(4)
C332	Installation of industrial machinery and equipment	S	S	S	S
	MIMAROPA	1,118	-	-	-
C101	Processing and preserving of meat	3	-	-	-
C102	Processing and preserving of fish, crustaceans and mollusks	S	S	S	S
C103	Processing and preserving of fruits and vegetables	S	S	S	S
C104	Manufacture of vegetable and animal oils and fats	7	-	-	-
C105	Manufacture of dairy products	5	-	-	-
C106	Manufacture of grain mill products, starches and starch products	98	-	-	-
C107	Manufacture of other food products	432	-	-	-
C110	Manufacture of beverages	289	-	-	-
C131	Spinning, weaving and finishing of textiles	3	-	-	-
C141	Manufacture of wearing apparel, except fur apparel	8	-	-	-
C142	Custom tailoring and dressmaking	22	-	-	-
C151	Tanning and dressing of leather; manufacture of luggage and handbags	3	-	-	-
C161	Sawmilling and planing of wood	4	-	-	-
C162	Manufacture of products of wood, cork, straw and plaiting materials	13	-	-	-
C181	Printing and service activities related to printing	123	-	-	-
C201	Manufacture of basic chemicals	3	-	-	-
C202	Manufacture of other chemical products, n.e.c.	S	S	S	S
C210	Manufacture of pharmaceuticals, medicinal chemical and botanical products	S	S	S	S
C222	Manufacture of plastics products	6	-	-	-
C239	Manufacture of non-metallic mineral products, n.e.c.	37	-	-	-
C241	Manufacture of basic iron and steel	8	-	-	-
C242	Manufacture of basic precious and other non-ferrous metals	S	S	S	S
C259	Manufacture of other fabricated metal products; metal working service activities	19	-	-	-
C282	Manufacture of special purpose machinery	S	S	S	S
C310	Manufacture of furniture	21	-	-	-
C331	Repair of fabricated metal products, machinery and equipment	5	-	-	-
	V - Bicol Region	1,339	177	99	79
C101	Processing and preserving of meat	14	7	5	2
C102	Processing and preserving of fish, crustaceans and mollusks	28	-	-	-
C103	Processing and preserving of fruits and vegetables	5	-	-	-

Table 12 Number of Establishments and Research and Development (R&D) Personnel by Sex, Expense and Intangible Assets for Manufacturing Establishments by Region and Industry Group: Philippines, 2018

(Values are in thousand PhP, except number of establishments. Details may not add-up to total due to rounding and/or statistical disclosure control.)

Continued

2009 PSIC Code	Region/ Industry Description	Number of Establishments	R & D Personnel		
			Total	Male	Female
		(1)	(2)	(3)	(4)
C104	Manufacture of vegetable and animal oils and fats	9	-	-	-
C105	Manufacture of dairy products	6	-	-	-
C106	Manufacture of grain mill products, starches and starch products	67	13	13	-
C107	Manufacture of other food products	542	10	5	5
C108	Manufacture of prepared animal feeds	4	3	3	-
C110	Manufacture of beverages	249	62	41	21
C120	Manufacture of tobacco products	S	S	S	S
C131	Spinning, weaving and finishing of textiles	6	-	-	-
C139	Manufacture of other textiles	10	4	3	1
C141	Manufacture of wearing apparel, except fur apparel	19	4	-	4
C142	Custom tailoring and dressmaking	55	-	-	-
C151	Tanning and dressing of leather; manufacture of luggage and handbags	3	-	-	-
C152	Manufacture of footwear	4	-	-	-
C162	Manufacture of products of wood, cork, straw and plaiting materials	32	3	1	2
C170	Manufacture of paper and paper products	5	-	-	-
C181	Printing and service activities related to printing	93	15	-	15
C201	Manufacture of basic chemicals	3	3	3	-
C210	Manufacture of pharmaceuticals, medicinal chemical and botanical products	5	-	-	-
C231	Manufacture of glass and glass products	S	S	S	S
C239	Manufacture of non-metallic mineral products, n.e.c.	29	45	20	25
C241	Manufacture of basic iron and steel	12	-	-	-
C242	Manufacture of basic precious and other non-ferrous metals	S	S	S	S
C251	Manufacture of structural metal products, tanks, reservoirs and steam generators	21	6	4	2
C259	Manufacture of other fabricated metal products; metal working service activities	31	-	-	-
C281	Manufacture of general purpose machinery	4	-	-	-
C282	Manufacture of special purpose machinery	3	-	-	-
C293	Manufacture of parts and accessories for motor vehicles	3	-	-	-
C310	Manufacture of furniture	25	-	-	-
C329	Other manufacturing, n.e.c.	19	-	-	-
C331	Repair of fabricated metal products, machinery and equipment	29	-	-	-
	VI - Western Visayas	1,425	144	90	54
C101	Processing and preserving of meat	19	4	2	2
C102	Processing and preserving of fish, crustaceans and mollusks	31	3	2	1
C103	Processing and preserving of fruits and vegetables	S	S	S	S

Table 12 Number of Establishments and Research and Development (R&D) Personnel by Sex, Expense and Intangible Assets for Manufacturing Establishments by Region and Industry Group: Philippines, 2018

(Values are in thousand PhP, except number of establishments. Details may not add-up to total due to rounding and/or statistical disclosure control.)

Continued

2009 PSIC Code	Region/ Industry Description	Number of Establishments	R & D Personnel		
			Total	Male	Female
		(1)	(2)	(3)	(4)
C104	Manufacture of vegetable and animal oils and fats	5	-	-	-
C105	Manufacture of dairy products	5	7	7	-
C106	Manufacture of grain mill products, starches and starch products	107	11	11	-
C107	Manufacture of other food products	444	77	38	40
C108	Manufacture of prepared animal feeds	3	22	18	4
C110	Manufacture of beverages	282	6	3	3
C131	Spinning, weaving and finishing of textiles	14	-	-	-
C139	Manufacture of other textiles	4	-	-	-
C141	Manufacture of wearing apparel, except fur apparel	17	-	-	-
C142	Custom tailoring and dressmaking	63	-	-	-
C161	Sawmilling and planing of wood	3	-	-	-
C162	Manufacture of products of wood, cork, straw and plaiting materials	14	-	-	-
C181	Printing and service activities related to printing	145	-	-	-
C192	Manufacture of refined petroleum products	S	S	S	S
C201	Manufacture of basic chemicals	9	-	-	-
C202	Manufacture of other chemical products, n.e.c.	S	S	S	S
C210	Manufacture of pharmaceuticals, medicinal chemical and botanical products	7	-	-	-
C221	Manufacture of rubber products	3	-	-	-
C222	Manufacture of plastics products	21	1	-	1
C231	Manufacture of glass and glass products	4	-	-	-
C239	Manufacture of non-metallic mineral products, n.e.c.	99	-	-	-
C241	Manufacture of basic iron and steel	14	-	-	-
C243	Casting of metals	5	-	-	-
C251	Manufacture of structural metal products, tanks, reservoirs and steam generators	17	-	-	-
C259	Manufacture of other fabricated metal products; metal working service activities	33	9	6	3
C265	Manufacture of measuring, testing, navigating and control equipment; watches and clocks	S	S	S	S
C267	Manufacture of optical instruments and photographic equipment	S	S	S	S
C282	Manufacture of special purpose machinery	3	3	3	-
C293	Manufacture of parts and accessories for motor vehicles	3	-	-	-
C310	Manufacture of furniture	12	-	-	-
C321	Manufacture of jewelry, bijouterie and related articles	5	-	-	-
C329	Other manufacturing, n.e.c.	11	-	-	-
C331	Repair of fabricated metal products, machinery and equipment	16	-	-	-
	VII - Central Visayas	2,347	1,279	851	428
C101	Processing and preserving of meat	27	100	48	52

Table 12 Number of Establishments and Research and Development (R&D) Personnel by Sex, Expense and Intangible Assets for Manufacturing Establishments by Region and Industry Group: Philippines, 2018

(Values are in thousand PhP, except number of establishments. Details may not add-up to total due to rounding and/or statistical disclosure control.)

Continued

2009 PSIC Code	Region/ Industry Description	Number of Establishments	R & D Personnel		
			Total	Male	Female
			(1)	(2)	(3)
C102	Processing and preserving of fish, crustaceans and mollusks	34	36	14	22
C103	Processing and preserving of fruits and vegetables	21	13	6	7
C104	Manufacture of vegetable and animal oils and fats	14	1	-	1
C105	Manufacture of dairy products	6	-	-	-
C106	Manufacture of grain mill products, starches and starch products	71	-	-	-
C107	Manufacture of other food products	758	44	35	9
C108	Manufacture of prepared animal feeds	19	451	354	96
C110	Manufacture of beverages	247	-	-	-
C131	Spinning, weaving and finishing of textiles	4	-	-	-
C139	Manufacture of other textiles	13	5	1	4
C141	Manufacture of wearing apparel, except fur apparel	53	38	19	19
C142	Custom tailoring and dressmaking	50	-	-	-
C151	Tanning and dressing of leather; manufacture of luggage and handbags	S	S	S	S
C152	Manufacture of footwear	16	4	3	1
C161	Sawmilling and planing of wood	8	-	-	-
C162	Manufacture of products of wood, cork, straw and plaiting materials	15	2	1	1
C170	Manufacture of paper and paper products	19	-	-	-
C181	Printing and service activities related to printing	268	-	-	-
C201	Manufacture of basic chemicals	18	-	-	-
C202	Manufacture of other chemical products, n.e.c.	36	20	12	8
C210	Manufacture of pharmaceuticals, medicinal chemical and botanical products	4	13	13	-
C221	Manufacture of rubber products	7	-	-	-
C222	Manufacture of plastics products	71	24	14	10
C231	Manufacture of glass and glass products	7	-	-	-
C239	Manufacture of non-metallic mineral products, n.e.c.	45	17	14	3
C241	Manufacture of basic iron and steel	29	46	16	29
C242	Manufacture of basic precious and other non-ferrous metals	S	S	S	S
C243	Casting of metals	8	-	-	-
C251	Manufacture of structural metal products, tanks, reservoirs and steam generators	10	-	-	-
C252	Manufacture of weapons and ammunition	S	S	S	S
C259	Manufacture of other fabricated metal products; metal working service activities	50	5	3	2
C261	Manufacture of electronic components	10	25	12	13
C262	Manufacture of computers and peripheral equipment and accessories	S	S	S	S
C263	Manufacture of communication equipment	S	S	S	S
C264	Manufacture of consumer electronics	3	9	5	4
C265	Manufacture of measuring, testing, navigating and control equipment; watches and clocks	5	-	-	-

Table 12 Number of Establishments and Research and Development (R&D) Personnel by Sex, Expense and Intangible Assets for Manufacturing Establishments by Region and Industry Group: Philippines, 2018

(Values are in thousand PhP, except number of establishments. Details may not add-up to total due to rounding and/or statistical disclosure control.)

Continued

2009 PSIC Code	Region/ Industry Description	Number of Establishments	R & D Personnel		
			Total	Male	Female
		(1)	(2)	(3)	(4)
C267	Manufacture of optical instruments and photographic equipment	12	76	34	42
C271	Manufacture of electric motors, generators, transformers and electricity distribution and control apparatus	7	32	32	-
C273	Manufacture of wiring and wiring devices	S	S	S	S
C274	Manufacture of electric lighting equipment	4	-	-	-
C275	Manufacture of domestic appliances	S	S	S	S
C279	Manufacture of other electrical equipment	S	S	S	S
C281	Manufacture of general purpose machinery	5	-	-	-
C282	Manufacture of special purpose machinery	5	-	-	-
C291	Manufacture of motor vehicles	10	-	-	-
C293	Manufacture of parts and accessories for motor vehicles	8	1	1	-
C301	Building of ships and boats	13	-	-	-
C309	Manufacture of transport equipment, n.e.c.	3	10	5	5
C310	Manufacture of furniture	173	93	78	15
C321	Manufacture of jewelry, bijouterie and related articles	37	50	33	17
C322	Manufacture of musical instruments	S	S	S	S
C323	Manufacture of sports goods	S	S	S	S
C324	Manufacture of games and toys	S	S	S	S
C325	Manufacture of medical and dental instruments and supplies	15	57	26	31
C329	Other manufacturing, n.e.c.	24	11	8	3
C331	Repair of fabricated metal products, machinery and equipment	66	-	-	-
	VIII - Eastern Visayas	1,415	6	2	4
C101	Processing and preserving of meat	S	S	S	S
C102	Processing and preserving of fish, crustaceans and mollusks	8	-	-	-
C103	Processing and preserving of fruits and vegetables	5	-	-	-
C104	Manufacture of vegetable and animal oils and fats	7	-	-	-
C105	Manufacture of dairy products	S	S	S	S
C106	Manufacture of grain mill products, starches and starch products	100	-	-	-
C107	Manufacture of other food products	646	4	2	2
C110	Manufacture of beverages	365	-	-	-
C131	Spinning, weaving and finishing of textiles	4	-	-	-
C139	Manufacture of other textiles	S	S	S	S
C141	Manufacture of wearing apparel, except fur apparel	8	-	-	-
C142	Custom tailoring and dressmaking	34	-	-	-
C162	Manufacture of products of wood, cork, straw and plaiting materials	13	-	-	-
C170	Manufacture of paper and paper products	7	-	-	-
C181	Printing and service activities related to printing	76	-	-	-

Table 12 Number of Establishments and Research and Development (R&D) Personnel by Sex, Expense and Intangible Assets for Manufacturing Establishments by Region and Industry Group: Philippines, 2018

(Values are in thousand PhP, except number of establishments. Details may not add-up to total due to rounding and/or statistical disclosure control.)

Continued

2009 PSIC Code	Region/ Industry Description	Number of Establishments	R & D Personnel		
			Total	Male	Female
		(1)	(2)	(3)	(4)
C201	Manufacture of basic chemicals	7	-	-	-
C210	Manufacture of pharmaceuticals, medicinal chemical and botanical products	S	S	S	S
C222	Manufacture of plastics products	9	-	-	-
C231	Manufacture of glass and glass products	6	-	-	-
C239	Manufacture of non-metallic mineral products, n.e.c.	38	-	-	-
C241	Manufacture of basic iron and steel	3	-	-	-
C242	Manufacture of basic precious and other non-ferrous metals	S	S	S	S
C243	Casting of metals	S	S	S	S
C251	Manufacture of structural metal products, tanks, reservoirs and steam generators	5	-	-	-
C259	Manufacture of other fabricated metal products; metal working service activities	38	-	-	-
C273	Manufacture of wiring and wiring devices	S	S	S	S
C282	Manufacture of special purpose machinery	S	S	S	S
C310	Manufacture of furniture	4	-	-	-
C321	Manufacture of jewelry, bijouterie and related articles	5	-	-	-
C329	Other manufacturing, n.e.c.	12	-	-	-
C331	Repair of fabricated metal products, machinery and equipment	6	-	-	-
	IX - Zamboanga Peninsula	1,278	8	3	5
C101	Processing and preserving of meat	12	-	-	-
C102	Processing and preserving of fish, crustaceans and mollusks	29	8	3	5
C104	Manufacture of vegetable and animal oils and fats	6	-	-	-
C105	Manufacture of dairy products	4	-	-	-
C106	Manufacture of grain mill products, starches and starch products	133	-	-	-
C107	Manufacture of other food products	649	-	-	-
C108	Manufacture of prepared animal feeds	S	S	S	S
C110	Manufacture of beverages	151	-	-	-
C139	Manufacture of other textiles	S	S	S	S
C142	Custom tailoring and dressmaking	37	-	-	-
C161	Sawmilling and planing of wood	4	-	-	-
C162	Manufacture of products of wood, cork, straw and plaiting materials	S	S	S	S
C181	Printing and service activities related to printing	81	-	-	-
C221	Manufacture of rubber products	5	-	-	-
C222	Manufacture of plastics products	8	-	-	-
C231	Manufacture of glass and glass products	4	-	-	-
C239	Manufacture of non-metallic mineral products, n.e.c.	36	-	-	-
C241	Manufacture of basic iron and steel	5	-	-	-
C251	Manufacture of structural metal products, tanks, reservoirs and steam generators	12	-	-	-

Table 12 Number of Establishments and Research and Development (R&D) Personnel by Sex, Expense and Intangible Assets for Manufacturing Establishments by Region and Industry Group: Philippines, 2018

(Values are in thousand PhP, except number of establishments. Details may not add-up to total due to rounding and/or statistical disclosure control.)

Continued

2009 PSIC Code	Region/ Industry Description	Number of Establishments	R & D Personnel		
			Total	Male	Female
		(1)	(2)	(3)	(4)
C259	Manufacture of other fabricated metal products; metal working service activities	23	-	-	-
C310	Manufacture of furniture	26	-	-	-
C321	Manufacture of jewelry, bijouterie and related articles	S	S	S	S
C329	Other manufacturing, n.e.c.	4	-	-	-
C331	Repair of fabricated metal products, machinery and equipment	44	-	-	-
	X - Northern Mindanao	1,124	402	227	175
C101	Processing and preserving of meat	23	8	7	1
C102	Processing and preserving of fish, crustaceans and mollusks	S	S	S	S
C103	Processing and preserving of fruits and vegetables	15	27	6	21
C104	Manufacture of vegetable and animal oils and fats	9	1	1	-
C105	Manufacture of dairy products	6	21	11	10
C106	Manufacture of grain mill products, starches and starch products	36	32	19	13
C107	Manufacture of other food products	409	201	130	71
C108	Manufacture of prepared animal feeds	7	-	-	-
C110	Manufacture of beverages	182	83	41	41
C131	Spinning, weaving and finishing of textiles	3	-	-	-
C139	Manufacture of other textiles	5	-	-	-
C141	Manufacture of wearing apparel, except fur apparel	10	-	-	-
C142	Custom tailoring and dressmaking	43	-	-	-
C152	Manufacture of footwear	4	-	-	-
C161	Sawmilling and planing of wood	15	-	-	-
C162	Manufacture of products of wood, cork, straw and plaiting materials	14	-	-	-
C170	Manufacture of paper and paper products	6	1	-	1
C181	Printing and service activities related to printing	92	-	-	-
C192	Manufacture of refined petroleum products	3	1	1	-
C201	Manufacture of basic chemicals	11	14	6	8
C202	Manufacture of other chemical products, n.e.c.	4	-	-	-
C210	Manufacture of pharmaceuticals, medicinal chemical and botanical products	S	S	S	S
C221	Manufacture of rubber products	S	S	S	S
C222	Manufacture of plastics products	22	6	-	6
C231	Manufacture of glass and glass products	3	-	-	-
C239	Manufacture of non-metallic mineral products, n.e.c.	38	-	-	-
C241	Manufacture of basic iron and steel	10	4	4	-
C243	Casting of metals	3	-	-	-
C251	Manufacture of structural metal products, tanks, reservoirs and steam generators	26	-	-	-
C259	Manufacture of other fabricated metal products; metal working service activities	17	2	1	1

Table 12 Number of Establishments and Research and Development (R&D) Personnel by Sex, Expense and Intangible Assets for Manufacturing Establishments by Region and Industry Group: Philippines, 2018

(Values are in thousand PhP, except number of establishments. Details may not add-up to total due to rounding and/or statistical disclosure control.)

Continued

2009 PSIC Code	Region/ Industry Description	Number of Establishments	R & D Personnel		
			Total	Male	Female
		(1)	(2)	(3)	(4)
C264	Manufacture of consumer electronics	S	S	S	S
C271	Manufacture of electric motors, generators, transformers and electricity distribution and control apparatus	S	S	S	S
C281	Manufacture of general purpose machinery	S	S	S	S
C282	Manufacture of special purpose machinery	S	S	S	S
C291	Manufacture of motor vehicles	3	-	-	-
C293	Manufacture of parts and accessories for motor vehicles	3	-	-	-
C310	Manufacture of furniture	39	-	-	-
C321	Manufacture of jewelry, bijouterie and related articles	S	S	S	S
C324	Manufacture of games and toys	S	S	S	S
C329	Other manufacturing, n.e.c.	S	S	S	S
C331	Repair of fabricated metal products, machinery and equipment	49	-	-	-
	XI - Davao Region	1,478	282	164	118
C101	Processing and preserving of meat	13	-	-	-
C102	Processing and preserving of fish, crustaceans and mollusks	5	-	-	-
C103	Processing and preserving of fruits and vegetables	13	4	-	4
C104	Manufacture of vegetable and animal oils and fats	17	4	2	2
C105	Manufacture of dairy products	5	1	1	-
C106	Manufacture of grain mill products, starches and starch products	131	-	-	-
C107	Manufacture of other food products	430	14	7	8
C108	Manufacture of prepared animal feeds	7	187	88	99
C110	Manufacture of beverages	270	44	43	1
C120	Manufacture of tobacco products	S	S	S	S
C139	Manufacture of other textiles	19	6	6	-
C141	Manufacture of wearing apparel, except fur apparel	23	-	-	-
C142	Custom tailoring and dressmaking	41	-	-	-
C152	Manufacture of footwear	5	-	-	-
C161	Sawmilling and planing of wood	3	2	2	-
C162	Manufacture of products of wood, cork, straw and plaiting materials	31	-	-	-
C170	Manufacture of paper and paper products	15	4	4	-
C181	Printing and service activities related to printing	123	-	-	-
C192	Manufacture of refined petroleum products	S	S	S	S
C201	Manufacture of basic chemicals	22	-	-	-
C202	Manufacture of other chemical products, n.e.c.	8	3	2	1
C210	Manufacture of pharmaceuticals, medicinal chemical and botanical products	8	-	-	-
C221	Manufacture of rubber products	4	-	-	-
C222	Manufacture of plastics products	42	-	-	-
C231	Manufacture of glass and glass products	4	-	-	-

Table 12 Number of Establishments and Research and Development (R&D) Personnel by Sex, Expense and Intangible Assets for Manufacturing Establishments by Region and Industry Group: Philippines, 2018

(Values are in thousand PHP, except number of establishments. Details may not add-up to total due to rounding and/or statistical disclosure control.)

Continued

2009 PSIC Code	Region/ Industry Description	Number of Establishments	R & D Personnel		
			Total	Male	Female
		(1)	(2)	(3)	(4)
C239	Manufacture of non-metallic mineral products, n.e.c.	46	-	-	-
C241	Manufacture of basic iron and steel	11	-	-	-
C242	Manufacture of basic precious and other non-ferrous metals	3	1	1	-
C243	Casting of metals	S	S	S	S
C251	Manufacture of structural metal products, tanks, reservoirs and steam generators	15	6	6	-
C252	Manufacture of weapons and ammunition	S	S	S	S
C259	Manufacture of other fabricated metal products; metal working service activities	10	-	-	-
C265	Manufacture of measuring, testing, navigating and control equipment; watches and clocks	S	S	S	S
C271	Manufacture of electric motors, generators, transformers and electricity distribution and control apparatus	S	S	S	S
C275	Manufacture of domestic appliances	3	-	-	-
C281	Manufacture of general purpose machinery	4	-	-	-
C282	Manufacture of special purpose machinery	26	-	-	-
C291	Manufacture of motor vehicles	S	S	S	S
C293	Manufacture of parts and accessories for motor vehicles	3	-	-	-
C301	Building of ships and boats	S	S	S	S
C310	Manufacture of furniture	48	-	-	-
C321	Manufacture of jewelry, bijouterie and related articles	5	-	-	-
C329	Other manufacturing, n.e.c.	11	-	-	-
C331	Repair of fabricated metal products, machinery and equipment	44	-	-	-
	XII - SOCCSKSARGEN	1,220	74	45	29
C101	Processing and preserving of meat	6	-	-	-
C102	Processing and preserving of fish, crustaceans and mollusks	24	19	7	12
C103	Processing and preserving of fruits and vegetables	S	S	S	S
C104	Manufacture of vegetable and animal oils and fats	7	-	-	-
C105	Manufacture of dairy products	3	-	-	-
C106	Manufacture of grain mill products, starches and starch products	180	37	25	12
C107	Manufacture of other food products	390	10	7	3
C108	Manufacture of prepared animal feeds	3	-	-	-
C110	Manufacture of beverages	250	-	-	-
C131	Spinning, weaving and finishing of textiles	6	-	-	-
C139	Manufacture of other textiles	3	-	-	-
C141	Manufacture of wearing apparel, except fur apparel	13	-	-	-
C142	Custom tailoring and dressmaking	51	-	-	-
C161	Sawmilling and planing of wood	7	-	-	-

Table 12 Number of Establishments and Research and Development (R&D) Personnel by Sex, Expense and Intangible Assets for Manufacturing Establishments by Region and Industry Group: Philippines, 2018

(Values are in thousand PhP, except number of establishments. Details may not add-up to total due to rounding and/or statistical disclosure control.)

Continued

2009 PSIC Code	Region/ Industry Description	Number of Establishments	R & D Personnel		
			Total	Male	Female
		(1)	(2)	(3)	(4)
C162	Manufacture of products of wood, cork, straw and plaiting materials	8	-	-	-
C170	Manufacture of paper and paper products	4	-	-	-
C181	Printing and service activities related to printing	107	-	-	-
C192	Manufacture of refined petroleum products	S	S	S	S
C201	Manufacture of basic chemicals	10	-	-	-
C202	Manufacture of other chemical products, n.e.c.	S	S	S	S
C221	Manufacture of rubber products	S	S	S	S
C222	Manufacture of plastics products	S	S	S	S
C231	Manufacture of glass and glass products	S	S	S	S
C239	Manufacture of non-metallic mineral products, n.e.c.	32	-	-	-
C241	Manufacture of basic iron and steel	12	-	-	-
C243	Casting of metals	S	S	S	S
C251	Manufacture of structural metal products, tanks, reservoirs and steam generators	13	8	6	2
C259	Manufacture of other fabricated metal products; metal working service activities	42	-	-	-
C301	Building of ships and boats	S	S	S	S
C310	Manufacture of furniture	10	-	-	-
C323	Manufacture of sports goods	S	S	S	S
C331	Repair of fabricated metal products, machinery and equipment	29	-	-	-
	XIII - Caraga	1,050	11	6	5
C101	Processing and preserving of meat	9	-	-	-
C102	Processing and preserving of fish, crustaceans and mollusks	S	S	S	S
C103	Processing and preserving of fruits and vegetables	S	S	S	S
C104	Manufacture of vegetable and animal oils and fats	5	-	-	-
C106	Manufacture of grain mill products, starches and starch products	46	-	-	-
C107	Manufacture of other food products	498	-	-	-
C108	Manufacture of prepared animal feeds	4	-	-	-
C110	Manufacture of beverages	167	-	-	-
C139	Manufacture of other textiles	3	-	-	-
C141	Manufacture of wearing apparel, except fur apparel	3	-	-	-
C142	Custom tailoring and dressmaking	22	-	-	-
C161	Sawmilling and planing of wood	7	3	2	1
C162	Manufacture of products of wood, cork, straw and plaiting materials	10	2	1	1
C181	Printing and service activities related to printing	86	-	-	-
C201	Manufacture of basic chemicals	S	S	S	S
C202	Manufacture of other chemical products, n.e.c.	13	6	3	3
C231	Manufacture of glass and glass products	S	S	S	S
C239	Manufacture of non-metallic mineral products, n.e.c.	35	-	-	-

Table 12 Number of Establishments and Research and Development (R&D) Personnel by Sex, Expense and Intangible Assets for Manufacturing Establishments by Region and Industry Group: Philippines, 2018

(Values are in thousand PhP, except number of establishments. Details may not add-up to total due to rounding and/or statistical disclosure control.)

Continued

2009 PSIC Code	Region/ Industry Description	Number of Establishments	R & D Personnel		
			Total	Male	Female
		(1)	(2)	(3)	(4)
C241	Manufacture of basic iron and steel	3	-	-	-
C242	Manufacture of basic precious and other non-ferrous metals	S	S	S	S
C259	Manufacture of other fabricated metal products; metal working service activities	32	-	-	-
C275	Manufacture of domestic appliances	3	-	-	-
C301	Building of ships and boats	S	S	S	S
C309	Manufacture of transport equipment, n.e.c.	7	-	-	-
C310	Manufacture of furniture	29	-	-	-
C321	Manufacture of jewelry, bijouterie and related articles	9	-	-	-
C324	Manufacture of games and toys	3	-	-	-
C329	Other manufacturing, n.e.c.	12	-	-	-
C331	Repair of fabricated metal products, machinery and equipment	34	-	-	-
	Autonomous Region in Muslim Mindanao	343	58	58	-
C104	Manufacture of vegetable and animal oils and fats	S	S	S	S
C106	Manufacture of grain mill products, starches and starch products	46	2	2	-
C107	Manufacture of other food products	83	5	5	-
C108	Manufacture of prepared animal feeds	3	3	3	-
C110	Manufacture of beverages	124	41	41	-
C142	Custom tailoring and dressmaking	22	-	-	-
C181	Printing and service activities related to printing	46	-	-	-
C221	Manufacture of rubber products	S	S	S	S
C239	Manufacture of non-metallic mineral products, n.e.c.	7	7	7	-
C251	Manufacture of structural metal products, tanks, reservoirs and steam generators	5	-	-	-
C310	Manufacture of furniture	5	-	-	-

Table 12 Number of Establishments and Research and Development (R&D) Personnel by Sex, Expense and Intangible Assets for Manufacturing Establishments by Region and Industry Group: Philippines, 2018

(Values are in thousand PhP, except number of establishments. Details may not add-up to total due to rounding and/or statistical disclosure control.)

Continued

2009 PSIC Code	Region/ Industry Description	Compensation for R&D Personnel	R&D Expense	Intangible Assets for R&D	
				Capital Expenditures for R & D	Book Value as of 31 December 2018 for R & D
		(5)	(6)	(7)	(8)
	Philippines	5,365,858	16,784,839	1,985	69,880
C101	Processing and preserving of meat	228,029	10,888	5	5
C102	Processing and preserving of fish, crustaceans and mollusks	20,198	12,592	-	-
C103	Processing and preserving of fruits and vegetables	298,177	292,653	180	745
C104	Manufacture of vegetable and animal oils and fats	4,862	2,688	-	-
C105	Manufacture of dairy products	37,681	931	-	-
C106	Manufacture of grain mill products, starches and starch products	50,457	6,095	-	-
C107	Manufacture of other food products	1,693,160	258,159	1,603	1,603
C108	Manufacture of prepared animal feeds	137,673	9,553	-	-
C110	Manufacture of beverages	843,636	123,982	-	-
C120	Manufacture of tobacco products	2,913	150,561	-	-
C131	Spinning, weaving and finishing of textiles	132	581	-	-
C139	Manufacture of other textiles	12,060	1,308	120	120
C141	Manufacture of wearing apparel, except fur apparel	73,638	18,536	-	-
C142	Custom tailoring and dressmaking	5,939	242	-	-
C143	Manufacture of knitted and crocheted apparel	14,548	6	-	-
C151	Tanning and dressing of leather; manufacture of luggage and handbags	3,911	1,018	-	-
C152	Manufacture of footwear	6,778	2,086	-	-
C161	Sawmilling and planing of wood	1,093	352	-	-
C162	Manufacture of products of wood, cork, straw and plaiting materials	17,154	1,521	-	-
C170	Manufacture of paper and paper products	23,954	5,703	-	66,923
C181	Printing and service activities related to printing	220,373	72,379	-	-
C182	Reproduction of recorded media	-	-	-	-
C192	Manufacture of refined petroleum products	1,743	341	-	-
C199	Manufacture of other fuel products	-	-	-	-
C201	Manufacture of basic chemicals	26,816	11,296	-	-
C202	Manufacture of other chemical products, n.e.c.	124,995	59,640	-	68
C203	Manufacture of man-made fibers	S	S	S	S
C210	Manufacture of pharmaceuticals, medicinal chemical and botanical products	93,967	52,520	-	-
C221	Manufacture of rubber products	7,836	147	-	-
C222	Manufacture of plastics products	111,460	24,338	-	-
C231	Manufacture of glass and glass products	3,042	1,241	-	-
C239	Manufacture of non-metallic mineral products, n.e.c.	54,404	35,360	-	-
C241	Manufacture of basic iron and steel	60,616	218	-	-
C242	Manufacture of basic precious and other non-ferrous metals	3,412	844	-	-
C243	Casting of metals	37,407	678	-	-
C251	Manufacture of structural metal products, tanks, reservoirs and steam generators	18,203	4,663	-	-
C252	Manufacture of weapons and ammunition	381	64	-	-

Table 12 Number of Establishments and Research and Development (R&D) Personnel by Sex, Expense and Intangible Assets for Manufacturing Establishments by Region and Industry Group: Philippines, 2018

(Values are in thousand PhP, except number of establishments. Details may not add-up to total due to rounding and/or statistical disclosure control.)

Continued

2009 PSIC Code	Region/ Industry Description	Compensation for R&D Personnel	R&D Expense	Intangible Assets for R&D	
				Capital Expenditures for R & D	Book Value as of 31 December 2018 for R & D
		(5)	(6)	(7)	(8)
C259	Manufacture of other fabricated metal products; metal working service activities	54,604	22,874	-	-
C261	Manufacture of electronic components	259,547	206,801	-	-
C262	Manufacture of computers and peripheral equipment and accessories	13,383	-	-	-
C263	Manufacture of communication equipment	36,088	71,509	-	-
C264	Manufacture of consumer electronics	1,977	2,938	-	-
C265	Manufacture of measuring, testing, navigating and control equipment; watches and clocks	168	355	-	-
C267	Manufacture of optical instruments and photographic equipment	32,584	-	-	-
C271	Manufacture of electric motors, generators, transformers and electricity distribution and control apparatus	7,745	5,591	-	-
C272	Manufacture of batteries and accumulators	567	-	-	-
C273	Manufacture of wiring and wiring devices	10,162	6,892	-	-
C274	Manufacture of electric lighting equipment	7,348	2,762	-	-
C275	Manufacture of domestic appliances	6,948	9,482	-	-
C279	Manufacture of other electrical equipment	71,055	1,056,232	-	-
C281	Manufacture of general purpose machinery	7,259	9,462	-	-
C282	Manufacture of special purpose machinery	36,061	1,581	-	-
C291	Manufacture of motor vehicles	4,747	39,473	-	-
C292	Manufacture of bodies (coachwork) for motor vehicles; manufacture of trailers and semi-trailers	4,608	481	-	-
C293	Manufacture of parts and accessories for motor vehicles	17,441	13,145	-	-
C301	Building of ships and boats	-	12,041,938	-	-
C302	Manufacture of railway locomotive and rolling stock	S	S	S	S
C303	Manufacture of air and spacecraft and related machinery	-	2,064,067	-	-
C309	Manufacture of transport equipment, n.e.c.	5,688	206	-	-
C310	Manufacture of furniture	32,995	12,642	77	417
C321	Manufacture of jewelry, bijouterie and related articles	12,324	1,274	-	-
C322	Manufacture of musical instruments	-	-	-	-
C323	Manufacture of sports goods	2,284	10,184	-	-
C324	Manufacture of games and toys	568	-	-	-
C325	Manufacture of medical and dental instruments and supplies	489,868	3,733	-	-
C329	Other manufacturing, n.e.c.	2,750	393	-	-
C331	Repair of fabricated metal products, machinery and equipment	6,444	37,633	-	-
C332	Installation of industrial machinery and equipment	-	-	-	-
	National Capital Region	1,753,880	583,358	-	45,777
C101	Processing and preserving of meat	5,476	6,978	-	-
C102	Processing and preserving of fish, crustaceans and mollusks	761	1,345	-	-

Table 12 Number of Establishments and Research and Development (R&D) Personnel by Sex, Expense and Intangible Assets for Manufacturing Establishments by Region and Industry Group: Philippines, 2018

(Values are in thousand PhP, except number of establishments. Details may not add-up to total due to rounding and/or statistical disclosure control.)

Continued

2009 PSIC Code	Region/ Industry Description	Compensation for R&D Personnel	R&D Expense	Intangible Assets for R&D	
				Capital Expenditures for R & D	Book Value as of 31 December 2018 for R & D
		(5)	(6)	(7)	(8)
C103	Processing and preserving of fruits and vegetables	6,668	3,545	-	-
C104	Manufacture of vegetable and animal oils and fats	241	135	-	-
C105	Manufacture of dairy products	22,663	911	-	-
C106	Manufacture of grain mill products, starches and starch products	6,948	2,600	-	-
C107	Manufacture of other food products	1,155,734	151,933	-	-
C108	Manufacture of prepared animal feeds	-	-	-	-
C110	Manufacture of beverages	49,770	104,314	-	-
C120	Manufacture of tobacco products	1,291	146,351	-	-
C131	Spinning, weaving and finishing of textiles	-	-	-	-
C139	Manufacture of other textiles	3,587	-	-	-
C141	Manufacture of wearing apparel, except fur apparel	290	15,524	-	-
C142	Custom tailoring and dressmaking	-	-	-	-
C143	Manufacture of knitted and crocheted apparel	14,292	-	-	-
C151	Tanning and dressing of leather; manufacture of luggage and handbags	-	236	-	-
C152	Manufacture of footwear	350	-	-	-
C161	Sawmilling and planing of wood	-	-	-	-
C162	Manufacture of products of wood, cork, straw and plaiting materials	-	-	-	-
C170	Manufacture of paper and paper products	2,162	249	-	45,709
C181	Printing and service activities related to printing	216,465	71,576	-	-
C192	Manufacture of refined petroleum products	1,421	341	-	-
C199	Manufacture of other fuel products	S	S	S	S
C201	Manufacture of basic chemicals	8,831	3,072	-	-
C202	Manufacture of other chemical products, n.e.c.	44,927	8,113	-	68
C203	Manufacture of man-made fibers	S	S	S	S
C210	Manufacture of pharmaceuticals, medicinal chemical and botanical products	12,542	15,779	-	-
C221	Manufacture of rubber products	6,519	147	-	-
C222	Manufacture of plastics products	61,621	5,268	-	-
C231	Manufacture of glass and glass products	3,042	-	-	-
C239	Manufacture of non-metallic mineral products, n.e.c.	4,829	18,959	-	-
C241	Manufacture of basic iron and steel	49,154	-	-	-
C242	Manufacture of basic precious and other non-ferrous metals	-	-	-	-
C243	Casting of metals	-	-	-	-
C251	Manufacture of structural metal products, tanks, reservoirs and steam generators	12,653	428	-	-
C252	Manufacture of weapons and ammunition	-	-	-	-
C259	Manufacture of other fabricated metal products; metal working service activities	936	12,705	-	-
C261	Manufacture of electronic components	42,035	1,641	-	-
C262	Manufacture of computers and peripheral equipment and accessories	S	S	S	S
C264	Manufacture of consumer electronics	-	8	-	-

Table 12 Number of Establishments and Research and Development (R&D) Personnel by Sex, Expense and Intangible Assets for Manufacturing Establishments by Region and Industry Group: Philippines, 2018

(Values are in thousand PhP, except number of establishments. Details may not add-up to total due to rounding and/or statistical disclosure control.)

Continued

2009 PSIC Code	Region/ Industry Description	Compensation for R&D Personnel	R&D Expense	Intangible Assets for R&D	
				Capital Expenditures for R & D	Book Value as of 31 December 2018 for R & D
		(5)	(6)	(7)	(8)
C265	Manufacture of measuring, testing, navigating and control equipment; watches and clocks	-	-	-	-
C267	Manufacture of optical instruments and photographic equipment	S	S	S	S
C271	Manufacture of electric motors, generators, transformers and electricity distribution and control apparatus	430	3,870	-	-
C272	Manufacture of batteries and accumulators	S	S	S	S
C273	Manufacture of wiring and wiring devices	-	579	-	-
C274	Manufacture of electric lighting equipment	322	7	-	-
C275	Manufacture of domestic appliances	-	426	-	-
C279	Manufacture of other electrical equipment	-	-	-	-
C281	Manufacture of general purpose machinery	1,746	2,836	-	-
C282	Manufacture of special purpose machinery	-	594	-	-
C291	Manufacture of motor vehicles	-	-	-	-
C292	Manufacture of bodies (coachwork) for motor vehicles; manufacture of trailers and semi-trailers	-	-	-	-
C293	Manufacture of parts and accessories for motor vehicles	-	-	-	-
C301	Building of ships and boats	-	-	-	-
C303	Manufacture of air and spacecraft and related machinery	S	S	S	S
C309	Manufacture of transport equipment, n.e.c.	-	-	-	-
C310	Manufacture of furniture	5,801	1,410	-	-
C321	Manufacture of jewelry, bijouterie and related articles	-	-	-	-
C322	Manufacture of musical instruments	S	S	S	S
C323	Manufacture of sports goods	-	37	-	-
C324	Manufacture of games and toys	-	-	-	-
C325	Manufacture of medical and dental instruments and supplies	-	45	-	-
C329	Other manufacturing, n.e.c.	1,257	292	-	-
C331	Repair of fabricated metal products, machinery and equipment	1,181	1,102	-	-
C332	Installation of industrial machinery and equipment	-	-	-	-
	Cordillera Administrative Region	8,709	24,450	-	-
C101	Processing and preserving of meat	-	-	-	-
C102	Processing and preserving of fish, crustaceans and mollusks	-	-	-	-
C103	Processing and preserving of fruits and vegetables	-	21,227	-	-
C105	Manufacture of dairy products	S	S	S	S
C106	Manufacture of grain mill products, starches and starch products	-	-	-	-
C107	Manufacture of other food products	899	1,556	-	-
C110	Manufacture of beverages	-	-	-	-
C131	Spinning, weaving and finishing of textiles	132	581	-	-

Table 12 Number of Establishments and Research and Development (R&D) Personnel by Sex, Expense and Intangible Assets for Manufacturing Establishments by Region and Industry Group: Philippines, 2018

(Values are in thousand PhP, except number of establishments. Details may not add-up to total due to rounding and/or statistical disclosure control.)

Continued

2009 PSIC Code	Region/ Industry Description	Compensation for R&D Personnel	R&D Expense	Intangible Assets for R&D	
				Capital Expenditures for R & D	Book Value as of 31 December 2018 for R & D
		(5)	(6)	(7)	(8)
C139	Manufacture of other textiles	-	-	-	-
C141	Manufacture of wearing apparel, except fur apparel	S	S	S	S
C142	Custom tailoring and dressmaking	-	-	-	-
C162	Manufacture of products of wood, cork, straw and plaiting materials	-	-	-	-
C181	Printing and service activities related to printing	456	-	-	-
C201	Manufacture of basic chemicals	-	-	-	-
C221	Manufacture of rubber products	-	-	-	-
C222	Manufacture of plastics products	S	S	S	S
C231	Manufacture of glass and glass products	S	S	S	S
C239	Manufacture of non-metallic mineral products, n.e.c.	-	-	-	-
C241	Manufacture of basic iron and steel	-	-	-	-
C251	Manufacture of structural metal products, tanks, reservoirs and steam generators	-	-	-	-
C259	Manufacture of other fabricated metal products; metal working service activities	-	-	-	-
C261	Manufacture of electronic components	S	S	S	S
C303	Manufacture of air and spacecraft and related machinery	S	S	S	S
C310	Manufacture of furniture	-	-	-	-
C321	Manufacture of jewelry, bijouterie and related articles	-	-	-	-
	I - Ilocos Region	29,087	1,879	-	-
C101	Processing and preserving of meat	-	-	-	-
C102	Processing and preserving of fish, crustaceans and mollusks	53	-	-	-
C103	Processing and preserving of fruits and vegetables	402	-	-	-
C105	Manufacture of dairy products	S	S	S	S
C106	Manufacture of grain mill products, starches and starch products	260	-	-	-
C107	Manufacture of other food products	27,117	1,083	-	-
C108	Manufacture of prepared animal feeds	-	-	-	-
C110	Manufacture of beverages	-	-	-	-
C120	Manufacture of tobacco products	S	S	S	S
C131	Spinning, weaving and finishing of textiles	-	-	-	-
C141	Manufacture of wearing apparel, except fur apparel	-	-	-	-
C142	Custom tailoring and dressmaking	-	-	-	-
C152	Manufacture of footwear	-	-	-	-
C162	Manufacture of products of wood, cork, straw and plaiting materials	-	-	-	-
C170	Manufacture of paper and paper products	-	-	-	-
C181	Printing and service activities related to printing	1,255	-	-	-
C201	Manufacture of basic chemicals	-	-	-	-
C210	Manufacture of pharmaceuticals, medicinal chemical and botanical products	S	S	S	S

Table 12 Number of Establishments and Research and Development (R&D) Personnel by Sex, Expense and Intangible Assets for Manufacturing Establishments by Region and Industry Group: Philippines, 2018

(Values are in thousand PhP, except number of establishments. Details may not add-up to total due to rounding and/or statistical disclosure control.)

Continued

2009 PSIC Code	Region/ Industry Description	Compensation for R&D Personnel	R&D Expense	Intangible Assets for R&D	
				Capital Expenditures for R & D	Book Value as of 31 December 2018 for R & D
		(5)	(6)	(7)	(8)
C221	Manufacture of rubber products	-	-	-	-
C231	Manufacture of glass and glass products	-	-	-	-
C239	Manufacture of non-metallic mineral products, n.e.c.	-	-	-	-
C241	Manufacture of basic iron and steel	-	-	-	-
C251	Manufacture of structural metal products, tanks, reservoirs and steam generators	-	-	-	-
C259	Manufacture of other fabricated metal products; metal working service activities	-	-	-	-
C273	Manufacture of wiring and wiring devices	S	S	S	S
C282	Manufacture of special purpose machinery	S	S	S	S
C292	Manufacture of bodies (coachwork) for motor vehicles; manufacture of trailers and semi-trailers	-	-	-	-
C293	Manufacture of parts and accessories for motor vehicles	-	-	-	-
C309	Manufacture of transport equipment, n.e.c.	-	-	-	-
C321	Manufacture of jewelry, bijouterie and related articles	S	S	S	S
C324	Manufacture of games and toys	S	S	S	S
C329	Other manufacturing, n.e.c.	-	-	-	-
C331	Repair of fabricated metal products, machinery and equipment	-	-	-	-
	II - Cagayan Valley	7,832	67	-	-
C101	Processing and preserving of meat	-	-	-	-
C102	Processing and preserving of fish, crustaceans and mollusks	-	-	-	-
C103	Processing and preserving of fruits and vegetables	-	-	-	-
C104	Manufacture of vegetable and animal oils and fats	S	S	S	S
C105	Manufacture of dairy products	-	-	-	-
C106	Manufacture of grain mill products, starches and starch products	2,637	-	-	-
C107	Manufacture of other food products	-	-	-	-
C108	Manufacture of prepared animal feeds	-	67	-	-
C110	Manufacture of beverages	4,956	-	-	-
C120	Manufacture of tobacco products	-	-	-	-
C131	Spinning, weaving and finishing of textiles	-	-	-	-
C139	Manufacture of other textiles	-	-	-	-
C142	Custom tailoring and dressmaking	-	-	-	-
C151	Tanning and dressing of leather; manufacture of luggage and handbags	-	-	-	-
C162	Manufacture of products of wood, cork, straw and plaiting materials	-	-	-	-
C181	Printing and service activities related to printing	-	-	-	-
C182	Reproduction of recorded media	-	-	-	-
C199	Manufacture of other fuel products	S	S	S	S
C201	Manufacture of basic chemicals	S	S	S	S

Table 12 Number of Establishments and Research and Development (R&D) Personnel by Sex, Expense and Intangible Assets for Manufacturing Establishments by Region and Industry Group: Philippines, 2018

(Values are in thousand PhP, except number of establishments. Details may not add-up to total due to rounding and/or statistical disclosure control.)

Continued

2009 PSIC Code	Region/ Industry Description	Compensation for R&D Personnel	R&D Expense	Intangible Assets for R&D	
				Capital Expenditures for R & D	Book Value as of 31 December 2018 for R & D
		(5)	(6)	(7)	(8)
C222	Manufacture of plastics products	-	-	-	-
C239	Manufacture of non-metallic mineral products, n.e.c.	-	-	-	-
C241	Manufacture of basic iron and steel	37	-	-	-
C251	Manufacture of structural metal products, tanks, reservoirs and steam generators	-	-	-	-
C252	Manufacture of weapons and ammunition	S	S	S	S
C259	Manufacture of other fabricated metal products; metal working service activities	-	-	-	-
C279	Manufacture of other electrical equipment	-	-	-	-
C282	Manufacture of special purpose machinery	-	-	-	-
C310	Manufacture of furniture	-	-	-	-
C321	Manufacture of jewelry, bijouterie and related articles	-	-	-	-
C329	Other manufacturing, n.e.c.	S	S	S	S
C331	Repair of fabricated metal products, machinery and equipment	-	-	-	-
	III - Central Luzon	1,041,248	12,202,443	-	37
C101	Processing and preserving of meat	32,876	956	-	-
C102	Processing and preserving of fish, crustaceans and mollusks	-	-	-	-
C103	Processing and preserving of fruits and vegetables	-	13,950	-	37
C104	Manufacture of vegetable and animal oils and fats	-	-	-	-
C105	Manufacture of dairy products	747	-	-	-
C106	Manufacture of grain mill products, starches and starch products	1,091	-	-	-
C107	Manufacture of other food products	8,123	40,175	-	-
C108	Manufacture of prepared animal feeds	9,006	7,144	-	-
C110	Manufacture of beverages	770,153	896	-	-
C120	Manufacture of tobacco products	S	S	S	S
C131	Spinning, weaving and finishing of textiles	-	-	-	-
C139	Manufacture of other textiles	-	-	-	-
C141	Manufacture of wearing apparel, except fur apparel	41,523	74	-	-
C142	Custom tailoring and dressmaking	-	-	-	-
C143	Manufacture of knitted and crocheted apparel	-	-	-	-
C151	Tanning and dressing of leather; manufacture of luggage and handbags	1,278	-	-	-
C152	Manufacture of footwear	5,325	2,000	-	-
C161	Sawmilling and planing of wood	S	S	S	S
C162	Manufacture of products of wood, cork, straw and plaiting materials	4,328	-	-	-
C170	Manufacture of paper and paper products	13,005	104	-	-
C181	Printing and service activities related to printing	979	200	-	-
C192	Manufacture of refined petroleum products	119	-	-	-
C201	Manufacture of basic chemicals	1,612	109	-	-
C202	Manufacture of other chemical products, n.e.c.	5,745	429	-	-

Table 12 Number of Establishments and Research and Development (R&D) Personnel by Sex, Expense and Intangible Assets for Manufacturing Establishments by Region and Industry Group: Philippines, 2018

(Values are in thousand PhP, except number of establishments. Details may not add-up to total due to rounding and/or statistical disclosure control.)

Continued

2009 PSIC Code	Region/ Industry Description	Compensation for R&D Personnel	R&D Expense	Intangible Assets for R&D	
				Capital Expenditures for R & D	Book Value as of 31 December 2018 for R & D
		(5)	(6)	(7)	(8)
C210	Manufacture of pharmaceuticals, medicinal chemical and botanical products	-	26,543	-	-
C221	Manufacture of rubber products	468	-	-	-
C222	Manufacture of plastics products	3,821	2,764	-	-
C231	Manufacture of glass and glass products	-	1,241	-	-
C239	Manufacture of non-metallic mineral products, n.e.c.	6,915	5,076	-	-
C241	Manufacture of basic iron and steel	-	-	-	-
C242	Manufacture of basic precious and other non-ferrous metals	-	-	-	-
C243	Casting of metals	-	-	-	-
C251	Manufacture of structural metal products, tanks, reservoirs and steam generators	675	220	-	-
C259	Manufacture of other fabricated metal products; metal working service activities	22,120	-	-	-
C261	Manufacture of electronic components	93,754	15,656	-	-
C262	Manufacture of computers and peripheral equipment and accessories	4,332	-	-	-
C263	Manufacture of communication equipment	S	S	S	S
C264	Manufacture of consumer electronics	-	-	-	-
C265	Manufacture of measuring, testing, navigating and control equipment; watches and clocks	-	-	-	-
C271	Manufacture of electric motors, generators, transformers and electricity distribution and control apparatus	-	-	-	-
C272	Manufacture of batteries and accumulators	S	S	S	S
C273	Manufacture of wiring and wiring devices	-	-	-	-
C274	Manufacture of electric lighting equipment	7,026	2,756	-	-
C275	Manufacture of domestic appliances	-	-	-	-
C279	Manufacture of other electrical equipment	-	-	-	-
C281	Manufacture of general purpose machinery	1,144	-	-	-
C282	Manufacture of special purpose machinery	-	-	-	-
C291	Manufacture of motor vehicles	-	-	-	-
C292	Manufacture of bodies (coachwork) for motor vehicles; manufacture of trailers and semi-trailers	S	S	S	S
C293	Manufacture of parts and accessories for motor vehicles	-	-	-	-
C301	Building of ships and boats	S	S	S	S
C303	Manufacture of air and spacecraft and related machinery	-	-	-	-
C309	Manufacture of transport equipment, n.e.c.	-	-	-	-
C310	Manufacture of furniture	783	1,235	-	-
C321	Manufacture of jewelry, bijouterie and related articles	-	-	-	-
C322	Manufacture of musical instruments	S	S	S	S
C323	Manufacture of sports goods	-	-	-	-
C324	Manufacture of games and toys	568	-	-	-
C325	Manufacture of medical and dental instruments and supplies	-	3,688	-	-
C329	Other manufacturing, n.e.c.	-	-	-	-

Table 12 Number of Establishments and Research and Development (R&D) Personnel by Sex, Expense and Intangible Assets for Manufacturing Establishments by Region and Industry Group: Philippines, 2018

(Values are in thousand PhP, except number of establishments. Details may not add-up to total due to rounding and/or statistical disclosure control.)

Continued

2009 PSIC Code	Region/ Industry Description	Compensation for R&D Personnel	R&D Expense	Intangible Assets for R&D	
				Capital Expenditures for R & D	Book Value as of 31 December 2018 for R & D
		(5)	(6)	(7)	(8)
C331	Repair of fabricated metal products, machinery and equipment	2,289	35,288	-	-
C332	Installation of industrial machinery and equipment	S	S	S	S
	IVA - CALABARZON	1,638,889	3,596,278	-	528
C101	Processing and preserving of meat	170,422	1,754	-	-
C102	Processing and preserving of fish, crustaceans and mollusks	4,016	2,643	-	-
C103	Processing and preserving of fruits and vegetables	8,856	11,679	-	528
C104	Manufacture of vegetable and animal oils and fats	3,471	1,712	-	-
C105	Manufacture of dairy products	8,473	-	-	-
C106	Manufacture of grain mill products, starches and starch products	18,798	3,309	-	-
C107	Manufacture of other food products	396,875	55,237	-	-
C108	Manufacture of prepared animal feeds	4,032	415	-	-
C110	Manufacture of beverages	1,277	11,360	-	-
C120	Manufacture of tobacco products	-	4,211	-	-
C131	Spinning, weaving and finishing of textiles	-	-	-	-
C139	Manufacture of other textiles	-	1,052	-	-
C141	Manufacture of wearing apparel, except fur apparel	22,812	2,399	-	-
C142	Custom tailoring and dressmaking	5,939	242	-	-
C143	Manufacture of knitted and crocheted apparel	256	6	-	-
C151	Tanning and dressing of leather; manufacture of luggage and handbags	-	-	-	-
C152	Manufacture of footwear	-	85	-	-
C161	Sawmilling and planing of wood	S	S	S	S
C162	Manufacture of products of wood, cork, straw and plaiting materials	9,601	49	-	-
C170	Manufacture of paper and paper products	7,747	4,656	-	-
C181	Printing and service activities related to printing	971	603	-	-
C182	Reproduction of recorded media	S	S	S	S
C192	Manufacture of refined petroleum products	S	S	S	S
C199	Manufacture of other fuel products	S	S	S	S
C201	Manufacture of basic chemicals	8,501	6,107	-	-
C202	Manufacture of other chemical products, n.e.c.	63,109	50,990	-	-
C210	Manufacture of pharmaceuticals, medicinal chemical and botanical products	79,427	10,190	-	-
C221	Manufacture of rubber products	849	-	-	-
C222	Manufacture of plastics products	36,459	15,116	-	-
C231	Manufacture of glass and glass products	-	-	-	-
C239	Manufacture of non-metallic mineral products, n.e.c.	1,545	1,570	-	-
C241	Manufacture of basic iron and steel	1,483	153	-	-
C242	Manufacture of basic precious and other non-ferrous metals	3,373	844	-	-
C243	Casting of metals	37,407	678	-	-

Table 12 Number of Establishments and Research and Development (R&D) Personnel by Sex, Expense and Intangible Assets for Manufacturing Establishments by Region and Industry Group: Philippines, 2018

(Values are in thousand PhP, except number of establishments. Details may not add-up to total due to rounding and/or statistical disclosure control.)

Continued

2009 PSIC Code	Region/ Industry Description	Compensation for R&D Personnel	R&D Expense	Intangible Assets for R&D	
				Capital Expenditures for R & D	Book Value as of 31 December 2018 for R & D
		(5)	(6)	(7)	(8)
C251	Manufacture of structural metal products, tanks, reservoirs and steam generators	1,134	3,990	-	-
C252	Manufacture of weapons and ammunition	S	S	S	S
C259	Manufacture of other fabricated metal products; metal working service activities	27,842	9,865	-	-
C261	Manufacture of electronic components	84,111	189,505	-	-
C262	Manufacture of computers and peripheral equipment and accessories	-	-	-	-
C263	Manufacture of communication equipment	-	-	-	-
C264	Manufacture of consumer electronics	1,044	1,505	-	-
C265	Manufacture of measuring, testing, navigating and control equipment; watches and clocks	168	-	-	-
C267	Manufacture of optical instruments and photographic equipment	6,546	-	-	-
C271	Manufacture of electric motors, generators, transformers and electricity distribution and control apparatus	5,153	1,721	-	-
C272	Manufacture of batteries and accumulators	S	S	S	S
C273	Manufacture of wiring and wiring devices	10,162	5,516	-	-
C274	Manufacture of electric lighting equipment	-	-	-	-
C275	Manufacture of domestic appliances	2,803	8,569	-	-
C279	Manufacture of other electrical equipment	71,055	1,056,232	-	-
C281	Manufacture of general purpose machinery	4,368	6,626	-	-
C282	Manufacture of special purpose machinery	35,114	829	-	-
C291	Manufacture of motor vehicles	4,428	39,473	-	-
C292	Manufacture of bodies (coachwork) for motor vehicles; manufacture of trailers and semi-trailers	4,608	481	-	-
C293	Manufacture of parts and accessories for motor vehicles	16,895	9,627	-	-
C301	Building of ships and boats	-	-	-	-
C302	Manufacture of railway locomotive and rolling stock	S	S	S	S
C303	Manufacture of air and spacecraft and related machinery	S	S	S	S
C309	Manufacture of transport equipment, n.e.c.	1,819	206	-	-
C310	Manufacture of furniture	2,000	218	-	-
C321	Manufacture of jewelry, bijouterie and related articles	1,890	-	-	-
C322	Manufacture of musical instruments	S	S	S	S
C323	Manufacture of sports goods	2,284	10,147	-	-
C324	Manufacture of games and toys	-	-	-	-
C325	Manufacture of medical and dental instruments and supplies	455,932	-	-	-
C329	Other manufacturing, n.e.c.	860	-	-	-
C331	Repair of fabricated metal products, machinery and equipment	2,974	640	-	-
C332	Installation of industrial machinery and equipment	S	S	S	S
	MIMAROPA	-	75	-	-

Table 12 Number of Establishments and Research and Development (R&D) Personnel by Sex, Expense and Intangible Assets for Manufacturing Establishments by Region and Industry Group: Philippines, 2018

(Values are in thousand PhP, except number of establishments. Details may not add-up to total due to rounding and/or statistical disclosure control.)

Continued

2009 PSIC Code	Region/ Industry Description	Compensation for R&D Personnel	R&D Expense	Intangible Assets for R&D	
				Capital Expenditures for R & D	Book Value as of 31 December 2018 for R & D
		(5)	(6)	(7)	(8)
C101	Processing and preserving of meat	-	-	-	-
C102	Processing and preserving of fish, crustaceans and mollusks	S	S	S	S
C103	Processing and preserving of fruits and vegetables	S	S	S	S
C104	Manufacture of vegetable and animal oils and fats	-	75	-	-
C105	Manufacture of dairy products	-	-	-	-
C106	Manufacture of grain mill products, starches and starch products	-	-	-	-
C107	Manufacture of other food products	-	-	-	-
C110	Manufacture of beverages	-	-	-	-
C131	Spinning, weaving and finishing of textiles	-	-	-	-
C141	Manufacture of wearing apparel, except fur apparel	-	-	-	-
C142	Custom tailoring and dressmaking	-	-	-	-
C151	Tanning and dressing of leather; manufacture of luggage and handbags	-	-	-	-
C161	Sawmilling and planing of wood	-	-	-	-
C162	Manufacture of products of wood, cork, straw and plaiting materials	-	-	-	-
C181	Printing and service activities related to printing	-	-	-	-
C201	Manufacture of basic chemicals	-	-	-	-
C202	Manufacture of other chemical products, n.e.c.	S	S	S	S
C210	Manufacture of pharmaceuticals, medicinal chemical and botanical products	S	S	S	S
C222	Manufacture of plastics products	-	-	-	-
C239	Manufacture of non-metallic mineral products, n.e.c.	-	-	-	-
C241	Manufacture of basic iron and steel	-	-	-	-
C242	Manufacture of basic precious and other non-ferrous metals	S	S	S	S
C259	Manufacture of other fabricated metal products; metal working service activities	-	-	-	-
C282	Manufacture of special purpose machinery	S	S	S	S
C310	Manufacture of furniture	-	-	-	-
C331	Repair of fabricated metal products, machinery and equipment	-	-	-	-
	V - Bicol Region	49,147	6,978	305	305
C101	Processing and preserving of meat	862	63	5	5
C102	Processing and preserving of fish, crustaceans and mollusks	-	922	-	-
C103	Processing and preserving of fruits and vegetables	-	-	180	180
C104	Manufacture of vegetable and animal oils and fats	-	537	-	-
C105	Manufacture of dairy products	-	20	-	-
C106	Manufacture of grain mill products, starches and starch products	8,070	131	-	-

Table 12 Number of Establishments and Research and Development (R&D) Personnel by Sex, Expense and Intangible Assets for Manufacturing Establishments by Region and Industry Group: Philippines, 2018

(Values are in thousand PhP, except number of establishments. Details may not add-up to total due to rounding and/or statistical disclosure control.)

Continued

2009 PSIC Code	Region/ Industry Description	Compensation for R&D Personnel	R&D Expense	Intangible Assets for R&D	
				Capital Expenditures for R & D	Book Value as of 31 December 2018 for R & D
		(5)	(6)	(7)	(8)
C107	Manufacture of other food products	679	1,519	-	-
C108	Manufacture of prepared animal feeds	194	-	-	-
C110	Manufacture of beverages	-	-	-	-
C120	Manufacture of tobacco products	S	S	S	S
C131	Spinning, weaving and finishing of textiles	-	-	-	-
C139	Manufacture of other textiles	1,652	240	120	120
C141	Manufacture of wearing apparel, except fur apparel	200	-	-	-
C142	Custom tailoring and dressmaking	-	-	-	-
C151	Tanning and dressing of leather; manufacture of luggage and handbags	-	-	-	-
C152	Manufacture of footwear	-	-	-	-
C162	Manufacture of products of wood, cork, straw and plaiting materials	709	665	-	-
C170	Manufacture of paper and paper products	-	-	-	-
C181	Printing and service activities related to printing	246	-	-	-
C201	Manufacture of basic chemicals	-	-	-	-
C210	Manufacture of pharmaceuticals, medicinal chemical and botanical products	-	-	-	-
C231	Manufacture of glass and glass products	S	S	S	S
C239	Manufacture of non-metallic mineral products, n.e.c.	33,693	2,857	-	-
C241	Manufacture of basic iron and steel	-	-	-	-
C242	Manufacture of basic precious and other non-ferrous metals	S	S	S	S
C251	Manufacture of structural metal products, tanks, reservoirs and steam generators	2,663	25	-	-
C259	Manufacture of other fabricated metal products; metal working service activities	-	-	-	-
C281	Manufacture of general purpose machinery	-	-	-	-
C282	Manufacture of special purpose machinery	-	-	-	-
C293	Manufacture of parts and accessories for motor vehicles	-	-	-	-
C310	Manufacture of furniture	-	-	-	-
C329	Other manufacturing, n.e.c.	-	-	-	-
C331	Repair of fabricated metal products, machinery and equipment	-	-	-	-
	VI - Western Visayas	25,355	3,545	-	-
C101	Processing and preserving of meat	508	10	-	-
C102	Processing and preserving of fish, crustaceans and mollusks	242	-	-	-
C103	Processing and preserving of fruits and vegetables	-	-	-	-
C104	Manufacture of vegetable and animal oils and fats	-	-	-	-
C105	Manufacture of dairy products	294	-	-	-
C106	Manufacture of grain mill products, starches and starch products	1,218	-	-	-
C107	Manufacture of other food products	15,890	1,349	-	-

Table 12 Number of Establishments and Research and Development (R&D) Personnel by Sex, Expense and Intangible Assets for Manufacturing Establishments by Region and Industry Group: Philippines, 2018

(Values are in thousand PhP, except number of establishments. Details may not add-up to total due to rounding and/or statistical disclosure control.)

Continued

2009 PSIC Code	Region/ Industry Description	Compensation for R&D Personnel	R&D Expense	Intangible Assets for R&D	
				Capital Expenditures for R & D	Book Value as of 31 December 2018 for R & D
		(5)	(6)	(7)	(8)
C108	Manufacture of prepared animal feeds	3,445	80	-	-
C110	Manufacture of beverages	1,471	1,791	-	-
C131	Spinning, weaving and finishing of textiles	-	-	-	-
C139	Manufacture of other textiles	-	-	-	-
C141	Manufacture of wearing apparel, except fur apparel	-	-	-	-
C142	Custom tailoring and dressmaking	-	-	-	-
C161	Sawmilling and planing of wood	-	-	-	-
C162	Manufacture of products of wood, cork, straw and plaiting materials	-	-	-	-
C181	Printing and service activities related to printing	-	-	-	-
C192	Manufacture of refined petroleum products	S	S	S	S
C201	Manufacture of basic chemicals	-	-	-	-
C202	Manufacture of other chemical products, n.e.c.	S	S	S	S
C210	Manufacture of pharmaceuticals, medicinal chemical and botanical products	-	-	-	-
C221	Manufacture of rubber products	-	-	-	-
C222	Manufacture of plastics products	401	-	-	-
C231	Manufacture of glass and glass products	-	-	-	-
C239	Manufacture of non-metallic mineral products, n.e.c.	-	-	-	-
C241	Manufacture of basic iron and steel	-	-	-	-
C243	Casting of metals	-	-	-	-
C251	Manufacture of structural metal products, tanks, reservoirs and steam generators	-	-	-	-
C259	Manufacture of other fabricated metal products; metal working service activities	940	150	-	-
C265	Manufacture of measuring, testing, navigating and control equipment; watches and clocks	S	S	S	S
C267	Manufacture of optical instruments and photographic equipment	S	S	S	S
C282	Manufacture of special purpose machinery	947	158	-	-
C293	Manufacture of parts and accessories for motor vehicles	-	-	-	-
C310	Manufacture of furniture	-	-	-	-
C321	Manufacture of jewelry, bijouterie and related articles	-	-	-	-
C329	Other manufacturing, n.e.c.	-	-	-	-
C331	Repair of fabricated metal products, machinery and equipment	-	-	-	-
	VII - Central Visayas	366,706	107,754	77	10,258
C101	Processing and preserving of meat	17,614	1,127	-	-
C102	Processing and preserving of fish, crustaceans and mollusks	7,352	150	-	-
C103	Processing and preserving of fruits and vegetables	1,274	4,190	-	-
C104	Manufacture of vegetable and animal oils and fats	197	158	-	-
C105	Manufacture of dairy products	-	-	-	-

Table 12 Number of Establishments and Research and Development (R&D) Personnel by Sex, Expense and Intangible Assets for Manufacturing Establishments by Region and Industry Group: Philippines, 2018

(Values are in thousand Php, except number of establishments. Details may not add-up to total due to rounding and/or statistical disclosure control.)

Continued

2009 PSIC Code	Region/ Industry Description	Compensation for R&D Personnel	R&D Expense	Intangible Assets for R&D	
				Capital Expenditures for R & D	Book Value as of 31 December 2018 for R & D
		(5)	(6)	(7)	(8)
C106	Manufacture of grain mill products, starches and starch products	-	-	-	-
C107	Manufacture of other food products	37,760	956	-	-
C108	Manufacture of prepared animal feeds	75,724	-	-	-
C110	Manufacture of beverages	-	3,552	-	-
C131	Spinning, weaving and finishing of textiles	-	-	-	-
C139	Manufacture of other textiles	1,356	8	-	-
C141	Manufacture of wearing apparel, except fur apparel	8,812	539	-	-
C142	Custom tailoring and dressmaking	-	-	-	-
C151	Tanning and dressing of leather; manufacture of luggage and handbags	S	S	S	S
C152	Manufacture of footwear	1,103	-	-	-
C161	Sawmilling and planing of wood	-	-	-	-
C162	Manufacture of products of wood, cork, straw and plaiting materials	1,719	808	-	-
C170	Manufacture of paper and paper products	-	-	-	9,842
C181	Printing and service activities related to printing	-	-	-	-
C201	Manufacture of basic chemicals	-	-	-	-
C202	Manufacture of other chemical products, n.e.c.	9,520	-	-	-
C210	Manufacture of pharmaceuticals, medicinal chemical and botanical products	1,764	-	-	-
C221	Manufacture of rubber products	-	-	-	-
C222	Manufacture of plastics products	6,118	-	-	-
C231	Manufacture of glass and glass products	-	-	-	-
C239	Manufacture of non-metallic mineral products, n.e.c.	6,837	6,898	-	-
C241	Manufacture of basic iron and steel	7,655	65	-	-
C242	Manufacture of basic precious and other non-ferrous metals	S	S	S	S
C243	Casting of metals	-	-	-	-
C251	Manufacture of structural metal products, tanks, reservoirs and steam generators	-	-	-	-
C252	Manufacture of weapons and ammunition	S	S	S	S
C259	Manufacture of other fabricated metal products; metal working service activities	1,580	-	-	-
C261	Manufacture of electronic components	32,424	-	-	-
C262	Manufacture of computers and peripheral equipment and accessories	S	S	S	S
C263	Manufacture of communication equipment	S	S	S	S
C264	Manufacture of consumer electronics	933	1,426	-	-
C265	Manufacture of measuring, testing, navigating and control equipment; watches and clocks	-	355	-	-
C267	Manufacture of optical instruments and photographic equipment	26,039	-	-	-
C271	Manufacture of electric motors, generators, transformers and electricity distribution and control apparatus	2,162	-	-	-
C273	Manufacture of wiring and wiring devices	S	S	S	S
C274	Manufacture of electric lighting equipment	-	-	-	-
C275	Manufacture of domestic appliances	S	S	S	S

Table 12 Number of Establishments and Research and Development (R&D) Personnel by Sex, Expense and Intangible Assets for Manufacturing Establishments by Region and Industry Group: Philippines, 2018

(Values are in thousand PhP, except number of establishments. Details may not add-up to total due to rounding and/or statistical disclosure control.)

Continued

2009 PSIC Code	Region/ Industry Description	Compensation for R&D Personnel	R&D Expense	Intangible Assets for R&D	
				Capital Expenditures for R & D	Book Value as of 31 December 2018 for R & D
		(5)	(6)	(7)	(8)
C279	Manufacture of other electrical equipment	S	S	S	S
C281	Manufacture of general purpose machinery	-	-	-	-
C282	Manufacture of special purpose machinery	-	-	-	-
C291	Manufacture of motor vehicles	-	-	-	-
C293	Manufacture of parts and accessories for motor vehicles	546	3,518	-	-
C301	Building of ships and boats	-	-	-	-
C309	Manufacture of transport equipment, n.e.c.	3,869	-	-	-
C310	Manufacture of furniture	24,410	9,725	77	417
C321	Manufacture of jewelry, bijouterie and related articles	10,435	1,274	-	-
C322	Manufacture of musical instruments	S	S	S	S
C323	Manufacture of sports goods	S	S	S	S
C324	Manufacture of games and toys	S	S	S	S
C325	Manufacture of medical and dental instruments and supplies	33,936	-	-	-
C329	Other manufacturing, n.e.c.	633	101	-	-
C331	Repair of fabricated metal products, machinery and equipment	-	62	-	-
	VIII - Eastern Visayas	834	9	-	-
C101	Processing and preserving of meat	S	S	S	S
C102	Processing and preserving of fish, crustaceans and mollusks	-	-	-	-
C103	Processing and preserving of fruits and vegetables	-	-	-	-
C104	Manufacture of vegetable and animal oils and fats	-	-	-	-
C105	Manufacture of dairy products	S	S	S	S
C106	Manufacture of grain mill products, starches and starch products	-	-	-	-
C107	Manufacture of other food products	821	-	-	-
C110	Manufacture of beverages	-	-	-	-
C131	Spinning, weaving and finishing of textiles	-	-	-	-
C139	Manufacture of other textiles	S	S	S	S
C141	Manufacture of wearing apparel, except fur apparel	-	-	-	-
C142	Custom tailoring and dressmaking	-	-	-	-
C162	Manufacture of products of wood, cork, straw and plaiting materials	-	-	-	-
C170	Manufacture of paper and paper products	-	-	-	-
C181	Printing and service activities related to printing	-	-	-	-
C201	Manufacture of basic chemicals	-	-	-	-
C210	Manufacture of pharmaceuticals, medicinal chemical and botanical products	13	9	-	-
C222	Manufacture of plastics products	-	-	-	-
C231	Manufacture of glass and glass products	-	-	-	-
C239	Manufacture of non-metallic mineral products, n.e.c.	-	-	-	-
C241	Manufacture of basic iron and steel	-	-	-	-

Table 12 Number of Establishments and Research and Development (R&D) Personnel by Sex, Expense and Intangible Assets for Manufacturing Establishments by Region and Industry Group: Philippines, 2018

(Values are in thousand PhP, except number of establishments. Details may not add-up to total due to rounding and/or statistical disclosure control.)

Continued

2009 PSIC Code	Region/ Industry Description	Compensation for R&D Personnel	R&D Expense	Intangible Assets for R&D	
				Capital Expenditures for R & D	Book Value as of 31 December 2018 for R & D
		(5)	(6)	(7)	(8)
C242	Manufacture of basic precious and other non-ferrous metals	S	S	S	S
C243	Casting of metals	S	S	S	S
C251	Manufacture of structural metal products, tanks, reservoirs and steam generators	-	-	-	-
C259	Manufacture of other fabricated metal products; metal working service activities	-	-	-	-
C273	Manufacture of wiring and wiring devices	S	S	S	S
C282	Manufacture of special purpose machinery	S	S	S	S
C310	Manufacture of furniture	-	-	-	-
C321	Manufacture of jewelry, bijouterie and related articles	-	-	-	-
C329	Other manufacturing, n.e.c.	-	-	-	-
C331	Repair of fabricated metal products, machinery and equipment	-	-	-	-
	IX - Zamboanga Peninsula	763	121	-	-
C101	Processing and preserving of meat	-	-	-	-
C102	Processing and preserving of fish, crustaceans and mollusks	763	75	-	-
C104	Manufacture of vegetable and animal oils and fats	-	-	-	-
C105	Manufacture of dairy products	-	-	-	-
C106	Manufacture of grain mill products, starches and starch products	-	-	-	-
C107	Manufacture of other food products	-	-	-	-
C108	Manufacture of prepared animal feeds	S	S	S	S
C110	Manufacture of beverages	-	-	-	-
C139	Manufacture of other textiles	S	S	S	S
C142	Custom tailoring and dressmaking	-	-	-	-
C161	Sawmilling and planing of wood	-	-	-	-
C162	Manufacture of products of wood, cork, straw and plaiting materials	S	S	S	S
C181	Printing and service activities related to printing	-	-	-	-
C221	Manufacture of rubber products	-	-	-	-
C222	Manufacture of plastics products	-	-	-	-
C231	Manufacture of glass and glass products	-	-	-	-
C239	Manufacture of non-metallic mineral products, n.e.c.	-	-	-	-
C241	Manufacture of basic iron and steel	-	-	-	-
C251	Manufacture of structural metal products, tanks, reservoirs and steam generators	-	-	-	-
C259	Manufacture of other fabricated metal products; metal working service activities	-	-	-	-
C310	Manufacture of furniture	-	-	-	-
C321	Manufacture of jewelry, bijouterie and related articles	S	S	S	S
C329	Other manufacturing, n.e.c.	-	-	-	-
C331	Repair of fabricated metal products, machinery and equipment	-	45	-	-

Table 12 Number of Establishments and Research and Development (R&D) Personnel by Sex, Expense and Intangible Assets for Manufacturing Establishments by Region and Industry Group: Philippines, 2018

(Values are in thousand PhP, except number of establishments. Details may not add-up to total due to rounding and/or statistical disclosure control.)

Continued

2009 PSIC Code	Region/ Industry Description	Compensation for R&D Personnel	R&D Expense	Intangible Assets for R&D	
				Capital Expenditures for R & D	Book Value as of 31 December 2018 for R & D
		(5)	(6)	(7)	(8)
	X - Northern Mindanao	362,586	239,015	-	-
C101	Processing and preserving of meat	270	-	-	-
C102	Processing and preserving of fish, crustaceans and mollusks	S	S	S	S
C103	Processing and preserving of fruits and vegetables	280,915	235,693	-	-
C104	Manufacture of vegetable and animal oils and fats	157	-	-	-
C105	Manufacture of dairy products	5,183	-	-	-
C106	Manufacture of grain mill products, starches and starch products	7,132	56	-	-
C107	Manufacture of other food products	43,672	480	-	-
C108	Manufacture of prepared animal feeds	-	-	-	-
C110	Manufacture of beverages	10,449	-	-	-
C131	Spinning, weaving and finishing of textiles	-	-	-	-
C139	Manufacture of other textiles	-	-	-	-
C141	Manufacture of wearing apparel, except fur apparel	-	-	-	-
C142	Custom tailoring and dressmaking	-	-	-	-
C152	Manufacture of footwear	-	-	-	-
C161	Sawmilling and planing of wood	-	-	-	-
C162	Manufacture of products of wood, cork, straw and plaiting materials	-	-	-	-
C170	Manufacture of paper and paper products	203	130	-	-
C181	Printing and service activities related to printing	-	-	-	-
C192	Manufacture of refined petroleum products	202	-	-	-
C201	Manufacture of basic chemicals	7,669	2,008	-	-
C202	Manufacture of other chemical products, n.e.c.	-	-	-	-
C210	Manufacture of pharmaceuticals, medicinal chemical and botanical products	S	S	S	S
C221	Manufacture of rubber products	S	S	S	S
C222	Manufacture of plastics products	3,039	-	-	-
C231	Manufacture of glass and glass products	-	-	-	-
C239	Manufacture of non-metallic mineral products, n.e.c.	-	-	-	-
C241	Manufacture of basic iron and steel	2,287	-	-	-
C243	Casting of metals	-	-	-	-
C251	Manufacture of structural metal products, tanks, reservoirs and steam generators	-	-	-	-
C259	Manufacture of other fabricated metal products; metal working service activities	1,187	153	-	-
C264	Manufacture of consumer electronics	S	S	S	S
C271	Manufacture of electric motors, generators, transformers and electricity distribution and control apparatus	S	S	S	S
C281	Manufacture of general purpose machinery	S	S	S	S
C282	Manufacture of special purpose machinery	S	S	S	S
C291	Manufacture of motor vehicles	-	-	-	-
C293	Manufacture of parts and accessories for motor vehicles	-	-	-	-

Table 12 Number of Establishments and Research and Development (R&D) Personnel by Sex, Expense and Intangible Assets for Manufacturing Establishments by Region and Industry Group: Philippines, 2018

(Values are in thousand PhP, except number of establishments. Details may not add-up to total due to rounding and/or statistical disclosure control.)

Continued

2009 PSIC Code	Region/ Industry Description	Compensation for R&D Personnel	R&D Expense	Intangible Assets for R&D	
				Capital Expenditures for R & D	Book Value as of 31 December 2018 for R & D
		(5)	(6)	(7)	(8)
C310	Manufacture of furniture	-	-	-	-
C321	Manufacture of jewelry, bijouterie and related articles	S	S	S	S
C324	Manufacture of games and toys	S	S	S	S
C329	Other manufacturing, n.e.c.	S	S	S	S
C331	Repair of fabricated metal products, machinery and equipment	-	496	-	-
	XI - Davao Region	62,945	10,241	1,603	12,976
C101	Processing and preserving of meat	-	-	-	-
C102	Processing and preserving of fish, crustaceans and mollusks	-	-	-	-
C103	Processing and preserving of fruits and vegetables	62	2,369	-	-
C104	Manufacture of vegetable and animal oils and fats	796	70	-	-
C105	Manufacture of dairy products	321	-	-	-
C106	Manufacture of grain mill products, starches and starch products	-	-	-	-
C107	Manufacture of other food products	4,514	3,544	1,603	1,603
C108	Manufacture of prepared animal feeds	44,872	1,847	-	-
C110	Manufacture of beverages	4,320	1,326	-	-
C120	Manufacture of tobacco products	S	S	S	S
C139	Manufacture of other textiles	5,465	8	-	-
C141	Manufacture of wearing apparel, except fur apparel	-	-	-	-
C142	Custom tailoring and dressmaking	-	-	-	-
C152	Manufacture of footwear	-	-	-	-
C161	Sawmilling and planing of wood	101	312	-	-
C162	Manufacture of products of wood, cork, straw and plaiting materials	-	-	-	-
C170	Manufacture of paper and paper products	838	563	-	11,372
C181	Printing and service activities related to printing	-	-	-	-
C192	Manufacture of refined petroleum products	S	S	S	S
C201	Manufacture of basic chemicals	-	-	-	-
C202	Manufacture of other chemical products, n.e.c.	459	97	-	-
C210	Manufacture of pharmaceuticals, medicinal chemical and botanical products	-	-	-	-
C221	Manufacture of rubber products	-	-	-	-
C222	Manufacture of plastics products	-	105	-	-
C231	Manufacture of glass and glass products	-	-	-	-
C239	Manufacture of non-metallic mineral products, n.e.c.	-	-	-	-
C241	Manufacture of basic iron and steel	-	-	-	-
C242	Manufacture of basic precious and other non-ferrous metals	40	-	-	-
C243	Casting of metals	S	S	S	S
C251	Manufacture of structural metal products, tanks, reservoirs and steam generators	838	-	-	-
C252	Manufacture of weapons and ammunition	S	S	S	S

Table 12 Number of Establishments and Research and Development (R&D) Personnel by Sex, Expense and Intangible Assets for Manufacturing Establishments by Region and Industry Group: Philippines, 2018

(Values are in thousand PhP, except number of establishments. Details may not add-up to total due to rounding and/or statistical disclosure control.)

Continued

2009 PSIC Code	Region/ Industry Description	Compensation for R&D Personnel	R&D Expense	Intangible Assets for R&D	
				Capital Expenditures for R & D	Book Value as of 31 December 2018 for R & D
		(5)	(6)	(7)	(8)
C259	Manufacture of other fabricated metal products; metal working service activities	-	-	-	-
C265	Manufacture of measuring, testing, navigating and control equipment; watches and clocks	S	S	S	S
C271	Manufacture of electric motors, generators, transformers and electricity distribution and control apparatus	S	S	S	S
C275	Manufacture of domestic appliances	-	-	-	-
C281	Manufacture of general purpose machinery	-	-	-	-
C282	Manufacture of special purpose machinery	-	-	-	-
C291	Manufacture of motor vehicles	S	S	S	S
C293	Manufacture of parts and accessories for motor vehicles	-	-	-	-
C301	Building of ships and boats	S	S	S	S
C310	Manufacture of furniture	-	-	-	-
C321	Manufacture of jewelry, bijouterie and related articles	-	-	-	-
C329	Other manufacturing, n.e.c.	-	-	-	-
C331	Repair of fabricated metal products, machinery and equipment	-	-	-	-
	XII - SOCCSKSARGEN	11,516	7,228	-	-
C101	Processing and preserving of meat	-	-	-	-
C102	Processing and preserving of fish, crustaceans and mollusks	7,010	6,846	-	-
C103	Processing and preserving of fruits and vegetables	S	S	S	S
C104	Manufacture of vegetable and animal oils and fats	-	-	-	-
C105	Manufacture of dairy products	-	-	-	-
C106	Manufacture of grain mill products, starches and starch products	3,370	-	-	-
C107	Manufacture of other food products	896	329	-	-
C108	Manufacture of prepared animal feeds	-	-	-	-
C110	Manufacture of beverages	-	-	-	-
C131	Spinning, weaving and finishing of textiles	-	-	-	-
C139	Manufacture of other textiles	-	-	-	-
C141	Manufacture of wearing apparel, except fur apparel	-	-	-	-
C142	Custom tailoring and dressmaking	-	-	-	-
C161	Sawmilling and planing of wood	-	-	-	-
C162	Manufacture of products of wood, cork, straw and plaiting materials	-	-	-	-
C170	Manufacture of paper and paper products	-	-	-	-
C181	Printing and service activities related to printing	-	-	-	-
C192	Manufacture of refined petroleum products	S	S	S	S
C201	Manufacture of basic chemicals	-	-	-	-
C202	Manufacture of other chemical products, n.e.c.	S	S	S	S
C221	Manufacture of rubber products	S	S	S	S
C222	Manufacture of plastics products	S	S	S	S

Table 12 Number of Establishments and Research and Development (R&D) Personnel by Sex, Expense and Intangible Assets for Manufacturing Establishments by Region and Industry Group: Philippines, 2018

(Values are in thousand PhP, except number of establishments. Details may not add-up to total due to rounding and/or statistical disclosure control.)

Continued

2009 PSIC Code	Region/ Industry Description	Compensation for R&D Personnel	R&D Expense	Intangible Assets for R&D	
				Capital Expenditures for R & D	Book Value as of 31 December 2018 for R & D
		(5)	(6)	(7)	(8)
C231	Manufacture of glass and glass products	S	S	S	S
C239	Manufacture of non-metallic mineral products, n.e.c.	-	-	-	-
C241	Manufacture of basic iron and steel	-	-	-	-
C243	Casting of metals	S	S	S	S
C251	Manufacture of structural metal products, tanks, reservoirs and steam generators	240	-	-	-
C259	Manufacture of other fabricated metal products; metal working service activities	-	-	-	-
C301	Building of ships and boats	S	S	S	S
C310	Manufacture of furniture	-	53	-	-
C323	Manufacture of sports goods	S	S	S	S
C331	Repair of fabricated metal products, machinery and equipment	-	-	-	-
	XIII - Caraga	3,022	654	-	-
C101	Processing and preserving of meat	-	-	-	-
C102	Processing and preserving of fish, crustaceans and mollusks	S	S	S	S
C103	Processing and preserving of fruits and vegetables	S	S	S	S
C104	Manufacture of vegetable and animal oils and fats	-	-	-	-
C106	Manufacture of grain mill products, starches and starch products	-	-	-	-
C107	Manufacture of other food products	-	-	-	-
C108	Manufacture of prepared animal feeds	-	-	-	-
C110	Manufacture of beverages	-	-	-	-
C139	Manufacture of other textiles	-	-	-	-
C141	Manufacture of wearing apparel, except fur apparel	-	-	-	-
C142	Custom tailoring and dressmaking	-	-	-	-
C161	Sawmilling and planing of wood	992	40	-	-
C162	Manufacture of products of wood, cork, straw and plaiting materials	796	-	-	-
C181	Printing and service activities related to printing	-	-	-	-
C201	Manufacture of basic chemicals	S	S	S	S
C202	Manufacture of other chemical products, n.e.c.	1,234	4	-	-
C231	Manufacture of glass and glass products	S	S	S	S
C239	Manufacture of non-metallic mineral products, n.e.c.	-	-	-	-
C241	Manufacture of basic iron and steel	-	-	-	-
C242	Manufacture of basic precious and other non-ferrous metals	S	S	S	S
C259	Manufacture of other fabricated metal products; metal working service activities	-	-	-	-
C275	Manufacture of domestic appliances	-	-	-	-
C301	Building of ships and boats	S	S	S	S
C309	Manufacture of transport equipment, n.e.c.	-	-	-	-
C310	Manufacture of furniture	-	-	-	-

Table 12 Number of Establishments and Research and Development (R&D) Personnel by Sex, Expense and Intangible Assets for Manufacturing Establishments by Region and Industry Group: Philippines, 2018

(Values are in thousand PhP, except number of establishments. Details may not add-up to total due to rounding and/or statistical disclosure control.)

Concluded

2009 PSIC Code	Region/ Industry Description	Compensation for R&D Personnel	R&D Expense	Intangible Assets for R&D	
				Capital Expenditures for R & D	Book Value as of 31 December 2018 for R & D
		(5)	(6)	(7)	(8)
C321	Manufacture of jewelry, bijouterie and related articles	-	-	-	-
C324	Manufacture of games and toys	-	-	-	-
C329	Other manufacturing, n.e.c.	-	-	-	-
C331	Repair of fabricated metal products, machinery and equipment	-	-	-	-
	Autonomous Region in Muslim Mindanao	3,338	743	-	-
C104	Manufacture of vegetable and animal oils and fats	S	S	S	S
C106	Manufacture of grain mill products, starches and starch products	933	-	-	-
C107	Manufacture of other food products	181	-	-	-
C108	Manufacture of prepared animal feeds	400	-	-	-
C110	Manufacture of beverages	1,239	743	-	-
C142	Custom tailoring and dressmaking	-	-	-	-
C181	Printing and service activities related to printing	-	-	-	-
C221	Manufacture of rubber products	S	S	S	S
C239	Manufacture of non-metallic mineral products, n.e.c.	585	-	-	-
C251	Manufacture of structural metal products, tanks, reservoirs and steam generators	-	-	-	-
C310	Manufacture of furniture	-	-	-	-

Notes: "-" - zero value

S - suppressed

Source: Philippine Statistics Authority, 2018 Census of Philippine Business and Industry

Table 13 Number of Establishments and Capacity Utilization for Manufacturing Establishments by Region and Industry Group: Philippines, 2018

2009 PSIC Code	Region / Industry Description	Capacity Utilization			
		Total	Below 50%	50% - 59%	60% - 69%
		(1)	(2)	(3)	(4)
	Philippines	26,700	2,022	2,923	4,814
C101	Processing and preserving of meat	277	19	32	39
C102	Processing and preserving of fish, crustaceans and mollusks	264	38	35	52
C103	Processing and preserving of fruits and vegetables	154	9	14	29
C104	Manufacture of vegetable and animal oils and fats	114	11	13	18
C105	Manufacture of dairy products	91	6	9	19
C106	Manufacture of grain mill products, starches and starch products	1,616	167	348	222
C107	Manufacture of other food products	8,003	458	810	1,531
C108	Manufacture of prepared animal feeds	187	11	13	27
C110	Manufacture of beverages	3,547	393	259	440
C120	Manufacture of tobacco products	12	1	-	2
C131	Spinning, weaving and finishing of textiles	123	12	15	20
C139	Manufacture of other textiles	232	23	25	57
C141	Manufacture of wearing apparel, except fur apparel	852	70	72	184
C142	Custom tailoring and dressmaking	758	83	103	151
C143	Manufacture of knitted and crocheted apparel	40	3	5	8
C151	Tanning and dressing of leather; manufacture of luggage and handbags	107	24	8	21
C152	Manufacture of footwear	137	20	12	34
C161	Sawmilling and planing of wood	59	2	6	17
C162	Manufacture of products of wood, cork, straw and plaiting materials	318	18	48	55
C170	Manufacture of paper and paper products	323	19	22	69
C181	Printing and service activities related to printing	2,390	148	371	539
C182	Reproduction of recorded media	4	-	-	3
C192	Manufacture of refined petroleum products	14	-	4	3
C199	Manufacture of other fuel products	3	-	1	-
C201	Manufacture of basic chemicals	188	4	18	24
C202	Manufacture of other chemical products, n.e.c.	348	16	41	69
C203	Manufacture of man-made fibers	S	S	S	S
C210	Manufacture of pharmaceuticals, medicinal chemical and botanical products	112	16	11	20
C221	Manufacture of rubber products	129	7	25	14
C222	Manufacture of plastics products	829	76	52	171
C231	Manufacture of glass and glass products	100	12	14	16
C239	Manufacture of non-metallic mineral products, n.e.c.	828	29	92	125
C241	Manufacture of basic iron and steel	300	16	33	54
C242	Manufacture of basic precious and other non-ferrous metals	23	1	-	3

Continued

Table 13 Number of Establishments and Capacity Utilization for Manufacturing Establishments by Region and Industry Group:
Philippines, 2018*Continued*

2009 PSIC Code	Region / Industry Description	Capacity Utilization			
		Total	Below 50%	50% - 59%	60% - 69%
		(1)	(2)	(3)	(4)
	Philippines	26,700	2,022	2,923	4,814
C243	Casting of metals	59	2	1	10
C251	Manufacture of structural metal products, tanks, reservoirs and steam generators	441	25	46	104
C252	Manufacture of weapons and ammunition	12	-	5	1
C259	Manufacture of other fabricated metal products; metal working service activities	827	92	92	154
C261	Manufacture of electronic components	134	2	6	9
C262	Manufacture of computers and peripheral equipment and accessories	28	2	1	2
C263	Manufacture of communication equipment	13	3	2	1
C264	Manufacture of consumer electronics	25	3	1	-
C265	Manufacture of measuring, testing, navigating and control equipment; watches and clocks	24	-	1	4
C267	Manufacture of optical instruments and photographic equipment	24	1	2	5
C271	Manufacture of electric motors, generators, transformers and electricity distribution and control apparatus	82	7	2	11
C272	Manufacture of batteries and accumulators	6	1	-	3
C273	Manufacture of wiring and wiring devices	49	2	12	2
C274	Manufacture of electric lighting equipment	34	3	1	3
C275	Manufacture of domestic appliances	35	5	5	6
C279	Manufacture of other electrical equipment	34	4	2	-
C281	Manufacture of general purpose machinery	101	6	5	13
C282	Manufacture of special purpose machinery	155	2	31	34
C291	Manufacture of motor vehicles	36	4	6	4
C292	Manufacture of bodies (coachwork) for motor vehicles; manufacture of trailers and semi-trailers	23	-	6	5
C293	Manufacture of parts and accessories for motor vehicles	113	8	6	16
C301	Building of ships and boats	27	5	3	4
C302	Manufacture of railway locomotive and rolling stock	S	S	S	S
C303	Manufacture of air and spacecraft and related machinery	7	2	1	1
C309	Manufacture of transport equipment, n.e.c.	67	-	5	24
C310	Manufacture of furniture	814	44	63	220
C321	Manufacture of jewelry, bijouterie and related articles	96	9	8	14
C322	Manufacture of musical instruments	4	-	-	-
C323	Manufacture of sports goods	17	-	1	1

Table 13 Number of Establishments and Capacity Utilization for Manufacturing Establishments by Region and Industry Group: Philippines, 2018*Continued*

2009 PSIC Code	Region / Industry Description	Capacity Utilization			
		Total	Below 50%	50% - 59%	60% - 69%
		(1)	(2)	(3)	(4)
C324	Manufacture of games and toys	28	1	2	2
C325	Manufacture of medical and dental instruments and supplies	56	2	-	7
C329	Other manufacturing, n.e.c.	199	24	32	26
C331	Repair of fabricated metal products, machinery and equipment	640	50	62	93
C332	Installation of industrial machinery and equipment	5	1	1	1
	National Capital Region	4,259	335	418	1,021
C101	Processing and preserving of meat	31	-	7	3
C102	Processing and preserving of fish, crustaceans and mollusks	28	-	3	8
C103	Processing and preserving of fruits and vegetables	32	1	2	13
C104	Manufacture of vegetable and animal oils and fats	15	2	1	2
C105	Manufacture of dairy products	24	1	-	5
C106	Manufacture of grain mill products, starches and starch products	13	1	5	2
C107	Manufacture of other food products	863	90	58	175
C108	Manufacture of prepared animal feeds	11	-	-	1
C110	Manufacture of beverages	158	3	3	89
C120	Manufacture of tobacco products	4	1	-	-
C131	Spinning, weaving and finishing of textiles	32	3	2	11
C139	Manufacture of other textiles	92	1	15	15
C141	Manufacture of wearing apparel, except fur apparel	307	31	22	71
C142	Custom tailoring and dressmaking	74	2	10	30
C143	Manufacture of knitted and crocheted apparel	21	2	4	2
C151	Tanning and dressing of leather; manufacture of luggage and handbags	31	6	5	9
C152	Manufacture of footwear	59	13	3	15
C161	Sawmilling and planing of wood	5	-	-	1
C162	Manufacture of products of wood, cork, straw and plaiting materials	29	-	3	6
C170	Manufacture of paper and paper products	154	7	14	31
C181	Printing and service activities related to printing	601	47	123	157
C192	Manufacture of refined petroleum products	4	-	3	-
C199	Manufacture of other fuel products	S	S	S	S
C201	Manufacture of basic chemicals	42	2	2	4
C202	Manufacture of other chemical products, n.e.c.	159	9	31	29
C203	Manufacture of man-made fibers	S	S	S	S
C210	Manufacture of pharmaceuticals, medicinal chemical and botanical products	28	-	2	6
C221	Manufacture of rubber products	50	-	16	6

Table 13 Number of Establishments and Capacity Utilization for Manufacturing Establishments by Region and Industry Group:
Philippines, 2018*Continued*

2009 PSIC Code	Region / Industry Description	Capacity Utilization			
		Total	Below 50%	50% - 59%	60% - 69%
		(1)	(2)	(3)	(4)
C222	Manufacture of plastics products	347	32	16	101
C231	Manufacture of glass and glass products	31	11	3	2
C239	Manufacture of non-metallic mineral products, n.e.c.	60	-	2	15
C241	Manufacture of basic iron and steel	79	7	4	14
C242	Manufacture of basic precious and other non-ferrous metals	4	-	-	-
C243	Casting of metals	18	2	1	5
C251	Manufacture of structural metal products, tanks, reservoirs and steam generators	137	12	8	39
C252	Manufacture of weapons and ammunition	4	-	-	1
C259	Manufacture of other fabricated metal products; metal working service activities	166	10	8	39
C261	Manufacture of electronic components	9	-	1	-
C262	Manufacture of computers and peripheral equipment and accessories	S	S	S	S
C264	Manufacture of consumer electronics	6	-	-	-
C265	Manufacture of measuring, testing, navigating and control equipment; watches and clocks	8	-	-	1
C267	Manufacture of optical instruments and photographic equipment	S	S	S	S
C271	Manufacture of electric motors, generators, transformers and electricity distribution and control apparatus	16	1	1	5
C272	Manufacture of batteries and accumulators	S	S	S	S
C273	Manufacture of wiring and wiring devices	18	1	7	1
C274	Manufacture of electric lighting equipment	9	2	-	-
C275	Manufacture of domestic appliances	12	-	1	5
C279	Manufacture of other electrical equipment	6	3	1	-
C281	Manufacture of general purpose machinery	33	4	1	3
C282	Manufacture of special purpose machinery	28	-	3	6
C291	Manufacture of motor vehicles	9	2	3	2
C292	Manufacture of bodies (coachwork) for motor vehicles; manufacture of trailers and semi-trailers	9	-	2	3
C293	Manufacture of parts and accessories for motor vehicles	15	-	1	7
C301	Building of ships and boats	5	-	1	2
C303	Manufacture of air and spacecraft and related machinery	0	-	-	-
C309	Manufacture of transport equipment, n.e.c.	10	-	-	2
C310	Manufacture of furniture	150	7	11	45
C321	Manufacture of jewelry, bijouterie and related articles	10	-	4	3
C322	Manufacture of musical instruments	S	S	S	S

Table 13 Number of Establishments and Capacity Utilization for Manufacturing Establishments by Region and Industry Group:
Philippines, 2018*Continued*

2009 PSIC Code	Region / Industry Description	Capacity Utilization			
		Total	Below 50%	50% - 59%	60% - 69%
		(1)	(2)	(3)	(4)
C323	Manufacture of sports goods	3	-	-	1
C324	Manufacture of games and toys	8	-	1	-
C325	Manufacture of medical and dental instruments and supplies	11	-	-	4
C329	Other manufacturing, n.e.c.	41	1	3	8
C331	Repair of fabricated metal products, machinery and equipment	119	17	3	16
C332	Installation of industrial machinery and equipment	4	1	-	1
	Cordillera Administrative Region	616	23	55	60
C101	Processing and preserving of meat	6	-	-	-
C102	Processing and preserving of fish, crustaceans and mollusks	8	-	-	-
C103	Processing and preserving of fruits and vegetables	6	-	2	-
C105	Manufacture of dairy products	S	S	S	S
C106	Manufacture of grain mill products, starches and starch products	100	12	37	12
C107	Manufacture of other food products	71	-	-	-
C110	Manufacture of beverages	190	-	-	-
C131	Spinning, weaving and finishing of textiles	13	-	1	3
C139	Manufacture of other textiles	6	-	5	-
C141	Manufacture of wearing apparel, except fur apparel	S	S	S	S
C142	Custom tailoring and dressmaking	43	8	-	-
C162	Manufacture of products of wood, cork, straw and plaiting materials	6	2	-	-
C181	Printing and service activities related to printing	75	-	-	15
C201	Manufacture of basic chemicals	3	-	-	-
C221	Manufacture of rubber products	5	-	-	-
C222	Manufacture of plastics products	S	S	S	S
C231	Manufacture of glass and glass products	S	S	S	S
C239	Manufacture of non-metallic mineral products, n.e.c.	23	-	3	7
C241	Manufacture of basic iron and steel	5	-	-	-
C251	Manufacture of structural metal products, tanks, reservoirs and steam generators	10	-	-	-
C259	Manufacture of other fabricated metal products; metal working service activities	19	-	6	6
C261	Manufacture of electronic components	S	S	S	S
C303	Manufacture of air and spacecraft and related machinery	S	S	S	S
C310	Manufacture of furniture	17	-	-	16
C321	Manufacture of jewelry, bijouterie and related articles	S	S	S	S
	I - Ilocos Region	878	118	102	71
C101	Processing and preserving of meat	11	4	-	-

Table 13 Number of Establishments and Capacity Utilization for Manufacturing Establishments by Region and Industry Group:
Philippines, 2018*Continued*

2009 PSIC Code	Region / Industry Description	Capacity Utilization			
		Total	Below 50%	50% - 59%	60% - 69%
		(1)	(2)	(3)	(4)
C102	Processing and preserving of fish, crustaceans and mollusks	33	8	12	7
C103	Processing and preserving of fruits and vegetables	3	-	1	-
C105	Manufacture of dairy products	S	S	S	S
C106	Manufacture of grain mill products, starches and starch products	71	12	-	1
C107	Manufacture of other food products	288	4	57	3
C108	Manufacture of prepared animal feeds	3	-	-	-
C110	Manufacture of beverages	136	41	-	-
C120	Manufacture of tobacco products	S	S	S	S
C131	Spinning, weaving and finishing of textiles	5	-	-	2
C141	Manufacture of wearing apparel, except fur apparel	5	4	-	-
C142	Custom tailoring and dressmaking	42	-	-	8
C152	Manufacture of footwear	6	-	3	-
C162	Manufacture of products of wood, cork, straw and plaiting materials	13	-	2	4
C170	Manufacture of paper and paper products	9	-	-	9
C181	Printing and service activities related to printing	112	31	7	15
C201	Manufacture of basic chemicals	6	-	-	1
C210	Manufacture of pharmaceuticals, medicinal chemical and botanical products	S	S	S	S
C221	Manufacture of rubber products	S	S	S	S
C231	Manufacture of glass and glass products	4	-	-	-
C239	Manufacture of non-metallic mineral products, n.e.c.	45	-	7	13
C241	Manufacture of basic iron and steel	7	3	-	1
C251	Manufacture of structural metal products, tanks, reservoirs and steam generators	11	-	1	-
C259	Manufacture of other fabricated metal products; metal working service activities	16	6	3	-
C273	Manufacture of wiring and wiring devices	S	S	S	S
C282	Manufacture of special purpose machinery	S	S	S	S
C292	Manufacture of bodies (coachwork) for motor vehicles; manufacture of trailers and semi-trailers	3	-	-	-
C293	Manufacture of parts and accessories for motor vehicles	3	3	-	-
C309	Manufacture of transport equipment, n.e.c.	13	-	-	6
C321	Manufacture of jewelry, bijouterie and related articles	S	S	S	S
C324	Manufacture of games and toys	S	S	S	S
C329	Other manufacturing, n.e.c.	6	-	4	-
C331	Repair of fabricated metal products, machinery and equipment	17	-	5	-

Table 13 Number of Establishments and Capacity Utilization for Manufacturing Establishments by Region and Industry Group: Philippines, 2018*Continued*

2009 PSIC Code	Region / Industry Description	Capacity Utilization			
		Total	Below 50%	50% - 59%	60% - 69%
		(1)	(2)	(3)	(4)
	II - Cagayan Valley	1,112	33	198	130
C101	Processing and preserving of meat	6	-	3	-
C102	Processing and preserving of fish, crustaceans and mollusks	4	-	2	2
C103	Processing and preserving of fruits and vegetables	8	-	-	3
C104	Manufacture of vegetable and animal oils and fats	S	S	S	S
C105	Manufacture of dairy products	4	-	-	1
C106	Manufacture of grain mill products, starches and starch products	175	12	32	1
C107	Manufacture of other food products	382	1	70	61
C108	Manufacture of prepared animal feeds	7	-	1	3
C110	Manufacture of beverages	208	-	41	-
C120	Manufacture of tobacco products	0	-	-	-
C131	Spinning, weaving and finishing of textiles	3	-	-	-
C139	Manufacture of other textiles	4	-	-	-
C142	Custom tailoring and dressmaking	34	8	8	5
C151	Tanning and dressing of leather; manufacture of luggage and handbags	3	-	-	-
C162	Manufacture of products of wood, cork, straw and plaiting materials	8	4	-	-
C181	Printing and service activities related to printing	122	-	30	16
C182	Reproduction of recorded media	3	-	-	3
C199	Manufacture of other fuel products	S	S	S	S
C201	Manufacture of basic chemicals	S	S	S	S
C222	Manufacture of plastics products	6	-	-	-
C239	Manufacture of non-metallic mineral products, n.e.c.	25	-	1	-
C241	Manufacture of basic iron and steel	9	-	5	5
C251	Manufacture of structural metal products, tanks, reservoirs and steam generators	12	-	-	12
C252	Manufacture of weapons and ammunition	S	S	S	S
C259	Manufacture of other fabricated metal products; metal working service activities	32	6	-	13
C279	Manufacture of other electrical equipment	3	-	-	-
C282	Manufacture of special purpose machinery	3	-	-	-
C310	Manufacture of furniture	21	-	-	-
C321	Manufacture of jewelry, bijouterie and related articles	5	-	-	5
C329	Other manufacturing, n.e.c.	S	S	S	S
C331	Repair of fabricated metal products, machinery and equipment	17	-	-	-
	III - Central Luzon	3,246	308	255	970
C101	Processing and preserving of meat	69	2	7	16

Table 13 Number of Establishments and Capacity Utilization for Manufacturing Establishments by Region and Industry Group:
Philippines, 2018*Continued*

2009 PSIC Code	Region / Industry Description	Capacity Utilization			
		Total	Below 50%	50% - 59%	60% - 69%
		(1)	(2)	(3)	(4)
C102	Processing and preserving of fish, crustaceans and mollusks	27	3	3	11
C103	Processing and preserving of fruits and vegetables	31	1	-	6
C104	Manufacture of vegetable and animal oils and fats	4	2	-	-
C105	Manufacture of dairy products	10	1	-	5
C106	Manufacture of grain mill products, starches and starch products	229	16	35	72
C107	Manufacture of other food products	1,022	139	26	418
C108	Manufacture of prepared animal feeds	51	-	8	10
C110	Manufacture of beverages	316	49	1	83
C120	Manufacture of tobacco products	S	S	S	S
C131	Spinning, weaving and finishing of textiles	20	1	8	-
C139	Manufacture of other textiles	40	7	1	16
C141	Manufacture of wearing apparel, except fur apparel	148	9	26	47
C142	Custom tailoring and dressmaking	60	-	16	31
C143	Manufacture of knitted and crocheted apparel	3	-	1	1
C151	Tanning and dressing of leather; manufacture of luggage and handbags	41	4	3	12
C152	Manufacture of footwear	10	1	1	-
C161	Sawmilling and planing of wood	S	S	S	S
C162	Manufacture of products of wood, cork, straw and plaiting materials	54	6	4	11
C170	Manufacture of paper and paper products	29	1	2	5
C181	Printing and service activities related to printing	148	16	15	26
C192	Manufacture of refined petroleum products	S	S	S	S
C201	Manufacture of basic chemicals	21	1	4	1
C202	Manufacture of other chemical products, n.e.c.	35	-	3	10
C210	Manufacture of pharmaceuticals, medicinal chemical and botanical products	21	6	3	3
C221	Manufacture of rubber products	14	3	5	-
C222	Manufacture of plastics products	114	11	8	18
C231	Manufacture of glass and glass products	12	-	4	1
C239	Manufacture of non-metallic mineral products, n.e.c.	133	5	12	9
C241	Manufacture of basic iron and steel	43	-	7	5
C242	Manufacture of basic precious and other non-ferrous metals	4	-	-	1
C243	Casting of metals	7	-	-	2
C251	Manufacture of structural metal products, tanks, reservoirs and steam generators	58	-	-	18
C259	Manufacture of other fabricated metal products; metal working service activities	80	-	3	14
C261	Manufacture of electronic components	14	-	4	-

Table 13 Number of Establishments and Capacity Utilization for Manufacturing Establishments by Region and Industry Group:
Philippines, 2018*Continued*

2009 PSIC Code	Region / Industry Description	Capacity Utilization			
		Total	Below 50%	50% - 59%	60% - 69%
		(1)	(2)	(3)	(4)
C262	Manufacture of computers and peripheral equipment and accessories	5	-	1	2
C263	Manufacture of communication equipment	S	S	S	S
C264	Manufacture of consumer electronics	3	-	1	-
C265	Manufacture of measuring, testing, navigating and control equipment; watches and clocks	3	-	-	1
C271	Manufacture of electric motors, generators, transformers and electricity distribution and control apparatus	10	-	-	-
C272	Manufacture of batteries and accumulators	S	S	S	S
C273	Manufacture of wiring and wiring devices	9	-	4	-
C274	Manufacture of electric lighting equipment	7	-	-	1
C275	Manufacture of domestic appliances	3	-	-	-
C279	Manufacture of other electrical equipment	10	-	1	-
C281	Manufacture of general purpose machinery	13	-	1	3
C282	Manufacture of special purpose machinery	15	-	5	3
C291	Manufacture of motor vehicles	3	-	-	-
C292	Manufacture of bodies (coachwork) for motor vehicles; manufacture of trailers and semi-trailers	S	S	S	S
C293	Manufacture of parts and accessories for motor vehicles	9	-	-	-
C301	Building of ships and boats	S	S	S	S
C303	Manufacture of air and spacecraft and related machinery	5	2	1	-
C309	Manufacture of transport equipment, n.e.c.	13	-	4	8
C310	Manufacture of furniture	120	6	12	59
C321	Manufacture of jewelry, bijouterie and related articles	15	-	2	-
C322	Manufacture of musical instruments	S	S	S	S
C323	Manufacture of sports goods	3	-	-	-
C324	Manufacture of games and toys	8	-	1	-
C325	Manufacture of medical and dental instruments and supplies	9	1	-	3
C329	Other manufacturing, n.e.c.	42	6	6	13
C331	Repair of fabricated metal products, machinery and equipment	61	7	6	21
C332	Installation of industrial machinery and equipment	S	S	S	S
	IVA - CALABARZON	3,622	231	334	473
C101	Processing and preserving of meat	39	4	3	7
C102	Processing and preserving of fish, crustaceans and mollusks	11	3	1	3

Table 13 Number of Establishments and Capacity Utilization for Manufacturing Establishments by Region and Industry Group:
Philippines, 2018*Continued*

2009 PSIC Code	Region / Industry Description	Capacity Utilization			
		Total	Below 50%	50% - 59%	60% - 69%
		(1)	(2)	(3)	(4)
C103	Processing and preserving of fruits and vegetables	16	1	4	2
C104	Manufacture of vegetable and animal oils and fats	28	2	6	2
C105	Manufacture of dairy products	9	2	-	-
C106	Manufacture of grain mill products, starches and starch products	89	-	18	6
C107	Manufacture of other food products	630	45	14	78
C108	Manufacture of prepared animal feeds	67	6	4	2
C110	Manufacture of beverages	233	-	43	43
C120	Manufacture of tobacco products	S	S	S	S
C131	Spinning, weaving and finishing of textiles	10	1	1	1
C139	Manufacture of other textiles	32	3	2	13
C141	Manufacture of wearing apparel, except fur apparel	235	21	17	26
C142	Custom tailoring and dressmaking	80	8	10	14
C143	Manufacture of knitted and crocheted apparel	16	1	-	5
C151	Tanning and dressing of leather; manufacture of luggage and handbags	24	11	-	-
C152	Manufacture of footwear	33	3	1	10
C161	Sawmilling and planing of wood	S	S	S	S
C162	Manufacture of products of wood, cork, straw and plaiting materials	64	5	8	7
C170	Manufacture of paper and paper products	76	9	2	9
C181	Printing and service activities related to printing	191	1	57	35
C182	Reproduction of recorded media	S	S	S	S
C192	Manufacture of refined petroleum products	S	S	S	S
C199	Manufacture of other fuel products	S	S	S	S
C201	Manufacture of basic chemicals	31	1	1	1
C202	Manufacture of other chemical products, n.e.c.	89	6	7	7
C210	Manufacture of pharmaceuticals, medicinal chemical and botanical products	32	4	2	2
C221	Manufacture of rubber products	35	1	4	4
C222	Manufacture of plastics products	180	16	10	22
C231	Manufacture of glass and glass products	18	1	-	4
C239	Manufacture of non-metallic mineral products, n.e.c.	115	1	21	21
C241	Manufacture of basic iron and steel	58	3	5	9
C242	Manufacture of basic precious and other non-ferrous metals	8	1	-	2
C243	Casting of metals	16	-	-	1
C251	Manufacture of structural metal products, tanks, reservoirs and steam generators	108	13	20	18
C252	Manufacture of weapons and ammunition	S	S	S	S

Table 13 Number of Establishments and Capacity Utilization for Manufacturing Establishments by Region and Industry Group: Philippines, 2018*Continued*

2009 PSIC Code	Region / Industry Description	Capacity Utilization			
		Total	Below 50%	50% - 59%	60% - 69%
		(1)	(2)	(3)	(4)
C259	Manufacture of other fabricated metal products; metal working service activities	222	3	27	22
C261	Manufacture of electronic components	99	2	1	8
C262	Manufacture of computers and peripheral equipment and accessories	20	2	-	-
C263	Manufacture of communication equipment	10	2	2	1
C264	Manufacture of consumer electronics	12	3	-	-
C265	Manufacture of measuring, testing, navigating and control equipment; watches and clocks	5	-	-	-
C267	Manufacture of optical instruments and photographic equipment	9	-	1	3
C271	Manufacture of electric motors, generators, transformers and electricity distribution and control apparatus	45	6	1	1
C272	Manufacture of batteries and accumulators	S	S	S	S
C273	Manufacture of wiring and wiring devices	20	1	2	1
C274	Manufacture of electric lighting equipment	15	1	1	2
C275	Manufacture of domestic appliances	12	5	1	-
C279	Manufacture of other electrical equipment	14	1	-	-
C281	Manufacture of general purpose machinery	41	2	-	2
C282	Manufacture of special purpose machinery	73	2	3	18
C291	Manufacture of motor vehicles	11	2	-	-
C292	Manufacture of bodies (coachwork) for motor vehicles; manufacture of trailers and semi-trailers	10	-	5	2
C293	Manufacture of parts and accessories for motor vehicles	71	5	5	2
C301	Building of ships and boats	5	1	-	-
C302	Manufacture of railway locomotive and rolling stock	S	S	S	S
C303	Manufacture of air and spacecraft and related machinery	S	S	S	S
C309	Manufacture of transport equipment, n.e.c.	21	-	1	8
C310	Manufacture of furniture	133	7	8	24
C321	Manufacture of jewelry, bijouterie and related articles	4	-	-	1
C322	Manufacture of musical instruments	S	S	S	S
C323	Manufacture of sports goods	8	-	1	-
C324	Manufacture of games and toys	6	1	-	1
C325	Manufacture of medical and dental instruments and supplies	21	1	-	-
C329	Other manufacturing, n.e.c.	17	3	-	2
C331	Repair of fabricated metal products, machinery and equipment	133	7	13	21
C332	Installation of industrial machinery and equipment	0	-	-	-

Table 13 Number of Establishments and Capacity Utilization for Manufacturing Establishments by Region and Industry Group:
Philippines, 2018*Continued*

2009 PSIC Code	Region / Industry Description	Capacity Utilization			
		Total	Below 50%	50% - 59%	60% - 69%
		(1)	(2)	(3)	(4)
	MIMAROPA	1,109	60	55	94
C101	Processing and preserving of meat	3	-	-	3
C102	Processing and preserving of fish, crustaceans and mollusks	S	S	S	S
C103	Processing and preserving of fruits and vegetables	S	S	S	S
C104	Manufacture of vegetable and animal oils and fats	6	-	-	3
C105	Manufacture of dairy products	4	-	4	-
C106	Manufacture of grain mill products, starches and starch products	98	12	13	18
C107	Manufacture of other food products	432	16	8	17
C110	Manufacture of beverages	289	-	-	-
C131	Spinning, weaving and finishing of textiles	3	1	-	-
C141	Manufacture of wearing apparel, except fur apparel	8	-	-	8
C142	Custom tailoring and dressmaking	22	-	-	-
C151	Tanning and dressing of leather; manufacture of luggage and handbags	3	3	-	-
C161	Sawmilling and planing of wood	4	-	2	-
C162	Manufacture of products of wood, cork, straw and plaiting materials	13	-	-	-
C181	Printing and service activities related to printing	123	15	15	16
C201	Manufacture of basic chemicals	3	-	-	3
C202	Manufacture of other chemical products, n.e.c.	S	S	S	S
C210	Manufacture of pharmaceuticals, medicinal chemical and botanical products	S	S	S	S
C222	Manufacture of plastics products	6	6	-	-
C239	Manufacture of non-metallic mineral products, n.e.c.	37	7	1	7
C241	Manufacture of basic iron and steel	3	-	3	-
C242	Manufacture of basic precious and other non-ferrous metals	0	-	-	-
C259	Manufacture of other fabricated metal products; metal working service activities	19	-	6	-
C282	Manufacture of special purpose machinery	S	S	S	S
C310	Manufacture of furniture	21	-	-	21
C331	Repair of fabricated metal products, machinery and equipment	5	-	-	-
	V - Bicol	1,225	62	169	293
C101	Processing and preserving of meat	11	3	2	-
C102	Processing and preserving of fish, crustaceans and mollusks	28	4	6	3
C103	Processing and preserving of fruits and vegetables	5	-	-	-

Table 13 Number of Establishments and Capacity Utilization for Manufacturing Establishments by Region and Industry Group: Philippines, 2018*Continued*

2009 PSIC Code	Region / Industry Description	Capacity Utilization			
		Total	Below 50%	50% - 59%	60% - 69%
		(1)	(2)	(3)	(4)
C104	Manufacture of vegetable and animal oils and fats	6	-	4	-
C105	Manufacture of dairy products	6	1	-	-
C106	Manufacture of grain mill products, starches and starch products	67	-	12	12
C107	Manufacture of other food products	534	2	64	129
C108	Manufacture of prepared animal feeds	4	-	-	1
C110	Manufacture of beverages	208	41	-	41
C120	Manufacture of tobacco products	S	S	S	S
C131	Spinning, weaving and finishing of textiles	6	-	-	-
C139	Manufacture of other textiles	10	5	-	2
C141	Manufacture of wearing apparel, except fur apparel	19	-	-	4
C142	Custom tailoring and dressmaking	47	-	8	16
C151	Tanning and dressing of leather; manufacture of luggage and handbags	3	-	-	-
C152	Manufacture of footwear	4	-	-	3
C162	Manufacture of products of wood, cork, straw and plaiting materials	31	-	4	15
C170	Manufacture of paper and paper products	5	1	4	-
C181	Printing and service activities related to printing	78	-	29	16
C201	Manufacture of basic chemicals	3	-	3	-
C210	Manufacture of pharmaceuticals, medicinal chemical and botanical products	5	5	-	-
C231	Manufacture of glass and glass products	S	S	S	S
C239	Manufacture of non-metallic mineral products, n.e.c.	18	-	-	6
C241	Manufacture of basic iron and steel	7	-	5	-
C242	Manufacture of basic precious and other non-ferrous metals	S	S	S	S
C251	Manufacture of structural metal products, tanks, reservoirs and steam generators	17	-	11	-
C259	Manufacture of other fabricated metal products; metal working service activities	31	-	6	12
C281	Manufacture of general purpose machinery	4	-	-	4
C282	Manufacture of special purpose machinery	3	-	-	2
C293	Manufacture of parts and accessories for motor vehicles	3	-	-	3
C310	Manufacture of furniture	12	-	-	12
C329	Other manufacturing, n.e.c.	19	-	10	2
C331	Repair of fabricated metal products, machinery and equipment	29	-	-	7
	VI - Western Visayas	1,323	177	201	162
C101	Processing and preserving of meat	16	-	-	1

Table 13 Number of Establishments and Capacity Utilization for Manufacturing Establishments by Region and Industry Group:
Philippines, 2018*Continued*

2009 PSIC Code	Region / Industry Description	Capacity Utilization			
		Total	Below 50%	50% - 59%	60% - 69%
		(1)	(2)	(3)	(4)
C102	Processing and preserving of fish, crustaceans and mollusks	28	4	3	-
C103	Processing and preserving of fruits and vegetables	S	S	S	S
C104	Manufacture of vegetable and animal oils and fats	3	-	-	-
C105	Manufacture of dairy products	5	-	-	2
C106	Manufacture of grain mill products, starches and starch products	94	37	26	1
C107	Manufacture of other food products	380	14	142	70
C108	Manufacture of prepared animal feeds	3	-	-	-
C110	Manufacture of beverages	281	83	4	1
C131	Spinning, weaving and finishing of textiles	14	-	-	2
C139	Manufacture of other textiles	4	-	-	-
C141	Manufacture of wearing apparel, except fur apparel	17	-	-	7
C142	Custom tailoring and dressmaking	63	8	1	16
C161	Sawmilling and planing of wood	3	1	-	-
C162	Manufacture of products of wood, cork, straw and plaiting materials	14	1	11	-
C181	Printing and service activities related to printing	130	-	-	31
C192	Manufacture of refined petroleum products	S	S	S	S
C201	Manufacture of basic chemicals	9	-	-	1
C202	Manufacture of other chemical products, n.e.c.	S	S	S	S
C210	Manufacture of pharmaceuticals, medicinal chemical and botanical products	7	-	-	2
C221	Manufacture of rubber products	3	3	-	-
C222	Manufacture of plastics products	21	-	-	1
C231	Manufacture of glass and glass products	4	-	-	-
C239	Manufacture of non-metallic mineral products, n.e.c.	99	6	8	13
C241	Manufacture of basic iron and steel	14	-	5	-
C243	Casting of metals	5	-	-	-
C251	Manufacture of structural metal products, tanks, reservoirs and steam generators	17	-	-	6
C259	Manufacture of other fabricated metal products; metal working service activities	33	20	-	-
C265	Manufacture of measuring, testing, navigating and control equipment; watches and clocks	S	S	S	S
C267	Manufacture of optical instruments and photographic equipment	S	S	S	S
C282	Manufacture of special purpose machinery	3	-	-	2
C293	Manufacture of parts and accessories for motor vehicles	3	-	-	-
C310	Manufacture of furniture	12	-	1	1

Table 13 Number of Establishments and Capacity Utilization for Manufacturing Establishments by Region and Industry Group: Philippines, 2018*Continued*

2009 PSIC Code	Region / Industry Description	Capacity Utilization			
		Total	Below 50%	50% - 59%	60% - 69%
		(1)	(2)	(3)	(4)
C321	Manufacture of jewelry, bijouterie and related articles	5	-	-	-
C329	Other manufacturing, n.e.c.	11	-	-	-
C331	Repair of fabricated metal products, machinery and equipment	16	-	-	1
VII - Central Visayas		2,027	99	206	230
C101	Processing and preserving of meat	25	-	2	-
C102	Processing and preserving of fish, crustaceans and mollusks	34	5	3	-
C103	Processing and preserving of fruits and vegetables	19	3	2	1
C104	Manufacture of vegetable and animal oils and fats	11	2	-	4
C105	Manufacture of dairy products	6	-	2	1
C106	Manufacture of grain mill products, starches and starch products	58	12	14	-
C107	Manufacture of other food products	504	10	82	31
C108	Manufacture of prepared animal feeds	15	1	-	-
C110	Manufacture of beverages	245	11	44	54
C131	Spinning, weaving and finishing of textiles	4	-	-	-
C139	Manufacture of other textiles	12	1	-	2
C141	Manufacture of wearing apparel, except fur apparel	53	1	2	2
C142	Custom tailoring and dressmaking	50	16	8	-
C151	Tanning and dressing of leather; manufacture of luggage and handbags	S	S	S	S
C152	Manufacture of footwear	16	3	2	4
C161	Sawmilling and planing of wood	8	1	-	1
C162	Manufacture of products of wood, cork, straw and plaiting materials	14	-	-	1
C170	Manufacture of paper and paper products	18	-	-	3
C181	Printing and service activities related to printing	246	-	16	45
C201	Manufacture of basic chemicals	18	-	-	3
C202	Manufacture of other chemical products, n.e.c.	36	-	-	6
C210	Manufacture of pharmaceuticals, medicinal chemical and botanical products	4	-	-	-
C221	Manufacture of rubber products	7	-	1	1
C222	Manufacture of plastics products	71	5	8	8
C231	Manufacture of glass and glass products	7	-	-	-
C239	Manufacture of non-metallic mineral products, n.e.c.	44	1	1	9
C241	Manufacture of basic iron and steel	29	2	-	5
C242	Manufacture of basic precious and other non-ferrous metals	S	S	S	S
C243	Casting of metals	8	-	-	-

Table 13 Number of Establishments and Capacity Utilization for Manufacturing Establishments by Region and Industry Group:
Philippines, 2018*Continued*

2009 PSIC Code	Region / Industry Description	Capacity Utilization			
		Total	Below 50%	50% - 59%	60% - 69%
		(1)	(2)	(3)	(4)
C251	Manufacture of structural metal products, tanks, reservoirs and steam generators	10	-	-	1
C252	Manufacture of weapons and ammunition	S	S	S	S
C259	Manufacture of other fabricated metal products; metal working service activities	49	7	8	10
C261	Manufacture of electronic components	10	-	-	1
C262	Manufacture of computers and peripheral equipment and accessories	S	S	S	S
C263	Manufacture of communication equipment	S	S	S	S
C264	Manufacture of consumer electronics	3	-	-	-
C265	Manufacture of measuring, testing, navigating and control equipment; watches and clocks	5	-	1	1
C267	Manufacture of optical instruments and photographic equipment	12	1	1	2
C271	Manufacture of electric motors, generators, transformers and electricity distribution and control apparatus	7	-	-	1
C273	Manufacture of wiring and wiring devices	S	S	S	S
C274	Manufacture of electric lighting equipment	4	-	-	-
C275	Manufacture of domestic appliances	S	S	S	S
C279	Manufacture of other electrical equipment	S	S	S	S
C281	Manufacture of general purpose machinery	5	-	-	-
C282	Manufacture of special purpose machinery	5	-	3	-
C291	Manufacture of motor vehicles	9	-	-	1
C293	Manufacture of parts and accessories for motor vehicles	8	-	-	1
C301	Building of ships and boats	11	2	-	1
C309	Manufacture of transport equipment, n.e.c.	3	-	-	-
C310	Manufacture of furniture	173	8	3	24
C321	Manufacture of jewelry, bijouterie and related articles	34	-	-	5
C322	Manufacture of musical instruments	S	S	S	S
C323	Manufacture of sports goods	S	S	S	S
C324	Manufacture of games and toys	S	S	S	S
C325	Manufacture of medical and dental instruments and supplies	15	-	-	-
C329	Other manufacturing, n.e.c.	24	-	1	1
C331	Repair of fabricated metal products, machinery and equipment	60	7	1	-
	VIII - Eastern Visayas	1,281	98	67	225
C101	Processing and preserving of meat	S	S	S	S
C102	Processing and preserving of fish, crustaceans and mollusks	7	-	-	6

Table 13 Number of Establishments and Capacity Utilization for Manufacturing Establishments by Region and Industry Group: Philippines, 2018*Continued*

2009 PSIC Code	Region / Industry Description	Capacity Utilization			
		Total	Below 50%	50% - 59%	60% - 69%
		(1)	(2)	(3)	(4)
C103	Processing and preserving of fruits and vegetables	5	-	-	-
C104	Manufacture of vegetable and animal oils and fats	5	1	-	-
C105	Manufacture of dairy products	S	S	S	S
C106	Manufacture of grain mill products, starches and starch products	99	1	11	18
C107	Manufacture of other food products	560	-	-	116
C110	Manufacture of beverages	323	41	41	43
C131	Spinning, weaving and finishing of textiles	4	1	3	-
C139	Manufacture of other textiles	S	S	S	S
C141	Manufacture of wearing apparel, except fur apparel	8	-	-	-
C142	Custom tailoring and dressmaking	34	-	-	9
C162	Manufacture of products of wood, cork, straw and plaiting materials	13	-	-	4
C170	Manufacture of paper and paper products	7	-	-	5
C181	Printing and service activities related to printing	76	22	-	7
C201	Manufacture of basic chemicals	6	-	-	-
C210	Manufacture of pharmaceuticals, medicinal chemical and botanical products	S	S	S	S
C222	Manufacture of plastics products	9	-	3	-
C231	Manufacture of glass and glass products	6	-	2	4
C239	Manufacture of non-metallic mineral products, n.e.c.	38	-	-	-
C241	Manufacture of basic iron and steel	3	-	-	3
C242	Manufacture of basic precious and other non-ferrous metals	S	S	S	S
C243	Casting of metals	S	S	S	S
C251	Manufacture of structural metal products, tanks, reservoirs and steam generators	5	-	-	-
C259	Manufacture of other fabricated metal products; metal working service activities	38	19	6	6
C273	Manufacture of wiring and wiring devices	S	S	S	S
C282	Manufacture of special purpose machinery	S	S	S	S
C310	Manufacture of furniture	4	-	-	-
C321	Manufacture of jewelry, bijouterie and related articles	5	5	-	-
C329	Other manufacturing, n.e.c.	12	7	-	-
C331	Repair of fabricated metal products, machinery and equipment	6	-	-	1
IX - Zamboanga Peninsula		1,246	80	73	217
C101	Processing and preserving of meat	11	3	-	-
C102	Processing and preserving of fish, crustaceans and mollusks	25	5	1	4

Table 13 Number of Establishments and Capacity Utilization for Manufacturing Establishments by Region and Industry Group:
Philippines, 2018*Continued*

2009 PSIC Code	Region / Industry Description	Capacity Utilization			
		Total	Below 50%	50% - 59%	60% - 69%
		(1)	(2)	(3)	(4)
C104	Manufacture of vegetable and animal oils and fats	4	-	-	-
C105	Manufacture of dairy products	4	-	-	2
C106	Manufacture of grain mill products, starches and starch products	121	-	37	31
C107	Manufacture of other food products	648	57	12	117
C108	Manufacture of prepared animal feeds	S	S	S	S
C110	Manufacture of beverages	151	-	-	-
C139	Manufacture of other textiles	S	S	S	S
C142	Custom tailoring and dressmaking	37	8	9	-
C161	Sawmilling and planing of wood	4	-	-	-
C162	Manufacture of products of wood, cork, straw and plaiting materials	S	S	S	S
C181	Printing and service activities related to printing	81	-	-	22
C221	Manufacture of rubber products	5	-	-	2
C222	Manufacture of plastics products	8	-	-	-
C231	Manufacture of glass and glass products	4	-	2	2
C239	Manufacture of non-metallic mineral products, n.e.c.	36	-	7	7
C241	Manufacture of basic iron and steel	5	-	-	-
C251	Manufacture of structural metal products, tanks, reservoirs and steam generators	12	-	-	-
C259	Manufacture of other fabricated metal products; metal working service activities	23	6	-	8
C310	Manufacture of furniture	26	-	4	17
C321	Manufacture of jewelry, bijouterie and related articles	S	S	S	S
C329	Other manufacturing, n.e.c.	S	S	S	S
C331	Repair of fabricated metal products, machinery and equipment	35	1	-	5
	X - Northern Mindanao	1,031	20	192	298
C101	Processing and preserving of meat	22	-	6	8
C102	Processing and preserving of fish, crustaceans and mollusks	S	S	S	S
C103	Processing and preserving of fruits and vegetables	11	-	2	3
C104	Manufacture of vegetable and animal oils and fats	7	-	2	3
C105	Manufacture of dairy products	6	-	-	1
C106	Manufacture of grain mill products, starches and starch products	35	-	1	8
C107	Manufacture of other food products	396	-	126	162
C108	Manufacture of prepared animal feeds	7	-	-	4
C110	Manufacture of beverages	137	-	-	-
C131	Spinning, weaving and finishing of textiles	3	-	-	-
C139	Manufacture of other textiles	5	4	-	1
C141	Manufacture of wearing apparel, except fur apparel	10	-	-	9
C142	Custom tailoring and dressmaking	35	-	8	-

Table 13 Number of Establishments and Capacity Utilization for Manufacturing Establishments by Region and Industry Group: Philippines, 2018*Continued*

2009 PSIC Code	Region / Industry Description	Capacity Utilization			
		Total	Below 50%	50% - 59%	60% - 69%
		(1)	(2)	(3)	(4)
C152	Manufacture of footwear	4	-	-	-
C161	Sawmilling and planing of wood	15	-	3	7
C162	Manufacture of products of wood, cork, straw and plaiting materials	10	-	1	2
C170	Manufacture of paper and paper products	6	-	-	1
C181	Printing and service activities related to printing	92	15	2	37
C192	Manufacture of refined petroleum products	3	-	-	2
C201	Manufacture of basic chemicals	11	-	-	4
C202	Manufacture of other chemical products, n.e.c.	4	-	-	3
C210	Manufacture of pharmaceuticals, medicinal chemical and botanical products	S	S	S	S
C221	Manufacture of rubber products	S	S	S	S
C222	Manufacture of plastics products	22	-	6	6
C231	Manufacture of glass and glass products	S	S	S	S
C239	Manufacture of non-metallic mineral products, n.e.c.	38	-	7	7
C241	Manufacture of basic iron and steel	10	1	-	5
C243	Casting of metals	3	-	-	3
C251	Manufacture of structural metal products, tanks, reservoirs and steam generators	14	-	-	2
C259	Manufacture of other fabricated metal products; metal working service activities	17	-	-	10
C264	Manufacture of consumer electronics	S	S	S	S
C271	Manufacture of electric motors, generators, transformers and electricity distribution and control apparatus	S	S	S	S
C281	Manufacture of general purpose machinery	S	S	S	S
C282	Manufacture of special purpose machinery	S	S	S	S
C291	Manufacture of motor vehicles	3	-	3	-
C293	Manufacture of parts and accessories for motor vehicles	3	-	-	3
C310	Manufacture of furniture	39	-	-	-
C321	Manufacture of jewelry, bijouterie and related articles	S	S	S	S
C324	Manufacture of games and toys	S	S	S	S
C329	Other manufacturing, n.e.c.	S	S	S	S
C331	Repair of fabricated metal products, machinery and equipment	49	-	25	3
	XI - Davao	1,423	72	247	254
C101	Processing and preserving of meat	13	1	2	-
C102	Processing and preserving of fish, crustaceans and mollusks	5	-	-	3
C103	Processing and preserving of fruits and vegetables	12	-	3	1

Table 13 Number of Establishments and Capacity Utilization for Manufacturing Establishments by Region and Industry Group:
Philippines, 2018*Continued*

2009 PSIC Code	Region / Industry Description	Capacity Utilization			
		Total	Below 50%	50% - 59%	60% - 69%
		(1)	(2)	(3)	(4)
C104	Manufacture of vegetable and animal oils and fats	15	1	-	1
C105	Manufacture of dairy products	5	1	4	-
C106	Manufacture of grain mill products, starches and starch products	131	12	39	25
C107	Manufacture of other food products	411	6	72	82
C108	Manufacture of prepared animal feeds	7	-	-	-
C110	Manufacture of beverages	254	41	-	2
C120	Manufacture of tobacco products	S	S	S	S
C139	Manufacture of other textiles	19	-	2	6
C141	Manufacture of wearing apparel, except fur apparel	23	-	-	9
C142	Custom tailoring and dressmaking	41	-	1	21
C152	Manufacture of footwear	5	-	3	3
C161	Sawmilling and planing of wood	3	-	1	1
C162	Manufacture of products of wood, cork, straw and plaiting materials	30	-	14	4
C170	Manufacture of paper and paper products	15	1	-	2
C181	Printing and service activities related to printing	123	-	30	16
C192	Manufacture of refined petroleum products	S	S	S	S
C201	Manufacture of basic chemicals	22	-	7	7
C202	Manufacture of other chemical products, n.e.c.	8	-	-	1
C210	Manufacture of pharmaceuticals, medicinal chemical and botanical products	8	-	2	6
C221	Manufacture of rubber products	4	-	-	1
C222	Manufacture of plastics products	42	7	1	15
C231	Manufacture of glass and glass products	4	-	-	2
C239	Manufacture of non-metallic mineral products, n.e.c.	46	-	12	14
C241	Manufacture of basic iron and steel	11	-	-	5
C242	Manufacture of basic precious and other non-ferrous metals	S	S	S	S
C243	Casting of metals	S	S	S	S
C251	Manufacture of structural metal products, tanks, reservoirs and steam generators	15	-	1	4
C252	Manufacture of weapons and ammunition	S	S	S	S
C259	Manufacture of other fabricated metal products; metal working service activities	10	-	-	1
C265	Manufacture of measuring, testing, navigating and control equipment; watches and clocks	S	S	S	S
C271	Manufacture of electric motors, generators, transformers and electricity distribution and control apparatus	S	S	S	S
C275	Manufacture of domestic appliances	3	-	-	-
C281	Manufacture of general purpose machinery	4	-	3	1

Table 13 Number of Establishments and Capacity Utilization for Manufacturing Establishments by Region and Industry Group: Philippines, 2018*Continued*

2009 PSIC Code	Region / Industry Description	Capacity Utilization			
		Total	Below 50%	50% - 59%	60% - 69%
		(1)	(2)	(3)	(4)
C282	Manufacture of special purpose machinery	21	-	17	3
C291	Manufacture of motor vehicles	S	S	S	S
C293	Manufacture of parts and accessories for motor vehicles	0	-	-	-
C301	Building of ships and boats	S	S	S	S
C310	Manufacture of furniture	48	-	16	1
C321	Manufacture of jewelry, bijouterie and related articles	5	-	-	-
C329	Other manufacturing, n.e.c.	10	-	4	-
C331	Repair of fabricated metal products, machinery and equipment	40	1	10	14
	XII - SOCCSKSARGEN	1,127	159	219	126
C101	Processing and preserving of meat	6	-	1	1
C102	Processing and preserving of fish, crustaceans and mollusks	22	6	-	3
C103	Processing and preserving of fruits and vegetables	S	S	S	S
C104	Manufacture of vegetable and animal oils and fats	6	-	1	2
C105	Manufacture of dairy products	3	-	-	-
C106	Manufacture of grain mill products, starches and starch products	156	6	39	12
C107	Manufacture of other food products	387	73	64	3
C108	Manufacture of prepared animal feeds	3	-	-	1
C110	Manufacture of beverages	209	41	41	42
C131	Spinning, weaving and finishing of textiles	6	5	-	-
C139	Manufacture of other textiles	S	S	S	S
C141	Manufacture of wearing apparel, except fur apparel	13	4	3	-
C142	Custom tailoring and dressmaking	51	8	18	-
C161	Sawmilling and planing of wood	7	-	-	3
C162	Manufacture of products of wood, cork, straw and plaiting materials	8	-	1	1
C170	Manufacture of paper and paper products	4	-	-	4
C181	Printing and service activities related to printing	92	-	30	37
C192	Manufacture of refined petroleum products	S	S	S	S
C201	Manufacture of basic chemicals	10	-	-	-
C202	Manufacture of other chemical products, n.e.c.	S	S	S	S
C221	Manufacture of rubber products	S	S	S	S
C222	Manufacture of plastics products	S	S	S	S
C231	Manufacture of glass and glass products	S	S	S	S
C239	Manufacture of non-metallic mineral products, n.e.c.	32	5	-	-
C241	Manufacture of basic iron and steel	12	-	-	2
C243	Casting of metals	S	S	S	S

Table 13 Number of Establishments and Capacity Utilization for Manufacturing Establishments by Region and Industry Group:
Philippines, 2018*Continued*

2009 PSIC Code	Region / Industry Description	Capacity Utilization			
		Total	Below 50%	50% - 59%	60% - 69%
		(1)	(2)	(3)	(4)
C251	Manufacture of structural metal products, tanks, reservoirs and steam generators	12	-	-	4
C259	Manufacture of other fabricated metal products; metal working service activities	42	7	17	6
C301	Building of ships and boats	S	S	S	S
C310	Manufacture of furniture	6	-	4	-
C323	Manufacture of sports goods	S	S	S	S
C331	Repair of fabricated metal products, machinery and equipment	28	1	-	-
	XIII - Caraga	875	77	57	187
C101	Processing and preserving of meat	9	4	-	-
C102	Processing and preserving of fish, crustaceans and mollusks	S	S	S	S
C103	Processing and preserving of fruits and vegetables	S	S	S	S
C104	Manufacture of vegetable and animal oils and fats	5	-	-	2
C106	Manufacture of grain mill products, starches and starch products	46	12	27	-
C107	Manufacture of other food products	415	2	-	68
C108	Manufacture of prepared animal feeds	4	-	-	4
C110	Manufacture of beverages	84	-	-	41
C139	Manufacture of other textiles	3	2	-	-
C141	Manufacture of wearing apparel, except fur apparel	3	-	-	-
C142	Custom tailoring and dressmaking	22	8	-	-
C161	Sawmilling and planing of wood	7	-	-	3
C162	Manufacture of products of wood, cork, straw and plaiting materials	10	-	-	-
C181	Printing and service activities related to printing	86	-	15	47
C201	Manufacture of basic chemicals	S	S	S	S
C202	Manufacture of other chemical products, n.e.c.	13	-	-	11
C231	Manufacture of glass and glass products	S	S	S	S
C239	Manufacture of non-metallic mineral products, n.e.c.	35	5	7	-
C241	Manufacture of basic iron and steel	3	-	-	-
C242	Manufacture of basic precious and other non-ferrous metals	S	S	S	S
C259	Manufacture of other fabricated metal products; metal working service activities	32	6	1	6
C275	Manufacture of domestic appliances	3	-	3	-
C301	Building of ships and boats	S	S	S	S
C309	Manufacture of transport equipment, n.e.c.	7	-	-	-
C310	Manufacture of furniture	29	16	-	-
C321	Manufacture of jewelry, bijouterie and related articles	9	5	-	-
C324	Manufacture of games and toys	3	-	-	-
C329	Other manufacturing, n.e.c.	12	7	3	-

Table 13 Number of Establishments and Capacity Utilization for Manufacturing Establishments by Region and Industry Group:
Philippines, 2018*Continued*

2009 PSIC Code	Region / Industry Description	Capacity Utilization			
		Total	Below 50%	50% - 59%	60% - 69%
		(1)	(2)	(3)	(4)
C331	Repair of fabricated metal products, machinery and equipment	27	7	-	5
	Autonomous Region in Muslim Mindanao	299	71	77	3
C104	Manufacture of vegetable and animal oils and fats	0	-	-	-
C106	Manufacture of grain mill products, starches and starch products	34	18	1	2
C107	Manufacture of other food products	83	-	14	-
C108	Manufacture of prepared animal feeds	3	3	-	-
C110	Manufacture of beverages	124	41	41	-
C142	Custom tailoring and dressmaking	22	8	5	-
C181	Printing and service activities related to printing	15	-	-	-
C221	Manufacture of rubber products	S	S	S	S
C239	Manufacture of non-metallic mineral products, n.e.c.	7	-	7	-
C251	Manufacture of structural metal products, tanks, reservoirs and steam generators	5	-	5	-
C310	Manufacture of furniture	5	-	4	1

Table 13 Number of Establishments and Capacity Utilization for Manufacturing Establishments by Region and Industry Group:
Philippines, 2018*Continued*

2009 PSIC Code	Region / Industry Description	Capacity Utilization		
		70% - 79%	80% - 89%	90% - 100%
		(5)	(6)	(7)
	Philippines	7,080	7,180	2,681
C101	Processing and preserving of meat	72	76	39
C102	Processing and preserving of fish, crustaceans and mollusks	56	65	18
C103	Processing and preserving of fruits and vegetables	46	33	23
C104	Manufacture of vegetable and animal oils and fats	31	26	15
C105	Manufacture of dairy products	15	32	8
C106	Manufacture of grain mill products, starches and starch products	393	372	115
C107	Manufacture of other food products	2,055	2,228	921
C108	Manufacture of prepared animal feeds	41	68	28
C110	Manufacture of beverages	965	1,212	277
C120	Manufacture of tobacco products	2	6	1
C131	Spinning, weaving and finishing of textiles	26	36	14
C139	Manufacture of other textiles	59	44	24
C141	Manufacture of wearing apparel, except fur apparel	221	204	100
C142	Custom tailoring and dressmaking	218	153	50
C143	Manufacture of knitted and crocheted apparel	8	14	3
C151	Tanning and dressing of leather; manufacture of luggage and handbags	25	18	10
C152	Manufacture of footwear	29	24	18
C161	Sawmilling and planing of wood	18	13	4
C162	Manufacture of products of wood, cork, straw and plaiting materials	99	75	23
C170	Manufacture of paper and paper products	82	93	38
C181	Printing and service activities related to printing	716	455	161
C182	Reproduction of recorded media	-	1	-
C192	Manufacture of refined petroleum products	4	2	1
C199	Manufacture of other fuel products	-	2	-
C201	Manufacture of basic chemicals	51	62	29
C202	Manufacture of other chemical products, n.e.c.	97	82	43
C203	Manufacture of man-made fibers	S	S	S
C210	Manufacture of pharmaceuticals, medicinal chemical and botanical products	26	22	17
C221	Manufacture of rubber products	27	45	11
C222	Manufacture of plastics products	210	239	80
C231	Manufacture of glass and glass products	21	25	13
C239	Manufacture of non-metallic mineral products, n.e.c.	281	208	92
C241	Manufacture of basic iron and steel	76	85	36
C242	Manufacture of basic precious and other non-ferrous metals	7	7	5
C243	Casting of metals	15	24	7

Table 13 Number of Establishments and Capacity Utilization for Manufacturing Establishments by Region and Industry Group: Philippines, 2018*Continued*

2009 PSIC Code	Region / Industry Description	Capacity Utilization		
		70% - 79%	80% - 89%	90% - 100%
		(5)	(6)	(7)
C251	Manufacture of structural metal products, tanks, reservoirs and steam generators	128	92	46
C252	Manufacture of weapons and ammunition	3	2	1
C259	Manufacture of other fabricated metal products; metal working service activities	194	197	97
C261	Manufacture of electronic components	27	51	39
C262	Manufacture of computers and peripheral equipment and accessories	8	8	8
C263	Manufacture of communication equipment	2	2	3
C264	Manufacture of consumer electronics	8	8	5
C265	Manufacture of measuring, testing, navigating and control equipment; watches and clocks	5	9	4
C267	Manufacture of optical instruments and photographic equipment	4	4	8
C271	Manufacture of electric motors, generators, transformers and electricity distribution and control apparatus	16	34	12
C272	Manufacture of batteries and accumulators	-	1	1
C273	Manufacture of wiring and wiring devices	10	19	4
C274	Manufacture of electric lighting equipment	10	11	6
C275	Manufacture of domestic appliances	4	11	4
C279	Manufacture of other electrical equipment	17	4	7
C281	Manufacture of general purpose machinery	26	42	10
C282	Manufacture of special purpose machinery	35	44	8
C291	Manufacture of motor vehicles	11	7	5
C292	Manufacture of bodies (coachwork) for motor vehicles; manufacture of trailers and semi-trailers	1	10	1
C293	Manufacture of parts and accessories for motor vehicles	15	40	29
C301	Building of ships and boats	4	7	5
C302	Manufacture of railway locomotive and rolling stock	S	S	S
C303	Manufacture of air and spacecraft and related machinery	1	2	-
C309	Manufacture of transport equipment, n.e.c.	5	19	14
C310	Manufacture of furniture	197	231	60
C321	Manufacture of jewelry, bijouterie and related articles	30	30	4
C322	Manufacture of musical instruments	1	2	1
C323	Manufacture of sports goods	6	7	2
C324	Manufacture of games and toys	8	13	2
C325	Manufacture of medical and dental instruments and supplies	16	23	7
C329	Other manufacturing, n.e.c.	54	38	25
C331	Repair of fabricated metal products, machinery and equipment	236	162	38

Table 13 Number of Establishments and Capacity Utilization for Manufacturing Establishments by Region and Industry Group:
Philippines, 2018*Continued*

2009 PSIC Code	Region / Industry Description	Capacity Utilization		
		70% - 79%	80% - 89%	90% - 100%
		(5)	(6)	(7)
C332	Installation of industrial machinery and equipment	1	-	1
	National Capital Region	1,228	824	433
C101	Processing and preserving of meat	8	3	10
C102	Processing and preserving of fish, crustaceans and mollusks	4	12	1
C103	Processing and preserving of fruits and vegetables	9	3	5
C104	Manufacture of vegetable and animal oils and fats	-	5	5
C105	Manufacture of dairy products	6	9	3
C106	Manufacture of grain mill products, starches and starch products	2	3	-
C107	Manufacture of other food products	328	98	114
C108	Manufacture of prepared animal feeds	5	2	2
C110	Manufacture of beverages	46	12	6
C120	Manufacture of tobacco products	-	3	-
C131	Spinning, weaving and finishing of textiles	3	8	5
C139	Manufacture of other textiles	28	26	7
C141	Manufacture of wearing apparel, except fur apparel	88	60	34
C142	Custom tailoring and dressmaking	27	5	2
C143	Manufacture of knitted and crocheted apparel	4	8	1
C151	Tanning and dressing of leather; manufacture of luggage and handbags	2	7	2
C152	Manufacture of footwear	16	4	9
C161	Sawmilling and planing of wood	2	1	1
C162	Manufacture of products of wood, cork, straw and plaiting materials	5	15	-
C170	Manufacture of paper and paper products	47	40	16
C181	Printing and service activities related to printing	138	70	65
C192	Manufacture of refined petroleum products	-	1	-
C199	Manufacture of other fuel products	S	S	S
C201	Manufacture of basic chemicals	12	13	9
C202	Manufacture of other chemical products, n.e.c.	34	36	20
C203	Manufacture of man-made fibers	S	S	S
C210	Manufacture of pharmaceuticals, medicinal chemical and botanical products	11	5	4
C221	Manufacture of rubber products	9	16	4
C222	Manufacture of plastics products	84	87	27
C231	Manufacture of glass and glass products	7	5	2
C239	Manufacture of non-metallic mineral products, n.e.c.	26	13	5
C241	Manufacture of basic iron and steel	22	17	15
C242	Manufacture of basic precious and other non-ferrous metals	4	-	-

Table 13 Number of Establishments and Capacity Utilization for Manufacturing Establishments by Region and Industry Group:
Philippines, 2018

Continued

2009 PSIC Code	Region / Industry Description	Capacity Utilization		
		70% - 79%	80% - 89%	90% - 100%
		(5)	(6)	(7)
C243	Casting of metals	2	8	1
C251	Manufacture of structural metal products, tanks, reservoirs and steam generators	42	25	12
C252	Manufacture of weapons and ammunition	1	1	1
C259	Manufacture of other fabricated metal products; metal working service activities	47	47	15
C261	Manufacture of electronic components	1	5	2
C262	Manufacture of computers and peripheral equipment and accessories	S	S	S
C264	Manufacture of consumer electronics	4	2	-
C265	Manufacture of measuring, testing, navigating and control equipment; watches and clocks	2	5	-
C267	Manufacture of optical instruments and photographic equipment	S	S	S
C271	Manufacture of electric motors, generators, transformers and electricity distribution and control apparatus	3	5	-
C272	Manufacture of batteries and accumulators	S	S	S
C273	Manufacture of wiring and wiring devices	5	4	-
C274	Manufacture of electric lighting equipment	5	1	1
C275	Manufacture of domestic appliances	2	2	2
C279	Manufacture of other electrical equipment	1	1	-
C281	Manufacture of general purpose machinery	8	17	1
C282	Manufacture of special purpose machinery	10	7	2
C291	Manufacture of motor vehicles	-	1	2
C292	Manufacture of bodies (coachwork) for motor vehicles; manufacture of trailers and semi-trailers	-	5	-
C293	Manufacture of parts and accessories for motor vehicles	2	5	-
C301	Building of ships and boats	1	1	-
C303	Manufacture of air and spacecraft and related machinery	-	-	-
C309	Manufacture of transport equipment, n.e.c.	2	6	-
C310	Manufacture of furniture	32	47	8
C321	Manufacture of jewelry, bijouterie and related articles	1	1	-
C322	Manufacture of musical instruments	S	S	S
C323	Manufacture of sports goods	1	1	-
C324	Manufacture of games and toys	4	2	1
C325	Manufacture of medical and dental instruments and supplies	4	3	-
C329	Other manufacturing, n.e.c.	16	9	3
C331	Repair of fabricated metal products, machinery and equipment	51	24	8
C332	Installation of industrial machinery and equipment	1	-	1

Table 13 Number of Establishments and Capacity Utilization for Manufacturing Establishments by Region and Industry Group:
Philippines, 2018*Continued*

2009 PSIC Code	Region / Industry Description	Capacity Utilization		
		70% - 79%	80% - 89%	90% - 100%
		(5)	(6)	(7)
	Cordillera Administrative Region	193	240	46
C101	Processing and preserving of meat	-	6	-
C102	Processing and preserving of fish, crustaceans and mollusks	-	8	-
C103	Processing and preserving of fruits and vegetables	3	-	2
C105	Manufacture of dairy products	S	S	S
C106	Manufacture of grain mill products, starches and starch products	12	25	-
C107	Manufacture of other food products	5	60	5
C110	Manufacture of beverages	96	83	12
C131	Spinning, weaving and finishing of textiles	6	2	1
C139	Manufacture of other textiles	-	-	1
C141	Manufacture of wearing apparel, except fur apparel	S	S	S
C142	Custom tailoring and dressmaking	16	11	8
C162	Manufacture of products of wood, cork, straw and plaiting materials	4	-	-
C181	Printing and service activities related to printing	22	31	7
C201	Manufacture of basic chemicals	-	3	-
C221	Manufacture of rubber products	5	-	-
C222	Manufacture of plastics products	S	S	S
C231	Manufacture of glass and glass products	S	S	S
C239	Manufacture of non-metallic mineral products, n.e.c.	7	-	7
C241	Manufacture of basic iron and steel	-	5	-
C251	Manufacture of structural metal products, tanks, reservoirs and steam generators	10	-	-
C259	Manufacture of other fabricated metal products; metal working service activities	6	-	-
C261	Manufacture of electronic components	S	S	S
C303	Manufacture of air and spacecraft and related machinery	S	S	S
C310	Manufacture of furniture	-	1	-
C321	Manufacture of jewelry, bijouterie and related articles	S	S	S
	I - Ilocos	166	383	38
C101	Processing and preserving of meat	-	6	1
C102	Processing and preserving of fish, crustaceans and mollusks	1	1	3
C103	Processing and preserving of fruits and vegetables	-	2	-
C105	Manufacture of dairy products	S	S	S
C106	Manufacture of grain mill products, starches and starch products	38	19	-
C107	Manufacture of other food products	16	202	6
C108	Manufacture of prepared animal feeds	-	3	-
C110	Manufacture of beverages	12	83	-
C120	Manufacture of tobacco products	S	S	S

Table 13 Number of Establishments and Capacity Utilization for Manufacturing Establishments by Region and Industry Group: Philippines, 2018*Continued*

2009 PSIC Code	Region / Industry Description	Capacity Utilization		
		70% - 79%	80% - 89%	90% - 100%
		(5)	(6)	(7)
C131	Spinning, weaving and finishing of textiles	1	1	-
C141	Manufacture of wearing apparel, except fur apparel	1	-	-
C142	Custom tailoring and dressmaking	17	8	8
C152	Manufacture of footwear	-	-	3
C162	Manufacture of products of wood, cork, straw and plaiting materials	7	-	-
C170	Manufacture of paper and paper products	-	-	-
C181	Printing and service activities related to printing	37	15	7
C201	Manufacture of basic chemicals	3	1	1
C210	Manufacture of pharmaceuticals, medicinal chemical and botanical products	S	S	S
C221	Manufacture of rubber products	S	S	S
C231	Manufacture of glass and glass products	4	-	-
C239	Manufacture of non-metallic mineral products, n.e.c.	7	14	5
C241	Manufacture of basic iron and steel	-	3	-
C251	Manufacture of structural metal products, tanks, reservoirs and steam generators	4	5	1
C259	Manufacture of other fabricated metal products; metal working service activities	6	-	-
C273	Manufacture of wiring and wiring devices	S	S	S
C282	Manufacture of special purpose machinery	S	S	S
C292	Manufacture of bodies (coachwork) for motor vehicles; manufacture of trailers and semi-trailers	-	3	-
C293	Manufacture of parts and accessories for motor vehicles	-	-	-
C309	Manufacture of transport equipment, n.e.c.	-	7	-
C321	Manufacture of jewelry, bijouterie and related articles	S	S	S
C324	Manufacture of games and toys	S	S	S
C329	Other manufacturing, n.e.c.	-	-	3
C331	Repair of fabricated metal products, machinery and equipment	7	6	-
II - Cagayan Valley		296	380	75
C101	Processing and preserving of meat	3	-	-
C102	Processing and preserving of fish, crustaceans and mollusks	-	-	-
C103	Processing and preserving of fruits and vegetables	-	5	-
C104	Manufacture of vegetable and animal oils and fats	S	S	S
C105	Manufacture of dairy products	1	2	-
C106	Manufacture of grain mill products, starches and starch products	65	46	19

Table 13 Number of Establishments and Capacity Utilization for Manufacturing Establishments by Region and Industry Group:
Philippines, 2018*Continued*

2009 PSIC Code	Region / Industry Description	Capacity Utilization		
		70% - 79%	80% - 89%	90% - 100%
		(5)	(6)	(7)
C107	Manufacture of other food products	58	190	1
C108	Manufacture of prepared animal feeds	2	1	-
C110	Manufacture of beverages	41	84	41
C120	Manufacture of tobacco products	-	-	-
C131	Spinning, weaving and finishing of textiles	3	-	-
C139	Manufacture of other textiles	4	-	-
C142	Custom tailoring and dressmaking	-	8	5
C151	Tanning and dressing of leather; manufacture of luggage and handbags	3	-	-
C162	Manufacture of products of wood, cork, straw and plaiting materials	-	4	-
C181	Printing and service activities related to printing	52	16	7
C182	Reproduction of recorded media	-	-	-
C199	Manufacture of other fuel products	S	S	S
C201	Manufacture of basic chemicals	S	S	S
C222	Manufacture of plastics products	6	-	-
C239	Manufacture of non-metallic mineral products, n.e.c.	18	5	1
C241	Manufacture of basic iron and steel	-	-	-
C251	Manufacture of structural metal products, tanks, reservoirs and steam generators	-	-	-
C252	Manufacture of weapons and ammunition	S	S	S
C259	Manufacture of other fabricated metal products; metal working service activities	6	6	-
C279	Manufacture of other electrical equipment	3	-	-
C282	Manufacture of special purpose machinery	1	1	1
C310	Manufacture of furniture	20	1	-
C321	Manufacture of jewelry, bijouterie and related articles	-	-	-
C329	Other manufacturing, n.e.c.	S	S	S
C331	Repair of fabricated metal products, machinery and equipment	7	9	-
	III - Central Luzon	870	608	235
C101	Processing and preserving of meat	11	27	5
C102	Processing and preserving of fish, crustaceans and mollusks	3	4	2
C103	Processing and preserving of fruits and vegetables	14	4	6
C104	Manufacture of vegetable and animal oils and fats	-	2	-
C105	Manufacture of dairy products	1	1	2
C106	Manufacture of grain mill products, starches and starch products	27	53	26
C107	Manufacture of other food products	208	179	51
C108	Manufacture of prepared animal feeds	11	19	4
C110	Manufacture of beverages	167	15	1
C120	Manufacture of tobacco products	S	S	S

Table 13 Number of Establishments and Capacity Utilization for Manufacturing Establishments by Region and Industry Group: Philippines, 2018*Continued*

2009 PSIC Code	Region / Industry Description	Capacity Utilization		
		70% - 79%	80% - 89%	90% - 100%
		(5)	(6)	(7)
C131	Spinning, weaving and finishing of textiles	2	6	3
C139	Manufacture of other textiles	6	3	7
C141	Manufacture of wearing apparel, except fur apparel	27	28	11
C142	Custom tailoring and dressmaking	8	5	-
C143	Manufacture of knitted and crocheted apparel	-	-	1
C151	Tanning and dressing of leather; manufacture of luggage and handbags	13	1	7
C152	Manufacture of footwear	5	1	2
C161	Sawmilling and planing of wood	S	S	S
C162	Manufacture of products of wood, cork, straw and plaiting materials	32	1	-
C170	Manufacture of paper and paper products	10	7	4
C181	Printing and service activities related to printing	32	55	3
C192	Manufacture of refined petroleum products	S	S	S
C201	Manufacture of basic chemicals	8	6	1
C202	Manufacture of other chemical products, n.e.c.	5	13	4
C210	Manufacture of pharmaceuticals, medicinal chemical and botanical products	4	3	2
C221	Manufacture of rubber products	3	2	1
C222	Manufacture of plastics products	36	29	14
C231	Manufacture of glass and glass products	1	5	1
C239	Manufacture of non-metallic mineral products, n.e.c.	64	30	13
C241	Manufacture of basic iron and steel	12	14	5
C242	Manufacture of basic precious and other non-ferrous metals	1	1	1
C243	Casting of metals	2	1	2
C251	Manufacture of structural metal products, tanks, reservoirs and steam generators	25	10	5
C259	Manufacture of other fabricated metal products; metal working service activities	34	11	17
C261	Manufacture of electronic components	2	6	2
C262	Manufacture of computers and peripheral equipment and accessories	2	-	-
C263	Manufacture of communication equipment	S	S	S
C264	Manufacture of consumer electronics	1	1	-
C265	Manufacture of measuring, testing, navigating and control equipment; watches and clocks	-	1	1
C271	Manufacture of electric motors, generators, transformers and electricity distribution and control apparatus	4	4	2
C272	Manufacture of batteries and accumulators	S	S	S
C273	Manufacture of wiring and wiring devices	3	1	1

Table 13 Number of Establishments and Capacity Utilization for Manufacturing Establishments by Region and Industry Group:
Philippines, 2018*Continued*

2009 PSIC Code	Region / Industry Description	Capacity Utilization		
		70% - 79%	80% - 89%	90% - 100%
		(5)	(6)	(7)
C274	Manufacture of electric lighting equipment	1	2	3
C275	Manufacture of domestic appliances	1	2	-
C279	Manufacture of other electrical equipment	8	-	1
C281	Manufacture of general purpose machinery	4	2	3
C282	Manufacture of special purpose machinery	2	5	-
C291	Manufacture of motor vehicles	1	1	1
C292	Manufacture of bodies (coachwork) for motor vehicles; manufacture of trailers and semi-trailers	S	S	S
C293	Manufacture of parts and accessories for motor vehicles	-	3	6
C301	Building of ships and boats	S	S	S
C303	Manufacture of air and spacecraft and related machinery	1	1	-
C309	Manufacture of transport equipment, n.e.c.	1	-	-
C310	Manufacture of furniture	23	17	3
C321	Manufacture of jewelry, bijouterie and related articles	6	8	-
C322	Manufacture of musical instruments	S	S	S
C323	Manufacture of sports goods	2	1	-
C324	Manufacture of games and toys	1	6	-
C325	Manufacture of medical and dental instruments and supplies	3	2	-
C329	Other manufacturing, n.e.c.	9	2	7
C331	Repair of fabricated metal products, machinery and equipment	20	4	3
C332	Installation of industrial machinery and equipment	S	S	S
	IVA - CALABARZON	1,035	1,089	461
C101	Processing and preserving of meat	11	5	10
C102	Processing and preserving of fish, crustaceans and mollusks	3	2	-
C103	Processing and preserving of fruits and vegetables	5	4	1
C104	Manufacture of vegetable and animal oils and fats	9	6	4
C105	Manufacture of dairy products	-	5	2
C106	Manufacture of grain mill products, starches and starch products	27	38	1
C107	Manufacture of other food products	319	98	76
C108	Manufacture of prepared animal feeds	18	25	11
C110	Manufacture of beverages	52	90	5
C120	Manufacture of tobacco products	S	S	S
C131	Spinning, weaving and finishing of textiles	1	3	3
C139	Manufacture of other textiles	2	6	6

Table 13 Number of Establishments and Capacity Utilization for Manufacturing Establishments by Region and Industry Group: Philippines, 2018*Continued*

2009 PSIC Code	Region / Industry Description	Capacity Utilization		
		70% - 79%	80% - 89%	90% - 100%
		(5)	(6)	(7)
C141	Manufacture of wearing apparel, except fur apparel	79	66	25
C142	Custom tailoring and dressmaking	35	11	2
C143	Manufacture of knitted and crocheted apparel	4	5	1
C151	Tanning and dressing of leather; manufacture of luggage and handbags	4	8	1
C152	Manufacture of footwear	1	16	3
C161	Sawmilling and planing of wood	S	S	S
C162	Manufacture of products of wood, cork, straw and plaiting materials	9	21	13
C170	Manufacture of paper and paper products	18	22	16
C181	Printing and service activities related to printing	38	52	8
C182	Reproduction of recorded media	S	S	S
C192	Manufacture of refined petroleum products	S	S	S
C199	Manufacture of other fuel products	S	S	S
C201	Manufacture of basic chemicals	11	10	7
C202	Manufacture of other chemical products, n.e.c.	36	25	7
C210	Manufacture of pharmaceuticals, medicinal chemical and botanical products	8	7	8
C221	Manufacture of rubber products	5	19	3
C222	Manufacture of plastics products	50	54	28
C231	Manufacture of glass and glass products	2	4	7
C239	Manufacture of non-metallic mineral products, n.e.c.	25	36	11
C241	Manufacture of basic iron and steel	12	20	9
C242	Manufacture of basic precious and other non-ferrous metals	-	4	1
C243	Casting of metals	5	8	2
C251	Manufacture of structural metal products, tanks, reservoirs and steam generators	23	21	12
C252	Manufacture of weapons and ammunition	S	S	S
C259	Manufacture of other fabricated metal products; metal working service activities	46	95	28
C261	Manufacture of electronic components	22	32	34
C262	Manufacture of computers and peripheral equipment and accessories	5	8	6
C263	Manufacture of communication equipment	1	1	3
C264	Manufacture of consumer electronics	2	3	4
C265	Manufacture of measuring, testing, navigating and control equipment; watches and clocks	2	1	2
C267	Manufacture of optical instruments and photographic equipment	-	2	3
C271	Manufacture of electric motors, generators, transformers and electricity distribution and control apparatus	7	21	9
C272	Manufacture of batteries and accumulators	S	S	S

Table 13 Number of Establishments and Capacity Utilization for Manufacturing Establishments by Region and Industry Group:
Philippines, 2018*Continued*

2009 PSIC Code	Region / Industry Description	Capacity Utilization		
		70% - 79%	80% - 89%	90% - 100%
		(5)	(6)	(7)
C273	Manufacture of wiring and wiring devices	3	11	3
C274	Manufacture of electric lighting equipment	4	5	2
C275	Manufacture of domestic appliances	1	4	1
C279	Manufacture of other electrical equipment	5	3	5
C281	Manufacture of general purpose machinery	12	19	6
C282	Manufacture of special purpose machinery	20	25	5
C291	Manufacture of motor vehicles	4	4	1
C292	Manufacture of bodies (coachwork) for motor vehicles; manufacture of trailers and semi-trailers	1	1	1
C293	Manufacture of parts and accessories for motor vehicles	9	29	20
C301	Building of ships and boats	-	2	3
C302	Manufacture of railway locomotive and rolling stock	S	S	S
C303	Manufacture of air and spacecraft and related machinery	S	S	S
C309	Manufacture of transport equipment, n.e.c.	2	4	6
C310	Manufacture of furniture	31	51	12
C321	Manufacture of jewelry, bijouterie and related articles	2	-	1
C322	Manufacture of musical instruments	S	S	S
C323	Manufacture of sports goods	2	4	1
C324	Manufacture of games and toys	2	2	-
C325	Manufacture of medical and dental instruments and supplies	6	9	4
C329	Other manufacturing, n.e.c.	2	5	5
C331	Repair of fabricated metal products, machinery and equipment	29	53	10
C332	Installation of industrial machinery and equipment	-	-	-
	MIMAROPA	185	380	337
C101	Processing and preserving of meat	-	-	-
C102	Processing and preserving of fish, crustaceans and mollusks	S	S	S
C103	Processing and preserving of fruits and vegetables	S	S	S
C104	Manufacture of vegetable and animal oils and fats	-	3	-
C105	Manufacture of dairy products	-	-	-
C106	Manufacture of grain mill products, starches and starch products	43	11	1
C107	Manufacture of other food products	73	116	203
C110	Manufacture of beverages	-	207	83
C131	Spinning, weaving and finishing of textiles	-	1	1
C141	Manufacture of wearing apparel, except fur apparel	-	-	-

Table 13 Number of Establishments and Capacity Utilization for Manufacturing Establishments by Region and Industry Group: Philippines, 2018*Continued*

2009 PSIC Code	Region / Industry Description	Capacity Utilization		
		70% - 79%	80% - 89%	90% - 100%
		(5)	(6)	(7)
C142	Custom tailoring and dressmaking	13	9	-
C151	Tanning and dressing of leather; manufacture of luggage and handbags	-	-	-
C161	Sawmilling and planing of wood	-	2	-
C162	Manufacture of products of wood, cork, straw and plaiting materials	13	-	-
C181	Printing and service activities related to printing	22	24	30
C201	Manufacture of basic chemicals	-	-	-
C202	Manufacture of other chemical products, n.e.c.	S	S	S
C210	Manufacture of pharmaceuticals, medicinal chemical and botanical products	S	S	S
C222	Manufacture of plastics products	-	-	-
C239	Manufacture of non-metallic mineral products, n.e.c.	15	1	7
C241	Manufacture of basic iron and steel	-	-	-
C242	Manufacture of basic precious and other non-ferrous metals	-	-	-
C259	Manufacture of other fabricated metal products; metal working service activities	-	-	12
C282	Manufacture of special purpose machinery	S	S	S
C310	Manufacture of furniture	-	-	-
C331	Repair of fabricated metal products, machinery and equipment	5	-	-
	V - Bicol	229	364	107
C101	Processing and preserving of meat	1	1	4
C102	Processing and preserving of fish, crustaceans and mollusks	5	3	7
C103	Processing and preserving of fruits and vegetables	4	-	1
C104	Manufacture of vegetable and animal oils and fats	1	1	-
C105	Manufacture of dairy products	-	5	-
C106	Manufacture of grain mill products, starches and starch products	13	3	26
C107	Manufacture of other food products	125	153	61
C108	Manufacture of prepared animal feeds	-	3	-
C110	Manufacture of beverages	41	84	-
C120	Manufacture of tobacco products	S	S	S
C131	Spinning, weaving and finishing of textiles	5	1	-
C139	Manufacture of other textiles	1	1	1
C141	Manufacture of wearing apparel, except fur apparel	-	15	-
C142	Custom tailoring and dressmaking	8	14	-
C151	Tanning and dressing of leather; manufacture of luggage and handbags	3	-	-
C152	Manufacture of footwear	-	-	1

Table 13 Number of Establishments and Capacity Utilization for Manufacturing Establishments by Region and Industry Group:
Philippines, 2018*Continued*

2009 PSIC Code	Region / Industry Description	Capacity Utilization		
		70% - 79%	80% - 89%	90% - 100%
		(5)	(6)	(7)
C162	Manufacture of products of wood, cork, straw and plaiting materials	2	10	-
C170	Manufacture of paper and paper products	-	-	-
C181	Printing and service activities related to printing	8	24	1
C201	Manufacture of basic chemicals	-	-	-
C210	Manufacture of pharmaceuticals, medicinal chemical and botanical products	-	-	-
C231	Manufacture of glass and glass products	S	S	S
C239	Manufacture of non-metallic mineral products, n.e.c.	1	10	1
C241	Manufacture of basic iron and steel	-	2	-
C242	Manufacture of basic precious and other non-ferrous metals	S	S	S
C251	Manufacture of structural metal products, tanks, reservoirs and steam generators	-	6	-
C259	Manufacture of other fabricated metal products; metal working service activities	6	6	-
C281	Manufacture of general purpose machinery	-	-	-
C282	Manufacture of special purpose machinery	-	1	-
C293	Manufacture of parts and accessories for motor vehicles	-	-	-
C310	Manufacture of furniture	-	-	-
C329	Other manufacturing, n.e.c.	-	4	4
C331	Repair of fabricated metal products, machinery and equipment	5	17	-
	VI - Western Visayas	352	395	37
C101	Processing and preserving of meat	11	3	1
C102	Processing and preserving of fish, crustaceans and mollusks	12	6	2
C103	Processing and preserving of fruits and vegetables	S	S	S
C104	Manufacture of vegetable and animal oils and fats	1	1	1
C105	Manufacture of dairy products	-	2	-
C106	Manufacture of grain mill products, starches and starch products	13	11	6
C107	Manufacture of other food products	87	55	12
C108	Manufacture of prepared animal feeds	-	3	-
C110	Manufacture of beverages	55	136	3
C131	Spinning, weaving and finishing of textiles	-	12	-
C139	Manufacture of other textiles	4	-	-
C141	Manufacture of wearing apparel, except fur apparel	1	9	-
C142	Custom tailoring and dressmaking	22	14	1
C161	Sawmilling and planing of wood	-	2	-

Table 13 Number of Establishments and Capacity Utilization for Manufacturing Establishments by Region and Industry Group: Philippines, 2018*Continued*

2009 PSIC Code	Region / Industry Description	Capacity Utilization		
		70% - 79%	80% - 89%	90% - 100%
		(5)	(6)	(7)
C162	Manufacture of products of wood, cork, straw and plaiting materials	1	1	-
C181	Printing and service activities related to printing	62	36	-
C192	Manufacture of refined petroleum products	S	S	S
C201	Manufacture of basic chemicals	2	6	-
C202	Manufacture of other chemical products, n.e.c.	S	S	S
C210	Manufacture of pharmaceuticals, medicinal chemical and botanical products	-	5	-
C221	Manufacture of rubber products	-	-	-
C222	Manufacture of plastics products	-	20	-
C231	Manufacture of glass and glass products	4	-	-
C239	Manufacture of non-metallic mineral products, n.e.c.	43	24	7
C241	Manufacture of basic iron and steel	-	8	1
C243	Casting of metals	1	3	1
C251	Manufacture of structural metal products, tanks, reservoirs and steam generators	11	-	-
C259	Manufacture of other fabricated metal products; metal working service activities	6	7	-
C265	Manufacture of measuring, testing, navigating and control equipment; watches and clocks	S	S	S
C267	Manufacture of optical instruments and photographic equipment	S	S	S
C282	Manufacture of special purpose machinery	-	1	-
C293	Manufacture of parts and accessories for motor vehicles	-	3	-
C310	Manufacture of furniture	4	5	1
C321	Manufacture of jewelry, bijouterie and related articles	-	5	-
C329	Other manufacturing, n.e.c.	2	9	-
C331	Repair of fabricated metal products, machinery and equipment	9	6	-
	VII - Central Visayas	613	560	320
C101	Processing and preserving of meat	12	8	3
C102	Processing and preserving of fish, crustaceans and mollusks	10	13	2
C103	Processing and preserving of fruits and vegetables	5	7	1
C104	Manufacture of vegetable and animal oils and fats	3	2	1
C105	Manufacture of dairy products	-	4	-
C106	Manufacture of grain mill products, starches and starch products	13	16	2
C107	Manufacture of other food products	75	171	134
C108	Manufacture of prepared animal feeds	4	3	7
C110	Manufacture of beverages	51	43	43

Table 13 Number of Establishments and Capacity Utilization for Manufacturing Establishments by Region and Industry Group:
Philippines, 2018*Continued*

2009 PSIC Code	Region / Industry Description	Capacity Utilization		
		70% - 79%	80% - 89%	90% - 100%
		(5)	(6)	(7)
C131	Spinning, weaving and finishing of textiles	1	2	1
C139	Manufacture of other textiles	1	6	2
C141	Manufacture of wearing apparel, except fur apparel	13	18	18
C142	Custom tailoring and dressmaking	13	12	-
C151	Tanning and dressing of leather; manufacture of luggage and handbags	S	S	S
C152	Manufacture of footwear	4	4	-
C161	Sawmilling and planing of wood	2	4	-
C162	Manufacture of products of wood, cork, straw and plaiting materials	4	8	1
C170	Manufacture of paper and paper products	1	14	1
C181	Printing and service activities related to printing	136	40	10
C201	Manufacture of basic chemicals	3	8	4
C202	Manufacture of other chemical products, n.e.c.	18	6	7
C210	Manufacture of pharmaceuticals, medicinal chemical and botanical products	1	2	1
C221	Manufacture of rubber products	-	2	3
C222	Manufacture of plastics products	18	24	7
C231	Manufacture of glass and glass products	1	5	1
C239	Manufacture of non-metallic mineral products, n.e.c.	15	9	10
C241	Manufacture of basic iron and steel	15	4	3
C242	Manufacture of basic precious and other non-ferrous metals	S	S	S
C243	Casting of metals	5	3	-
C251	Manufacture of structural metal products, tanks, reservoirs and steam generators	4	1	4
C252	Manufacture of weapons and ammunition	S	S	S
C259	Manufacture of other fabricated metal products; metal working service activities	14	4	6
C261	Manufacture of electronic components	2	6	1
C262	Manufacture of computers and peripheral equipment and accessories	S	S	S
C263	Manufacture of communication equipment	S	S	S
C264	Manufacture of consumer electronics	-	2	1
C265	Manufacture of measuring, testing, navigating and control equipment; watches and clocks	-	2	1
C267	Manufacture of optical instruments and photographic equipment	4	1	3
C271	Manufacture of electric motors, generators, transformers and electricity distribution and control apparatus	1	4	1
C273	Manufacture of wiring and wiring devices	S	S	S
C274	Manufacture of electric lighting equipment	1	3	-
C275	Manufacture of domestic appliances	S	S	S

Table 13 Number of Establishments and Capacity Utilization for Manufacturing Establishments by Region and Industry Group: Philippines, 2018*Continued*

2009 PSIC Code	Region / Industry Description	Capacity Utilization		
		70% - 79%	80% - 89%	90% - 100%
		(5)	(6)	(7)
C279	Manufacture of other electrical equipment	S	S	S
C281	Manufacture of general purpose machinery	1	4	-
C282	Manufacture of special purpose machinery	-	2	-
C291	Manufacture of motor vehicles	6	1	1
C293	Manufacture of parts and accessories for motor vehicles	4	-	3
C301	Building of ships and boats	2	4	2
C309	Manufacture of transport equipment, n.e.c.	-	2	1
C310	Manufacture of furniture	73	46	19
C321	Manufacture of jewelry, bijouterie and related articles	17	10	2
C322	Manufacture of musical instruments	S	S	S
C323	Manufacture of sports goods	S	S	S
C324	Manufacture of games and toys	S	S	S
C325	Manufacture of medical and dental instruments and supplies	3	9	3
C329	Other manufacturing, n.e.c.	14	4	4
C331	Repair of fabricated metal products, machinery and equipment	43	9	1
	VIII - Eastern Visayas	402	277	213
C101	Processing and preserving of meat	S	S	S
C102	Processing and preserving of fish, crustaceans and mollusks	1	-	-
C103	Processing and preserving of fruits and vegetables	2	-	3
C104	Manufacture of vegetable and animal oils and fats	3	-	1
C105	Manufacture of dairy products	S	S	S
C106	Manufacture of grain mill products, starches and starch products	12	32	25
C107	Manufacture of other food products	147	182	115
C110	Manufacture of beverages	145	11	41
C131	Spinning, weaving and finishing of textiles	-	-	-
C139	Manufacture of other textiles	S	S	S
C141	Manufacture of wearing apparel, except fur apparel	8	-	-
C142	Custom tailoring and dressmaking	8	8	8
C162	Manufacture of products of wood, cork, straw and plaiting materials	9	-	-
C170	Manufacture of paper and paper products	1	1	-
C181	Printing and service activities related to printing	41	7	-
C201	Manufacture of basic chemicals	3	3	-
C210	Manufacture of pharmaceuticals, medicinal chemical and botanical products	S	S	S

Table 13 Number of Establishments and Capacity Utilization for Manufacturing Establishments by Region and Industry Group:
Philippines, 2018*Continued*

2009 PSIC Code	Region / Industry Description	Capacity Utilization		
		70% - 79%	80% - 89%	90% - 100%
		(5)	(6)	(7)
C222	Manufacture of plastics products	-	6	-
C231	Manufacture of glass and glass products	-	-	-
C239	Manufacture of non-metallic mineral products, n.e.c.	13	13	12
C241	Manufacture of basic iron and steel	-	-	-
C242	Manufacture of basic precious and other non-ferrous metals	S	S	S
C243	Casting of metals	S	S	S
C251	Manufacture of structural metal products, tanks, reservoirs and steam generators	5	-	-
C259	Manufacture of other fabricated metal products; metal working service activities	-	-	6
C273	Manufacture of wiring and wiring devices	S	S	S
C282	Manufacture of special purpose machinery	S	S	S
C310	Manufacture of furniture	-	4	-
C321	Manufacture of jewelry, bijouterie and related articles	-	-	-
C329	Other manufacturing, n.e.c.	2	3	-
C331	Repair of fabricated metal products, machinery and equipment	-	5	-
	IX - Zamboanga Peninsula	509	349	18
C101	Processing and preserving of meat	6	2	-
C102	Processing and preserving of fish, crustaceans and mollusks	9	6	-
C104	Manufacture of vegetable and animal oils and fats	4	-	-
C105	Manufacture of dairy products	2	-	-
C106	Manufacture of grain mill products, starches and starch products	18	29	6
C107	Manufacture of other food products	268	190	4
C108	Manufacture of prepared animal feeds	S	S	S
C110	Manufacture of beverages	88	64	-
C139	Manufacture of other textiles	S	S	S
C142	Custom tailoring and dressmaking	5	14	-
C161	Sawmilling and planing of wood	4	-	-
C162	Manufacture of products of wood, cork, straw and plaiting materials	S	S	S
C181	Printing and service activities related to printing	59	-	-
C221	Manufacture of rubber products	-	2	1
C222	Manufacture of plastics products	7	1	-
C231	Manufacture of glass and glass products	-	-	-
C239	Manufacture of non-metallic mineral products, n.e.c.	12	12	-
C241	Manufacture of basic iron and steel	-	5	-
C251	Manufacture of structural metal products, tanks, reservoirs and steam generators	4	8	-
C259	Manufacture of other fabricated metal products; metal working service activities	-	2	6
C310	Manufacture of furniture	-	5	-

Table 13 Number of Establishments and Capacity Utilization for Manufacturing Establishments by Region and Industry Group: Philippines, 2018*Continued*

2009 PSIC Code	Region / Industry Description	Capacity Utilization		
		70% - 79%	80% - 89%	90% - 100%
		(5)	(6)	(7)
C321	Manufacture of jewelry, bijouterie and related articles	S	S	S
C329	Other manufacturing, n.e.c.	S	S	S
C331	Repair of fabricated metal products, machinery and equipment	23	5	1
	X - Northern Mindanao	187	311	23
C101	Processing and preserving of meat	6	3	-
C102	Processing and preserving of fish, crustaceans and mollusks	S	S	S
C103	Processing and preserving of fruits and vegetables	-	5	2
C104	Manufacture of vegetable and animal oils and fats	2	-	-
C105	Manufacture of dairy products	2	2	1
C106	Manufacture of grain mill products, starches and starch products	15	9	2
C107	Manufacture of other food products	16	91	1
C108	Manufacture of prepared animal feeds	-	-	3
C110	Manufacture of beverages	83	54	-
C131	Spinning, weaving and finishing of textiles	3	-	-
C139	Manufacture of other textiles	-	-	-
C141	Manufacture of wearing apparel, except fur apparel	-	-	1
C142	Custom tailoring and dressmaking	9	18	-
C152	Manufacture of footwear	4	-	-
C161	Sawmilling and planing of wood	2	3	-
C162	Manufacture of products of wood, cork, straw and plaiting materials	-	3	4
C170	Manufacture of paper and paper products	2	1	2
C181	Printing and service activities related to printing	-	37	-
C192	Manufacture of refined petroleum products	-	-	1
C201	Manufacture of basic chemicals	2	1	4
C202	Manufacture of other chemical products, n.e.c.	1	-	-
C210	Manufacture of pharmaceuticals, medicinal chemical and botanical products	S	S	S
C221	Manufacture of rubber products	S	S	S
C222	Manufacture of plastics products	4	6	-
C231	Manufacture of glass and glass products	S	S	S
C239	Manufacture of non-metallic mineral products, n.e.c.	19	6	-
C241	Manufacture of basic iron and steel	1	3	-
C243	Casting of metals	-	-	-
C251	Manufacture of structural metal products, tanks, reservoirs and steam generators	-	12	-
C259	Manufacture of other fabricated metal products; metal working service activities	-	7	-

Table 13 Number of Establishments and Capacity Utilization for Manufacturing Establishments by Region and Industry Group:
Philippines, 2018*Continued*

2009 PSIC Code	Region / Industry Description	Capacity Utilization		
		70% - 79%	80% - 89%	90% - 100%
		(5)	(6)	(7)
C264	Manufacture of consumer electronics	S	S	S
C271	Manufacture of electric motors, generators, transformers and electricity distribution and control apparatus	S	S	S
C281	Manufacture of general purpose machinery	S	S	S
C282	Manufacture of special purpose machinery	S	S	S
C291	Manufacture of motor vehicles	-	-	-
C293	Manufacture of parts and accessories for motor vehicles	-	-	-
C310	Manufacture of furniture	-	38	1
C321	Manufacture of jewelry, bijouterie and related articles	S	S	S
C324	Manufacture of games and toys	S	S	S
C329	Other manufacturing, n.e.c.	S	S	S
C331	Repair of fabricated metal products, machinery and equipment	10	11	-
	XI - Davao Region	293	388	168
C101	Processing and preserving of meat	1	8	1
C102	Processing and preserving of fish, crustaceans and mollusks	2	-	-
C103	Processing and preserving of fruits and vegetables	5	1	2
C104	Manufacture of vegetable and animal oils and fats	4	6	3
C105	Manufacture of dairy products	-	-	-
C106	Manufacture of grain mill products, starches and starch products	22	33	-
C107	Manufacture of other food products	102	87	62
C108	Manufacture of prepared animal feeds	-	7	-
C110	Manufacture of beverages	4	165	42
C120	Manufacture of tobacco products	S	S	S
C139	Manufacture of other textiles	11	1	-
C141	Manufacture of wearing apparel, except fur apparel	-	8	6
C142	Custom tailoring and dressmaking	13	6	-
C152	Manufacture of footwear	-	-	-
C161	Sawmilling and planing of wood	1	-	-
C162	Manufacture of products of wood, cork, straw and plaiting materials	6	4	3
C170	Manufacture of paper and paper products	3	8	-
C181	Printing and service activities related to printing	56	12	9
C192	Manufacture of refined petroleum products	S	S	S
C201	Manufacture of basic chemicals	1	7	-
C202	Manufacture of other chemical products, n.e.c.	3	-	4
C210	Manufacture of pharmaceuticals, medicinal chemical and botanical products	-	-	-

Table 13 Number of Establishments and Capacity Utilization for Manufacturing Establishments by Region and Industry Group: Philippines, 2018*Continued*

2009 PSIC Code	Region / Industry Description	Capacity Utilization		
		70% - 79%	80% - 89%	90% - 100%
		(5)	(6)	(7)
C221	Manufacture of rubber products	3	-	-
C222	Manufacture of plastics products	5	11	4
C231	Manufacture of glass and glass products	2	-	-
C239	Manufacture of non-metallic mineral products, n.e.c.	6	6	8
C241	Manufacture of basic iron and steel	5	-	1
C242	Manufacture of basic precious and other non-ferrous metals	S	S	S
C243	Casting of metals	S	S	S
C251	Manufacture of structural metal products, tanks, reservoirs and steam generators	1	4	5
C252	Manufacture of weapons and ammunition	S	S	S
C259	Manufacture of other fabricated metal products; metal working service activities	8	1	-
C265	Manufacture of measuring, testing, navigating and control equipment; watches and clocks	S	S	S
C271	Manufacture of electric motors, generators, transformers and electricity distribution and control apparatus	S	S	S
C275	Manufacture of domestic appliances	-	3	-
C281	Manufacture of general purpose machinery	-	-	-
C282	Manufacture of special purpose machinery	1	-	-
C291	Manufacture of motor vehicles	S	S	S
C293	Manufacture of parts and accessories for motor vehicles	-	-	-
C301	Building of ships and boats	S	S	S
C310	Manufacture of furniture	14	1	16
C321	Manufacture of jewelry, bijouterie and related articles	5	-	-
C329	Other manufacturing, n.e.c.	5	1	-
C331	Repair of fabricated metal products, machinery and equipment	4	6	5
	XII - SOCCSKSARGEN	301	282	39
C101	Processing and preserving of meat	1	2	1
C102	Processing and preserving of fish, crustaceans and mollusks	5	7	1
C103	Processing and preserving of fruits and vegetables	S	S	S
C104	Manufacture of vegetable and animal oils and fats	3	-	-
C105	Manufacture of dairy products	2	1	-
C106	Manufacture of grain mill products, starches and starch products	59	39	1
C107	Manufacture of other food products	85	157	4
C108	Manufacture of prepared animal feeds	1	1	-
C110	Manufacture of beverages	83	1	-
C131	Spinning, weaving and finishing of textiles	1	-	-
C139	Manufacture of other textiles	S	S	S

Table 13 Number of Establishments and Capacity Utilization for Manufacturing Establishments by Region and Industry Group:
Philippines, 2018*Continued*

2009 PSIC Code	Region / Industry Description	Capacity Utilization		
		70% - 79%	80% - 89%	90% - 100%
		(5)	(6)	(7)
C141	Manufacture of wearing apparel, except fur apparel	-	-	5
C142	Custom tailoring and dressmaking	11	9	5
C161	Sawmilling and planing of wood	3	-	1
C162	Manufacture of products of wood, cork, straw and plaiting materials	6	-	-
C170	Manufacture of paper and paper products	-	-	-
C181	Printing and service activities related to printing	7	17	-
C192	Manufacture of refined petroleum products	S	S	S
C201	Manufacture of basic chemicals	6	1	2
C202	Manufacture of other chemical products, n.e.c.	S	S	S
C221	Manufacture of rubber products	S	S	S
C222	Manufacture of plastics products	S	S	S
C231	Manufacture of glass and glass products	S	S	S
C239	Manufacture of non-metallic mineral products, n.e.c.	7	20	1
C241	Manufacture of basic iron and steel	9	-	1
C243	Casting of metals	S	S	S
C251	Manufacture of structural metal products, tanks, reservoirs and steam generators	-	1	7
C259	Manufacture of other fabricated metal products; metal working service activities	1	11	-
C301	Building of ships and boats	S	S	S
C310	Manufacture of furniture	-	2	-
C323	Manufacture of sports goods	S	S	S
C331	Repair of fabricated metal products, machinery and equipment	10	7	9
	XIII - Caraga	197	240	118
C101	Processing and preserving of meat	1	1	4
C102	Processing and preserving of fish, crustaceans and mollusks	S	S	S
C103	Processing and preserving of fruits and vegetables	S	S	S
C104	Manufacture of vegetable and animal oils and fats	2	-	1
C106	Manufacture of grain mill products, starches and starch products	-	6	1
C107	Manufacture of other food products	142	129	74
C108	Manufacture of prepared animal feeds	-	-	-
C110	Manufacture of beverages	2	41	-
C139	Manufacture of other textiles	1	-	-
C141	Manufacture of wearing apparel, except fur apparel	3	-	-
C142	Custom tailoring and dressmaking	2	-	11
C161	Sawmilling and planing of wood	5	-	-
C162	Manufacture of products of wood, cork, straw and plaiting materials	1	7	2

Table 13 Number of Establishments and Capacity Utilization for Manufacturing Establishments by Region and Industry Group: Philippines, 2018*Concluded*

2009 PSIC Code	Region / Industry Description	Capacity Utilization		
		70% - 79%	80% - 89%	90% - 100%
		(5)	(6)	(7)
C181	Printing and service activities related to printing	7	17	-
C201	Manufacture of basic chemicals	S	S	S
C202	Manufacture of other chemical products, n.e.c.	-	1	1
C231	Manufacture of glass and glass products	S	S	S
C239	Manufacture of non-metallic mineral products, n.e.c.	5	12	8
C241	Manufacture of basic iron and steel	-	3	-
C242	Manufacture of basic precious and other non-ferrous metals	S	S	S
C259	Manufacture of other fabricated metal products; metal working service activities	12	-	6
C275	Manufacture of domestic appliances	-	-	-
C301	Building of ships and boats	S	S	S
C309	Manufacture of transport equipment, n.e.c.	-	-	7
C310	Manufacture of furniture	-	13	-
C321	Manufacture of jewelry, bijouterie and related articles	-	5	-
C324	Manufacture of games and toys	-	3	-
C329	Other manufacturing, n.e.c.	1	-	-
C331	Repair of fabricated metal products, machinery and equipment	13	1	1
	Autonomous Region in Muslim Mindanao	23	111	15
C104	Manufacture of vegetable and animal oils and fats	-	-	-
C106	Manufacture of grain mill products, starches and starch products	12	-	-
C107	Manufacture of other food products	-	69	-
C108	Manufacture of prepared animal feeds	-	-	-
C110	Manufacture of beverages	-	41	-
C142	Custom tailoring and dressmaking	9	-	-
C110	Manufacture of beverages	-	41	-
C142	Custom tailoring and dressmaking	9	-	-
C181	Printing and service activities related to printing	-	-	15
C221	Manufacture of rubber products	S	S	S
C239	Manufacture of non-metallic mineral products, n.e.c.	-	-	-
C251	Manufacture of structural metal products, tanks, reservoirs and steam generators	-	-	-
C310	Manufacture of furniture	-	-	-

Notes: "-" - zero value

S - suppressed

Source: Philippine Statistics Authority, 2018 Census of Philippine Business and Industry

APPENDIX

Appendix 1

2018 Census of Philippine Business and Industry (CPBI Form No. 2)



REPUBLIC OF THE PHILIPPINES
PHILIPPINE STATISTICS AUTHORITY

CPBI Form 2
PSA Approval No. PSA-1907-02
Expires on 31 March 2020



2018 CENSUS OF PHILIPPINE BUSINESS AND INDUSTRY

MINING AND QUARRYING

MANUFACTURING

January – December 2018

Dear Sir/Madam:

The Philippine Statistics Authority (PSA) is conducting the **2018 Census of Philippine Business and Industry (CPBI)**. The **2018 CPBI** aims to provide key measures on the levels, structure, performance and trends of businesses and industries that will be used for planning and policy formulation by the government and private sectors.

This Office is authorized to collect information from businesses and industries under **Republic Act No. 10625 (RA 10625)**. *Section 25* of the same law obliges the establishments to provide the required data. The information collected shall be kept strictly confidential and shall not be used for purposes of taxation, investigation or regulation as provided in *Section 26*.

We appreciate your utmost cooperation by accomplishing this questionnaire and providing PSA with a copy of the 2018 Financial Statement of your establishment. You may also accomplish this questionnaire online at PSA website (<https://cpbi.psa.gov.ph>).

Thank you very much.

Lisa Grace S. Bersales

LISA GRACE S. BERSALES, Ph.D.

Undersecretary
National Statistician and Civil Registrar General

For inquiries, contact:

Telephone Number: _____

E-mail Address: _____

or cpbi@psa.gov.ph

FOR PSA USE ONLY													
FN				QN	QS	QR	ECN						
IND				PROV-MUN			BGY		SZ	LO	EO		

Page 2	PLEASE ENTER ON THE APPROPRIATE SPACE OR BOX THE DATA REQUESTED.	2018 CPBI F2
--------	--	--------------

GENERAL INSTRUCTIONS

⇒ Provide data required in this questionnaire based on the records of your establishment.

⇒ Provide best estimates if exact figures are not available in your records. Indicate N.A. for items which are not applicable.

⇒ Refer to the relevant explanatory notes and definitions provided in specific items when providing responses for each item.

⇒ Include only Philippine-based activities, including imports and exports, of this establishment.

⇒ Mark only one box using a check (✓) unless instructed otherwise.

GENERAL INFORMATION ABOUT THIS ESTABLISHMENT

1. Business and Registered Names, Business Tax Identification Number (TIN) and Address, Company Website and Social Media Account/s of this Establishment in

A. Business Name: _____

B. Registered Name: _____

C. Business TIN: — — —

D. Business Address: _____

Do Not Fill (For PSA Use Only)		
PROV	MUN	BGY

E. Company Website: _____

F. Social Media Account/s:

Others, *specify*: _____

2. Economic Activity or Business in 2018

⇒ Describe in detail the main economic activity, secondary activities and ancillary activities of this establishment.

<p>A. Main Economic Activity <i>(Refers to the activity that contributes the biggest or major portion of the gross income or revenue of this establishment.)</i></p> <p>_____</p> <p>A.1. Major products/goods produced or sold or type of service rendered <i>Specify:</i></p> <p>_____</p> <p>B. Secondary Activities <i>(Refer to activities carried out by this establishment in addition to the main activity and in which the output, like that of the main activity, must be suitable for delivery outside this establishment.)</i></p> <p>_____</p> <p>C. Ancillary Activities <i>(Refer to activities that exist to support the main productive activities of this establishment by providing non-durable goods or services entirely or primarily for the use of this establishment.)</i></p> <p>_____</p>	<table border="1" style="width: 100%; border-collapse: collapse; font-size: 0.8em;"> <tr> <th colspan="2" style="font-size: 0.7em;">Do Not Fill (For PSA Use Only)</th> </tr> <tr> <td style="font-size: 0.6em;">2009 PSIC</td> <td style="text-align: center;"> </td> </tr> </table> <div style="text-align: center; margin-top: 10px;"> </div>	Do Not Fill (For PSA Use Only)		2009 PSIC	
Do Not Fill (For PSA Use Only)					
2009 PSIC	 				

LN NO
01
02
03
04

Continued on Page 3

2018 CPBI F2	PLEASE ENTER ON THE APPROPRIATE SPACE OR BOX THE DATA REQUESTED.	Page 3
--------------	--	--------

GENERAL INFORMATION ABOUT THIS ESTABLISHMENT (continued)

3. Year Started Operation

⇒ Indicate the year when this establishment started its operation regardless of location in the Philippines.

4. Legal Organization in 2018

⇒ Mark (✓) the box corresponding to the description of the legal organization of this establishment.

1 <input type="checkbox"/> Single Proprietorship	5 <input type="checkbox"/> Non-stock, Non-profit Corporation
2 <input type="checkbox"/> Partnership	6 <input type="checkbox"/> Cooperative
3 <input type="checkbox"/> Government Corporation	7 <input type="checkbox"/> Others, <i>specify</i> : _____
4 <input type="checkbox"/> Stock Corporation	

5. Economic Organization in 2018

⇒ Mark (✓) the box corresponding to the description of the economic organization of this establishment.

<p>1 <input type="checkbox"/> Single Establishment</p> <p>2 <input type="checkbox"/> Branch only ⇒ Provide details of Main Office below.</p> <p>3 <input type="checkbox"/> Establishment and Main Office both located in the same address and with branch/es elsewhere ⇒ Provide details of branch/es in Item 22.</p> <p>4 <input type="checkbox"/> Main Office only ⇒ Provide details of branch/es in Item 22.</p> <p>5 <input type="checkbox"/> Ancillary Unit other than Main Office ⇒ Provide details of Main Office below.</p>	<p><i>Single Establishment is an establishment which has neither branch nor main office. It may have ancillary unit/s other than main office, located elsewhere.</i></p> <p><i>Branch is an establishment which has a separate main office located elsewhere.</i></p> <p><i>Main Office is the unit which controls, supervises and directs one or more establishments of an enterprise.</i></p> <p><i>Ancillary Unit is the unit that operates primarily or exclusively for a related establishment or group of related establishments or its parent establishment and provides services that supports those establishments.</i></p>
--	--

A. Registered Name of Main Office

Do Not Fill (For PSA Use Only)

ECN

--	--	--	--	--	--	--	--	--	--

B. Address of Main Office

Do Not Fill (For PSA Use Only)

PROV	MUN	BGY

C. Contact Person in the Main Office

(1) Name: _____	(4) Fax No.: _____
(2) Title/Designation: _____	(5) E-mail Address: _____
(3) Telephone No.: _____	

6. Capital Participation as of 31 December 2018

Capital participation refers to the claims of foreign and/or local investors against capital/equity.

⇒ Indicate the percent share of the stockholders by nationality.

1 Filipino _____%	5 Chinese _____%	9 Malaysian _____%
2 American _____%	6 German _____%	10 Singaporean _____%
3 Australian _____%	7 Japanese _____%	11 Taiwanese _____%
4 British _____%	8 Korean _____%	12 Others, <i>specify</i> : _____%

Continued on Page 4

Page 4	PLEASE ENTER ON THE APPROPRIATE SPACE OR BOX THE DATA REQUESTED.	2018 CPBI F2
--------	--	--------------

EMPLOYMENT

7. Employment as of 15 November 2018

Total Employment refers to the total number of persons, whether paid or unpaid, who work in or for this establishment as of 15 November 2018.

EXCLUDE:

- Members of cooperative who are not involved in the operation of the cooperative
- Workers on sub-contract agreement or under manpower agencies/contractors (to be reported in Item 8)

Paid employees are all full-time and part-time employees working in or for the establishment and receiving regular pay, as well as those working away from this establishment and paid by and under the control of this establishment.

INCLUDE:

- ✓ Employees on sick or maternity leave
- ✓ Employees on paid vacation or holiday
- ✓ Employees on strike/lockout
- ✓ Directors of corporations working for pay
- ✓ Executives/managers and other officers of the same category
- ✓ Working owners receiving regular pay
- ✓ Apprentices and learners receiving regular pay
- ✓ Persons hired only during peak seasons like planting, harvesting, and the like
- ✓ Any other employee receiving regular pay not reported above

EXCLUDE:

- Directors paid solely for their attendance in meetings of Board of Directors
- Consultants
- Workers on indefinite leave
- Working owners who do not receive regular pay
- Homeworkers not in the payroll of this establishment
- Workers receiving commissions only
- Other workers not in the payroll of this establishment

Unpaid workers are working owners who do not receive regular pay, apprentices and learners without regular pay, and persons working for at least 1/3 of the working time normal to this establishment without regular pay.

EXCLUDE:

- Silent or inactive business partners

Employment Type	Male (1)	Female (2)	Total (3)	LN NO
a. Paid Employees				01
b. Unpaid Workers				02
c. Total (sum of a and b)				03

WORKERS ON SUB-CONTRACT AGREEMENT OR UNDER MANPOWER AGENCIES/CONTRACTORS

8. Workers on Sub-Contract Agreement or Under Manpower Agencies/Contractors as of 15 November 2018

Workers on sub-contract agreement or under manpower agencies/contractors are workers employed by the contractors to perform or complete a job, work or service within the premise of this establishment pursuant to a service agreement. These are workers which are not in the payroll of this establishment.

	Male (1)	Female (2)	Total (3)	LN NO
Workers on Sub-Contract Agreement or Under Manpower Agencies/Contractors				01

Continued on Page 5

2018 CPBI F2	PLEASE ENTER ON THE APPROPRIATE SPACE OR BOX THE DATA REQUESTED.	Page 5
--------------	--	--------

RESEARCH AND DEVELOPMENT (R&D) PERSONNEL

9. R&D Personnel as of 15 November 2018

Research and Development (R&D) refers to creative work undertaken as a systematic basis in order to increase the stock of knowledge, including knowledge of man, culture and society, and the use of this stock of knowledge to devise new applications.

R&D personnel are all persons employed directly on R&D as well as those providing direct services such as R&D managers, administrators and clerical staff. R&D personnel are classified into three categories: researchers, technicians and other R&D personnel.

Researcher refers to person working in those capacities, who uses or creates scientific knowledge and engineering and technological principles; i.e. person with scientific or technological training who is engaged in work in R&D, who directs the execution of R&D.

Technician refers to person engaged in that capacity in R&D who had vocational or technical training in any branch of knowledge and technology.

Other R&D personnel refers to persons who are directly associated with the performance of R&D; clerical, secretarial and administrative personnel, skilled, semi-skilled and unskilled workers in various trades and all other supporting workers.

R&D Personnel of this Establishment	Male (1)	Female (2)	Total (3)	LN NO
a. Researchers				01
b. Technicians				02
c. Other R&D Personnel				03
d. Total (sum of a to c)				04

PRODUCTION WORKERS AND HOURS WORKED

10. Number of Production Workers as of 15 November 2018

Production workers are workers directly engaged in the production process.

INCLUDE:

- ✓ Working foremen

EXCLUDE:

- Apprentices and other learners receiving regular pay/not directly engaged in production process
- Managers, executives, administrative and technical personnel above foremen level
- Accounting and personnel staff

	Male (1)	Female (2)	Total (3)	LN NO
a. Production Workers Directly-hired				01
b. Production Workers on Sub-Contract Agreement or Under Manpower Agencies/Contractors				02

11. Total Hours Worked by Production Workers in 2018

Number of hours worked by production workers refers to the number of hours actually spent by these workers at work for the whole year of 2018.

INCLUDE:

- ✓ Waiting time and overtime

EXCLUDE:

- Time spent for paid sick leave and paid vacation leave

	Male (1)	Female (2)	Total (3)	LN NO
a. Total Hours Worked by Production Workers Directly-hired				01
b. Total Hours Worked by Production Workers on Sub-Contract Agreement or Under Manpower Agencies/Contractors				02

Continued on Page 6

Page 6	PLEASE ENTER ON THE APPROPRIATE SPACE OR BOX THE DATA REQUESTED.	2018 CPBI F2
REVENUE AND EXPENSE ACCOUNT		
12. Revenue in 2018		
TYPE OF REVENUE	VALUE IN PESOS (Omit centavos)	LN NO
a. Sale of products/by-products (sum of 1 to 4)		01
1. Sales to domestic market (Sale of products/by-products of this establishment to another establishment including, producer, wholesaler and retailer, of a different enterprise.)		02
2. Interplant transfers (Shipment of products produced to other domestic plants or establishments belonging to the same enterprise as this establishment. These should be valued as though sold.)		03
3. Direct exports (Products produced and shipped directly outside the country by this establishment.)		04
4. Sales to exporters (Sale of products/by-products locally to exporters by this establishment.)		05
b. Sale of goods (Revenue from goods sold in similar condition as purchased.)		06
c. Revenue from industrial service done for others (sum of 1 and 2)		07
1. Contract and commission work done for others (Revenue from outsourcing activities done on materials owned and controlled by another establishment .)		08
2. Industrial repair, maintenance and installation work		09
d. Revenue from non-industrial service done for others (sum of 1 to 6)		10
1. Rent income from land		11
2. Rental income from buildings, warehouses and other structures		12
3. Rental income from machinery and transport equipment		13
4. Rental income from office equipment		14
5. Other rental income, specify: _____		15
6. Other non-industrial service done for others (sum of a and b) Specify:		16
a) _____		17
b) _____		18
e. Interest income (INCLUDE: interest on finance leases; earnings on discounted bills; interest from deposits in banks and other financial institutions; interest/discounts on loans, deposits, financing, bonds, money market, etc.)		19
f. Dividend income		20
g. Commissions and fees earned		21
h. Royalty income (Income received for trademarks, copyrights and patents and concessions.)		22
i. Franchise income (Income received to distribute or sell a product or service.)		23
j. Delivery charges separately invoiced to customers		24

Continued on Page 7

2018 CPBI F2	PLEASE ENTER ON THE APPROPRIATE SPACE OR BOX THE DATA REQUESTED.	Page 7
REVENUE AND EXPENSE ACCOUNT (continued)		
12. Revenue in 2018		
TYPE OF REVENUE	VALUE IN PESOS (Omit centavos)	LN NO
k. Other income (sum of 1 to 5)		25
1. Foreign exchange gains		26
2. Gain from sale of assets		27
3. Gain resulting from the change in the fair value of assets, inventories		28
4. Gain from sale of investment assets and marketable securities		29
5. Others (sum of a to c) <i>Specify:</i>		30
a) _____		31
b) _____		32
c) _____		33
l. Total Revenue (sum of a to k)		34
13. Subsidies Received from the Government in 2018		
<i>Subsidies refer to special grants received from the government in the form of financial assistance or tax exemption or tax privilege to aid and develop an industry.</i>		
Mark (✓) applicable box/es corresponding to the types of subsidies received from the government.		
1 <input type="checkbox"/> Price support and price discount	7 <input type="checkbox"/> Subsidies to public corporations and quasi-corporations	01
2 <input type="checkbox"/> Interest rate subsidy	8 <input type="checkbox"/> Subsidies on products used domestically	
3 <input type="checkbox"/> Import subsidies	9 <input type="checkbox"/> Subsidies on payroll or workforce	
4 <input type="checkbox"/> Direct subsidies on export	10 <input type="checkbox"/> Subsidies to reduce pollution	
5 <input type="checkbox"/> Subsidies resulting from multiple exchange rate	11 <input type="checkbox"/> Others, <i>specify</i> _____	
6 <input type="checkbox"/> Tax exemption/tax privilege/tax deduction		
14. Expense in 2018		
TYPE OF EXPENSE	VALUE IN PESOS (Omit centavos)	LN NO
a. Cost of products/by-products sold and contract and commission work done for others (sum of 1 to 5 less 6)		01
1. Raw materials used (sum of a and b less c) (<i>INCLUDE: Raw materials and fuels that enter into the product.</i>)		02
a) Raw materials inventories, beginning		03
b) Raw materials purchased		04
c) Raw materials inventories, ending		05
2. Compensation for direct and indirect labor in production (<i>EXCLUDE: R&D personnel</i>) (sum of a to c)		06
a) Gross salaries and wages and other benefits (<i>Refer to payments in cash or in kind prior to any deductions for employee's contributions to SSS/GSIS, withholding tax, etc.</i>)		07
b) Separation, retirement/terminal pay and gratuities, etc.		08
c) Total employer's contribution to SSS/GSIS, ECC, etc. (<i>INCLUDE: Employer's contribution paid by this establishment to SSS/GSIS, Employees' Compensation Commission (ECC), PhilHealth, PAG-IBIG, etc.</i>)		09

Continued on Page 8

Page 8	PLEASE ENTER ON THE APPROPRIATE SPACE OR BOX THE DATA REQUESTED.	2018 CPBI F2
REVENUE AND EXPENSE ACCOUNT (continued)		
14. Expense in 2018		
TYPE OF EXPENSE	VALUE IN PESOS (Omit centavos)	LN NO
3. Compensation for R&D personnel in production (sum of a to c)		10
a) Gross salaries and wages and other benefits		11
b) Separation, retirement/terminal pay and gratuities, etc.		12
c) Total employer's contribution to SSS/GSIS, ECC, etc.		13
4. Overhead expense (sum of a to m)		14
a) Materials and supplies (INCLUDE: Blasting materials, hardware materials, electric cables and wires, containers and packing materials, spare parts and non-durable tools and other plant supplies)		15
b) Fuels, lubricants, oils and greases		16
c) Electricity		17
d) Water		18
e) Industrial service done by others (sum of 1 and 2)		19
1) Contract and commission work done by others		20
2) Industrial repair, maintenance and installation work done by others		21
f) Non-industrial service done by others (sum of 1 to 6)		22
1) Rent expense for land		23
2) Rental expense for buildings, warehouses and other structures		24
3) Rental expense for machinery and transport equipment		25
4) Rental expense for office equipment		26
5) Other rental expense, specify: _____		27
6) Other non-industrial service done by others with respect to production (INCLUDE: Stevedoring, forwarding and freight charges; storage and warehousing fees; janitorial, security and messengerial service fee; etc.)		28
g) Taxes on products and other taxes on production (sum of 1 and 2)		29
1) Taxes on products (Taxes paid on products by producer or by the purchaser of the product. INCLUDE: Import tax, export tax, excise tax, value added tax, sales tax, gross receipts tax, etc.)		30
2) Other taxes on production (Taxes paid by the producer due to production. INCLUDE: Business licenses, real estate tax, road tax, environmental tax, etc. EXCLUDE: Income tax.)		31
h) Royalty fee (Expense for trademarks, copyrights, patents or secrecy; and concessions or leases of subsoil assets)		32

Continued on Page 9

2018 CPBI F2	PLEASE ENTER ON THE APPROPRIATE SPACE OR BOX THE DATA REQUESTED.	Page 9
REVENUE AND EXPENSE ACCOUNT (continued)		
14. Expense in 2018		
TYPE OF EXPENSE	VALUE IN PESOS (Omit centavos)	LN NO
i) Franchise fee (Expense made for license to make, distribute or sell a product or service)		33
j) Research and development (R&D) expense (Amount spent on any systematic, scientific and creative work undertaken to increase the stock of knowledge and the use of this knowledge to create new or improved products, processes, services, and other applications. EXCLUDE: Market research, testing analysis for quality control, minor alterations to existing products, legal and administrative work in connection with patent applications; R&D capitalized.) Mark (✓) applicable box/es corresponding to the types of R&D expenses incurred. 1 <input type="checkbox"/> In-house R&D 2 <input type="checkbox"/> Outsourced R&D 3 <input type="checkbox"/> Acquisition of external knowledge 4 <input type="checkbox"/> Training expenses related to R&D 5 <input type="checkbox"/> Materials and supplies related to R&D 6 <input type="checkbox"/> Others, <i>specify:</i> _____		34
k) Depreciation for machineries and equipment used in production		35
l) Amortization for intangible assets used in production		36
m) Other overhead cost, <i>specify:</i> _____		37
5. Finished products and work-in-progress inventories, beginning		38
6. Finished products and work-in-progress inventories, ending		39
b. Cost of goods sold (sum of 1 and 2 less 3)		40
1. Goods for resale inventories, beginning		41
2. Goods purchased for resale (Acquisition cost of goods purchased for resale without transformation or processing.)		42
3. Goods for resale inventories, ending		43
c. Interest expense (Interest paid for loans obtained from banks and other financial institutions.)		44
d. General administrative and other operating expenses (sum of 1 to 16)		45
1. Compensation for indirect labor (EXCLUDE: R&D personnel) (sum of a to c)		46
a) Gross salaries and wages and other benefits		47
b) Separation, retirement/terminal pay and gratuities, etc.		48
c) Total employer's contribution to SSS/GSIS, ECC, etc.		49
2. Compensation for R&D personnel not in production (sum of a to c)		50
a) Gross salaries and wages and other benefits		51
b) Separation, retirement/terminal pay and gratuities, etc.		52
c) Total employer's contribution to SSS/GSIS, ECC, etc.		53

Continued on Page 10

Page 10	PLEASE ENTER ON THE APPROPRIATE SPACE OR BOX THE DATA REQUESTED.	2018 CPBI F2
REVENUE AND EXPENSE ACCOUNT (continued)		
14. Expense in 2018		
TYPE OF EXPENSE	VALUE IN PESOS (Omit centavos)	LN NO
3. Other materials and supplies (<i>INCLUDE: Office supplies, non-durable tools, working clothes and other supplies</i>)		54
4. Other fuels, lubricants, oils and greases		55
5. Electricity		56
6. Water		57
7. Industrial service done by others (<i>sum of a and b</i>)		58
a) Contract and commission work done by others		59
b) Industrial repair, maintenance and installation work		60
8. Non-industrial service done by others (<i>sum of a to i</i>)		61
a) Rent expense for land		62
b) Rental expense for buildings, warehouses and other structures		63
c) Rental expense for machinery and transport equipment		64
d) Rental expense for office equipment		65
e) Other rental expense, <i>specify:</i> _____		66
f) Communication expense		67
g) Insurance expense		68
h) Transport service expense (<i>INCLUDE: Stevedoring, forwarding and freight charges.</i>)		69
i) Other non- industrial service done by others (<i>INCLUDE: Transportation and representation expense; bank charges; professional, business and other service fees; storage and warehousing fees; advertising and promotional expenses; management fee; janitorial, security and messengerial service fee etc.</i>)		70
9. Other taxes and licenses		71
10. Royalty fee		72
11. Franchise fee		73
12. Research and development (R&D) expense Mark (✓) applicable box/es corresponding to the types of R&D expenses incurred. 1 <input type="checkbox"/> In-house R&D 2 <input type="checkbox"/> Outsourced R&D 3 <input type="checkbox"/> Acquisition of external knowledge 4 <input type="checkbox"/> Training expenses related to R&D 5 <input type="checkbox"/> Materials and supplies related to R&D 6 <input type="checkbox"/> Others, <i>specify:</i> _____		74
13. Environmental protection expense (<i>Amount spent for the prevention, reduction and elimination of pollution as well as any degradation of the environment such as environmental protection services like wastewater treatment, reforestation, etc.</i>)		75

Continued on Page 11

2018 CPBI F2	PLEASE ENTER ON THE APPROPRIATE SPACE OR BOX THE DATA REQUESTED.	Page 11
REVENUE AND EXPENSE ACCOUNT (continued)		
14. Expense in 2018		
TYPE OF EXPENSE	VALUE IN PESOS (Omit centavos)	LN NO
14. Other depreciation expense		76
15. Other amortization expense		77
16. Other expense (sum of a to g)		78
a) Foreign exchange losses		79
b) Charitable donations and grants		80
c) Bad and doubtful debts (Report net of bad debts recovered.)		81
d) Loss from sale of assets		82
e) Loss resulting from the change in the fair value of assets, inventories		83
f) Loss from sale of investment assets and marketable securities		84
g) Others (sum of 1 to 3) Specify:		85
1) _____		86
2) _____		87
3) _____		88
e. Total Expense (sum of a to d)		89
E-COMMERCE TRANSACTIONS		
15. Sales from E-commerce Transactions in 2018 <i>E-commerce refers to the sale or purchase of goods and services, whether between businesses, households, individuals, government, and other public or private organizations, conducted over computer-mediated networks. The goods and services are ordered over those networks, but the payment and the ultimate delivery of the good or service may be conducted on or offline.</i> INCLUDE: Orders made in web pages, extranet or Electronic Data Interchange (EDI). EXCLUDE: Orders made by telephone calls, facsimile, or manually typed e-mail.	PERCENT SHARE TO TOTAL REVENUE IN 2018	LN NO
a. Percentage share of e-commerce transactions via internet to the total revenue in 2018	_____ %	01
b. Percentage share of e-commerce transactions via network channels other than internet to the total revenue in 2018	_____ %	02

Continued on Page 12

CAPITAL EXPENDITURES, SALE AND BOOK VALUE OF TANGIBLE FIXED ASSETS, INCLUDING LOSSES AND DAMAGES

16. Capital Expenditures, Sale and Book Value of Tangible Fixed Assets, Including Losses and Damages in 2018

Tangible Fixed Assets refer to physical assets (tangible) acquired and for use of this establishment and expected to have a productive life of more than one year. These include: land; buildings, other structures and land improvement; transport equipment; machinery and equipment; sub-soil assets; valuables; and other tangible fixed assets.

INCLUDE:

- ✓ Tangible fixed assets received from other establishments belonging to the same enterprise as this establishment should be valued as though purchased.
- ✓ Delivery charges and installation costs, taxes and other necessary fees (import duties, registration fees, etc.).

EXCLUDE:

- ✗ Financing cost

Capital expenditures for tangible fixed assets refer to the full value of fixed assets acquired during the year whether or not full payments have been made.

Sale of tangible fixed assets refers to the actual amount received/realized (not book value) from the sale of fixed assets during the year including the value of fixed assets transferred to other establishments of the same enterprise.

Losses and damages refer to the decrease in the book value of tangible fixed assets due to theft, major catastrophe, and other accidental destructions.

Book value refers to the initial or acquisition cost of tangible fixed assets less accumulated depreciation charges. Include in Book Value as of 31 December 2018 the capital expenditures for the corresponding tangible fixed assets.

TYPE OF TANGIBLE FIXED ASSETS	VALUE IN PESOS (Omit centavos)					LN NO
	CAPITAL EXPENDITURES FOR TANGIBLE FIXED ASSETS		SALE OF TANGIBLE FIXED ASSETS	LOSSES AND DAMAGES	BOOK VALUE AS OF 31 DECEMBER 2018	
	TOTAL	PERCENT Directly Imported				
	(1)	(2)	(3)	(4)	(5)	
a. Land						01
b. Buildings, other structures and land improvements (<i>INCLUDE: Leasehold improvements, major repairs, renovations and additions.</i>)						02
c. Transport equipment (<i>INCLUDE: Aircrafts, ships/vessels, trains, buses, cars, trucks and other transport equipment.</i>)						03
d. Machinery and equipment (sum of 1 to 4)						04
1. ICT machinery and equipment (<i>INCLUDE: Computer and peripherals, telecommunications equipment and apparatus.</i>)						05
2. Specialized industrial machinery (<i>INCLUDE: Metal working machineries; mining machineries; textile machineries; sawmill machineries; sugar mill machineries; and other special industrial machineries.</i>)						06
3. General industrial machinery and equipment (<i>INCLUDE: Air-conditioning and refrigeration equipment; pumps and compressor; power generating equipment; other electronic machinery and equipment other than telecommunications.</i>)						07
4. Other machinery and equipment (<i>INCLUDE: Professional scientific and controlling instruments; photographic equipment and optical goods; and others.</i>)						08
e. Sub-soil assets - for Mining establishments only (<i>INCLUDE: Coal, oil and natural gas reserves; and metallic/non-metallic reserves.</i>)						09
f. Valuables (<i>INCLUDE: Precious stones and metals, paintings, sculptures, antiques, etc.</i>)						10
g. Other tangible fixed assets (<i>INCLUDE: Furniture and fixtures and other fixed assets not specified above.</i>)						11
h. Total (sum of a to g)						12

Continued on Page 13

2018 CPBI F2	PLEASE ENTER ON THE APPROPRIATE SPACE OR BOX THE DATA REQUESTED.	Page 13
--------------	--	---------

CAPITAL EXPENDITURES FOR ALL TANGIBLE FIXED ASSETS BY MODE OF ACQUISITION

17. Capital Expenditures for All Tangible Fixed Assets by Mode of Acquisition in 2018

⇒ Report the full value of all tangible fixed assets **acquired in 2018** by mode of acquisition. Total in this item should be equal to the **Total** reported in Item 16 column 1.

New tangible fixed assets refer to brand new tangible fixed assets acquired during the year, including directly/newly imported tangible fixed assets. **Directly/newly imported tangible fixed assets** are considered new whether or not they were used before they were imported.

Major alterations and improvements on tangible fixed assets are done to increase the performance or capacity of existing tangible fixed assets or to significantly extend their expected service lives.

Used tangible fixed assets refer to those that have been previously used within the country.

Tangible fixed assets produced on own account refer to the physical assets produced by the establishment for its own use. It should be valued as the cost of all work put in place including overhead cost.

MODE OF ACQUISITION	VALUE IN PESOS (Omit centavos)	LN NO
a. New tangible fixed assets		01
b. Major alterations and improvements on tangible fixed assets		02
c. Land and used tangible fixed assets		03
d. Tangible fixed assets produced on own account		04
e. Total (sum of a to d)		05

CAPITAL EXPENDITURES AND BOOK VALUE FOR INTANGIBLE ASSETS

18. Capital Expenditures and Book Value for Intangible Assets in 2018

⇒ Report the full value of all intangible fixed assets **acquired in 2018** and **book value as of 31 December 2018**.

Intangible assets are assets that are not physical in nature. Corporate intellectual property such as patents, trademarks, copyrights, and business methodologies; goodwill; and brand recognition are all common intangible assets. This type of assets also includes mineral exploration; computer software and databases; and entertainment, literary and artistic originals.

TYPE OF INTANGIBLE ASSETS	VALUE IN PESOS (Omit centavos)		LN NO
	CAPITAL EXPENDITURES (1)	BOOK VALUE AS OF 31 DECEMBER 2018 (2)	
a. Intangible non-produced assets (<i>INCLUDE: Purchased goodwill; patents, trademarks; franchises; licenses; processes; and copyrights; concessions; leases and other transferable contract.</i>)			01
b. Computer software and databases (<i>INCLUDE: Computer programs; systems and applications software purchased; computer software developed in-house; computer databases purchased; and computer databases developed in-house.</i>)			02
c. Mineral exploration and evaluation (<i>Expenditures on exploration for petroleum and natural gas and for non-petroleum deposits and subsequent evaluation of the discoveries made.</i>)			03
d. Entertainment, literary and artistic originals (<i>INCLUDE: Original films, sound recordings, manuscripts, tapes, models, etc., on which drama performances, radio and television programming, musical performances, sporting events, literary and artistic output, etc., are recorded.</i>)			04
e. Research and development			05
f. Other intangible assets			06
g. Total (sum of a to f)			07

Continued on Page 14

Page 14	PLEASE ENTER ON THE APPROPRIATE SPACE OR BOX THE DATA REQUESTED.	2018 CPBI F2
---------	--	--------------

TOTAL ASSETS		
19. Total Assets as of 31 December 2018 ⇒ Report the value of total assets of this establishment as of 31 December 2018 <i>Total assets are resources including land owned and/or controlled by the establishment as a result of past transactions and events from which future economic benefits are expected to flow to the enterprise.</i>	VALUE IN PESOS (Omit centavos)	LN NO 01

CAPACITY UTILIZATION	
20. Average Capacity Utilization Rate of this Establishment in 2018 <div style="border: 1px solid black; padding: 5px; margin: 5px 0;"> <i>Capacity utilization is the ratio of total output to the maximum rated capacity of this establishment.</i> </div> ⇒ Mark (✓) the appropriate box corresponding to the capacity utilization of this establishment in 2018. <div style="display: flex; justify-content: space-between;"> <div>1 <input type="checkbox"/> Below 50%</div> <div>3 <input type="checkbox"/> 60% - 69%</div> <div>5 <input type="checkbox"/> 80% - 89%</div> </div> <div style="display: flex; justify-content: space-between;"> <div>2 <input type="checkbox"/> 50% - 59%</div> <div>4 <input type="checkbox"/> 70% - 79%</div> <div>6 <input type="checkbox"/> 90% - 100%</div> </div>	

INVENTORIES			
21. Inventories in 2018 <div style="border: 1px solid black; padding: 5px; margin: 5px 0;"> <i>Inventories refer to stocks of goods owned by or under the control of the establishment as of a fixed date, regardless of where the stocks are located.</i> Stocks of raw materials, fuels and supplies should be valued at current replacement cost in purchaser prices at the indicated dates. Finished products, work-in-progress and goods for resale should be valued at producer prices. <i>Replacement Cost is the cost of an item in terms of its present price rather than its original price.</i> <i>Finished products refer to the value of goods manufactured by this establishment that are ready for sale/shipment.</i> <i>Work-in-progress refers to value of all materials which have been partially processed by the establishment but which are not usually sold or turned over to other establishments without further processing.</i> </div>			
TYPE OF INVENTORIES	VALUE IN PESOS (Omit centavos)		LN NO
	As of 1 January 2018 (1)	As of 31 December 2018 (2)	
a. Finished products			01
b. Work-in-progress			02
c. Raw materials			03
d. Other materials and supplies <i>(INCLUDE: Blasting materials, containers, packing materials, plant supplies, office supplies, non-durable tools and spare parts, working clothes, etc.)</i>			04
e. Fuel, lubricants, oils and greases			05
f. Goods for resale			06
g. Others, <i>specify:</i> _____			07
h. Total (sum of a to g)			08

Continued on Page 15

2018 CPBI F2	PLEASE ENTER ON THE APPROPRIATE SPACE OR BOX THE DATA REQUESTED.	Page 15
--------------	--	---------

22. Branches, Divisions and Plants Owned or Controlled (for Main Office)

⇒ Indicate the total number of branches, divisions and plants owned or controlled by this establishment. List the name, address, main economic activity, total employment as of 15 November 2018 and year started operation of branches, divisions, plants, or other establishments that this establishment owns or controls.

Total Number of Branches/Divisions/Plants in the Philippines					
NAME OF BRANCH/DIVISION/ PLANT	ADDRESS	MAIN ECONOMIC ACTIVITY	TOTAL EMPLOY- MENT as of 15 November 2018	YEAR STARTED OPERA- TION	Do Not Fill (For PSA Use Only) PROV/MUN/BGY ECN
	(1)	(2)	(3)	(4)	(5)
1					
2					
3					
4					
5					
6					

⇒ Please use additional sheets, if necessary.

23. Remarks

Continued on Page 16

24. Certification

I hereby certify that this report for the period _____ to _____ has been completed as accurately as the records of this establishment allow and with the best estimates in instances when data are not available from the records of this establishment.

Name _____ Signature _____

Title/Designation _____ Date _____

25. Contact Person

Person to be contacted for queries regarding entries in this questionnaire:

Name _____ Address _____

Title/Designation _____

Tel. No. _____ Fax No. _____ E-mail Address _____

THANK YOU FOR ACCOMPLISHING THIS QUESTIONNAIRE!

26. Processing Information: Do Not Fill (For PSA Use Only)

Activity	Name	Signature	Number of Items with Errors	Date
Provincial Office:				
Distributed by				/ /
Collected/Field Edited by				/ /
Manually Processed by				/ /
Machine Processed by				/ /
RSSO:				
Validated by				/ /
Central Office:				
Validated by				/ /

For Inquiries:

PHILIPPINE STATISTICS AUTHORITY

PSA Complex, East Avenue, Diliman, Quezon City, Philippines 1101

Tel. No. +63(2) 84626600 loc. 820 • Telefax No. +63(2) 84626600 loc. 839

E-mail address: info@psa.gov.ph • kmcd.staff@psa.gov.ph



Visit us on
www.psa.gov.ph



Like us on Facebook
[/PSAgovph](https://www.facebook.com/PSAgovph)



Follow us on Twitter
[@PSAgovph](https://twitter.com/PSAgovph)