



ISSN-1656-4979

REPUBLIC OF THE PHILIPPINES

**PHILIPPINE STATISTICS AUTHORITY**

# 2018 Census of Philippine Business and Industry

**Volume VI**

## Construction



**Volume VI**

**ISSN 1656 - 4979**

# **2018 CENSUS OF PHILIPPINE BUSINESS AND INDUSTRY**

## **CONSTRUCTION**



REPUBLIC OF THE PHILIPPINES  
PHILIPPINE STATISTICS AUTHORITY



**REPUBLIC OF THE PHILIPPINES**

**PRESIDENT RODRIGO ROA DUTERTE**



Republic of the Philippines  
Philippine Statistics Authority

**DENNIS S. MAPA, Ph.D.**

*Undersecretary*

*National Statistician and Civil Registrar General*

Copyright © 2021 by Philippine Statistics Authority  
PSA CVEA Building, East Avenue, Diliman Quezon City,  
Philippines



## FOREWORD

This publication presents the results of the **2018 Census of Philippine Business and Industry (CPBI)**. The 2018 CPBI was conducted nationwide by the Philippine Statistics Authority (PSA) in 2019, with 2018 as the reference period for all data items. It is the PSA's intent that the 2018 CPBI serve as a prime and recent source of information and data on businesses and industries in the Philippines.

Among the data items contained in the 2018 CPBI are: the number of establishments in the country, figures on employment, compensation, revenues, expenses, tangible fixed assets, intangible assets, and inventories, as well as information on value-added, and e-commerce transactions. These data items are presented from the viewpoint of the national and regional levels and disaggregated by industry.

The PSA expects that the 2018 CPBI becomes a useful resource material to both the government and the private sector in the formulation of policies and economic development plans. The results of the 2018 CPBI would not have been realized without the trust accorded to the PSA by the sample establishments. The PSA sincerely recognizes the cooperation of all the establishments in providing and entrusting their data to us for statistical purposes.

**DENNIS S. MAPA, Ph.D.**

Undersecretary

National Statistician and Civil Registrar General

Quezon City, Philippines

December 2021



# TABLE OF CONTENTS

	<b>Page</b>
FOREWORD .....	iii
TABLE OF CONTENTS .....	v
EXPLANATORY TEXT.....	xi
Introduction.....	xi
Uses of CPBI Data.....	xi
Legal Authority.....	xii
Confidentiality of Information .....	xiii
Unit of Enumeration .....	xiii
Taxonomy of Establishments .....	xiv
Economic Organization .....	xiv
Legal Organization .....	xv
Industrial Classification .....	xvi
Size of Establishments .....	xviii
Geographic Classification .....	xix
Scope and Coverage .....	xix
Sampling Frame .....	xxii
Sampling Method .....	xxiii
Sampling Units.....	xxiii
Sampling Domains .....	xxiv
Industry Domain .....	xxiv
Employment Stratum .....	xxv
Geographic Domain .....	xxvi
Sample Size and Allocation.....	xxvii
Response Rate .....	xxxii
Estimation Procedures .....	xxxiv
Weight Adjustments .....	xxxiv
The Questionnaires .....	xxxv
The Data Items .....	xxxvi
Limitations of Data .....	xxxvii
Concepts and Definitions .....	xxxviii
Publication Volumes.....	xliv
Symbols and Abbreviations Used in Statistical Tables .....	xlv
Description of Industries for Construction .....	xlvi

## TABLE OF CONTENTS – *Continued*

	<b>Page</b>
BRIEF ANALYSIS .....	xlvii
Figure 1    Percent Distribution of Construction Establishments by Industry Group: Philippines, 2018 CPBI .....	xlvii
Figure 2    Employment Distribution for Construction Establishments, Philippines: 2018 CPBI .....	xlviii
Figure 3    Top Five Industry Groups in Terms of Average Annual Compensation for Construction Establishments, Philippines: 2018 CPBI.....	xlix
Figure 4    Top Five Industry Groups in Terms of Total Revenue and Total Expense for Construction Establishments, Philippines: 2018 CPBI .....	I
Figure 5    Value Added for Construction Establishments, Philippines, 2018 CPBI .....	lxxi
Table A    Comparative Statistics for Construction Establishments by Industry Group: Philippines, 2018 and 2012 CPBI .....	lii
Table B    Selected Indicators for Construction Establishments by Industry Group: Philippines, 2018 CPBI .....	lvi
Table C    Selected Indicators for Construction Establishments by Region: Philippines, 2018 CPBI .....	lvii



## TABLE OF CONTENTS – *Continued*

### LIST OF STATISTICAL TABLES

Table No	Table Title	Page
Table 1	Summary Statistics for Construction Establishments by Region and Industry Group: Philippines, 2018.....	1
Table 2	Number of Establishments and Employment by Type and Sex for Construction Establishments by Region and Industry Group: Philippines, 2018.....	16
Table 2.1	Number of Establishments and Workers on Sub-Contract Agreement or Under Manpower Agencies/Contractors by Sex for Construction Establishments by Region and Industry Group: Philippines, 2018.....	21
Table 2.2	Number of Establishments, Construction Workers and Hours Worked by Sex for Construction Establishments by Region and Industry Group: Philippines, 2018.....	26
Table 3	Number of Establishments and Compensation by Type for Construction Establishments by Region and Industry Group: Philippines, 2018.....	56
Table 3.1	Number of Establishments and Compensation for Direct Labor by Type for Construction Establishments by Region and Industry Group: Philippines, 2018.....	61
Table 3.2	Number of Establishments and Compensation for Indirect Labor by Type for Construction Establishments by Region and Industry Group: Philippines, 2018.....	66
Table 4	Number of Establishments and Value of Output for Construction Establishments by Region and Industry Group: Philippines, 2018.....	71
Table 4.1	Number of Establishments and Revenue by Type for Construction Establishments by Region and Industry Group: Philippines, 2018.....	81
Table 4.2	Number of Establishments and Revenue from Domestic Construction Activities by Type for Construction Establishments by Region and Industry Group: Philippines, 2018.....	86
Table 4.3	Number of Establishments and Revenue from Non-Industrial Services Done for Others by Type for Construction Establishments by Region and Industry Group: Philippines, 2018.....	91

## TABLE OF CONTENTS – *Continued*

### LIST OF STATISTICAL TABLES

Table No	Table Title	Page
Table 4.4	Number of Establishments and Other Income by Type for Construction Establishments by Region and Industry Group: Philippines, 2018.....	96
Table 5	Number of Establishments Intermediate Expense by Type for Construction Establishments by Region and Industry Group: Philippines, 2018.....	101
Table 5.1	Number of Establishments and Expense by Type for Construction Establishments by Region and Industry Group: Philippines, 2018.....	111
Table 5.2	Number of Establishments and Cost of Construction Contracts for Construction Establishments by Region and Industry Group: Philippines, 2018.....	121
Table 5.3	Number of Establishments and Overhead Expense by Type for Construction Establishments by Region and Industry Group: Philippines, 2018.....	131
Table 5.4	Number of Establishments and General Administrative and Other Operating Expenses by Type for Construction Establishments by Region and Industry Group: Philippines, 2018.....	146
Table 5.5	Number of Establishments and Cost of Construction Materials and Supplies for Construction Establishments by Region and Industry Group: Philippines, 2018.....	166
Table 5.6	Number of Establishments and Industrial Service Done by Others for Construction Establishments by Region and Industry Group: Philippines, 2018.....	171
Table 5.7	Number of Establishments and Non-industrial Service Done by Others for Construction Establishments by Region and Industry Group: Philippines, 2018.....	176
Table 5.8	Number of Establishments and Other Expense by Type for Construction Establishments by Region and Industry Group: Philippines, 2018.....	191

## TABLE OF CONTENTS – *Continued*

### LIST OF STATISTICAL TABLES

Table No	Table Title	Page
Table 6	Number of Establishments and Capital Expenditures by Type of Tangible Fixed Assets for Construction Establishments by Region and Industry Group: Philippines, 2018.....	201
Table 6.1	Number of Establishments and Capital Expenditures for Directly Imported Tangible Fixed Assets by Type for Construction Establishments by Region and Industry Group: Philippines, 2018.....	216
Table 6.2	Number of Establishments and Capital Expenditures for Tangible Fixed Assets by Mode of Acquisition for Construction Establishments by Region and Industry Group: Philippines, 2018	226
Table 7	Number of Establishments and Capital Expenditures for Intangible Assets by Type for Construction Establishments by Region and Industry Group: Philippines, 2018.....	236
Table 8	Number of Establishments and Gross Additions to Tangible Fixed Assets for Construction Establishments by Region and Industry Group: Philippines, 2018 .....	246
Table 8.1	Number of Establishments and Sale of Tangible Fixed Assets by Type for Construction Establishments by Region and Industry Group: Philippines, 2018 .....	251
Table 8.2	Number of Establishments and Losses and Damages to Tangible Fixed Assets for Construction Establishments by Region and Industry Group: Philippines, 2018.....	266
Table 9	Number of Establishments and Book Value of Tangible Fixed Assets by Type for Construction Establishments by Region and Industry Group: Philippines, 2018.....	281
Table 10	Number of Establishments and Book Value of Intangible Assets by Type for Construction Establishments by Region and Industry Group: Philippines, 2018.....	296
Table 11	Number of Establishments and Value of Inventories by Type for Construction Establishments by Region and Industry Group: Philippines, 2018.....	306

## **TABLE OF CONTENTS – *Continued***

### **LIST OF STATISTICAL TABLES**

<b>Table No</b>	<b>Table Title</b>	<b>Page</b>
Table 12	Number of Establishments and Research and Development (R&D) Personnel by Sex, Expense and Intangible Assets for Construction Establishments by Region and Industry Group: Philippines, 2018.....	326
Appendix 1	CPBI Form 4 .....	339

# **EXPLANATORY TEXT**

## **Introduction**

The Census of Philippine Business and Industry (CPBI) is one of the three national censuses being conducted by the Philippine Statistics Authority (PSA) as per Republic Act No. 10625 (RA 10625). The CPBI is also a designated statistical activity as per Executive Order No. 352 (EO No. 352), series of 1996.

The 2018 CPBI was the 16th in the series of economic censuses in the country and preceded by those of 2012, 2006, 1999, 1994, 1988, 1983, 1978, 1975, 1972, 1967, 1961, 1948, 1939, 1918, and 1903.

In general, the CPBI aims to collect and generate information on the levels, structure, performance, and trends of economic activities of the formal sector in the entire country for the year 2018. It also serves as benchmark information for the overall revision and rebasing of the National Accounts to 2018.

Specifically, the 2018 CPBI aims:

1. To collect and generate information on employment, revenue, expense, capital expenditures, and total assets of the establishments by industry and by region;
2. To generate indicators such as value added, labor productivity, profitability, and other indicators which are necessary for the evaluation of the performance of industries at the national and regional levels;
3. To generate information on MSME (micro, small and medium establishments/enterprises) based on employment grouping;
4. To generate gender disaggregated statistics on employment;
5. To generate statistics on the research and development (R & D) employment and expenditures of establishments; and
6. To update basic information of establishments and enterprises for the improvement of the Statistical Business Register (SBR).

The 2018 CPBI was conducted from May to September 2019. The reference period of all information gathered is for the whole year of 2018, except for total employment which took a snapshot of the establishment's number of employees as of 15 November 2018.

## **Uses of CPBI Data**

The data collected from the CPBI can be used by the government and the private sector to formulate policies and economic development plans.

Specifically, the CPBI results are used by the:

1. **Policy makers and national and local government units** in the formulation and monitoring of policies and plans based on the economy-wide and sub-national statistics; and, in formulating strategies and plans for the national and regional economic development;
2. **Business community** in evaluating business options, assessing opportunities for new investments, and estimating market shares for their products; and, in the formulation of government strategies to support the industry based on the industry-level statistics;
3. **Researchers/Academe** in studying the technology employed in the production process in terms of input-output relationships and productivity analysis by detailed economic activity, by employment size, by geographical characteristics for regional, national and international analysis and ownership structure;
4. **Compilers of national accounts** in measuring the annual input/output and valued added generated by economic activities, and in compiling supply and use tables by product and industry; and
5. **General public** who are interested in knowing and in evaluating conditions of the economy in order to make more informed decisions.

### **Legal Authority**

The conduct of the 2018 CPBI is authorized by:

- ❖ **Republic Act No. 10625** also known as the **Philippine Statistical Act of 2013** dated September 12, 2013: An act reorganizing and strengthening the Philippine Statistical System (PSS) and its agencies and instrumentalities. It shall be the policy of the State to effect the necessary and proper changes in the organizational and functional structures of the PSS in order to rationalize and promote efficiency and effectiveness in the delivery of statistical services.

**Section 6** of RA 10625 states that “the Philippine Statistics Authority (PSA) shall be primarily responsible for all national censuses and surveys, sectoral statistics, consolidation of administrative recording system, and compilation of national accounts.” Specifically, Section 6 (b) of this Act mandates the PSA “to prepare and conduct periodic censuses on population, housing, agriculture, fisheries, **business, industry**, and other sectors of the economy.”

**Section 25** of RA 10625 declares that all respondents shall be liable to reply to the statistical inquiry or survey. The respondents under this Act are required to give truthful and complete answers to statistical inquiries or surveys of the PSA and other statistical offices of the PSS.

**Section 27** of RA 10625 states that:

*“...Respondents of primary data collection activities such as censuses and sample surveys are obliged to give truthful and complete answers to statistical inquiries. The gathering, consolidation and analysis of such data shall likewise be done in the most truthful and credible manner. Any violation of this Act shall result in the imposition of the penalty of one (1) year imprisonment and a fine of One hundred thousand pesos (P100,000.00). In cases where the respondent fails to give truthful and complete answers to such statistical inquiries is a corporation, the above*

*penalty shall be imposed against the responsible officer, director, manager and/or agent of said corporation. In addition, such erring corporation, enterprise or business concerned, shall be imposed a fine ranging from One hundred thousand pesos (P100,000.00) to Five hundred thousand pesos (P500,000.00)..."*

- ❖ **Executive Order No. 352** dated July 1, 1996: **Designation of Statistical Activities that will generate critical data for decision-making by the Government and the Private Sector**

EO 352 ordered the approval of the designated activities and statistics that have been designated by the National Statistical Coordination Board (NSCB) for adoption by the government. Among others, the CPBI is a designated statistical activity and the results generated from the census are designated statistics.

### **Confidentiality of Information**

- ❖ **Republic Act No. 10625 (Philippine Statistical Act of 2013), Section 26** states that:

*"...all data furnished by a respondent to statistical inquiries, surveys and censuses of the PSA shall be considered privileged communication and as such shall be inadmissible as evidence in any proceeding. The PSA may release aggregated information from statistical inquiries, surveys and censuses in the form of summaries or statistical tables in which no reference to an individual, corporation, association, partnership, institution or business enterprise shall appear."*

Further, **Section 27 of RA 10625** states that:

*"...Any person, including parties within the PSA Board and the PSA, who breach the confidentiality of information, whether by carelessness, improper behavior, behavior with malicious intent, and use of confidential information for profit, are considered guilty of an offense and shall be liable to fines as prescribed by the PSA Board which shall not be less than Five thousand pesos (P5,000.00) nor more than Ten thousand pesos (P10,000.00) and/or imprisonment of three (3) months but not to exceed one (1) year, subject to the degree of breach of information..."*

- ❖ **Republic Act 6713** (Code of Conduct and Ethical Standards for Public Officials and Employees) dated February 20, 1989, Section 7 states that:

*"...(c) Disclosure and/or misuse of confidential information. Public officials and employees shall not use or divulge confidential or classified information officially known to them by reason of their office and not made available to the public, either: (1) to further their private interest, or give undue advantage of anyone, or (2) to prejudice the public interest."*

### **Unit of Enumeration**

The unit of enumeration for the 2018 CPBI is the **establishment**.

An **establishment** is defined as an economic unit, which engages in one or predominantly one kind of economic activity, under a single ownership or control, i.e. under a single legal entity and at a single fixed physical location. Thus, stores, shops, factories, mining companies, electric plants, transport companies, radio stations, hotels, restaurants, banks, insurance companies, real estate development companies and the like are considered establishments.

However, there are some difficulties in applying the ideal definition so the establishment is defined in operational terms to take into account the organization and record-keeping practices of certain industries by making the single physical location and activity criteria more flexible. This is an inherent characteristic of the industries, namely: construction, transportation and storage, telecommunications, real estate, security and investigation activities, travel agency and tour operator activities, and reservation service and related activities. For these industries, it is then necessary to use the **kind-of-activity unit (KAU)**.

*The **KAU** is “the unit that is engaged in the production of the most homogeneous group of goods and services, usually at one location, but sometimes over a wider area, for which separate records are available that can provide data concerning the production of these goods and services and the materials, labor and physical resources used in this production.”*

A **KAU** differs from the establishment in that there is no restriction with respect to the geographical areas in which a given kind of activity is carried on by a single legal entity.

Given the above concepts, the following are not considered as establishment:

- ✕ Ambulant peddlers, hawkers, and movable stalls either along a public road or in a marketplace, as they do not have a fixed business location;
- ✕ Open stalls in shopping centers, malls and markets as they do not have permanency of business location; and
- ✕ Individual professionals and technical workers or craftsmen who do not maintain fixed offices or shops.

## **Taxonomy of Establishments**

### **1. Economic Organization**

The Economic Organization (**EO**) relates to the organizational structure or role of the establishment in the organization. The following are the types of EO:

- a. **Single establishment** (EO=1) is an establishment which has neither branch nor main office. It may have ancillary unit/s, other than main office, located elsewhere.
- b. **Branch only** (EO=2) is an establishment which has a separate main office located elsewhere.



- c. **Establishment and main office** (EO=3) is one where the establishment is located in the same address as the main office and with branch/es elsewhere.
- d. **Main office** (EO=4) is a unit which controls, supervises and directs one or more establishments of an enterprise.
- e. **Ancillary unit other than Main Office** (EO=5) is a unit that operates primarily or exclusively for a related establishment, or group of related establishments, or its parent establishment and provides services that support those establishments.

Examples of ancillary units are warehouses of manufacturing or wholesale and retail trade establishments, garages and repair shops of transport establishments, research laboratories of pharmaceutical companies, and administrative offices which primarily serve their parent units in the Philippines.

## 2. Legal Organization

The Legal Organization (**LO**) refers to the legal form of the economic entity that owns the establishment. This provides the legal basis for ownership. The following are the types of LO:

- a. **Single Proprietorship** (LO=1) refers to a business establishment organized, owned, and managed by one person, who alone assumes the risk of the business enterprise. A sole proprietorship must apply for a business name and be registered with the Department of Trade and Industry (DTI).
- b. **Partnership** (LO=2) refers to an association of two or more individuals for the conduct of a business enterprise based upon an agreement or contract between or among them to contribute money, property, or industry into a common fund with the intention of dividing profits among themselves.

**Corporation** refers to an artificial being created by operation of law, having the right of succession, and the powers, attributes and properties expressly authorized by law or incident to its existence. As an artificial being, a corporation has a juridical personality separate and distinct from that of each shareholder or member. It exists only in contemplation of law.

For consistency with other PSA establishment-based surveys, a private corporation will be classified into Government-Owned or Controlled Corporation, Stock Corporation, and Non-stock, Non-Profit Corporation.

- c. **Government Corporation** (LO=3) also called *Government-Owned or Controlled Corporation (GOCC)* refers to a corporation organized for private aim, benefit, or purpose with the government as the majority stockholder, regardless of whether they are stock or non-stock corporations.

- d. **Stock Corporation** (LO=4) refers to an ordinary business corporation organized by private persons, created and operated for the purpose of making a profit which may be distributed in the form of dividends to stockholders on the basis of their invested capital.

A stock corporation may be a domestic or foreign stock corporation. Domestic Stock Corporation is formed, organized, or existing under the Philippine laws. On the other hand, Foreign Stock Corporation is formed, organized, or existing under any laws other than those of the Philippines and whose laws allow Filipino citizens and corporations to do business in its own country or state.

- e. **Non-Stock, Non-Profit Corporation** (LO=5) refers to a business corporation which does not issue stock to its members and is created not to profit but for the public good and welfare. Of this character are most of the religious, social, charitable, educational, literary, scientific, civic, and political organizations and societies.
- f. **Cooperative** (LO=6) refers to an organization composed primarily of small producers and/or consumers who voluntarily join together to form a business enterprise which they themselves own, control, and patronize. Establishments under this category should be registered to the Cooperative Development Authority (CDA).
- g. **Others** (LO=7) refers to an organization not classified in any of the above classifications. It includes private associations, foundations, Non-Governmental Organizations, or other forms of legal organizations.

### 3. Industrial Classification

The industrial classification of the unit of enumeration is determined by the activity from which it derives its major income or revenue. The 2009 **Philippine Standard Industrial Classification (PSIC)** was utilized to classify economic units according to their economic activities. It was approved for adoption by government agencies and instrumentalities on February 10, 2010 through the former NSCB Resolution No. 2, series of 2010 which was ratified by PSA Board Resolution No. 01 Series of 2017-158 signed on 14 February 2017.

The 2009 PSIC is a detailed classification of industries prevailing in the country according to the kind of productive activities undertaken by the establishments. It is aligned with the **International Standard Industrial Classification of all Economic Activities (ISIC)** Revision 4, and officially released by the United Nations Statistics Division on August 11, 2008 for adoption by countries in their revised national classifications by 2010.

The structure and coding system of the 2009 PSIC consists of an alpha character and 5 numeric digits. The alpha character represents the **section** (also known as sector), the first two digits represent the **division**; the first three digits, the **group**; the first four

digits, the **class**; and all 5 digits, the **sub-class**. Table 1 shows the levels of disaggregation of the 2009 PSIC by section.

Table 1. Levels of Disaggregation of the 2009 PSIC by Section

Section	Division	Group	Class	Sub-Class
<b>Total</b>	<b>88</b>	<b>246</b>	<b>521</b>	<b>1,285</b>
Agriculture, Forestry, and Fishing (A)	3	12	53	157
Mining and Quarrying (B)	5	10	15	32
Manufacturing (C)	24	73	201	476
Electricity, Gas, Steam, and Air Conditioning Supply (D)	1	3	3	3
Water Supply; Sewerage, Waste Management and Remediation Activities (E)	4	6	8	8
Construction (F)	3	8	10	15
Wholesale and Retail Trade; Repair of Motor Vehicles and Motorcycles (G)	3	20	45	189
Transportation and Storage (H)	5	12	21	56
Accommodation and Food Service Activities (I)	2	5	6	20
Information and Communication (J)	6	13	25	39
Financial and Insurance Activities (K)	3	10	21	45
Real Estate Activities (L)	1	2	5	6
Professional, Scientific and Technical Activities (M)	7	16	16	38
Administrative and Support Service Activities (N)	6	19	28	74
Public Administration and Defense; Compulsory Social Security (O)	1	3	7	12
Education (P)	1	6	13	24

Section	Division	Group	Class	Sub-Class
Human Health and Social Work Activities (Q)	3	9	11	32
Arts, Entertainment, and Recreation (R)	4	5	10	18
Other Service Activities (S)	3	10	18	34
Activities of Households as Employers; Undifferentiated Goods – and Services-Producing Activities of Private Households for Own Use (T)	2	3	3	3
Activities of Extraterritorial Organizations and Bodies (U)	1	1	2	4

#### 4. Size of Establishment

The size of an establishment is determined by its total employment (TE). TE refers to the total number of persons who work in or for the establishment. This includes paid employees, working owners, unpaid workers, and all employees who work full-time or part-time including seasonal workers. Also included are persons on short-term leave such as those on sick, vacation or annual leaves and on strike.

Excluded are workers of establishments who work under a subcontracting arrangement. Workers on a sub-contract agreement or under manpower agencies were included in the report of the sub-contractors or the manpower agencies as part of their total employment.

The following are the size codes with corresponding total employment used in establishment-based censuses and surveys:

SZ Code	Total Employment	SZ Code	Total Employment
0	1 – 4	5	100 – 199
1	5 – 9	6	200 – 499
2	10 – 19	7	500 – 999
3	20 – 49	8	1000 – 1999
4	50 – 99	9	2000 and over

## 5. Geographic Classification

Establishments are also classified by geographic area using the Philippine Standard Geographic Code (PSGC) classification. The PSGC contains the latest updates on the official number of regions, provinces, cities, municipalities and barangays in the Philippines. The geographic code used in the 2018 CPBI is in accordance with PSGC as of 31 December 2018.

Based on the latest PSGC, the Philippines has 17 regions, 81 provinces, 145 cities, 1,489 municipalities, and 42,045 barangays.

### **Scope and Coverage**

Only the business operations of establishments confined in the formal sector of the economy were covered in the 2018 CPBI.

The formal sector is comprised of the following:

1. Corporations and partnerships;
2. Cooperatives and foundations;
3. Single proprietorship with employment of 10 and over; and
4. Single proprietorship with branches.

Operationally, the formal sector includes:

1. All establishments with total employment of 10 or more; and
2. All establishments with total employment of less than 10, except those establishments that are under single proprietorship (LO=1) and are single establishments (EO=1) or those which has neither a branch nor a main office. It may have ancillary unit/s other than main office located elsewhere.

Thus, a single establishment (EO=1) with less than 10 employees, but owned or organized either as a partnership, corporation, cooperative or foundation is considered as part of the formal sector and thus is covered in the 2018 CPBI.

Likewise, an establishment owned by a single proprietor with less than 10 employees but with branch/es elsewhere and/or a main office elsewhere is also considered as part of the formal sector.

Specifically, the 2018 CPBI covered formal sector establishments which are engaged in the following economic activities, and with the corresponding types of economic organization (EO) as shown in the following table:

Table 2. Type of Formal Sector Establishments Included in the Scope and Coverage of the 2018 CPBI

2009 PSIC SECTION		SCOPE	COVERAGE
<b>A</b>	Agriculture, Forestry and Fishing	All economic activities	EO = 1, 2, and 3
<b>B</b>	Mining and Quarrying	All economic activities	EO = 1, 2, and 3
<b>C</b>	Manufacturing	All economic activities	EO = 1, 2, and 3
<b>D</b>	Electricity, Gas, Steam, and Air Conditioning Supply	All economic activities	EO=1, 2, and 3
<b>E</b>	Water Supply; Sewerage, Waste Management and Remediation Activities	All economic activities	EO = 1, 2, and 3
<b>F</b>	Construction	All economic activities	EO = 1, 3, and 4
<b>G</b>	Wholesale and Retail Trade; Repair of Motor Vehicles and Motorcycles	All economic activities, except retail sale via stalls and markets (G478)	EO = 1, 2, and 3
<b>H</b>	Transportation and Storage	All economic activities,	EO = 1, 3, and 4
<b>I</b>	Accommodation and Food Service Activities	All economic activities	EO = 1, 2, and 3
<b>J</b>	Information and Communication	All economic activities	EO = 1, 3, and 4 for the following industries: Wired telecommunications activities (J611) Wireless telecommunications activities (J612)

2009 PSIC SECTION		SCOPE	COVERAGE
			<p>Satellite telecommunications activities (J613)</p> <p>Telephone access in facilities open to the public service activities (J61901)</p> <p>Other telecommunications service activities, n.e.c. (J61909)</p> <p>EO = 1, 2, and 3 for the rest of the section</p>
<b>K</b>	Financial and Insurance Activities	All economic activities	EO = 1, 2, and 3
<b>L</b>	Real Estate Activities	All economic activities	EO = 1, 3, and 4
<b>M</b>	Professional, Scientific and Technical Activities	All economic activities,	EO = 1, 2, and 3
<b>N</b>	Administrative and Support Service Activities	All economic activities	<p>EO = 1, 3, and 4 for the following industries:</p> <p>Travel agency and tour operator activities (N791)</p> <p>Other reservation service and related activities (N799)</p> <p>Security and investigation activities (N80)</p> <p>General cleaning of buildings (N81210)</p> <p>EO = 1, 2, and 3 for the rest of the section</p>

2009 PSIC SECTION		SCOPE	COVERAGE
<b>P</b>	Education	All economic activities, except public education services	EO = 1, 2, and 3
<b>Q</b>	Human Health and Social Work Activities	All economic activities, except public medical, dental and other health services, and doctor's offices/clinics in hospitals	EO = 1, 2, and 3
<b>R</b>	Arts, Entertainment, and Recreation	All economic activities	EO = 1, 2, and 3
<b>S</b>	Other Service Activities	All economic activities, except activities of membership organizations (S94)	EO = 1, 2, and 3

The following sections of the 2009 PSIC are excluded from the scope of this census and all other establishment-based surveys of PSA:

2009 PSIC Section Which Are Out-of-Scope	
<b>O</b>	Public Administration and Defense; Compulsory Social Security
<b>T</b>	Activities of Households as Employers; Undifferentiated Goods and Services Producing Activities of Households for Own Use
<b>U</b>	Activities of Extra-territorial Organization and Bodies

In general, the results of the establishment-based surveys are inputs for the Non-Financial Corporations and Financial Corporations production account of the Philippine System of National Accounts (PSNA). Based on the PSNA concepts, Section O is part of the General Government resources; Section T is part of the Household resources; and, Section U is part of the Rest of the World resources.

### **Sampling Frame**

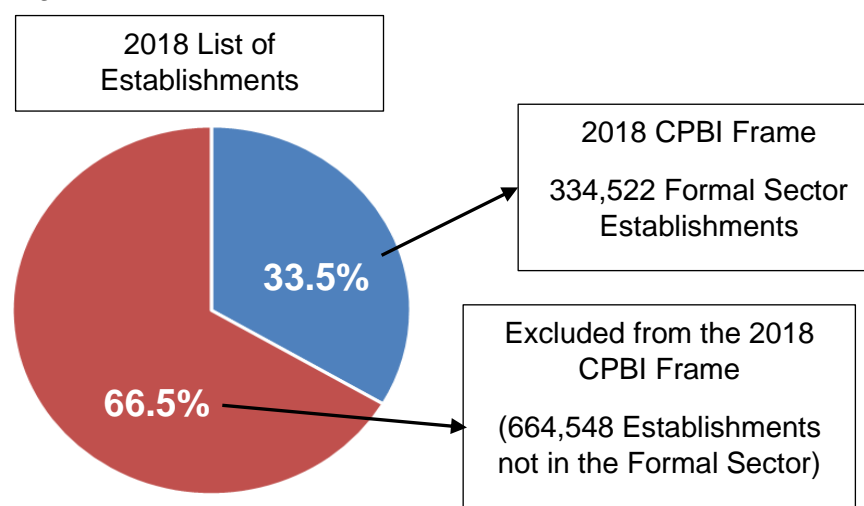
The sampling frame for the 2018 CPBI was extracted from the 2018 List of Establishments (LE) as of 01 February 2019.



The 2018 LE is a result of the Updating of the List of Establishments (ULE) which involved a door-to-door canvassing, and inquiry on the basic characteristics of establishments using the Computer-Aided Personal Interview (CAPI) mode of data collection. The 2018 LE operation was conducted by PSA from May to October 2018 primarily to update the sampling frame for the 2018 CPBI.

From a total of 999,070 establishments operating in the country as listed in the 2018 LE as of 1 February 2019, 334,522 (33.5%) comprised the 2018 CPBI frame which includes only those classified as part of the formal sector.

Figure 1. Percent Share of the 2018 CPBI Frame in the LE



### **Sampling Method**

The 2018 CPBI used stratified systematic sampling design with 5-digit PSIC serving as industry strata and total employment as the second stratification variable.

The stratified systematic sampling is a process of which the frame population is divided into several homogeneous groups, called strata. Independent samples are systematically drawn in each stratum based on the computed sampling interval and a random start. This method ensures that all important subgroups of the population are represented in the sample and to further improve the precision of “overall” survey estimates.

*A **certainty stratum** is defined as the stratum whose sampling ratio is 100 percent. In this stratum, all establishments are taken as certainty samples, i.e. the selection probability is 1 and the sampling weight is 1.*

*On the other hand, a **non-certainty stratum** is the stratum where only sample establishments are taken.*

### **Sampling Units**

The sampling unit of the 2018 CPBI is the establishment and, for some sections/industries, the kind-of-activity unit (KAU). For those sections/industries, not considered as with KAUs, the

sampling units are establishments with EO = 1, 2 or 3. On the other hand, for sections/industries with KAU, the sampling units are those establishments with EO = 1, 3 or 4. Table 3 shows the sections/industries with KAUs.

Table 3. List of Sections/Industries with Kind-of-Activity Units (KAUs)

2009 PSIC	Industry Description
<b>F</b>	Construction
<b>H</b>	Transportation and Storage
<b>J</b>	Telecommunications Activities <ol style="list-style-type: none"> <li>1. Wired telecommunications activities (J611)</li> <li>2. Wireless telecommunications activities (J612)</li> <li>3. Satellite telecommunications activities (J613)</li> <li>4. Telephone access in facilities open to the public service activities (J61901)</li> <li>5. Other telecommunications service activities, n.e.c. (J61909)</li> </ol>
<b>L</b>	Real Estate Activities
<b>N</b>	Administrative and Support Service Activities <ol style="list-style-type: none"> <li>1. Travel agency and tour operator activities (N791)</li> <li>2. Other reservation service and related activities (N799)</li> <li>3. Security and investigation activities (N80)</li> <li>4. General cleaning of buildings (N81210)</li> </ol>

For GOCCs (LO= 3), the sampling units are establishments with EO = 1, 3, and 4, except for those engaged in industries under Sections G and R in which the sampling units are establishments with EO = 1, 2, and 3. The consideration of the type of EOs for the GOCCs is based on the availability of data in the identified sampling units which maintain the records and to ensure completeness of coverage for those with centralized record-keeping.

## **Sampling Domains**

### **Industry Domain**

The industry domain (referred as **industry stratum**) for the 2018 CPBI are the 5-digit level (sub-class) of the 2009 PSIC. For all sections, the industry strata are the same for both establishments with TE of 20 and over, and with TE of less than 20. Table 4 presents the number of industry strata by 2009 PSIC sections.

Table 4. 2018 CPBI Number of Industry Strata by Section

Section	Number of Industry Strata	Section	Number of Industry Strata	Section	Number of Industry Strata
<b>Total</b>	<b>1,058</b>				
A	86	G	175	M	33
B	22	H	50	N	67
C	420	I	20	P	13
D	2	J	39	Q	20
E	8	K	43	R	15
F	15	L	6	S	24

### Employment Stratum

Within the industry domains for each section, the establishments were further stratified by total employment (TE). The TE sizes were either combined or taken as a group to comprise an **employment stratum**. The basic considerations for grouping were the concentration of establishments in each TE sizes and occurrence of stratum jumpers between TE sizes. The number of employment strata formed was five.

Table 5. 2018 CPBI Employment Strata

Employment Strata	SZ Code	Total Employment
1	0 and 1	1 – 9
2	2	10 – 19
3	3	20 – 49
4	4	50 – 99
5	5 to 9	100 and over

The employment strata were also maintained to make it possible to generate MSME statistics based on employment groupings as shown below.

Micro	TE 1 – 9	SZ 0 and 1
Small	TE 10 - 99	SZ 2, 3, and 4
Medium	TE 100- 199	SZ 5
Large	TE 200 and Over	SZ 6, 7, 8, and 9

## Geographic Domain

For establishments with TE of 20 and over, the 17 administrative regions serve as the geographic domains; while for establishments with TE of less than 20, the whole country serves as the geographic domain. Table 6 shows the geographic domains for establishments with TE of 20 and over, including the provinces, cities/municipalities that comprise them.

Table 6. 2018 CPBI Geographic Domains for Establishments with TE of 20 or more

DOMAIN/REGION	PROVINCE/CITY/MUNICIPALITY OF COVERAGE
National Capital Region (NCR)	City of Manila, Mandaluyong City, San Juan City, Quezon City, Marikina City, Pasig City, Makati City, Pateros, Taguig City, Caloocan City, Malabon City, Navotas City, Valenzuela City, Parañaque City, Las Piñas City, Muntinlupa City, Pasay City
Cordillera Administrative Region (CAR)	Abra, Apayao, Benguet, Ifugao, Kalinga, Mountain Province
Region I – Ilocos Region	Ilocos Norte, Ilocos Sur, La Union, Pangasinan
Region II – Cagayan Valley	Batanes, Cagayan, Isabela, Nueva Vizcaya, Quirino
Region III – Central Luzon	Aurora, Bataan, Bulacan, Nueva Ecija, Pampanga, Tarlac, Zambales
Region 4A – CALABARZON	Batangas, Cavite, Laguna, Quezon, Rizal
MIMAROPA Region	Marinduque, Occidental Mindoro, Oriental Mindoro, Palawan, Romblon
Region V – Bicol Region	Albay, Camarines Norte, Camarines Sur, Catanduanes, Masbate, Sorsogon
Region VI – Western Visayas	Aklan, Antique, Capiz, Guimaras, Iloilo, Negros Occidental
Region VII – Central Visayas	Bohol, Cebu, Siquijor, Negros Oriental
Region VIII – Eastern Visayas	Biliran, Eastern Samar, Leyte, Northern Samar, Samar (Western), Southern Leyte

DOMAIN/REGION	PROVINCE/CITY/MUNICIPALITY OF COVERAGE
Region IX – Zamboanga Peninsula	Zamboanga del Norte, Zamboanga del Sur, Zamboanga Sibugay, Isabela City
Region X – Northern Mindanao	Bukidnon, Camiguin, Lanao del Norte, Misamis Occidental, Misamis Oriental
Region XI – Davao Region	Compostela Valley, Davao del Norte, Davao del Sur, Davao Oriental, Davao Occidental
Region XII – SOCCSKSARGEN	Cotabato (North), Sarangani, South Cotabato, Sultan Kudarat, Cotabato City
Caraga	Agusan del Sur, Agusan del Norte, Dinagat Island, Surigao del Norte, Surigao del Sur
Autonomous Region in Muslim Mindanao (ARMM)	Basilan (excluding Isabela City), Lanao del Sur, Maguindanao (excluding Cotabato City), Sulu, Tawi-Tawi

### **Sample Size and Allocation**

The primary consideration in the determination of sample size for the survey was its manageability at the optimum level of estimated budget without compromising the reliability and accuracy of survey results and the timeliness of retrieval of accomplished questionnaires from respondents.

All establishments with TE of 20 or more were taken on a 100 percent basis and comprised the certainty strata, while establishments with TE of less than 20 were taken on sampling basis and comprised the non-certainty strata of TE of 1 to 9, and TE of 10 to 19.

This means that all formal sector establishments with 20 or more employees were all included as sample establishments.

Furthermore, there are some industries which were taken on a 100% basis or take-all. These are industries with relatively small number of establishments, emerging industries and those with special need for data monitoring. Likewise, all establishments engaged in industries under Section B (Mining and Quarrying) and Section D (Electricity, Gas, Steam and Air Conditioning Supply) were also taken as samples.

For each region, the formal sector establishments with less than 20 employees were grouped according to the same 5-digit industry code and within the same TE size group, which are TE of 1 to 9, and TE of 10 to 19. For each group, called stratum, sample establishments were selected to represent the other establishments belonging to the same stratum.

Table 7. List of Certainty Industries

2009 PSIC	Industry Description
B05100	Mining of hard coal
B05200	Mining of lignite
B06100	Extraction of crude petroleum
B06200	Extraction of natural gas
B07100	Mining of iron ores
B07210	Mining of uranium and thorium ores
B07221	Gold ore mining
B07222	Silver ore mining
B07291	Copper ore mining
B07292	Chromite ore mining
B07293	Manganese ore mining
B07294	Nickel ore mining
B07299	Mining of other non-ferrous metal ores, n.e.c.
B08101	Marble quarrying
B08102	Limestone quarrying
B08103	Stone quarrying, except limestone and marble
B08104	Clay quarrying
B08105	Sand and gravel quarrying
B08106	Silica sand and silica stone quarrying
B08109	Stone quarrying, clay and sand pits, n.e.c.
B08911	Baryte mining
B08912	Guano gathering
B08913	Pyrite mining
B08914	Rock phosphate mining

2009 PSIC	Industry Description
B08915	Sulphur mining
B08919	Other chemical and fertilizer mineral mining
B08920	Extraction of peat
B08930	Extraction of salt
B08990	Other mining and quarrying, n.e.c.
B09101	Oil and gas extraction activities on a fee or contract basis
B09102	Oil and gas extraction activities not performed on a fee or contract basis
B09900	Support activities for other mining and quarrying
C19200	Manufacture of refined petroleum products
C19900	Manufacture of other fuel products
C23940	Manufacture of cement
C26110	Manufacture of electronic valves and tubes
C26120	Manufacture of semi-conductor devices and other electronic components
C26200	Manufacture of computers and peripheral equipment and accessories
C26300	Manufacture of communication equipment
C26400	Manufacture of consumer electronics
C26800	Manufacture of magnetic and optical media
D35100	Electric power generation, transmission and distribution
D35200	Manufacture of gas; distribution of gaseous fuels through mains
D35300	Steam, air conditioning supply and production of ice
G46522	Wholesale of semi-conductor devices
G46523	Wholesale of micro-chips and integrated circuits
G46524	Wholesale of printed circuits
G46525	Wholesale of radio and television including parts and accessories

2009 PSIC	Industry Description
G46527	Wholesale of blank audio and video tapes and diskettes, magnetic and optical disks (cds, dvds)
J58110	Book publishing
J58120	Publishing of directories and mailing lists
J58130	Publishing of newspapers, journals and periodicals
J58190	Other publishing activities
J58200	Software publishing
J59110	Motion picture, video and television programme activities
J59120	Motion picture, video and television programme post-production activities
J59130	Motion picture, video and television programme distribution activities
J59140	Motion picture projection activities
J59201	Sound recording activities
J59202	Publishing of music
J60102	Radio program production
J60103	Radio broadcasting activities over the internet (internet radio stations)
J60201	Television broadcasting and relay stations and studios including closed circuit television services
J60202	Television program production
J60203	Television broadcasting activities over the internet (internet television stations)
J61101	Wired (landline) services
J61102	Wired internet access service activities (e.g. dsl, leased line, dial-up)
J61103	Telegraph, facsimile/telefax, and telex services
J61109	Other wired telecommunications activities, including pay telephone
J61201	Wireless landline services
J61202	Mobile telecommunications services



2009 PSIC	Industry Description
J61203	Wireless internet access services (e.g. internet service provider, broadband)
J61209	Other wireless telecommunication services, n.e.c.
J61901	Telephone access in facilities open to the public service activities
J61909	Other telecommunications service activities, n.e.c.
J62020	Computer consultancy and computer facilities management activities
J63111	Data processing
J63112	Website hosting services
J63113	Application hosting services
J63120	Web portals
J63910	News agency activities
J63990	Other information service activities, n.e.c.
N78103	On-line employment placement agencies
N82211	Customer relationship management activities
N82219	Other call centers activities (voice), n.e.c.
N82221	Finance and accounting activities
N82222	Human resources and training activities
N82223	Administrative support activities
N82224	Document processes activities
N82225	Payroll maintenance and other transaction processing activities
N82226	Medical transcription activities
N82227	Legal services activities
N82228	Supply chain management activities
N82229	Other non-voice related activities, n.e.c.
N82291	Engineering outsourcing activities

2009 PSIC	Industry Description
N82292	Product development activities
N82293	Publishing outsourcing activities
N82294	Research and analysis activities
N82295	Intellectual property research and documentation activities
N82296	Security outsourcing activities
N82299	Other back office operations activities, n.e.c

### **Response Rate**

The 2018 CPBI was conducted using a sample size of 60,683 establishments out of the total sampling frame units of 334,522 establishments which were engaged in economic activities classified under the 18 industry sections.

Completed questionnaires/reports from 53,527 responding establishments or 88.2 percent of the total 60,683 samples were the sources of data used in the estimation for the 2018 CPBI major data items. (Table 8)

Table 8. 2018 CPBI Number of Samples and Response Rate by Industry Section

Section	Sample	Responding	Response Rate (%)
<b>Total</b>	<b>60,683</b>	<b>53,527</b>	<b>88.2</b>
A	1,793	1,620	90.4
B	311	255	82.0
C	9,224	7,910	85.8
D	376	363	96.5
E	562	535	95.2
F	1,638	1,433	87.5
G	15,006	13,413	89.4
H	1,695	1,524	89.9
I	8,448	7,644	90.5
J	2,002	1,628	81.3
K	3,621	3,237	89.4
L	1,089	946	86.9
M	1,783	1,461	81.9
N	3,953	3,184	80.5
P	5,299	4,898	92.4
Q	1,869	1,715	91.8
R	885	784	88.6
S	1,129	977	86.5

The non-responding establishments include:

- those which did not submit their accomplished questionnaires;
- those who submitted their questionnaires but there are no entries in all major data items; or
- those who submitted the questionnaires but with remarks as closed, stopped operation, or temporarily stopped operation prior or during the reference year.

### **Estimation Procedures**

The estimate of the total of a characteristic ( $\hat{X}_s$ ) for the non-certainty employment stratum TE 1 to 9 or TE 10 to 19 in the  $s^{th}$  industry domain is

$$\hat{X}_s = \sum_{j=1}^{n_s} W_{sj} x_{sj}$$

where:

$s$  - denotes the non-certainty employment strata in TE of less than 20

$x_{sj}$  = value of the  $j^{th}$  establishment in the non-certainty employment stratum TE 1-9 or TE 10-19 in the  $s^{th}$  industry domain

$j = 1, 2, 3, \dots, n_s$  establishments

$W_{sj}$  = weight of the  $j^{th}$  establishment in the non-certainty employment stratum TE 1-9 or TE 10-19 in the  $s^{th}$  industry domain

Sampling weight is computed as:

$$W_{sj} = \frac{N_s}{n_s}$$

where  $N_s$  = total number of establishments in the  $s_{th}$  industry

$n_s$  = total number of sample establishments in the  $s_{th}$  industry

$W_{sj}$  = weight of the  $j_{th}$  establishments in the  $s_{th}$  industry

Thus, if  $n_s = N_s$  (Take all) , then  $W_{sj} = 1$  (weights for certainty stratum)

### **Weight Adjustments**

To account for non-response, the adjustment factor ( $n_s/n'_s$ ) was multiplied to the sampling weight to compute for the adjusted weights  $W'_{sj}$ :

$$W'_{sj} = \frac{N_s}{n_s} \frac{n_s}{n'_s} = \frac{N_s}{n'_s}$$

where  $n'_s$  = number of responding establishments in the  $s_{th}$  industry

$W'_{sj}$  = adjusted weight to account for non-response in the  $s_{th}$  industry

To account for stratum jumpers, sampling weights were further adjusted to conform with the reclassified industry class and employment structure after data collection.

Sampling weight was recomputed based on post-stratification after data collection:

$$PW_{sj} = \frac{PN_s}{pn_s}$$

where  $PN_s$  = post-stratification total number of establishments in the  $s_{th}$  industry

$pn_s$  = post-stratification total number of sample establishments in the  $s_{th}$  industry

$PW_{sj}$  = post-stratification weight of the  $j_{th}$  establishments in the  $s_{th}$  industry

To account for unit non-response after post-stratification, the adjustment factor ( $pn_s/pn'_s$ ) is multiplied to the sampling weight to compute for the adjusted weights  $PW'_{sj}$ :

$$PW'_{sj} = \frac{PN_s}{pn_s} \frac{pn_s}{pn'_s} = \frac{PN_s}{pn'_s}$$

where  $pn'_s$  = number of responding establishments in the  $s_{th}$  industry

$PW'_{sj}$  = adjusted weight to account for non-response in the  $s_{th}$  industry

The estimate of the total characteristic in the  $s_{th}$  industry is:

$$\hat{X}_s = \sum_{j=1}^{pn'_s} PW'_{sj} x_{sj}$$

where  $pn'_s$  = number of responding establishments in the  $s_{th}$  industry

$x_{sj}$  = value of the  $j_{th}$  establishments in  $s_{th}$  industry

$j$  = 1,2,3,.....  $pn'_s$  responding establishments

$PW'_{sj}$  = adjusted weight of the  $j_{th}$  establishment in  $s_{th}$  industry

### **The Questionnaires**

There were seven types of questionnaires used in the 2018 CPBI to capture the data from the establishments.

The clearance number as shown in Table 9 and expiry date (31 March 2020) are located on the upper righthand corner of the cover page of each questionnaire.

Table 9. List of Questionnaires for the 2018 CPBI

Form Type	Form Title	Spot Color	Clearance Number	2009 PSIC Section
CPBI Form 1	Agriculture, Forestry and Fishing	green	PSA-1907-01	A
CPBI Form 2	Mining and Quarrying; Manufacturing	yellow	PSA-1907-02	B, C
CPBI Form 3	Electricity, Gas, Steam and Air-conditioning Supply; and Water Supply; Sewerage, Waste Management and Remediation Activities	turquoise	PSA-1907-03	D, E
CPBI Form 4	Construction	orange	PSA-1907-04	F
CPBI Form 5	Wholesale and Retail Trade; Repair of Motor Vehicles and Motorcycles	red	PSA-1907-05	G
CPBI Form 6	Financial and Insurance Activities	silver gray	PSA-1907-06	K
CPBI Form 7	Business and Services	blue	PSA-1907-07	H, I, J, L, M, N, P, Q, R, S

An online questionnaire was also made available at the PSA website:  
<https://cpbi.psa.gov.ph>.

### **The Data Items**

The main data items in the 2018 CPBI questionnaires are listed in Table 10.

Table 10. List of Data Items in the 2018 CPBI Questionnaires

ITEM NO.	DESCRIPTION
(Cover Page)	Name and Address of the Establishment and Its Reporting Unit, if any
	Control Panel for Establishment Characteristics <i>(For PSA Use Only)</i>

ITEM NO.	DESCRIPTION
1	Business and Registered Name, Business Tax Identification Number (TIN) and Address, Company Website and Social Media Account
2	Economic Activity or Business in 2018
3	Year Started Operation
4	Legal Organization in 2018
5	Economic Organization in 2018
6	Capital Participation as of 31 December 2018
7	Employment as of 15 November 2018
8	Workers on Sub-Contract Agreement or Under Manpower Agencies/Contractors as of 15 November 2018
9	R&D Personnel as of 15 November 2018
10	Number of Production/Construction Workers as of 15 November 2018 (For CPBI Forms 2, 3 and 4)
11	Total Hours Worked by Production/Construction Workers in 2018 (For CPBI Forms 2, 3 and 4)
12	Revenue in 2018
13	Subsidies Received from the Government in 2018
14	Expense in 2018
15	Sales from E-commerce Transactions in 2018
16	Capital Expenditures, Sale and Book Value of Tangible Fixed Assets, including Losses and Damages in 2018
17	Capital Expenditures for All Tangible Fixed Assets by Mode of Acquisition in 2018
18	Capital Expenditures and Book Value for Intangible Assets in 2018
19	Total Assets as of 31 December 2018
20	Average Capacity Utilization Rate of the Establishment in 2018 (For CPBI Form 2 and 3)
21	Inventories in 2018
22	Branches, Divisions and Plants Owned and Controlled (for Main Office)

### **Limitations of Data**

The results of the 2018 CPBI are estimates representing the frame population covering establishments included in the formal sector category as listed in the PSA's 2018 List of Establishments.

Section 4 of Commonwealth Act No. 591 requires that the data of individual business firms be kept confidential. To avoid disclosure of information of individual establishment, statistical tables do not provide information for any industry group or sub-class wherein the number of establishments is less than three. Figures relating to such industries were either suppressed or combined with those of other related industries in accordance with the guidelines on statistical disclosure control of data for establishments' survey.

### **Concepts and Definitions**

**Business/Trade name** refers to the name used to identify a commercial product or service, under which a business firm operates. It distinguishes one establishment's/enterprise's products and services from those of its competitors and helps to establish its identity in the marketplace. A business/trade name can be different from the legal name the business has been registered as, for corporate status. This could be the name registered with the DTI, SEC or the name used in securing business permit.

**Registered name** refers to the name of the establishments/enterprise as registered with the Securities and Exchange Commission (SEC), Department of Trade and Industry (DTI) and Cooperative Development Authority (CDA). Registered name is the one used for taxation purposes and legal matters. Registered name usually links establishments within the same enterprise.

**Address** refers to the actual physical location of the establishment/enterprise. It should contain the number and street name, building name, floor and room number, barangay, city/municipality and the province.

A **website** is a collection of related web pages containing images, videos or other digital assets. A website is hosted on at least one web server, accessible via a network such as the internet or a private local area network through an Internet address known as a Uniform Resource Locator. All publicly accessible websites collectively constitute the World Wide Web. Web pages are accessed and transported with the Hypertext Transfer Protocol (HTTP), which may optionally employ encryption (HTTP Secure, HTTPS) to provide security and privacy for the user of the web page content. The user's application, often a web browser, renders the page content according to its HTML markup instructions onto a display terminal. One example of a website is <http://www.census.gov.ph>.

**Main activity** refers to the activity that contributes the biggest or major portion of the gross income or revenue of the establishment/enterprise.

**Secondary/Other Activities** refer to activities carried out by the establishment/enterprise in addition to the main activity and in which the output, like that of the main activity, must be suitable for delivery outside the establishment/enterprise.



**Ancillary Activities** refer to activities that exist to support the main productive activities of this establishment by providing non-durable goods or services entirely or primarily for the use of the establishment.

**Capital participation** refers to the claims of foreign and/or local investors against capital/equity.

**Total Employment** refers to the total number of persons who work in or for the enterprise as of November 15, 2018. This includes paid employees, working owners, unpaid workers and all employees who work full-time or part-time including seasonal workers. Included also are persons on short term leave such as those on sick, vacation or annual leaves and on strike. **Excluded** from the count of total employment are consultants, home workers, workers receiving pure commission only, workers on indefinite leave, silent or inactive partners and members of cooperative who are not involved in the operation of the cooperative.

**Paid employees** are all full-time and part-time employees working in or for the establishment/enterprise and receiving regular pay, as well as those working away from the establishment/enterprise and paid by and under the control of the establishment/ enterprise.

**Unpaid workers** are working owners who do not receive regular pay, apprentices and learners without regular pay, and persons working for at least 1/3 of the working time normal to the establishment/enterprise without regular pay.

**Workers on sub-contract agreement or under manpower agencies/contractors** are workers employed by the contractors to perform or complete a job, work or service within the premise of this establishment pursuant to a service agreement. These are workers who are not in the payroll of this establishment.

**Research and Development (R&D)** refers to creative work undertaken as a systematic basis in order to increase the stock of knowledge, including knowledge of man, culture and society, and the use of this stock of knowledge to devise new applications.

**R&D personnel** are all persons employed directly on R&D as well as those providing direct services such as R&D Managers, administrators and clerical staff. R&D personnel are classified into three categories: researchers, technicians and auxiliary personnel.

**Production/construction workers** are workers directly engaged in the production/construction process, including working foreman.

**Number of hours worked** by production/ construction workers refers to the number of hours actually spent by production/construction workers at work, including waiting time and overtime for the whole year of 2018.

**Total Income or revenue** refers to cash received and receivables for goods sold and services rendered.

**Sales to domestic market**, for sectors agriculture, forestry and fishing; mining and quarrying; and manufacturing, refer to the products/by-products of the establishment sold to another establishment including, producer, wholesaler and retailer, of a different enterprise. However, for wholesale and retail trade, these refer to the goods sold locally.

**Interplant transfers** refer to the shipment of products produced to other establishments belonging to the same enterprise as the establishment. These should be valued as though sold.

**Direct exports** refer to the products produced and shipped, as well as goods sold, directly outside the country by the establishment.

**Sales to exporters** refers to the products/by-products/goods sold locally to exporters by the establishment.

**Sale of goods** refers to the income from goods sold in the same condition as purchased.

**Net income earned from construction activities abroad** refers to the value, cash and receivables of construction activities abroad less total cost incurred.

**Net insurance premiums earned** are the gross earned premiums on insurance contract less the reinsurers' share of gross earned premiums on insurance contracts.

**Contract and commission work done for others** refer to the income from outsourcing activities done on materials owned and controlled by another establishment.

The term “**outsourcing**” or production has been used to refer to a situation where the principal production unit (the principal) contracts another production unit (the contractor) to carry out specific functions constituting the whole or a part of the principal's activity in producing a good or a service.

**Income from products sold** for a construction establishment, is an income from products manufactured and sold, e.g. pre-fabricated products, hollow blocks, etc.

**Royalty income** is an income received for trademarks, copyrights, patents or secrecy and concessions.

**Trademarks** are images, logos or other graphical materials associated with a brand and which, if registered as such, may not be reproduced or copied without the permission of the trademark holder.

**Copyright** is the exclusive right to reproduce articles, books, photographs, films or other representative material usually held by the author or publisher of a work.

**Patent** is the legal recognition of an invention, which also grants sole right of manufacture and sale for commercial purposes to the patent holder.

**Concession** is the term that describes a business trading under a contract from a concession stand or area within the premises of another business, or host. A concession is principally a tenant, and the hold is its landlord. Concessions are usually given a degree of exclusivity by its host to allow it the right to retail certain product ranges. Concessions operate under their own branding and heads of terms are negotiated and agreed prior to a solicitor drafting either a license or lease which describes the principal terms under which the parties will operate.

**Franchise income** refers to income received for license to make, distribute or sell a product or service.

**Subsidies** refer to special grants received from the government in the form of financial assistance or tax exemption or tax privilege to aid and develop an industry.

**Total expense** refers to the cost incurred in an enterprise's efforts to generate revenue, representing the cost of doing business. Excludes cost incurred in acquisition of income generating assets.

**Total compensation** is the sum of gross salaries and wages and total employers to SSS/GSIS, Employees Compensation Commission, PhilHealth, PAG-IBIG, etc.

**Gross salaries and wages** refer to payments in cash or in-kind prior to any deductions for employee's contributions to SSS/GSIS, withholding tax, etc.

**Taxes on Products** are taxes paid on products by producer or by the purchaser of the product. Examples are: import tax, export tax, excise tax, value-added tax, sales tax, gross receipts tax, etc.

**Export tax** consists of taxes on goods or services that become payable when the goods leave the economic territory or when the services are delivered to non-residents; they include export duties, profits of export monopolies and taxes resulting from multiple exchange rates.

**Excise tax** or excise duties are taxes levied on specific kinds of good, typically alcoholic beverages, tobacco and fuels; they may be payable in addition to import duties when the goods enter the economic territory.

**Other taxes on production** are taxes paid by the producer due to production excluding income tax. Examples are: business licenses, real estate tax, road tax, environmental tax, etc.

**Environmental tax** consists of taxes levied on the emission or discharged into the environment of noxious gases, liquids or other harmful substances.

**Contract and commission work done by others** is the amount spent for production/service outsourced to other establishment.

**Goods purchased for resale** is the acquisition cost of goods purchased for resale without transformation or processing.

**Interest expense** is the amount paid for loans obtained from banks and other financial institutions.

**Payouts** are the amount expended as prize in gambling and betting operations.

**Research and development (R&D)** is the amount spent on any systematic, scientific and creative work undertaken to increase the stock of knowledge and the use of this knowledge to create new or improved products, processes, services, and other applications.

**Environmental protection expense** is the amount spent for the prevention, reduction and elimination of pollution as well as any degradation of the environment such as environmental protection services like wastewater treatment, reforestation, etc.

**Royalty fee** is an expense for trademarks, patents or secrecy and concessions.

**Franchise fee** is an expense made for license to make, distribute or sell a product or service.

**E-commerce** refers to the selling of products or services over electronic systems such as the Internet Protocol-based networks and other computer networks, Electronic Data Interchange (EDI) network, or other on-line system. Excluded are orders received from telephone, facsimile and e-mails.

**Tangible Fixed Assets** refer to physical assets acquired and for use of the establishment/enterprise and expected to have a productive life of more than one year. Examples are land, buildings, transport equipment, ICT and other machinery and equipment, valuables and other tangible fixed assets.

**Capital expenditures for tangible fixed assets** refer to the full value of tangible fixed assets acquired in 2018 whether or not full payments have been made.

**Sale of tangible fixed assets** refer to the actual amount received/realized (not book value) from the sale of tangible fixed assets during the year including the value of tangible fixed assets transferred to the other establishments of the same enterprise.

**Losses and damages** refer to the decrease in the book value of tangible fixed assets due to theft, major catastrophe, and other accidental destructions.

**Book value** refers to the initial or acquisition cost of tangible fixed assets less accumulated depreciation charges.

**New tangible fixed assets** refer to brand new tangible fixed assets acquired during the year, including directly/newly imported tangible fixed assets.

**Directly/newly imported tangible fixed assets** are considered new whether or not they were used before they were imported.

**Major alterations and improvements on tangible fixed assets** are done to increase the performance or capacity of existing tangible fixed assets or to significantly extend their previous expected service lives.

**Use tangible fixed assets** refer to those that have been previously used within the country.

**Tangible fixed assets produced on own account** refer to the physical assets produced by the establishment for its own use. It should be valued as the cost of all work put in place including overhead cost.

**Total assets** are resources including land owned and/or controlled by the establishment as a result of past transactions and events from which future economic benefits are expected to flow to the establishment.

**Inventories** refer to stocks of goods owned by or under the control of the establishment as of a fixed date, regardless of where the stocks are located.

**Purchaser Price** is the amount paid by the purchaser, excluding any deductible VAT or similar deductible tax, in order to take delivery of a unit of a good or service at the time and place required by the purchaser. The purchaser's price of a good includes any transport charges paid separately by the purchaser to take delivery at a required time and place.

**Producer Price** is the amount receivable by the producer from the purchaser for a unit of good or service produced as output minus any VAT, or similar deductible tax, invoiced to the purchaser. It excludes any transport charges invoiced separately by the producer.

**Replacement cost** is the cost of an item in terms of its present price rather than its original price.

**Materials and supplies** are materials and supplies intended for use as intermediate inputs.

**Finished products** refer to the value of products produced/manufactured by the establishment that are ready for sale/shipment.

**Work-in-progress**, for agriculture forestry and fishing, refers to the value of products of the establishment that have not yet reached the final desired state and are not ready for sale/shipment; while for manufacturing, it refers to the value of all materials which have been partially processed by the establishment but which are not usually sold or turned over to other establishments without further processing.

**Construction-in-progress** refers to portion of construction projects and/or installation works in the country that are not yet completed during the year and are not yet ready to be handed over to the contractee.

### **Publication Volumes**

The following are the 2018 CPBI publication volumes.

Table 11. 2018 CPBI Publication Volumes

Section	Industry	Volume Number
A	Agriculture, Forestry and Fishing	Volume I
B	Mining and Quarrying	Volume II
C	Manufacturing	Volume III

Section	Industry	Volume Number
D	Electricity, Gas, Steam and Airconditioning Supply	Volume IV
E	Water Supply; Sewerage, Waste Management and Remediation Activities	Volume V
F	Construction	Volume VI
G	Wholesale and Retail Trade; Repair of Motor Vehicles and Motorcycles	Volume VII
H	Transportation and Storage	Volume VIII
I	Accommodation and Food Service Activities	Volume IX
J	Information and Communication	Volume X
K	Financial and Insurance Activities	Volume XI
L	Real Estate Activities	Volume XII
M	Professional, Scientific and Technical Activities	Volume XIII
N	Administrative and Support Service Activities	Volume XIV
P	Education	Volume XV
Q	Human Health and Social Work Activities	Volume XVI
R	Arts, Entertainment and Recreation	Volume XVII
S	Other Service Activities	Volume XVIII

### **Symbols and Abbreviations Used in Statistical Tables**

s	suppressed data to avoid disclosure of individual establishment's data
}	combined data of two or more industries or regions
-	zero
n.e.c	not elsewhere classified

## **Description of Industries for Construction**

### **SECTION F – CONSTRUCTION**

Industry Section F – Construction includes general construction and specialized construction activities for buildings and civil engineering works. It includes new work, repair, additions and alterations, the erection of prefabricated buildings or structures on the site and also construction of temporary nature. General construction is the construction of entire dwellings, office buildings, stores and other public and utility buildings, farm buildings etc., or the construction of civil engineering works such as motorways, streets, bridges, tunnels, railways, airfields, harbours and other water projects, irrigation systems, sewerage systems, industrial facilities, pipelines and electric lines, sports facilities, etc.

Section F is comprised of the following eight (8) industry groups:

1. **Construction of buildings** includes the construction of complete residential or non-residential buildings, on own account for sale or on a fee or contract basis. Outsourcing parts or even the whole construction process is possible.
2. **Construction of roads and railways** includes the construction of motorways, streets, roads, other vehicular and pedestrian ways; surface work such road asphalt paving, painting and other marking and installation of crash barriers, traffic signs and the like; and construction of bridges, elevated highways, tunnels, railways and subways and airfield runways.
3. **Construction of utility projects** includes the construction of distribution lines and related buildings and structures that are integral part of these systems.
4. **Construction of other civil engineering projects** includes the construction of industrial facilities except buildings, waterways, harbor and river works, pleasure ports, locks, dredging of waterways, outdoor sports facilities and land subdivision with land improvement.
5. **Demolition and site preparation** includes activities of preparing a site for subsequent construction activities, including the removal of previously existing structures.
6. **Electrical, plumbing and other construction installation activities** includes installation activities that support the functioning of a building as such, including installation of electrical systems, plumbing (water, gas and sewerage systems), heat and air-conditioning systems, elevators, etc;
7. **Building completion and finishing** includes painting and related work, floor and wall tiling, carpentry, etc.
8. **Other specialized construction activities** includes construction activities specializing in one aspect common to different kind of structures, requiring specialized skill or equipment; subsurface work; construction of outdoor swimming pools; steam cleaning, sand blasting and similar activities for building exteriors and renting of cranes with operator.



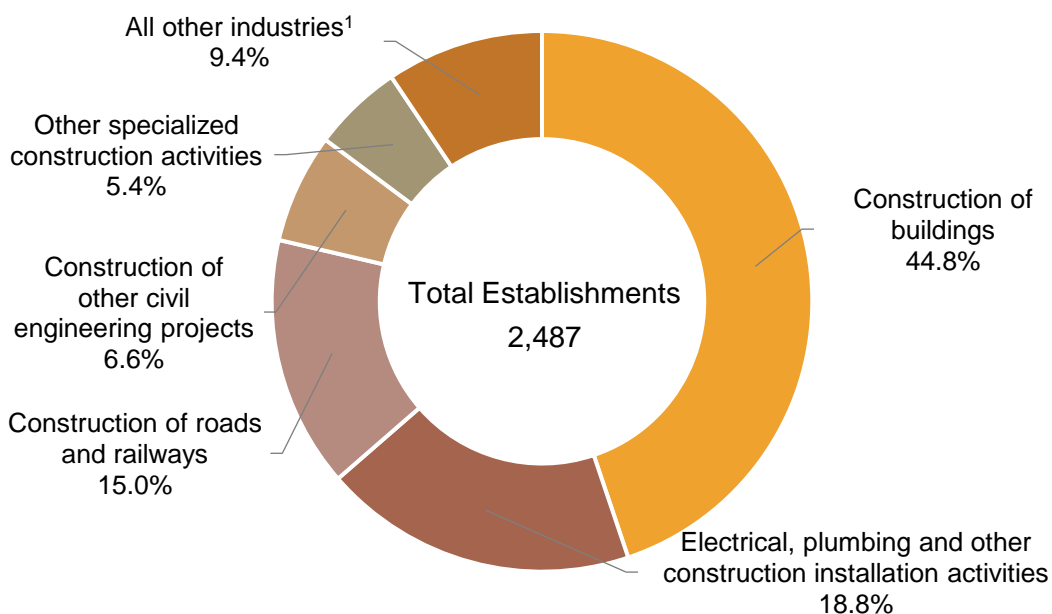
## BRIEF ANALYSIS

### ***Construction of buildings dominated the construction industry in terms of number of establishments***

In 2018, a total of 2,487 establishments were engaged in construction. This indicated a 42.4 percent increase from the 1,747 establishments recorded in 2012. (Table A)

Across industry groups, construction of buildings with 1,115 establishments accounted for 44.8 percent of the total, the highest among others. The electrical, plumbing and other construction installation activities with 467 (18.8%) and construction of roads and railways with 374 (15.0%) establishments ranked second and third, respectively. Demolition and site preparation with 13 establishments (0.5%) contributed the lowest share in terms of count of establishments. (Table 1, and Figure 1)

Figure 1. Percent Distribution of Construction Establishments by Industry Group, Philippines: 2018 CPBI



<sup>1</sup> - All other industries category includes construction of utility projects, building completion and finishing, and demolition and site preparation industry groups.

### ***More construction establishments in NCR***

The National Capital Region, with 949 establishments (38.2%), topped among the other regions in terms of number of establishments. CALABAZON with 296 establishments (11.9%) and Central Visayas with 231 establishments (9.3%) ranked second and third place, respectively. Autonomous Region in Muslim Mindanao (ARMM) and Cagayan Valley are the regions which recorded the two lowest count but data for both are suppressed due to statistical disclosure control. (Table 1)

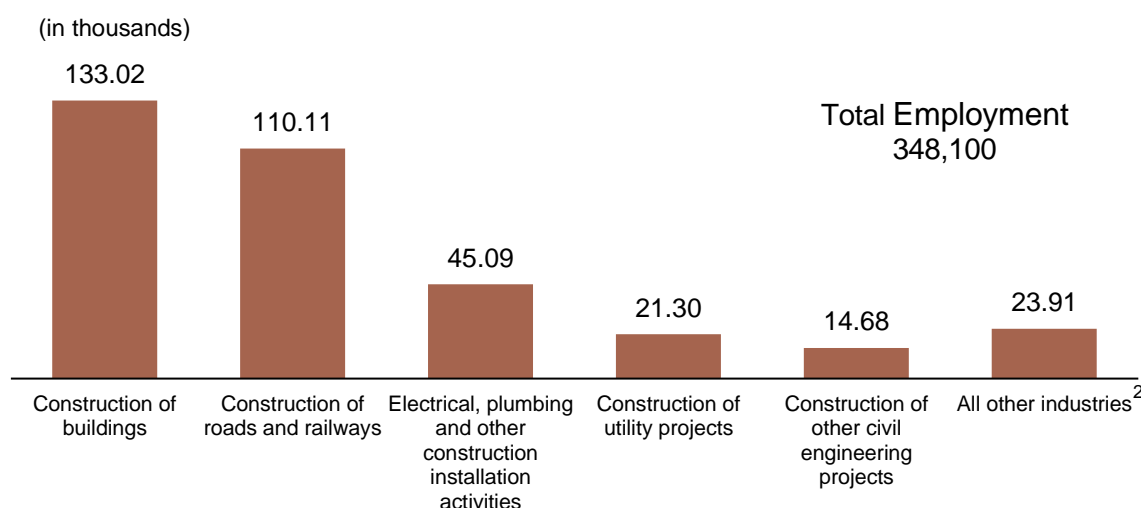
### ***Construction of building engaged the highest number of employees***

The construction industry employed a total of 348,100 persons, a 53.9 percent increase from the total employed in 2012. The average number of employees per establishment posted at 140. (Table A)

Construction of buildings industry, with total employment of 133,020 which accounted for 38.2 percent of the total, ranked first among industry groups. This was followed by construction of roads and railways with 110,108 employees (31.6%) and electrical, plumbing and other construction installation activities with 45,089 (13.0%). (Table 1, and Figure 2)

In terms of average employees per establishment, the demolition and site preparation recorded the highest ratio of 413 employees per establishment, followed by construction of roads and railways with 295 and construction of utility projects with 171. These were the three industries with employment-establishment ratio higher than the national level. (Table B)

Figure 2. Employment Distribution for Construction Establishments, Philippines: 2018 CPBI



<sup>2</sup>- All other industries category includes construction of utility projects, building completion and finishing, and demolition and site preparation industry groups.

### ***NCR accounted for more than half of the total employment***

NCR with 214,815 employees accounted for 61.7 percent of the total employment in the industry, the highest among regions. Central Visayas with 29,066 (8.3%) and CALABARZON with 28,634 (8.2%) contributed the next highest percent share.

In addition to the 348,100 employees, the industry hired the services of 41,128 workers on sub-contract agreement or under manpower agencies contractors. Establishments in NCR employed the highest number of sub-contracted workers which comprised of 25,911 workers or 63.0 percent of the total.

Across industry groups, 19,500 (47.4%) sub-contracted workers were engaged in construction of buildings. (Table 1)

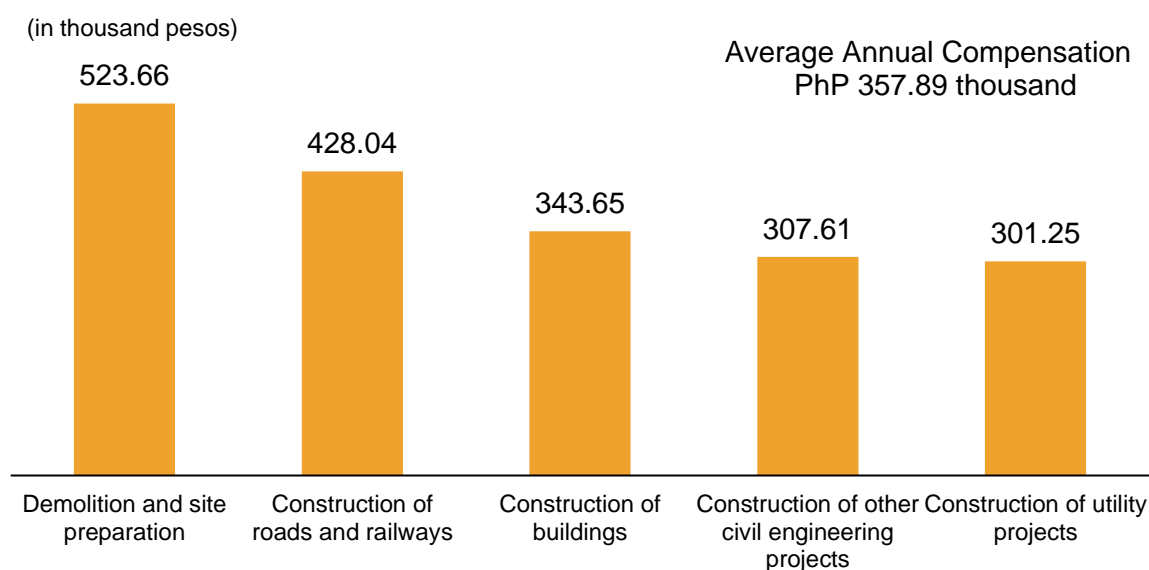
### ***Demolition and site preparation establishments paid the highest annual compensation***

A total of PhP 124.31 billion was spent by the construction establishments for the compensation of its employees. This translated to an average annual compensation per paid employee at PhP 357,890.

Employees in the demolition and site preparation received the highest average annual compensation of PhP 523,660, followed by construction of roads and railways industry group with PhP 428,042. These were the two industry groups with higher average annual compensation than the national level figure. (Table 1, and Figure 3)

Across regions, the highest average annual compensation per paid employee was recorded in Zamboanga Peninsula at PhP 857,950. In addition, six other regions including NCR, Ilocos Region, Central Luzon, MIMAROPA, Bicol Region, and Northern Mindanao recorded an average annual compensation greater than the national level figure. (Table C)

Figure 3. Top Five Industry Groups in Terms of Average Annual Compensation for Construction Establishments, Philippines: 2018 CPBI



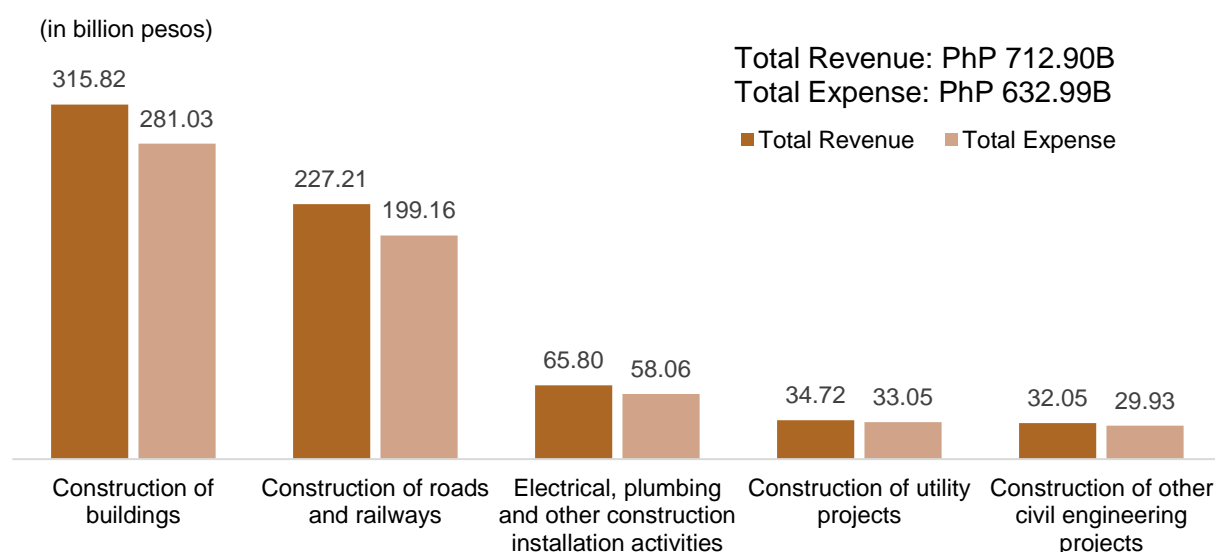
### ***Construction of buildings generated the highest revenue and incurred the highest expense***

The construction industry generated PhP 712.90 billion total revenue and incurred PhP 632.99 billion total expense. These can be translated to a 136.8 percent increase in revenue and 135.0 percent increase in expense from the PhP 301.04 total revenue and PhP 269.40 billion total expense reported in 2012. (Table A)

The construction of buildings accounted for the biggest portion of the total revenue generated by the construction industry amounting to PhP 315.82 billion or 44.3 percent of the total. The industry group also recorded the highest total expense with PhP 281.03 billion or 44.4 percent.

The construction of roads and railways generated the second highest revenue with PhP 227.21 billion (31.9%) and incurred the second highest expense with PhP 199.16 billion (31.5%). (Table 1, and Figure 4)

Figure 4. Top Five Industry Groups in Terms of Total Revenue and Total Expense for Construction Establishments, Philippines: 2018 CPBI



### ***NCR shared more than half of the industry's total revenue***

NCR generated the highest revenue with PhP 451.75 billion or 63.4 percent share to total revenue and had the highest expense incurred with PhP 404.96 billion or 64.0 percent share. This was followed by Central Luzon with PhP 43.84 billion total revenue or 6.1 percent share and with PhP 37.35 billion total expense or 5.9 percent share. (Table 1)

### ***Caraga recorded the highest revenue-expense ratio***

The PhP 712.90 billion total revenue generated and the PhP 632.99 billion total expense incurred by the construction industry can be translated to a revenue-expense ratio of 1.13. This ratio indicated that, on the average, establishments engaged in construction earned 13 centavos for every one-peso expense.

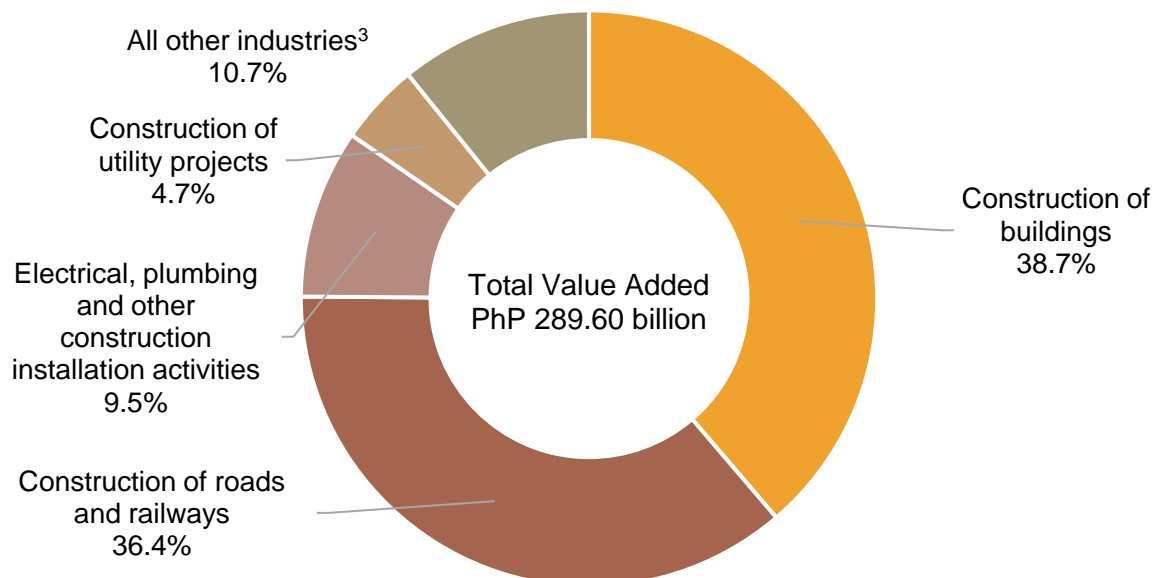
Caraga recorded the highest ratio at 1.90 followed by five regions with ratio of more than 1.15 including Ilocos Region (1.19), Central Luzon (1.17), MIMAROPA (1.18), Eastern Visayas (1.21), and SOCCSKSARGEN (1.23). (Table C)

### ***Construction of buildings generated the highest value added***

Value added generated by the construction industry amounted to PhP 289.60 billion. This amount recorded a 146.1% increase from the value added of PhP 117.70 billion in 2012. (Table A)

Construction of buildings generated the highest value added with PhP 111.95 billion or 38.7 percent of the total. This was followed by construction of roads and railways with PhP 105.33 billion or 36.4 percent share. (Table 1, and Figure 5)

Figure 5. Value Added for Construction Establishments, Philippines: 2018 CPBI



<sup>3</sup>- All other industries category includes construction of utility projects, building completion and finishing, other specialized construction activities, and demolition and site preparation industry groups.

### ***Construction of building topped in terms of amount of gross addition to tangible fixed assets acquired***

The total gross additions to tangible fixed assets, computed as capital expenditures less sale of tangible fixed assets, acquired by the construction industry amounted to PhP 23.95 billion. Among industry groups, the construction of buildings topped with PhP 10.75 billion followed by the construction of roads and railways (PhP 7.17 billion) and construction of other civil engineering projects (PhP 3.09 billion). (Table 1).

***Total change in inventories recorded at PhP 35.3 billion***

In 2018, the total change in inventories (ending less beginning inventory) for the sector recorded at PhP 35.33 billion. Almost half of this amount was contributed by the construction of utility projects industry group with PhP 16.38 billion (Table 1)

**Table A** Comparative Statistics for Construction Establishments by Industry Group:  
Philippines, 2018 and 2012 CPBI

*(Values are in thousand pesos, except for number of establishments and employment. Details may not add-up to total due to rounding and/or statistical disclosure control.)*

2009 PSIC Code	Industry Description	Number of Establishments			Employment		
		2018	2012	Growth Rate (%)	2018	2012	Growth Rate (%)
<b>F</b>	<b>Construction</b>	<b>2,487</b>	<b>1,747</b>	<b>42.4</b>	<b>348,100</b>	<b>226,207</b>	<b>53.9</b>
F410	Construction of buildings	1,115	690	61.6	33,020	90,644	46.7
F421	Construction of roads and railways	374	377	-0.8	10,108	78,572	40.1
F422	Construction of utility projects	125	92	35.9	21,299	8,405	153.4
F429	Construction of other civil engineering projects	163	80	103.8	14,677	3,611	306.5
F431	Demolition and site preparation	13	6	116.7	5,363	557	862.8
F432	Electrical, plumbing and other construction installation activities	467	333	40.2	45,089	34,120	32.1
F433	Building completion and finishing	96	86	11.6	9,157	5,451	68.0
F439	Other specialized construction activities	134	83	61.4	9,387	4,847	93.7

2009 PSIC Code	Industry Description	Paid Workers			Workers on Sub-Contract Agreement as of 15 November 2018		
		2018	2012	Growth Rate (%)	2018	2012	Growth Rate (%)
<b>F</b>	<b>Construction</b>	<b>347,343</b>	<b>225,589</b>	<b>54.0</b>	<b>41,128</b>		
F410	Construction of buildings	132,830	90,363	47.0	19,500		
F421	Construction of roads and railways	109,880	78,417	40.1	8,540		
F422	Construction of utility projects	21,265	8,396	153.3	1375		
F429	Construction of other civil engineering projects	14,623	3,540	313.1	2,045		
F431	Demolition and site preparation	5,358	557	861.9	50		
F432	Electrical, plumbing and other construction installation activities	44,922	34,044	32.0	5,786		
F433	Building completion and finishing	9,149	5,429	68.5	895		
F439	Other specialized construction activities	9,316	4,843	92.4	2,938		

*Continued*

**Table A** Comparative Statistics for Construction Establishments by Industry Group:  
Philippines, 2018 and 2012 CPBI

(Values are in thousand pesos, except for number of establishments and employment. Details may not add-up to total due to rounding and/or statistical disclosure control.)

Continued

2009 PSIC Code	Industry Description	Total Revenue (in thousand PhP)			Total Expense (in thousand PhP)		
		2018	2012	Growth Rate (%)	2018	2012	Growth Rate (%)

<b>F</b>	<b>Construction</b>	<b>712,902,946</b>	<b>301,041,731</b>	<b>136.8</b>	<b>632,994,620</b>	<b>269,396,200</b>	<b>135.0</b>
F410	Construction of buildings	315,822,490	137,692,151	129.4	281,033,810	124,019,706	126.6
F421	Construction of roads and railways	227,213,501	103,848,775	118.8	199,155,172	94,546,342	110.6
F422	Construction of utility projects	34,715,285	5,713,741	507.6	33,045,546	5,436,057	507.9
F429	Construction of other civil engineering projects	32,048,173	3,764,458	751.3	29,928,590	3,439,225	770.2
F431	Demolition and site preparation	7,574,999	673,552	1,024.6	7,033,266	624,577	1,026.1
F432	Electrical, plumbing and other construction installation activities	65,798,973	40,195,852	63.7	58,058,798	32,738,404	77.3
F433	Building completion and finishing	16,776,692	4,508,977	272.1	12,914,678	4,396,889	193.7
F439	Other specialized construction activities	12,952,832	4,644,225	178.9	11,824,759	4,195,001	181.9

2009 PSIC Code	Industry Description	Compensation (in thousand PhP)			Other Expense (in thousand PhP)		
		2018	2012	Growth Rate (%)	2018	2012	Growth Rate (%)

<b>F</b>	<b>Construction</b>	<b>124,310,636</b>	<b>49,752,302</b>	<b>149.9</b>	<b>508,683,984</b>	<b>219,643,898</b>	<b>131.6</b>
F410	Construction of buildings	45,647,110	18,554,138	146.0	235,386,701	105,465,568	123.2
F421	Construction of roads and railways	47,033,302	19,223,353	144.7	152,121,870	75,322,988	102.0
F422	Construction of utility projects	6,406,174	1,092,179	486.5	26,639,372	4,343,878	513.3
F429	Construction of other civil engineering projects	4,498,167	652,097	589.8	25,430,424	2,787,127	812.4
F431	Demolition and site preparation	2,805,771	132,693	2,014.5	4,227,495	491,884	759.4
F432	Electrical, plumbing and other construction installation activities	12,860,691	8,749,404	47.0	45,198,500	23,988,999	88.4
F433	Building completion and finishing	2,482,239	708,545	250.3	10,432,440	3,688,344	182.8
F439	Other specialized construction activities	2,577,183	639,893	302.8	9,247,576	3,555,108	160.1



**Table A** Comparative Statistics for Construction Establishments by Industry Group:  
Philippines, 2018 and 2012 CPBI

(Values are in thousand pesos, except for number of establishments and employment. Details may not add-up to total due to rounding and/or statistical disclosure control.)

Continued

2009 PSIC Code	Industry Description	Value of Output (in thousand PhP)			Intermediate Expense (in thousand PhP)		
		2018	2012	Growth Rate (%)	2018	2012	Growth Rate (%)
<b>F</b>	<b>Construction</b>	<b>696,639,506</b>	<b>295,098,796</b>	<b>136.1</b>	<b>412,766,458</b>	<b>162,369,654</b>	<b>154.2</b>
F410	Construction of buildings	312,467,437	135,411,043	130.8	200,699,472	73,215,392	174.1
F421	Construction of roads and railways	220,418,937	101,179,319	117.8	121,149,457	57,827,266	109.5
F422	Construction of utility projects	33,312,874	5,675,768	486.9	19,143,250	3,437,171	456.9
F429	Construction of other civil engineering projects	31,338,826	3,656,971	757.0	19,100,986	2,303,148	729.3
F431	Demolition and site preparation	7,564,828	611,959	1,136.2	3,428,278	309,492	1,007.7
F432	Electrical, plumbing and other construction installation activities	62,005,282	39,645,399	56.4	34,410,600	19,241,498	78.8
F433	Building completion and finishing	16,648,296	4,317,723	285.6	8,123,442	3,103,756	161.7
F439	Other specialized construction activities	12,883,026	4,600,614	180.0	6,710,972	2,931,930	128.9

2009 PSIC Code	Industry Description	Value Added (in thousand PhP)			Gross Addition to Tangible Fixed Assets (in thousand PhP)		
		2018	2012	Growth Rate (%)	2018	2012	Growth Rate (%)
<b>F</b>	<b>Construction</b>	<b>289,602,629</b>	<b>117,697,657</b>	<b>146.1</b>	<b>23,952,506</b>	<b>13,097,908</b>	<b>82.9</b>
F410	Construction of buildings	111,951,773	51,937,832	115.5	10,748,906	6,947,008	54.7
F421	Construction of roads and railways	105,326,807	41,164,699	155.9	7,170,298	5,209,347	37.6
F422	Construction of utility projects	13,581,395	1,968,566	589.9	785,716	107,744	629.2
F429	Construction of other civil engineering projects	10,839,289	1,328,304	716.0	3,091,330	159,659	1,836.2
F431	Demolition and site preparation	4,319,289	282,842	1,427.1	851,642	9,872	8,526.8
F432	Electrical, plumbing and other construction installation activities	27,435,307	18,526,611	48.1	797,508	529,981	50.5
F433	Building completion and finishing	8,793,644	1,028,572	754.9	199,260	16,840	1,083.3
F439	Other specialized construction activities	7,355,126	1,460,232	403.7	307,847	117,457	162.1

**Table A** Comparative Statistics for Construction Establishments by Industry Group:  
Philippines, 2018 and 2012 CPBI

(Values are in thousand pesos, except for number of establishments and employment. Details may not add-up to total due to rounding and/or statistical disclosure control.)

2009 PSIC Code	Industry Description	Change in Inventories (in thousand PhP)			Subsidies (in thousand PhP)		
		2018	2012	Growth Rate (%)	2018	2012	Growth Rate (%)
<b>F</b>	<b>Construction</b>	<b>35,326,285</b>	<b>3,253,516</b>	<b>985.8</b>	<b>-</b>	<b>10,941</b>	<b>-</b>
F410	Construction of buildings	7,191,910	1,113,526	545.9	-	-	-
F421	Construction of roads and railways	10,619,002	1,099,116	866.1	-	7,741	-
F422	Construction of utility projects	16,376,973	221,649	7,288.7	-	3,200	-
F429	Construction of other civil engineering projects	674,189	60,718	1,010.4	-	-	-
F431	Demolition and site preparation	-9,212	77,129	-111.9	-	-	-
F432	Electrical, plumbing and other construction installation activities	-17,2420	608,234	-128.3	-	-	-
F433	Building completion and finishing	529,233	8,146	6,396.8	-	-	-
F439	Other specialized construction activities	116,611	64,998	79.4	-	-	-

2009 PSIC Code	Industry Description	Sales from E-Commerce Transactions (in thousand PhP)		
		2018	2012	Growth Rate (%)
<b>F</b>	<b>Construction</b>	<b>-</b>	<b>-</b>	<b>-</b>
F410	Construction of buildings	-	-	-
F421	Construction of roads and railways	-	-	-
F422	Construction of utility projects	-	-	-
F429	Construction of other civil engineering projects	-	-	-
F431	Demolition and site preparation	-	-	-
F432	Electrical, plumbing and other construction installation activities	-	-	-
F433	Building completion and finishing	-	-	-
F439	Other specialized construction activities	-	-	-

**Note:** "-" - zero value or no value

**Source:** Philippine Statistics Authority, 2018 CPBI

**Table B** Selected Indicators for Construction Establishments by Industry Group: Philippines, 2018 CPBI

2009 PSIC Code	Industry Description	Employment per Establishment	Revenue per Expense	Value Added per Employee (Labor productivity) (PhP)
		(1)	(2)	(3)
<b>F</b>	<b>Construction</b>	<b>140</b>	<b>1.13</b>	<b>831,952</b>
F410	Construction of buildings	120	1.12	841,616
F421	Construction of roads and railways	295	1.14	956,577
F422	Construction of utility projects	171	1.05	637,654
F429	Construction of other civil engineering projects	91	1.07	738,522
F431	Demolition and site preparation	413	1.08	805,387
F432	Electrical, plumbing and other construction installation activities	97	1.13	608,470
F433	Building completion and finishing	96	1.30	960,319
F439	Other specialized construction activities	71	1.10	783,544

**Source:** Philippine Statistics Authority, 2018 CPBI

**Table C** Selected Indicators for Construction Establishments by Region: Philippines, 2018 CPBI

Region	Employment per Establishment	Revenue per Expense	Value Added per Employee (Labor Productivity) (Php)
	(1)	(2)	(3)
<b>PHILIPPINES</b>	<b>140</b>	<b>1.13</b>	<b>831,952</b>
National Capital Region	227	1.12	861,458
Cordillera Administrative Region	72	1.09	665,774
I - Ilocos Region	48	1.19	1,165,819
II - Cagayan Valley	s	s	s
III - Central Luzon	84	1.17	1,031,118
IVA - CALABARZON	97	1.06	465,503
MIMAROPA	65	1.18	1,052,200
V - Bicol Region	55	1.09	1,969,861
VI - Western Visayas	69	1.09	724,643
VII - Central Visayas	126	1.09	396,062
VIII - Eastern Visayas	69	1.21	1,163,984
IX - Zamboanga Peninsula	44	0.98	943,915
X - Northern Mindanao	90	1.14	874,802
XI - Davao Region	68	1.14	922,240
XII - SOCCSKSARGEN	44	1.23	1,586,964
XIII - Caraga	289	1.90	1,135,204
Autonomous Region in Muslim Mindanao	s	s	s

**Note:** s - suppressed

**Source:** Philippine Statistics Authority, 2018 CPBI

# **Statistical Tables**



**Table 1** Summary Statistics for Construction Establishments by Region and Industry Group: Philippines, 2018

(Values are in thousand PhP, except number of establishments, employment and workers on sub-contract agreement. Details may not add-up to total due to rounding and/or statistical disclosure control.)

2009 PSIC Code	Region/Industry Description	Number of Establish- ments	Employment as of 15 November 2018		Workers on Sub-Contract Agreement as of 15 November 2018	Total Revenue
			Total	Paid Employees		
		(1)	(2)	(3)	(4)	(5)
	<b>Philippines</b>	<b>2,487</b>	<b>348,100</b>	<b>347,343</b>	<b>41,128</b>	<b>712,902,946</b>
F410	Construction of buildings	1,115	133,020	132,830	19,500	315,822,490
F421	Construction of roads and railways	374	110,108	109,880	8,540	227,213,501
F422	Construction of utility projects	125	21,299	21,265	1,375	34,715,285
F429	Construction of other civil engineering projects	163	14,677	14,623	2,045	32,048,173
F431	Demolition and site preparation	13	5,363	5,358	50	7,574,999
F432	Electrical, plumbing and other construction installation activities	467	45,089	44,922	5,786	65,798,973
F433	Building completion and finishing	96	9,157	9,149	895	16,776,692
F439	Other specialized construction activities	134	9,387	9,316	2,938	12,952,832
	<b>National Capital Region</b>	<b>949</b>	<b>214,815</b>	<b>214,673</b>	<b>25,911</b>	<b>451,747,444</b>
F410	Construction of buildings	380	85,561	85,530	13,088	235,708,332
F421	Construction of roads and railways	92	59,353	59,337	3,364	93,483,463
F422	Construction of utility projects	58	9,361	9,347	757	21,822,007
F429	Construction of other civil engineering projects	61	8,172	8,164	1,287	19,600,521
F431	Demolition and site preparation	10	5,009	5,009	50	7,492,726
F432	Electrical, plumbing and other construction installation activities	234	33,794	33,727	5,180	51,105,174
F433	Building completion and finishing	63	7,312	7,307	742	14,636,660
F439	Other specialized construction activities	50	6,253	6,253	1,443	7,898,560
	<b>Cordillera Administrative Region</b>	<b>41</b>	<b>2,933</b>	<b>2,901</b>	<b>264</b>	<b>5,781,101</b>
F410	Construction of buildings	17	716	705	76	735,678
F421	Construction of roads and railways	20	2,082	2,061	181	4,974,523
F429	Construction of other civil engineering projects	S	S	S	S	S
F432	Electrical, plumbing and other construction installation activities	S	S	S	S	S
F439	Other specialized construction activities	S	S	S	S	S
	<b>I - Ilocos Region</b>	<b>83</b>	<b>3,965</b>	<b>3,956</b>	<b>99</b>	<b>11,598,064</b>
F410	Construction of buildings	55	2,043	2,034	79	6,250,819
F421	Construction of roads and railways	14	1,330	1,330	8	4,435,110

Continued

**Table 1** Summary Statistics for Construction Establishments by Region and Industry Group: Philippines, 2018

(Values are in thousand PhP, except number of establishments, employment and workers on sub-contract agreement. Details may not add-up to total due to rounding and/or statistical disclosure control.)

Continued						
2009 PSIC Code	Region/Industry Description	Number of Establish- ments	Employment as of 15 November 2018		Workers on Sub-Contract Agreement as of 15 November 2018	Total Revenue
			Total	Paid Employees		
		(1)	(2)	(3)	(4)	(5)
F422	Construction of utility projects	S	S	S	S	S
F432	Electrical, plumbing and other construction installation activities	10	143	143	-	49,550
F433	Building completion and finishing	S	S	S	S	S
F439	Other specialized construction activities	S	S	S	S	S
	<b>II - Cagayan Valley</b>	<b>13</b>	<b>995</b>	<b>992</b>	<b>20</b>	<b>4,248,308</b>
F410	Construction of buildings	5	87	87	-	2,667,892
F421	Construction of roads and railways	5	847	844	-	1,483,852
F422	Construction of utility projects	S	S	S	S	S
F429	Construction of other civil engineering projects	S	S	S	S	S
F432	Electrical, plumbing and other construction installation activities	S	S	S	S	S
	<b>III - Central Luzon</b>	<b>212</b>	<b>17,709</b>	<b>17,653</b>	<b>4,346</b>	<b>43,839,763</b>
F410	Construction of buildings	118	7,450	7,441	2,255	16,459,934
F421	Construction of roads and railways	33	6,888	6,870	1,396	22,831,726
F422	Construction of utility projects	13	389	389	161	968,650
F429	Construction of other civil engineering projects	12	318	314	86	497,837
F431	Demolition and site preparation	3	354	349	-	82,273
F432	Electrical, plumbing and other construction installation activities	15	1,767	1,767	39	1,992,333
F433	Building completion and finishing	3	379	379	-	789,281
F439	Other specialized construction activities	15	164	144	409	217,729
	<b>IVA - CALABARZON</b>	<b>296</b>	<b>28,634</b>	<b>28,505</b>	<b>2,876</b>	<b>34,315,654</b>
F410	Construction of buildings	132	9,332	9,307	1,790	10,923,102
F421	Construction of roads and railways	21	4,134	4,103	147	7,528,772
F422	Construction of utility projects	18	3,841	3,841	259	3,643,014
F429	Construction of other civil engineering projects	11	1,708	1,700	5	1,291,346
F432	Electrical, plumbing and other construction installation activities	74	6,581	6,541	378	7,250,683
F433	Building completion and finishing	10	942	942	-	1,054,270
F439	Other specialized construction activities	30	2,097	2,071	298	2,624,467



**Table 1** Summary Statistics for Construction Establishments by Region and Industry Group: Philippines, 2018

(Values are in thousand PhP, except number of establishments, employment and workers on sub-contract agreement. Details may not add-up to total due to rounding and/or statistical disclosure control.)

Continued

2009 PSIC Code	Region/Industry Description	Number of Establish- ments	Employment as of 15 November 2018		Workers on Sub-Contract Agreement as of 15 November 2018	Total Revenue
			Total	Paid Employees		
		(1)	(2)	(3)	(4)	(5)
	<b>MIMAROPA</b>	<b>27</b>	<b>1,733</b>	<b>1,717</b>	<b>498</b>	<b>4,559,278</b>
F410	Construction of buildings	17	340	329	105	1,433,733
F421	Construction of roads and railways	8	1,155	1,150	360	2,759,154
F422	Construction of utility projects	S	S	S	S	S
F433	Building completion and finishing	S	S	S	S	S
	<b>V - Bicol Region</b>	<b>79</b>	<b>4,322</b>	<b>4,272</b>	<b>186</b>	<b>22,682,852</b>
F410	Construction of buildings	26	864	862	40	3,176,703
F421	Construction of roads and railways	20	2,061	2,053	94	10,833,330
F422	Construction of utility projects	5	97	94	-	1,369,171
F429	Construction of other civil engineering projects	12	1,162	1,144	52	7,024,899
F432	Electrical, plumbing and other construction installation activities	17	137	119	-	278,750
	<b>VI - Western Visayas</b>	<b>101</b>	<b>6,890</b>	<b>6,852</b>	<b>914</b>	<b>14,134,944</b>
F410	Construction of buildings	45	2,177	2,175	324	3,547,396
F421	Construction of roads and railways	24	4,161	4,147	290	9,379,829
F422	Construction of utility projects	S	S	S	S	S
F429	Construction of other civil engineering projects	18	355	355	228	624,688
F432	Electrical, plumbing and other construction installation activities	8	113	95	-	38,922
F439	Other specialized construction activities	S	S	S	S	S
	<b>VII - Central Visayas</b>	<b>231</b>	<b>29,066</b>	<b>29,023</b>	<b>2,718</b>	<b>31,546,921</b>
F410	Construction of buildings	132	14,199	14,174	713	13,195,234
F421	Construction of roads and railways	18	6,025	6,023	1,387	11,501,855
F422	Construction of utility projects	10	6,428	6,426	15	4,855,830
F429	Construction of other civil engineering projects	12	319	319	184	292,707
F432	Electrical, plumbing and other construction installation activities	38	1,472	1,459	112	931,356
F433	Building completion and finishing	12	354	352	115	246,443
F439	Other specialized construction activities	9	269	269	191	523,496

**Table 1** Summary Statistics for Construction Establishments by Region and Industry Group: Philippines, 2018

(Values are in thousand PhP, except number of establishments, employment and workers on sub-contract agreement. Details may not add-up to total due to rounding and/or statistical disclosure control.)

Continued						
2009 PSIC Code	Region/Industry Description	Number of Establish- ments	Employment as of 15 November 2018		Workers on Sub-Contract Agreement as of 15 November 2018	Total Revenue
			Total	Paid Employees		
		(1)	(2)	(3)	(4)	(5)
	VIII - Eastern Visayas	68	4,662	4,647	320	12,627,738
F410	Construction of buildings	31	1,865	1,860	15	4,081,127
F421	Construction of roads and railways	31	2,645	2,636	225	8,148,561
F422	Construction of utility projects	3	28	28	-	3,552
F429	Construction of other civil engineering projects	3	125	124	80	394,498
	IX - Zamboanga Peninsula	67	2,938	2,913	2	8,785,989
F410	Construction of buildings	43	1,272	1,247	-	2,455,005
F421	Construction of roads and railways	5	930	930	2	3,206,575
F429	Construction of other civil engineering projects	S	S	S	S	S
F432	Electrical, plumbing and other construction installation activities	10	77	77	-	2,765,073
F439	Other specialized construction activities	S	S	S	S	S
	X - Northern Mindanao	99	8,853	8,768	388	16,610,101
F410	Construction of buildings	34	2,308	2,303	12	2,327,610
F421	Construction of roads and railways	23	5,233	5,154	215	13,397,722
F422	Construction of utility projects	6	98	98	136	134,642
F429	Construction of other civil engineering projects	10	777	776	-	567,419
F432	Electrical, plumbing and other construction installation activities	18	254	254	20	122,357
F433	Building completion and finishing	S	S	S	S	S
F439	Other specialized construction activities	S	S	S	S	S
	XI - Davao	140	9,474	9,396	1,320	25,682,594
F410	Construction of buildings	53	3,253	3,237	289	5,515,055
F421	Construction of roads and railways	26	4,194	4,180	478	16,798,519
F422	Construction of utility projects	6	262	247	15	240,550
F429	Construction of other civil engineering projects	12	866	852	52	728,345
F432	Electrical, plumbing and other construction installation activities	35	622	610	-	1,169,546
F439	Other specialized construction activities	9	278	269	486	1,230,578

**Table 1** Summary Statistics for Construction Establishments by Region and Industry Group: Philippines, 2018

(Values are in thousand PhP, except number of establishments, employment and workers on sub-contract agreement. Details may not add-up to total due to rounding and/or statistical disclosure control.)

Continued

2009 PSIC Code	Region/Industry Description	Number of Establish- ments	Employment as of 15 November 2018		Workers on Sub-Contract Agreement as of 15 November 2018	Total Revenue
			Total	Paid Employees		
		(1)	(2)	(3)	(4)	(5)
	<b>XII - SOCCSKSARGEN</b>	<b>48</b>	<b>2,102</b>	<b>2,085</b>	<b>1,053</b>	<b>10,952,154</b>
F410	Construction of buildings	22	1,041	1,028	501	6,705,010
F421	Construction of roads and railways	14	792	789	394	3,490,651
F422	Construction of utility projects	S	S	S	S	S
F429	Construction of other civil engineering projects	3	105	105	50	627,408
F432	Electrical, plumbing and other construction installation activities	6	71	71	57	46,482
F439	Other specialized construction activities	S	S	S	S	S
	<b>XIII - Caraga</b>	<b>31</b>	<b>8,953</b>	<b>8,934</b>	<b>213</b>	<b>13,659,584</b>
F410	Construction of buildings	S	S	S	S	S
F421	Construction of roads and railways	18	8,223	8,218	-	12,829,402
F429	Construction of other civil engineering projects	S	S	S	S	S
F439	Other specialized construction activities	7	166	154	-	138,684
	<b>Autonomous Region in Muslim Mindanao</b>	<b>S</b>	<b>S</b>	<b>S</b>	<b>S</b>	<b>S</b>
F421	Construction of roads and railways	S	S	S	S	S

**Table 1** Summary Statistics for Construction Establishments by Region and Industry Group: Philippines, 2018

(Values are in thousand PhP, except number of establishments, employment and workers on sub-contract agreement. Details may not add-up to total due to rounding and/or statistical disclosure control.)

Continued						
2009 PSIC Code	Region/Industry Description	Expense			Value of Output	Intermediate Expense
		Total	Compensation	Other Expense		
		(6)	(7)	(8)	(9)	(10)
	Philippines	632,994,620	124,310,636	508,683,984	696,639,506	412,766,458
F410	Construction of buildings	281,033,810	45,647,110	235,386,701	312,467,437	200,699,472
F421	Construction of roads and railways	199,155,172	47,033,302	152,121,870	220,418,937	121,149,457
F422	Construction of utility projects	33,045,546	6,406,174	26,639,372	33,312,874	19,143,250
F429	Construction of other civil engineering projects	29,928,590	4,498,167	25,430,424	31,338,826	19,100,986
F431	Demolition and site preparation	7,033,266	2,805,771	4,227,495	7,564,828	3,428,278
F432	Electrical, plumbing and other construction installation activities	58,058,798	12,860,691	45,198,107	62,005,282	34,410,600
F433	Building completion and finishing	12,914,678	2,482,239	10,432,440	16,648,296	8,123,442
F439	Other specialized construction activities	11,824,759	2,577,183	9,247,576	12,883,026	6,710,972
	National Capital Region	404,959,960	85,021,155	319,938,805	439,405,696	259,230,008
F410	Construction of buildings	210,466,008	33,924,780	176,541,228	233,125,645	151,521,943
F421	Construction of roads and railways	85,687,558	28,310,441	57,377,117	88,573,285	43,683,068
F422	Construction of utility projects	20,595,912	3,452,790	17,143,122	21,344,628	13,334,748
F429	Construction of other civil engineering projects	18,290,039	2,769,257	15,520,782	18,923,152	11,361,331
F431	Demolition and site preparation	6,956,160	2,773,767	4,182,393	7,482,837	3,425,692
F432	Electrical, plumbing and other construction installation activities	44,693,090	10,056,189	34,636,901	47,555,839	25,626,921
F433	Building completion and finishing	11,163,940	1,914,634	9,249,305	14,513,999	7,225,304
F439	Other specialized construction activities	7,107,254	1,819,297	5,287,957	7,886,309	3,051,002
	Cordillera Administrative Region	5,293,324	562,060	4,731,263	5,791,455	3,931,667
F410	Construction of buildings	574,639	110,485	464,154	731,216	373,108
F421	Construction of roads and railways	4,652,741	431,852	4,220,889	4,989,339	3,519,647
F429	Construction of other civil engineering projects	S	S	S	S	S
F432	Electrical, plumbing and other construction installation activities	S	S	S	S	S
F439	Other specialized construction activities	S	S	S	S	S
	I - Ilocos Region	9,727,202	1,954,710	7,772,492	11,562,639	7,078,364
F410	Construction of buildings	4,849,545	1,299,254	3,550,291	6,218,790	3,148,188
F421	Construction of roads and railways	4,123,851	536,929	3,586,922	4,432,131	3,381,453

**Table 1** Summary Statistics for Construction Establishments by Region and Industry Group: Philippines, 2018

(Values are in thousand PhP, except number of establishments, employment and workers on sub-contract agreement. Details may not add-up to total due to rounding and/or statistical disclosure control.)

Continued

2009 PSIC Code	Region/Industry Description	Expense			Value of Output	Intermediate Expense
		Total	Compensation	Other Expense		
		(6)	(7)	(8)	(9)	(10)
F422	Construction of utility projects	S	S	S	S	S
F432	Electrical, plumbing and other construction installation activities	65,071	6,245	58,827	49,536	32,457
F433	Building completion and finishing	S	S	S	S	S
F439	Other specialized construction activities	S	S	S	S	S
	<b>II - Cagayan Valley</b>	<b>4,086,027</b>	<b>311,286</b>	<b>3,774,741</b>	<b>4,156,007</b>	<b>2,893,702</b>
F410	Construction of buildings	2,644,702	41,796	2,602,906	2,667,892	1,975,452
F421	Construction of roads and railways	1,350,904	257,771	1,093,133	1,391,551	850,686
F422	Construction of utility projects	S	S	S	S	S
F429	Construction of other civil engineering projects	S	S	S	S	S
F432	Electrical, plumbing and other construction installation activities	S	S	S	S	S
	<b>III - Central Luzon</b>	<b>37,347,070</b>	<b>7,033,067</b>	<b>30,314,004</b>	<b>42,560,468</b>	<b>25,347,329</b>
F410	Construction of buildings	13,518,353	1,920,517	11,597,837	16,275,127	9,590,940
F421	Construction of roads and railways	20,157,572	3,897,689	16,259,883	21,763,366	13,801,254
F422	Construction of utility projects	802,380	133,068	669,313	942,123	553,741
F429	Construction of other civil engineering projects	475,633	126,544	349,089	499,557	317,054
F431	Demolition and site preparation	77,106	32,004	45,102	81,991	2,586
F432	Electrical, plumbing and other construction installation activities	1,668,326	683,183	985,143	1,991,419	814,862
F433	Building completion and finishing	492,750	217,906	274,844	789,281	159,365
F439	Other specialized construction activities	154,949	22,156	132,793	217,604	107,526
	<b>IVA - CALABARZON</b>	<b>32,298,013</b>	<b>6,927,145</b>	<b>25,370,868</b>	<b>33,201,738</b>	<b>20,249,701</b>
F410	Construction of buildings	9,774,283	1,883,995	7,890,288	10,832,150	6,813,633
F421	Construction of roads and railways	7,034,035	930,068	6,103,967	7,494,248	5,312,136
F422	Construction of utility projects	4,053,711	1,144,339	2,909,372	2,787,042	1,399,213
F429	Construction of other civil engineering projects	1,166,042	331,511	834,531	1,283,852	637,042
F432	Electrical, plumbing and other construction installation activities	6,788,221	1,743,349	5,044,872	7,141,151	3,798,636
F433	Building completion and finishing	1,006,189	284,687	721,502	1,052,615	591,708
F439	Other specialized construction activities	2,475,533	609,196	1,866,337	2,610,679	1,697,332

**Table 1** Summary Statistics for Construction Establishments by Region and Industry Group: Philippines, 2018

(Values are in thousand PhP, except number of establishments, employment and workers on sub-contract agreement. Details may not add-up to total due to rounding and/or statistical disclosure control.)

2009 PSIC Code	Region/Industry Description	Expense			Value of Output	Intermediate Expense
		Total	Compensation	Other Expense		
		(6)	(7)	(8)	(9)	(10)
	<b>MIMAROPA</b>	<b>3,857,445</b>	<b>624,534</b>	<b>3,232,911</b>	<b>4,518,730</b>	<b>2,825,540</b>
F410	Construction of buildings	1,335,864	201,180	1,134,684	1,414,434	963,821
F421	Construction of roads and railways	2,179,145	402,846	1,776,299	2,739,464	1,595,584
F422	Construction of utility projects	S	S	S	S	S
F433	Building completion and finishing	S	S	S	S	S
	<b>V - Bicol Region</b>	<b>20,879,642</b>	<b>2,950,625</b>	<b>17,929,016</b>	<b>22,466,273</b>	<b>14,224,174</b>
F410	Construction of buildings	2,912,502	524,841	2,387,662	3,173,886	2,158,576
F421	Construction of roads and railways	9,826,830	1,550,519	8,276,311	10,754,979	6,594,553
F422	Construction of utility projects	1,291,769	266,694	1,025,075	1,369,171	906,467
F429	Construction of other civil engineering projects	6,588,767	594,991	5,993,776	7,004,341	4,439,367
F432	Electrical, plumbing and other construction installation activities	259,774	13,582	246,192	163,896	125,211
	<b>VI - Western Visayas</b>	<b>12,922,682</b>	<b>1,837,115</b>	<b>11,085,567</b>	<b>13,827,401</b>	<b>9,361,764</b>
F410	Construction of buildings	3,185,539	747,409	2,438,130	3,497,901	2,156,361
F421	Construction of roads and railways	8,649,362	889,131	7,760,232	9,096,926	6,445,201
F422	Construction of utility projects	S	S	S	S	S
F429	Construction of other civil engineering projects	585,522	42,642	542,880	624,527	503,117
F432	Electrical, plumbing and other construction installation activities	34,681	7,271	27,410	38,877	25,040
F439	Other specialized construction activities	S	S	S	S	S
	<b>VII - Central Visayas</b>	<b>28,933,573</b>	<b>5,243,040</b>	<b>23,690,533</b>	<b>30,937,538</b>	<b>18,436,648</b>
F410	Construction of buildings	12,231,906	2,512,935	9,718,971	12,928,256	7,775,699
F421	Construction of roads and railways	10,272,265	1,414,893	8,857,372	11,275,104	7,423,681
F422	Construction of utility projects	4,596,795	1,019,633	3,577,162	4,828,246	1,882,133
F429	Construction of other civil engineering projects	252,725	55,958	196,767	245,455	148,039
F432	Electrical, plumbing and other construction installation activities	895,506	165,604	729,902	916,303	667,009
F433	Building completion and finishing	207,003	49,869	157,134	245,945	120,765
F439	Other specialized construction activities	477,373	24,148	453,225	498,229	419,321

Continued

**Table 1** Summary Statistics for Construction Establishments by Region and Industry Group: Philippines, 2018

(Values are in thousand PhP, except number of establishments, employment and workers on sub-contract agreement. Details may not add-up to total due to rounding and/or statistical disclosure control.)

Continued

Continued

2009 PSIC Code	Region/Industry Description	Expense			Value of Output	Intermediate Expense
		Total	Compensation	Other Expense		
		(6)	(7)	(8)	(9)	(10)
	VIII - Eastern Visayas	10,406,435	1,498,595	8,907,839	12,493,738	7,345,101
F410	Construction of buildings	3,476,711	727,375	2,749,336	4,010,927	2,298,802
F421	Construction of roads and railways	6,559,797	672,461	5,887,336	8,085,877	4,777,338
F422	Construction of utility projects	2,764	1,407	1,357	3,246	1,040
F429	Construction of other civil engineering projects	367,163	97,353	269,810	393,688	267,922
	IX - Zamboanga Peninsula	8,953,596	2,499,209	6,454,388	8,832,012	6,103,706
F410	Construction of buildings	2,195,147	228,716	1,966,431	2,447,171	1,790,612
F421	Construction of roads and railways	4,058,157	2,197,455	1,860,702	3,206,575	1,755,490
F429	Construction of other civil engineering projects	S	S	S	S	S
F432	Electrical, plumbing and other construction installation activities	2,401,773	7,185	2,394,587	2,765,073	2,363,214
F439	Other specialized construction activities	S	S	S	S	S
	X - Northern Mindanao	14,585,406	3,262,432	11,322,974	16,598,829	8,611,735
F410	Construction of buildings	1,952,730	301,892	1,650,838	2,316,801	1,553,237
F421	Construction of roads and railways	11,869,222	2,757,827	9,111,395	13,407,386	6,649,128
F422	Construction of utility projects	107,678	33,171	74,507	132,118	58,183
F429	Construction of other civil engineering projects	509,660	126,408	383,253	564,035	259,079
F432	Electrical, plumbing and other construction installation activities	88,708	25,110	63,597	121,359	54,003
F433	Building completion and finishing	S	S	S	S	S
F439	Other specialized construction activities	S	S	S	S	S
	XI - Davao	22,531,397	2,478,270	20,053,126	25,615,617	16,316,400
F410	Construction of buildings	5,054,002	872,389	4,181,613	5,516,701	3,668,817
F421	Construction of roads and railways	14,271,461	1,247,309	13,024,153	16,790,068	10,063,560
F422	Construction of utility projects	185,782	69,337	116,445	233,514	87,061
F429	Construction of other civil engineering projects	744,797	83,008	661,788	720,452	565,403
F432	Electrical, plumbing and other construction installation activities	1,077,391	137,320	940,072	1,167,312	844,541
F439	Other specialized construction activities	1,197,963	68,907	1,129,056	1,187,569	1,087,016

**Table 1** Summary Statistics for Construction Establishments by Region and Industry Group: Philippines, 2018

(Values are in thousand PhP, except number of establishments, employment and workers on sub-contract agreement. Details may not add-up to total due to rounding and/or statistical disclosure control.)

2009 PSIC Code	Region/Industry Description	Expense			Value of Output	Intermediate Expense
		Total	Compensation	Other Expense		
		(6)	(7)	(8)	(9)	(10)
	<b>XII - SOCCSKSARGEN</b>	<b>8,885,988</b>	<b>708,513</b>	<b>8,177,475</b>	<b>10,954,037</b>	<b>6,396,774</b>
F410	Construction of buildings	6,251,540	287,611	5,963,929	6,700,555	4,450,640
F421	Construction of roads and railways	1,924,430	220,885	1,703,545	3,497,702	1,476,232
F422	Construction of utility projects	S	S	S	S	S
F429	Construction of other civil engineering projects	592,003	183,351	408,652	627,408	382,826
F432	Electrical, plumbing and other construction installation activities	39,911	6,879	33,032	45,769	27,977
F439	Other specialized construction activities	S	S	S	S	S
	<b>XIII - Caraga</b>	<b>7,204,413</b>	<b>1,398,038</b>	<b>5,806,376</b>	<b>13,587,269</b>	<b>4,337,670</b>
F410	Construction of buildings	S	S	S	S	S
F421	Construction of roads and railways	6,415,394	1,314,386	5,101,008	12,790,875	3,744,272
F429	Construction of other civil engineering projects	S	S	S	S	S
F439	Other specialized construction activities	130,057	13,141	116,915	134,773	108,972
	<b>Autonomous Region in Muslim Mindanao</b>	<b>S</b>	<b>S</b>	<b>S</b>	<b>S</b>	<b>S</b>
F421	Construction of roads and railways	S	S	S	S	S



**Table 1** Summary Statistics for Construction Establishments by Region and Industry Group: Philippines, 2018

(Values are in thousand PhP, except number of establishments, employment and workers on sub-contract agreement. Details may not add-up to total due to rounding and/or statistical disclosure control.)

2009 PSIC Code	Region/Industry Description	Value Added	Gross Addition to Tangible Fixed Assets	Change in Inventories	Subsidies	Sales from E- Commer ce Transacti ons
		(11)	(12)	(13)	(14)	(15)
	<b>Philippines</b>	<b>289,602,629</b>	<b>23,952,506</b>	<b>35,326,285</b>	-	-
F410	Construction of buildings	111,951,773	10,748,906	7,191,910	-	-
F421	Construction of roads and railways	105,326,807	7,170,298	10,619,002	-	-
F422	Construction of utility projects	13,581,395	785,716	16,376,973	-	-
F429	Construction of other civil engineering projects	10,839,289	3,091,330	674,189	-	-
F431	Demolition and site preparation	4,319,289	851,642	-9,212	-	-
F432	Electrical, plumbing and other construction installation activities	27,435,307	797,508	-172,420	-	-
F433	Building completion and finishing	8,793,644	199,260	529,233	-	-
F439	Other specialized construction activities	7,355,126	307,847	116,611	-	-
	<b>National Capital Region</b>	<b>185,054,116</b>	<b>11,791,197</b>	<b>27,978,607</b>	-	-
F410	Construction of buildings	81,859,442	7,341,468	5,153,847	-	-
F421	Construction of roads and railways	48,994,602	1,631,539	6,215,867	-	-
F422	Construction of utility projects	8,523,657	427,842	15,623,020	-	-
F429	Construction of other civil engineering projects	6,187,333	780,946	361,642	-	-
F431	Demolition and site preparation	4,237,137	851,642	-9,212	-	-
F432	Electrical, plumbing and other construction installation activities	21,732,416	430,749	251,939	-	-
F433	Building completion and finishing	7,523,185	68,166	343,837	-	-
F439	Other specialized construction activities	5,996,344	258,845	37,667	-	-
	<b>Cordillera Administrative Region</b>	<b>1,952,714</b>	<b>433,442</b>	<b>238,235</b>	-	-
F410	Construction of buildings	368,799	24,286	122,270	-	-
F421	Construction of roads and railways	1,550,525	409,156	117,021	-	-
F429	Construction of other civil engineering projects	S	S	S	S	S
F432	Electrical, plumbing and other construction installation activities	S	S	S	S	S
F439	Other specialized construction activities	S	S	S	S	S
	<b>I - Ilocos Region</b>	<b>4,622,473</b>	<b>152,095</b>	<b>713,204</b>	-	-
F410	Construction of buildings	3,141,289	25,355	722,850	-	-
F421	Construction of roads and railways	1,108,549	80,058	6,665	-	-

**Table 1** Summary Statistics for Construction Establishments by Region and Industry Group: Philippines, 2018

(Values are in thousand PhP, except number of establishments, employment and workers on sub-contract agreement. Details may not add-up to total due to rounding and/or statistical disclosure control.)

2009 PSIC Code	Region/Industry Description	Value Added	Gross Addition to Tangible Fixed Assets	Change in Inventories	Subsidies	Sales from E- Commer ce Transact ions
		(11)	(12)	(13)	(14)	(15)
F422	Construction of utility projects	S	S	S	S	S
F432	Electrical, plumbing and other construction installation activities	17,012	46,682	-11,865	-	-
F433	Building completion and finishing	S	S	S	S	S
F439	Other specialized construction activities	S	S	S	S	S
<b>II - Cagayan Valley</b>		<b>1,305,414</b>	<b>175,564</b>	<b>610,783</b>	-	-
F410	Construction of buildings	695,682	-	533,847	-	-
F421	Construction of roads and railways	579,769	145,564	76,323	-	-
F422	Construction of utility projects	S	S	S	S	S
F429	Construction of other civil engineering projects	S	S	S	S	S
F432	Electrical, plumbing and other construction installation activities	S	S	S	S	S
<b>III - Central Luzon</b>		<b>18,260,069</b>	<b>1,872,778</b>	<b>1,641,364</b>	-	-
F410	Construction of buildings	6,968,676	1,042,421	-189,326	-	-
F421	Construction of roads and railways	8,648,544	614,191	1,371,586	-	-
F422	Construction of utility projects	412,071	35,146	259,261	-	-
F429	Construction of other civil engineering projects	188,655	-	19,160	-	-
F431	Demolition and site preparation	82,152	-	-	-	-
F432	Electrical, plumbing and other construction installation activities	1,207,114	55,144	-14,571	-	-
F433	Building completion and finishing	635,572	105,369	185,511	-	-
F439	Other specialized construction activities	117,285	20,507	9,745	-	-
<b>IVA - CALABARZON</b>		<b>13,329,205</b>	<b>467,413</b>	<b>1,051,225</b>	-	-
F410	Construction of buildings	4,246,483	94,635	194,349	-	-
F421	Construction of roads and railways	2,285,523	118,618	699,587	-	-
F422	Construction of utility projects	1,602,581	11,086	16,537	-	-
F429	Construction of other civil engineering projects	542,194	-	155,270	-	-
F432	Electrical, plumbing and other construction installation activities	3,305,692	235,408	-63,772	-	-
F433	Building completion and finishing	483,335	7,665	1,188	-	-
F439	Other specialized construction activities	863,397	-	48,067	-	-

**Table 1** Summary Statistics for Construction Establishments by Region and Industry Group: Philippines, 2018

(Values are in thousand PhP, except number of establishments, employment and workers on sub-contract agreement. Details may not add-up to total due to rounding and/or statistical disclosure control.)

2009 PSIC Code	Region/Industry Description	Value Added	Gross Addition to Tangible Fixed Assets	Change in Inventories	Subsidies	Sales from E- Commer ce Transact ions
		(11)	(12)	(13)	(14)	(15)
	<b>MIMAROPA</b>	<b>1,823,462</b>	<b>58</b>	<b>54,376</b>	-	-
F410	Construction of buildings	527,971	-	2,810	-	-
F421	Construction of roads and railways	1,184,961	-	51,774	-	-
F422	Construction of utility projects	S	S	S	S	S
F433	Building completion and finishing	S	S	S	S	S
	<b>V - Bicol Region</b>	<b>8,513,738</b>	<b>1,792,929</b>	<b>-80,077</b>	-	-
F410	Construction of buildings	1,033,462	2,610	-130,583	-	-
F421	Construction of roads and railways	4,319,778	78,950	35,699	-	-
F422	Construction of utility projects	513,265	-	-25,200	-	-
F429	Construction of other civil engineering projects	2,605,958	1,711,369	40,053	-	-
F432	Electrical, plumbing and other construction installation activities	41,275	-	-47	-	-
	<b>VI - Western Visayas</b>	<b>4,992,788</b>	<b>220,273</b>	<b>393,797</b>	-	-
F410	Construction of buildings	1,414,646	76,069	22,431	-	-
F421	Construction of roads and railways	3,129,278	103,036	390,851	-	-
F422	Construction of utility projects	S	S	S	S	S
F429	Construction of other civil engineering projects	120,697	12,622	-9,992	-	-
F432	Electrical, plumbing and other construction installation activities	14,288	-	161	-	-
F439	Other specialized construction activities	S	S	S	S	S
	<b>VII - Central Visayas</b>	<b>11,511,948</b>	<b>2,040,645</b>	<b>1,185,127</b>	-	-
F410	Construction of buildings	5,387,695	1,055,124	464,083	-	-
F421	Construction of roads and railways	4,004,917	687,732	215,022	-	-
F422	Construction of utility projects	1,553,824	295,769	532,953	-	-
F429	Construction of other civil engineering projects	84,993	2,647	-1,631	-	-
F432	Electrical, plumbing and other construction installation activities	263,733	6,517	-23,993	-	-
F433	Building completion and finishing	130,710	2,956	-1,307	-	-
F439	Other specialized construction activities	86,075	-10,099	-	-	-

**Table 1** Summary Statistics for Construction Establishments by Region and Industry Group: Philippines, 2018

(Values are in thousand PhP, except number of establishments, employment and workers on sub-contract agreement. Details may not add-up to total due to rounding and/or statistical disclosure control.)

Continued						
2009 PSIC Code	Region/Industry Description	Value Added	Gross Addition to Tangible Fixed Assets	Change in Inventories	Subsidies	Sales from E- Commer ce Transact ions
		(11)	(12)	(13)	(14)	(15)
	VIII - Eastern Visayas	5,426,492	1,515,812	803,173	-	-
F410	Construction of buildings	1,788,304	116,318	619,662	-	-
F421	Construction of roads and railways	3,508,630	1,399,494	187,093	-	-
F422	Construction of utility projects	2,626	-	-	-	-
F429	Construction of other civil engineering projects	126,932	-	-3,582	-	-
	IX - Zamboanga Peninsula	2,773,223	91,298	628,569	-	-
F410	Construction of buildings	693,156	90,292	-459,728	-	-
F421	Construction of roads and railways	1,453,825	1,005	1,210,246	-	-
F429	Construction of other civil engineering projects	S	S	S	S	S
F432	Electrical, plumbing and other construction installation activities	402,136	-	-212,867	-	-
F439	Other specialized construction activities	S	S	S	S	S
	X - Northern Mindanao	7,744,625	2,290,318	-51,584	-	-
F410	Construction of buildings	782,910	449,826	-56,551	-	-
F421	Construction of roads and railways	6,456,699	1,253,464	7,328	-	-
F422	Construction of utility projects	79,815	15,815	-362	-	-
F429	Construction of other civil engineering projects	335,093	545,879	-3,385	-	-
F432	Electrical, plumbing and other construction installation activities	71,052	3,313	-1,182	-	-
F433	Building completion and finishing	S	S	S	S	S
F439	Other specialized construction activities	S	S	S	S	S
	XI - Davao	8,737,305	283,810	-1,916	-	-
F410	Construction of buildings	1,880,148	55,808	427,295	-	-
F421	Construction of roads and railways	6,046,639	206,508	-361,363	-	-
F422	Construction of utility projects	142,429	-	-18,760	-	-
F429	Construction of other civil engineering projects	171,757	-	19,698	-	-
F432	Electrical, plumbing and other construction installation activities	341,077	18,388	-94,136	-	-
F439	Other specialized construction activities	155,256	3,107	25,350	-	-

Continued

**Table 1** Summary Statistics for Construction Establishments by Region and Industry Group: Philippines, 2018

(Values are in thousand PhP, except number of establishments, employment and workers on sub-contract agreement. Details may not add-up to total due to rounding and/or statistical disclosure control.)

2009 PSIC Code	Region/Industry Description	Value Added	Gross Addition to Tangible Fixed Assets	Change in Inventories	Subsidies	Concluded Sales from E- Commer ce Transact ions
		(11)	(12)	(13)	(14)	(15)
	<b>XII - SOCCSKSARGEN</b>	<b>3,335,799</b>	<b>216,947</b>	<b>-260,710</b>	-	-
F410	Construction of buildings	995,359	145,209	-266,914	-	-
F421	Construction of roads and railways	2,052,302	62,564	5,576	-	-
F422	Construction of utility projects	S	S	S	S	S
F429	Construction of other civil engineering projects	242,311	7,867	831	-	-
F432	Electrical, plumbing and other construction installation activities	20,575	1,307	367	-	-
F439	Other specialized construction activities	S	S	S	S	S
	<b>XIII - Caraga</b>	<b>10,163,485</b>	<b>607,925</b>	<b>422,113</b>	-	-
F410	Construction of buildings	S	S	S	S	S
F421	Construction of roads and railways	9,946,496	378,418	389,727	-	-
F429	Construction of other civil engineering projects	S	S	S	S	S
F439	Other specialized construction activities	26,430	24	-1,697	-	-
	<b>Autonomous Region in Muslim Mindanao</b>	<b>S</b>	<b>S</b>	<b>S</b>	<b>S</b>	<b>S</b>
F421	Construction of roads and railways	S	S	S	S	S

Notes: 1. "-" – zero value

2. S - suppressed

Source: Philippine Statistics Authority, 2018 Census of Philippine Business and Industry

**Table 2** Number of Establishments and Employment by Type and Sex for Construction Establishments by Region and Industry Group: Philippines, 2018

(Values are in thousand PhP, except number of establishments and employment. Details may not add-up to total due to rounding and/or statistical disclosure control.)

2009 PSIC Code	Region/Industry Description	Number of Establish- ments	Employment as of 15 November 2018					
			Total		Paid		Unpaid	
			Male	Female	Male	Female	Male	Femal e
		(1)	(2)	(3)	(4)	(5)	(6)	(7)
	<b>Philippines</b>	<b>2,487</b>	<b>315,276</b>	<b>32,823</b>	<b>314,802</b>	<b>32,541</b>	<b>474</b>	<b>282</b>
F410	Construction of buildings	1,115	120,279	12,741	120,146	12,685	133	56
F421	Construction of roads and railways	374	102,200	7,907	102,060	7,819	140	88
F422	Construction of utility projects	125	18,962	2,337	18,935	2,329	26	7
F429	Construction of other civil engineering projects	163	12,702	1,975	12,669	1,955	34	20
F431	Demolition and site preparation	13	5,112	251	5,107	251	5	-
F432	Electrical, plumbing and other construction installation activities	467	39,877	5,213	39,782	5,140	95	73
F433	Building completion and finishing	96	7,813	1,344	7,806	1,343	7	1
F439	Other specialized construction activities	134	8,332	1,055	8,297	1,019	35	36
	<b>National Capital Region</b>	<b>949</b>	<b>194,697</b>	<b>20,118</b>	<b>194,626</b>	<b>20,047</b>	<b>71</b>	<b>71</b>
F410	Construction of buildings	380	77,124	8,437	77,101	8,429	24	8
F421	Construction of roads and railways	92	55,995	3,359	55,990	3,347	5	11
F422	Construction of utility projects	58	7,917	1,444	7,910	1,437	8	6
F429	Construction of other civil engineering projects	61	7,186	987	7,181	983	4	4
F431	Demolition and site preparation	10	4,786	223	4,786	223	-	-
F432	Electrical, plumbing and other construction installation activities	234	29,990	3,804	29,965	3,762	25	42
F433	Building completion and finishing	63	6,188	1,124	6,182	1,124	6	-
F439	Other specialized construction activities	50	5,511	741	5,511	741	-	-
	<b>Cordillera Administrative Region</b>	<b>41</b>	<b>2,595</b>	<b>339</b>	<b>2,572</b>	<b>329</b>	<b>23</b>	<b>9</b>
F410	Construction of buildings	17	646	71	635	71	11	-
F421	Construction of roads and railways	20	1,833	249	1,821	240	12	9
F429	Construction of other civil engineering projects	S	S	S	S	S	S	S
F432	Electrical, plumbing and other construction installation activities	S	S	S	S	S	S	S
F439	Other specialized construction activities	S	S	S	S	S	S	S

Continued

**Table 2** Number of Establishments and Employment by Type and Sex for Construction Establishments by Region and Industry Group: Philippines, 2018*(Values are in thousand PhP, except number of establishments and employment. Details may not add-up to total due to rounding and/or statistical disclosure control.)*

*Continued*

2009 PSIC Code	Region/Industry Description	Number of Establish- ments	Employment as of 15 November 2018					
			Total		Paid		Unpaid	
			Male	Female	Male	Female	Male	Femal e
		(1)	(2)	(3)	(4)	(5)	(6)	(7)
	<b>I - Ilocos Region</b>	<b>83</b>	<b>3,678</b>	<b>288</b>	<b>3,669</b>	<b>288</b>	<b>9</b>	<b>-</b>
F410	Construction of buildings	55	1,886	157	1,877	157	9	-
F421	Construction of roads and railways	14	1,240	90	1,240	90	-	-
F422	Construction of utility projects	S	S	S	S	S	S	S
F432	Electrical, plumbing and other construction installation activities	10	129	15	129	15	-	-
F433	Building completion and finishing	S	S	S	S	S	S	S
F439	Other specialized construction activities	S	S	S	S	S	S	S
	<b>II - Cagayan Valley</b>	<b>13</b>	<b>927</b>	<b>69</b>	<b>925</b>	<b>68</b>	<b>2</b>	<b>1</b>
F410	Construction of buildings	5	64	24	64	24	-	-
F421	Construction of roads and railways	5	811	36	809	35	2	1
F422	Construction of utility projects	S	S	S	S	S	S	S
F429	Construction of other civil engineering projects	S	S	S	S	S	S	S
F432	Electrical, plumbing and other construction installation activities	S	S	S	S	S	S	S
	<b>III - Central Luzon</b>	<b>212</b>	<b>16,198</b>	<b>1,512</b>	<b>16,157</b>	<b>1,496</b>	<b>41</b>	<b>15</b>
F410	Construction of buildings	118	6,710	740	6,703	738	7	2
F421	Construction of roads and railways	33	6,458	430	6,445	425	13	4
F422	Construction of utility projects	13	344	45	344	45	-	-
F429	Construction of other civil engineering projects	12	261	57	257	57	4	-
F431	Demolition and site preparation	3	326	28	321	28	5	-
F432	Electrical, plumbing and other construction installation activities	15	1,655	113	1,655	113	-	-
F433	Building completion and finishing	3	321	58	321	58	-	-
F439	Other specialized construction activities	15	123	41	112	32	11	9
	<b>IVA - CALABARZON</b>	<b>296</b>	<b>25,576</b>	<b>3,058</b>	<b>25,493</b>	<b>3,012</b>	<b>82</b>	<b>47</b>
F410	Construction of buildings	132	8,389	943	8,373	935	17	8
F421	Construction of roads and railways	21	3,796	338	3,779	324	16	14
F422	Construction of utility projects	18	3,491	351	3,491	351	-	-

**Table 2** Number of Establishments and Employment by Type and Sex for Construction Establishments by Region and Industry Group: Philippines, 2018

(Values are in thousand PhP, except number of establishments and employment. Details may not add-up to total due to rounding and/or statistical disclosure control.)

Continued

2009 PSIC Code	Region/Industry Description	Number of Establish- ments	Employment as of 15 November 2018					
			Total		Paid		Unpaid	
			Male	Female	Male	Female	Male	Femal e
			(1)	(2)	(3)	(4)	(5)	(6)
F429	Construction of other civil engineering projects	11	1,409	299	1,405	295	4	4
F432	Electrical, plumbing and other construction installation activities	74	5,678	904	5,643	899	35	5
F433	Building completion and finishing	10	852	90	852	90	-	-
F439	Other specialized construction activities	30	1,962	135	1,951	119	10	15
	<b>MIMAROPA</b>	<b>27</b>	<b>1,624</b>	<b>110</b>	<b>1,613</b>	<b>104</b>	<b>10</b>	<b>5</b>
F410	Construction of buildings	17	299	42	293	36	5	5
F421	Construction of roads and railways	8	1,111	44	1,106	44	5	-
F422	Construction of utility projects	S	S	S	S	S	S	S
F433	Building completion and finishing	S	S	S	S	S	S	S
	<b>V - Bicol Region</b>	<b>79</b>	<b>3,508</b>	<b>814</b>	<b>3,476</b>	<b>797</b>	<b>33</b>	<b>17</b>
F410	Construction of buildings	26	731	133	730	132	1	1
F421	Construction of roads and railways	20	1,773	288	1,766	286	7	2
F422	Construction of utility projects	5	58	39	56	39	3	-
F429	Construction of other civil engineering projects	12	826	335	813	331	13	4
F432	Electrical, plumbing and other construction installation activities	17	119	18	110	9	9	9
	<b>VI - Western Visayas</b>	<b>101</b>	<b>6,001</b>	<b>889</b>	<b>5,984</b>	<b>868</b>	<b>17</b>	<b>21</b>
F410	Construction of buildings	45	1,929	248	1,928	247	1	1
F421	Construction of roads and railways	24	3,617	544	3,609	538	8	6
F422	Construction of utility projects	S	S	S	S	S	S	S
F429	Construction of other civil engineering projects	18	296	59	296	59	-	-
F432	Electrical, plumbing and other construction installation activities	8	96	17	90	5	6	12
F439	Other specialized construction activities	S	S	S	S	S	S	S
	<b>VII - Central Visayas</b>	<b>231</b>	<b>27,104</b>	<b>1,962</b>	<b>27,074</b>	<b>1,948</b>	<b>30</b>	<b>14</b>
F410	Construction of buildings	132	13,307	891	13,289	886	19	6



**Table 2** Number of Establishments and Employment by Type and Sex for Construction Establishments by Region and Industry Group: Philippines, 2018

(Values are in thousand PhP, except number of establishments and employment. Details may not add-up to total due to rounding and/or statistical disclosure control.)

*Continued*

2009 PSIC Code	Region/Industry Description	Number of Establish- ments	Employment as of 15 November 2018					
			Total		Paid		Unpaid	
			Male	Female	Male	Female	Male	Femal e
		(1)	(2)	(3)	(4)	(5)	(6)	(7)
F421	Construction of roads and railways	18	5,567	459	5,566	458	1	1
F422	Construction of utility projects	10	6,074	354	6,073	353	1	1
F429	Construction of other civil engineering projects	12	293	26	293	26	-	-
F432	Electrical, plumbing and other construction installation activities	38	1,332	140	1,324	135	8	5
F433	Building completion and finishing	12	306	47	305	46	1	1
F439	Other specialized construction activities	9	224	45	224	45	-	-
	<b>VIII - Eastern Visayas</b>	<b>68</b>	<b>4,018</b>	<b>644</b>	<b>4,007</b>	<b>640</b>	<b>11</b>	<b>4</b>
F410	Construction of buildings	31	1,690	175	1,686	174	4	1
F421	Construction of roads and railways	31	2,182	463	2,176	460	6	3
F422	Construction of utility projects	3	25	3	25	3	-	-
F429	Construction of other civil engineering projects	3	121	4	120	4	1	-
	<b>IX - Zamboanga Peninsula</b>	<b>67</b>	<b>2,705</b>	<b>233</b>	<b>2,686</b>	<b>226</b>	<b>18</b>	<b>7</b>
F410	Construction of buildings	43	1,130	142	1,112	135	18	7
F421	Construction of roads and railways	5	902	28	902	28	-	-
F429	Construction of other civil engineering projects	S	S	S	S	S	S	S
F432	Electrical, plumbing and other construction installation activities	10	56	21	56	21	-	-
F439	Other specialized construction activities	S	S	S	S	S	S	S
	<b>X - Northern Mindanao</b>	<b>99</b>	<b>7,724</b>	<b>1,129</b>	<b>7,667</b>	<b>1,101</b>	<b>57</b>	<b>28</b>
F410	Construction of buildings	34	2,105	203	2,103	200	2	3
F421	Construction of roads and railways	23	4,486	747	4,431	723	55	24
F422	Construction of utility projects	6	82	16	82	16	-	-
F429	Construction of other civil engineering projects	10	690	87	690	86	-	1
F432	Electrical, plumbing and other construction installation activities	18	205	49	205	49	-	-
F433	Building completion and finishing	S	S	S	S	S	S	S
F439	Other specialized construction activities	S	S	S	S	S	S	S

**Table 2** Number of Establishments and Employment by Type and Sex for Construction Establishments by Region and Industry Group: Philippines, 2018

(Values are in thousand PhP, except number of establishments and employment. Details may not add-up to total due to rounding and/or statistical disclosure control.)

Concluded								
2009 PSIC Code	Region/Industry Description	Number of Establish- ments	Employment as of 15 November 2018					
			Total		Paid		Unpaid	
			Male	Female	Male	Female	Male	Femal e
		(1)	(2)	(3)	(4)	(5)	(6)	(7)
	<b>XI - Davao Region</b>	<b>140</b>	<b>8,584</b>	<b>891</b>	<b>8,534</b>	<b>862</b>	<b>50</b>	<b>29</b>
F410	Construction of buildings	53	2,958	296	2,954	284	4	12
F421	Construction of roads and railways	26	3,853	341	3,846	334	7	7
F422	Construction of utility projects	6	237	25	222	25	15	-
F429	Construction of other civil engineering projects	12	804	62	797	55	7	7
F432	Electrical, plumbing and other construction installation activities	35	501	120	490	120	12	-
F439	Other specialized construction activities	9	230	47	225	44	5	3
	<b>XII - SOCCSKSARGEN</b>	<b>48</b>	<b>1,788</b>	<b>314</b>	<b>1,776</b>	<b>310</b>	<b>12</b>	<b>4</b>
F410	Construction of buildings	22	839	202	828	200	11	2
F421	Construction of roads and railways	14	705	87	704	84	1	2
F422	Construction of utility projects	S	S	S	S	S	S	S
F429	Construction of other civil engineering projects	3	96	9	96	9	-	-
F432	Electrical, plumbing and other construction installation activities	6	65	7	65	7	-	-
F439	Other specialized construction activities	S	S	S	S	S	S	S
	<b>XIII - Caraga</b>	<b>31</b>	<b>8,502</b>	<b>451</b>	<b>8,493</b>	<b>441</b>	<b>9</b>	<b>9</b>
F410	Construction of buildings	S	S	S	S	S	S	S
F421	Construction of roads and railways	18	7,821	402	7,819	399	2	2
F429	Construction of other civil engineering projects	S	S	S	S	S	S	S
F439	Other specialized construction activities	7	159	7	153	1	6	6
	<b>Autonomous Region in Muslim Mindanao</b>	<b>S</b>	<b>S</b>	<b>S</b>	<b>S</b>	<b>S</b>	<b>S</b>	<b>S</b>
F421	Construction of roads and railways	S	S	S	S	S	S	S

Notes: 1. "-" – zero value

2. S - suppressed

Source: Philippine Statistics Authority, 2018 Census of Philippine Business and Industry

**Table 2.1** Number of Establishments and Workers on Sub-Contract Agreement or Under Manpower Agencies/Contractors by Sex for Construction Establishments by Region and Industry Group: Philippines, 2018

(Values are in thousand PhP, except number of establishments and workers on sub-contract agreement. Details may not add-up to total due to rounding and/or statistical disclosure control.)

2009 PSIC Code	Region/Industry Description	Number of Establishments	Workers on Sub-Contract Agreement or Under Manpower Agencies/Contractors		
			Total	Male	Female
		(1)	(2)	(3)	(4)
	<b>Philippines</b>	<b>2,487</b>	<b>41,128</b>	<b>40,188</b>	<b>940</b>
F410	Construction of buildings	1,115	19,500	19,205	295
F421	Construction of roads and railways	374	8,540	8,165	375
F422	Construction of utility projects	125	1,375	1,359	16
F429	Construction of other civil engineering projects	163	2,045	2,019	26
F431	Demolition and site preparation	13	50	50	-
F432	Electrical, plumbing and other construction installation activities	467	5,786	5,606	180
F433	Building completion and finishing	96	895	847	48
F439	Other specialized construction activities	134	2,938	2,937	1
	<b>National Capital Region</b>	<b>949</b>	<b>25,911</b>	<b>25,359</b>	<b>552</b>
F410	Construction of buildings	380	13,088	13,050	37
F421	Construction of roads and railways	92	3,364	3,085	279
F422	Construction of utility projects	58	757	743	15
F429	Construction of other civil engineering projects	61	1,287	1,275	12
F431	Demolition and site preparation	10	50	50	-
F432	Electrical, plumbing and other construction installation activities	234	5,180	5,014	166
F433	Building completion and finishing	63	742	699	43
F439	Other specialized construction activities	50	1,443	1,443	-
	<b>Cordillera Administrative Region</b>	<b>41</b>	<b>264</b>	<b>255</b>	<b>9</b>
F410	Construction of buildings	17	76	70	6
F421	Construction of roads and railways	20	181	178	3
F429	Construction of other civil engineering projects	S	S	S	S
F432	Electrical, plumbing and other construction installation activities	S	S	S	S
F439	Other specialized construction activities	S	S	S	S
	<b>I - Ilocos Region</b>	<b>83</b>	<b>99</b>	<b>99</b>	<b>-</b>
F410	Construction of buildings	55	79	79	-
F421	Construction of roads and railways	14	8	8	-
F422	Construction of utility projects	S	S	S	S
F432	Electrical, plumbing and other construction installation activities	10	-	-	-

Continued

**Table 2.1** Number of Establishments and Workers on Sub-Contract Agreement or Under Manpower Agencies/Contractors by Sex for Construction Establishments by Region and Industry Group: Philippines, 2018

(Values are in thousand PhP, except number of establishments and workers on sub-contract agreement. Details may not add-up to total due to rounding and/or statistical disclosure control.)

Continued

2009 PSIC Code	Region/Industry Description	Number of Establishments	Workers on Sub-Contract Agreement or Under Manpower Agencies/Contractors		
			Total	Male	Female
			(1)	(2)	(3)
F433	Building completion and finishing	S	S	S	S
F439	Other specialized construction activities	S	S	S	S
<b>II - Cagayan Valley</b>		<b>13</b>	<b>20</b>	<b>20</b>	<b>-</b>
F410	Construction of buildings	5	-	-	-
F421	Construction of roads and railways	5	-	-	-
F422	Construction of utility projects	S	S	S	S
F429	Construction of other civil engineering projects	S	S	S	S
F432	Electrical, plumbing and other construction installation activities	S	S	S	S
<b>III - Central Luzon</b>		<b>212</b>	<b>4,346</b>	<b>4,307</b>	<b>39</b>
F410	Construction of buildings	118	2,255	2,233	22
F421	Construction of roads and railways	33	1,396	1,386	10
F422	Construction of utility projects	13	161	161	-
F429	Construction of other civil engineering projects	12	86	79	7
F431	Demolition and site preparation	3	-	-	-
F432	Electrical, plumbing and other construction installation activities	15	39	39	-
F433	Building completion and finishing	3	-	-	-
F439	Other specialized construction activities	15	409	409	-
<b>IVA - CALABARZON</b>		<b>296</b>	<b>2,876</b>	<b>2,863</b>	<b>14</b>
F410	Construction of buildings	132	1,790	1,789	1
F421	Construction of roads and railways	21	147	147	-
F422	Construction of utility projects	18	259	258	1
F429	Construction of other civil engineering projects	11	5	5	-
F432	Electrical, plumbing and other construction installation activities	74	378	367	11
F433	Building completion and finishing	10	-	-	-
F439	Other specialized construction activities	30	298	298	-
<b>MIMAROPA</b>		<b>27</b>	<b>498</b>	<b>498</b>	<b>-</b>
F410	Construction of buildings	17	105	105	-
F421	Construction of roads and railways	8	360	360	-
F422	Construction of utility projects	S	S	S	S
F433	Building completion and finishing	S	S	S	S

**Table 2.1** Number of Establishments and Workers on Sub-Contract Agreement or Under Manpower Agencies/Contractors by Sex for Construction Establishments by Region and Industry Group: Philippines, 2018

(Values are in thousand PhP, except number of establishments and workers on sub-contract agreement. Details may not add-up to total due to rounding and/or statistical disclosure control.)

*Continued*

2009 PSIC Code	Region/Industry Description	Number of Establishments	Workers on Sub-Contract Agreement or Under Manpower Agencies/Contractors		
			Total	Male	Female
		(1)	(2)	(3)	(4)
	<b>V - Bicol Region</b>	<b>79</b>	<b>186</b>	<b>186</b>	<b>-</b>
F410	Construction of buildings	26	40	40	-
F421	Construction of roads and railways	20	94	94	-
F422	Construction of utility projects	5	-	-	-
F429	Construction of other civil engineering projects	12	52	52	-
F432	Electrical, plumbing and other construction installation activities	17	-	-	-
	<b>VI - Western Visayas</b>	<b>101</b>	<b>914</b>	<b>906</b>	<b>8</b>
F410	Construction of buildings	45	324	323	1
F421	Construction of roads and railways	24	290	283	7
F422	Construction of utility projects	S	S	S	S
F429	Construction of other civil engineering projects	18	228	228	-
F432	Electrical, plumbing and other construction installation activities	8	-	-	-
F439	Other specialized construction activities	S	S	S	S
	<b>VII - Central Visayas</b>	<b>231</b>	<b>2,718</b>	<b>2,660</b>	<b>57</b>
F410	Construction of buildings	132	713	711	2
F421	Construction of roads and railways	18	1,387	1,346	41
F422	Construction of utility projects	10	15	15	-
F429	Construction of other civil engineering projects	12	184	177	7
F432	Electrical, plumbing and other construction installation activities	38	112	110	2
F433	Building completion and finishing	12	115	110	6
F439	Other specialized construction activities	9	191	191	-
	<b>VIII - Eastern Visayas</b>	<b>68</b>	<b>320</b>	<b>295</b>	<b>25</b>
F410	Construction of buildings	31	15	15	-
F421	Construction of roads and railways	31	225	200	25
F422	Construction of utility projects	3	-	-	-
F429	Construction of other civil engineering projects	3	80	80	-
	<b>IX - Zamboanga Peninsula</b>	<b>67</b>	<b>2</b>	<b>2</b>	<b>-</b>
F410	Construction of buildings	43	-	-	-
F421	Construction of roads and railways	5	2	2	-

**Table 2.1** Number of Establishments and Workers on Sub-Contract Agreement or Under Manpower Agencies/Contractors by Sex for Construction Establishments by Region and Industry Group: Philippines, 2018

(Values are in thousand PhP, except number of establishments and workers on sub-contract agreement. Details may not add-up to total due to rounding and/or statistical disclosure control.)

Continued

2009 PSIC Code	Region/Industry Description	Number of Establishments	Workers on Sub-Contract Agreement or Under Manpower Agencies/Contractors		
			Total	Male	Female
		(1)	(2)	(3)	(4)
F429	Construction of other civil engineering projects	S	S	S	S
F432	Electrical, plumbing and other construction installation activities	10	-	-	-
F439	Other specialized construction activities	S	S	S	S
	<b>X - Northern Mindanao</b>	<b>99</b>	<b>388</b>	<b>380</b>	<b>8</b>
F410	Construction of buildings	34	12	12	-
F421	Construction of roads and railways	23	215	207	8
F422	Construction of utility projects	6	136	136	-
F429	Construction of other civil engineering projects	10	-	-	-
F432	Electrical, plumbing and other construction installation activities	18	20	20	-
F433	Building completion and finishing	S	S	S	S
F439	Other specialized construction activities	S	S	S	S
	<b>XI - Davao Region</b>	<b>140</b>	<b>1,320</b>	<b>1,314</b>	<b>6</b>
F410	Construction of buildings	53	289	284	5
F421	Construction of roads and railways	26	478	478	-
F422	Construction of utility projects	6	15	15	-
F429	Construction of other civil engineering projects	12	52	52	-
F432	Electrical, plumbing and other construction installation activities	35	-	-	-
F439	Other specialized construction activities	9	486	485	1
	<b>XII - SOCCSKSARGEN</b>	<b>48</b>	<b>1,053</b>	<b>831</b>	<b>222</b>
F410	Construction of buildings	22	501	281	220
F421	Construction of roads and railways	14	394	392	2
F422	Construction of utility projects	S	S	S	S
F429	Construction of other civil engineering projects	3	50	50	-
F432	Electrical, plumbing and other construction installation activities	6	57	57	-
F439	Other specialized construction activities	S	S	S	S
	<b>XIII - Caraga</b>	<b>31</b>	<b>213</b>	<b>213</b>	<b>-</b>
F410	Construction of buildings	S	S	S	S
F421	Construction of roads and railways	18	-	-	-

**Table 2.1** Number of Establishments and Workers on Sub-Contract Agreement or Under Manpower Agencies/Contractors by Sex for Construction Establishments by Region and Industry Group: Philippines, 2018

(Values are in thousand PhP, except number of establishments and workers on sub-contract agreement. Details may not add-up to total due to rounding and/or statistical disclosure control.)

*Concluded*

2009 PSIC Code	Region/Industry Description	Number of Establishments	Workers on Sub-Contract Agreement or Under Manpower Agencies/Contractors		
			Total	Male	Female
		(1)	(2)	(3)	(4)
F429	Construction of other civil engineering projects	S	S	S	S
F439	Other specialized construction activities	7	-	-	-
	<b>Autonomous Region in Muslim Mindanao</b>	<b>S</b>	<b>S</b>	<b>S</b>	<b>S</b>
F421	Construction of roads and railways	S	S	S	S

Notes: 1. “-” – zero value

2. S - suppressed

Source: Philippine Statistics Authority, 2018 Census of Philippine Business and Industry

**Table 2.2** Number of Establishments, Construction Workers and Hours Worked by Sex for Construction Establishments by Region and Industry Group: Philippines, 2018

(Values are in thousand PhP, except number of establishments and employment. Details may not add-up to total due to rounding and/or statistical disclosure control.)

2009 PSIC Code	Region/Industry Description	Number of Establishments	Number of Construction Workers		
			Total	Male	Female
		(1)	(2)	(3)	(4)
	<b>Philippines</b>	<b>2,487</b>	<b>303,093</b>	<b>296,423</b>	<b>6,669</b>
F410	Construction of buildings	1,115	134,010	131,153	2,858
F421	Construction of roads and railways	374	94,179	92,529	1,650
F422	Construction of utility projects	125	16,786	16,426	360
F429	Construction of other civil engineering projects	163	10,783	10,498	285
F431	Demolition and site preparation	13	1,068	1,048	20
F432	Electrical, plumbing and other construction installation activities	467	30,563	29,634	929
F433	Building completion and finishing	96	7,835	7,414	421
F439	Other specialized construction activities	134	7,869	7,721	147
	<b>National Capital Region</b>	<b>949</b>	<b>190,361</b>	<b>186,465</b>	<b>3,896</b>
F410	Construction of buildings	380	90,654	88,593	2,062
F421	Construction of roads and railways	92	51,573	51,166	407
F422	Construction of utility projects	58	6,816	6,784	32
F429	Construction of other civil engineering projects	61	6,592	6,384	207
F431	Demolition and site preparation	10	756	753	3
F432	Electrical, plumbing and other construction installation activities	234	23,693	22,941	752
F433	Building completion and finishing	63	6,317	5,967	350
F439	Other specialized construction activities	50	3,961	3,877	84
	<b>Cordillera Administrative Region</b>	<b>41</b>	<b>2,548</b>	<b>2,502</b>	<b>46</b>
F410	Construction of buildings	17	646	640	6
F421	Construction of roads and railways	20	1,772	1,740	32
F429	Construction of other civil engineering projects	S	S	S	S
F432	Electrical, plumbing and other construction installation activities	S	S	S	S
F439	Other specialized construction activities	S	S	S	S
	<b>I - Ilocos Region</b>	<b>83</b>	<b>2,831</b>	<b>2,820</b>	<b>11</b>
F410	Construction of buildings	55	1,626	1,616	10
F421	Construction of roads and railways	14	790	789	1
F422	Construction of utility projects	S	S	S	S
F432	Electrical, plumbing and other construction installation activities	10	59	59	-

Continued



**Table 2.2** Number of Establishments, Construction Workers and Hours Worked by Sex for Construction Establishments by Region and Industry Group: Philippines, 2018*(Values are in thousand PhP, except number of establishments and employment. Details may not add-up to total due to rounding and/or statistical disclosure control.)*

Continued

2009 PSIC Code	Region/Industry Description	Number of Establishments	Number of Construction Workers		
			Total	Male	Female
		(1)	(2)	(3)	(4)
F433	Building completion and finishing	S	S	S	S
F439	Other specialized construction activities	S	S	S	S
	<b>II - Cagayan Valley</b>	<b>13</b>	<b>787</b>	<b>784</b>	<b>3</b>
F410	Construction of buildings	5	20	20	-
F421	Construction of roads and railways	5	696	693	3
F422	Construction of utility projects	S	S	S	S
F429	Construction of other civil engineering projects	S	S	S	S
F432	Electrical, plumbing and other construction installation activities	S	S	S	S
	<b>III - Central Luzon</b>	<b>212</b>	<b>17,056</b>	<b>16,908</b>	<b>148</b>
F410	Construction of buildings	118	7,562	7,485	77
F421	Construction of roads and railways	33	6,908	6,876	32
F422	Construction of utility projects	13	532	527	5
F429	Construction of other civil engineering projects	12	288	274	14
F431	Demolition and site preparation	3	312	295	17
F432	Electrical, plumbing and other construction installation activities	15	762	761	1
F433	Building completion and finishing	3	203	203	-
F439	Other specialized construction activities	15	490	488	2
	<b>IVA - CALABARZON</b>	<b>296</b>	<b>22,589</b>	<b>22,007</b>	<b>582</b>
F410	Construction of buildings	132	8,802	8,565	237
F421	Construction of roads and railways	21	2,762	2,643	119
F422	Construction of utility projects	18	2,914	2,882	31
F429	Construction of other civil engineering projects	11	934	930	4
F432	Electrical, plumbing and other construction installation activities	74	4,244	4,120	125
F433	Building completion and finishing	10	856	798	58
F439	Other specialized construction activities	30	2,077	2,069	8
	<b>MIMAROPA</b>	<b>27</b>	<b>1,493</b>	<b>1,471</b>	<b>22</b>
F410	Construction of buildings	17	303	302	1
F421	Construction of roads and railways	8	1,002	981	21
F422	Construction of utility projects	S	S	S	S
F433	Building completion and finishing	S	S	S	S

**Table 2.2** Number of Establishments, Construction Workers and Hours Worked by Sex for Construction Establishments by Region and Industry Group: Philippines, 2018

(Values are in thousand PhP, except number of establishments and employment. Details may not add-up to total due to rounding and/or statistical disclosure control.)

Continued

2009 PSIC Code	Region/Industry Description	Number of Establishments	Number of Construction Workers		
			Total	Male	Female
		(1)	(2)	(3)	(4)
	<b>V - Bicol Region</b>	<b>79</b>	<b>3,075</b>	<b>2,830</b>	<b>245</b>
F410	Construction of buildings	26	668	624	44
F421	Construction of roads and railways	20	1,774	1,618	156
F422	Construction of utility projects	5	116	103	14
F429	Construction of other civil engineering projects	12	439	410	29
F432	Electrical, plumbing and other construction installation activities	17	78	76	2
	<b>VI - Western Visayas</b>	<b>101</b>	<b>5,613</b>	<b>5,555</b>	<b>58</b>
F410	Construction of buildings	45	1,977	1,952	25
F421	Construction of roads and railways	24	3,036	3,005	31
F422	Construction of utility projects	S	S	S	S
F429	Construction of other civil engineering projects	18	430	430	-
F432	Electrical, plumbing and other construction installation activities	8	82	80	2
F439	Other specialized construction activities	S	S	S	S
	<b>VII - Central Visayas</b>	<b>231</b>	<b>27,401</b>	<b>26,729</b>	<b>672</b>
F410	Construction of buildings	132	12,925	12,773	152
F421	Construction of roads and railways	18	6,593	6,440	153
F422	Construction of utility projects	10	5,552	5,274	278
F429	Construction of other civil engineering projects	12	344	337	7
F432	Electrical, plumbing and other construction installation activities	38	1,244	1,206	38
F433	Building completion and finishing	12	337	326	10
F439	Other specialized construction activities	9	407	372	35
	<b>VIII - Eastern Visayas</b>	<b>68</b>	<b>3,523</b>	<b>3,281</b>	<b>243</b>
F410	Construction of buildings	31	1,521	1,515	6
F421	Construction of roads and railways	31	1,923	1,686	237
F422	Construction of utility projects	3	-	-	-
F429	Construction of other civil engineering projects	3	80	80	-
	<b>IX - Zamboanga Peninsula</b>	<b>67</b>	<b>2,293</b>	<b>2,286</b>	<b>7</b>
F410	Construction of buildings	43	945	937	7
F421	Construction of roads and railways	5	759	759	-

**Table 2.2** Number of Establishments, Construction Workers and Hours Worked by Sex for Construction Establishments by Region and Industry Group: Philippines, 2018*(Values are in thousand PhP, except number of establishments and employment. Details may not add-up to total due to rounding and/or statistical disclosure control.)*

*Continued*

2009 PSIC Code	Region/Industry Description	Number of Establishments	Number of Construction Workers		
			Total	Male	Female
		(1)	(2)	(3)	(4)
F429	Construction of other civil engineering projects	S	S	S	S
F432	Electrical, plumbing and other construction installation activities	10	28	28	-
F439	Other specialized construction activities	S	S	S	S
	<b>X - Northern Mindanao</b>	<b>99</b>	<b>5,556</b>	<b>5,251</b>	<b>305</b>
F410	Construction of buildings	34	1,843	1,823	20
F421	Construction of roads and railways	23	3,416	3,135	282
F422	Construction of utility projects	6	55	55	-
F429	Construction of other civil engineering projects	10	99	99	-
F432	Electrical, plumbing and other construction installation activities	18	20	20	-
F433	Building completion and finishing	S	S	S	S
F439	Other specialized construction activities	S	S	S	S
	<b>XI - Davao Region</b>	<b>140</b>	<b>8,046</b>	<b>7,820</b>	<b>226</b>
F410	Construction of buildings	53	2,995	2,879	116
F421	Construction of roads and railways	26	3,245	3,178	68
F422	Construction of utility projects	6	161	161	-
F429	Construction of other civil engineering projects	12	753	738	15
F432	Electrical, plumbing and other construction installation activities	35	267	258	9
F439	Other specialized construction activities	9	625	607	18
	<b>XII - SOCCSKSARGEN</b>	<b>48</b>	<b>2,392</b>	<b>2,285</b>	<b>107</b>
F410	Construction of buildings	22	908	816	92
F421	Construction of roads and railways	14	1,213	1,198	15
F422	Construction of utility projects	S	S	S	S
F429	Construction of other civil engineering projects	3	114	114	-
F432	Electrical, plumbing and other construction installation activities	6	34	34	-
F439	Other specialized construction activities	S	S	S	S
	<b>XIII - Caraga</b>	<b>31</b>	<b>7,515</b>	<b>7,424</b>	<b>91</b>
F410	Construction of buildings	S	S	S	S
F421	Construction of roads and railways	18	6,704	6,616	88

**Table 2.2** Number of Establishments, Construction Workers and Hours Worked by Sex for Construction Establishments by Region and Industry Group: Philippines, 2018

(Values are in thousand PhP, except number of establishments and employment. Details may not add-up to total due to rounding and/or statistical disclosure control.)

*Continued*

2009 PSIC Code	Region/Industry Description	Number of Establishments	Number of Construction Workers		
			Total	Male	Female
		(1)	(2)	(3)	(4)
F429	Construction of other civil engineering projects	S	S	S	S
F439	Other specialized construction activities	7	145	145	-
	<b>Autonomous Region in Muslim Mindanao</b>	<b>S</b>	<b>S</b>	<b>S</b>	<b>S</b>
F421	Construction of roads and railways	S	S	S	S

**Table 2.2** Number of Establishments, Construction Workers and Hours Worked by Sex for Construction Establishments by Region and Industry Group: Philippines, 2018*(Values are in thousand PhP, except number of establishments and employment. Details may not add-up to total due to rounding and/or statistical disclosure control.)*

2009 PSIC Code	Region/Industry Description	Number of Construction Workers		
		Directly-hired		
		Total	Male	Female
		(5)	(6)	(7)
	<b>Philippines</b>	<b>253,585</b>	<b>247,324</b>	<b>6,261</b>
F410	Construction of buildings	109,647	106,937	2,710
F421	Construction of roads and railways	79,434	77,929	1,504
F422	Construction of utility projects	15,521	15,169	352
F429	Construction of other civil engineering projects	8,563	8,304	259
F431	Demolition and site preparation	1,018	998	20
F432	Electrical, plumbing and other construction installation activities	26,883	25,988	896
F433	Building completion and finishing	6,409	6,034	375
F439	Other specialized construction activities	6,110	5,964	146
	<b>National Capital Region</b>	<b>158,849</b>	<b>155,098</b>	<b>3,752</b>
F410	Construction of buildings	73,601	71,600	2,000
F421	Construction of roads and railways	43,817	43,416	401
F422	Construction of utility projects	6,329	6,300	30
F429	Construction of other civil engineering projects	5,113	4,917	195
F431	Demolition and site preparation	706	703	3
F432	Electrical, plumbing and other construction installation activities	20,574	19,843	732
F433	Building completion and finishing	4,986	4,680	306
F439	Other specialized construction activities	3,723	3,639	84
	<b>Cordillera Administrative Region</b>	<b>2,188</b>	<b>2,151</b>	<b>37</b>
F410	Construction of buildings	470	470	-
F421	Construction of roads and railways	1,595	1,566	29
F429	Construction of other civil engineering projects	S	S	S
F432	Electrical, plumbing and other construction installation activities	S	S	S
F439	Other specialized construction activities	S	S	S
	<b>I - Ilocos Region</b>	<b>2,745</b>	<b>2,734</b>	<b>11</b>
F410	Construction of buildings	1,548	1,538	10
F421	Construction of roads and railways	782	781	1
F422	Construction of utility projects	S	S	S
F432	Electrical, plumbing and other construction installation activities	59	59	-

**Table 2.2** Number of Establishments, Construction Workers and Hours Worked by Sex for Construction Establishments by Region and Industry Group: Philippines, 2018

(Values are in thousand PhP, except number of establishments and employment. Details may not add-up to total due to rounding and/or statistical disclosure control.)

2009 PSIC Code	Region/Industry Description	Number of Construction Workers		
		Directly-hired		
		Total	Male	Female
		(5)	(6)	(7)
F433	Building completion and finishing	S	S	S
F439	Other specialized construction activities	S	S	S
<b>II - Cagayan Valley</b>		<b>767</b>	<b>764</b>	<b>3</b>
F410	Construction of buildings	20	20	-
F421	Construction of roads and railways	696	693	3
F422	Construction of utility projects	S	S	S
F429	Construction of other civil engineering projects	S	S	S
F432	Electrical, plumbing and other construction installation activities	S	S	S
<b>III - Central Luzon</b>		<b>11,000</b>	<b>10,899</b>	<b>102</b>
F410	Construction of buildings	4,611	4,562	49
F421	Construction of roads and railways	4,665	4,639	26
F422	Construction of utility projects	216	216	-
F429	Construction of other civil engineering projects	202	195	8
F431	Demolition and site preparation	312	295	17
F432	Electrical, plumbing and other construction installation activities	723	722	1
F433	Building completion and finishing	203	203	-
F439	Other specialized construction activities	69	67	2
<b>IVA - CALABARZON</b>		<b>19,546</b>	<b>18,978</b>	<b>569</b>
F410	Construction of buildings	7,098	6,862	236
F421	Construction of roads and railways	2,485	2,366	119
F422	Construction of utility projects	2,581	2,551	30
F429	Construction of other civil engineering projects	934	930	4
F432	Electrical, plumbing and other construction installation activities	3,876	3,763	114
F433	Building completion and finishing	856	798	58
F439	Other specialized construction activities	1,716	1,708	8
<b>MIMAROPA</b>		<b>977</b>	<b>955</b>	<b>22</b>
F410	Construction of buildings	129	128	1
F421	Construction of roads and railways	660	639	21
F422	Construction of utility projects	S	S	S
F433	Building completion and finishing	S	S	S

**Table 2.2** Number of Establishments, Construction Workers and Hours Worked by Sex for Construction Establishments by Region and Industry Group: Philippines, 2018

(Values are in thousand PhP, except number of establishments and employment. Details may not add-up to total due to rounding and/or statistical disclosure control.)

2009 PSIC Code	Region/Industry Description	Number of Construction Workers		
		Directly-hired		
		Total	Male	Female
		(5)	(6)	(7)
	<b>V - Bicol Region</b>	<b>2,805</b>	<b>2,560</b>	<b>245</b>
F410	Construction of buildings	628	584	44
F421	Construction of roads and railways	1,674	1,517	156
F422	Construction of utility projects	36	23	14
F429	Construction of other civil engineering projects	389	360	29
F432	Electrical, plumbing and other construction installation activities	78	76	2
	<b>VI - Western Visayas</b>	<b>4,897</b>	<b>4,845</b>	<b>52</b>
F410	Construction of buildings	1,745	1,721	24
F421	Construction of roads and railways	2,802	2,776	26
F422	Construction of utility projects	S	S	S
F429	Construction of other civil engineering projects	203	203	-
F432	Electrical, plumbing and other construction installation activities	82	80	2
F439	Other specialized construction activities	S	S	S
	<b>VII - Central Visayas</b>	<b>24,771</b>	<b>24,132</b>	<b>639</b>
F410	Construction of buildings	12,229	12,079	150
F421	Construction of roads and railways	5,256	5,124	133
F422	Construction of utility projects	5,537	5,259	278
F429	Construction of other civil engineering projects	160	160	-
F432	Electrical, plumbing and other construction installation activities	1,132	1,096	36
F433	Building completion and finishing	241	233	8
F439	Other specialized construction activities	216	181	35
	<b>VIII - Eastern Visayas</b>	<b>2,927</b>	<b>2,784</b>	<b>143</b>
F410	Construction of buildings	1,375	1,369	6
F421	Construction of roads and railways	1,523	1,386	137
F422	Construction of utility projects	-	-	-
F429	Construction of other civil engineering projects	30	30	-
	<b>IX - Zamboanga Peninsula</b>	<b>2,157</b>	<b>2,150</b>	<b>7</b>
F410	Construction of buildings	811	803	7
F421	Construction of roads and railways	757	757	-

**Table 2.2** Number of Establishments, Construction Workers and Hours Worked by Sex for Construction Establishments by Region and Industry Group: Philippines, 2018*(Values are in thousand PhP, except number of establishments and employment. Details may not add-up to total due to rounding and/or statistical disclosure control.)*

*Continued*

2009 PSIC Code	Region/Industry Description	Number of Construction Workers		
		Directly-hired		
		Total	Male	Female
		(5)	(6)	(7)
F429	Construction of other civil engineering projects	S	S	S
F432	Electrical, plumbing and other construction installation activities	28	28	-
F439	Other specialized construction activities	S	S	S
	<b>X - Northern Mindanao</b>	<b>5,205</b>	<b>4,904</b>	<b>301</b>
F410	Construction of buildings	1,726	1,706	20
F421	Construction of roads and railways	3,202	2,925	278
F422	Construction of utility projects	55	55	-
F429	Construction of other civil engineering projects	99	99	-
F432	Electrical, plumbing and other construction installation activities	-	-	-
F433	Building completion and finishing	S	S	S
F439	Other specialized construction activities	S	S	S
	<b>XI - Davao Region</b>	<b>6,642</b>	<b>6,442</b>	<b>200</b>
F410	Construction of buildings	2,642	2,551	91
F421	Construction of roads and railways	2,767	2,700	68
F422	Construction of utility projects	146	146	-
F429	Construction of other civil engineering projects	680	665	15
F432	Electrical, plumbing and other construction installation activities	267	258	9
F439	Other specialized construction activities	138	121	17
	<b>XII - SOCCSKSARGEN</b>	<b>1,356</b>	<b>1,274</b>	<b>82</b>
F410	Construction of buildings	612	543	69
F421	Construction of roads and railways	598	585	13
F422	Construction of utility projects	S	S	S
F429	Construction of other civil engineering projects	64	64	-
F432	Electrical, plumbing and other construction installation activities	12	12	-
F439	Other specialized construction activities	S	S	S
	<b>XIII - Caraga</b>	<b>6,739</b>	<b>6,648</b>	<b>91</b>
F410	Construction of buildings	S	S	S
F421	Construction of roads and railways	6,141	6,053	88



**Table 2.2** Number of Establishments, Construction Workers and Hours Worked by Sex for Construction Establishments by Region and Industry Group: Philippines, 2018

(Values are in thousand PhP, except number of establishments and employment. Details may not add-up to total due to rounding and/or statistical disclosure control.)

*Continued*

2009 PSIC Code	Region/Industry Description	Number of Construction Workers		
		Directly-hired		
		Total	Male	Female
		(5)	(6)	(7)
F429	Construction of other civil engineering projects	S	S	S
F439	Other specialized construction activities	145	145	-
	<b>Autonomous Region in Muslim Mindanao</b>	<b>S</b>	<b>S</b>	<b>S</b>
F421	Construction of roads and railways	S	S	S

**Table 2.2** Number of Establishments, Construction Workers and Hours Worked by Sex for Construction Establishments by Region and Industry Group: Philippines, 2018

(Values are in thousand PhP, except number of establishments and employment. Details may not add-up to total due to rounding and/or statistical disclosure control.)

2009 PSIC Code	Region/Industry Description	Number of Construction Workers		
		Workers on Sub-Contract Agreement or Under Manpower Agencies/Contractors		
		Total	Male	Female
		(8)	(9)	(10)
	<b>Philippines</b>	<b>49,508</b>	<b>49,100</b>	<b>408</b>
F410	Construction of buildings	24,363	24,216	148
F421	Construction of roads and railways	14,745	14,600	146
F422	Construction of utility projects	1,265	1,257	9
F429	Construction of other civil engineering projects	2,220	2,194	26
F431	Demolition and site preparation	50	50	-
F432	Electrical, plumbing and other construction installation activities	3,679	3,646	33
F433	Building completion and finishing	1,426	1,380	46
F439	Other specialized construction activities	1,758	1,757	1
	<b>National Capital Region</b>	<b>31,512</b>	<b>31,367</b>	<b>145</b>
F410	Construction of buildings	17,054	16,992	61
F421	Construction of roads and railways	7,756	7,750	6
F422	Construction of utility projects	487	484	2
F429	Construction of other civil engineering projects	1,479	1,467	12
F431	Demolition and site preparation	50	50	-
F432	Electrical, plumbing and other construction installation activities	3,118	3,098	20
F433	Building completion and finishing	1,331	1,287	43
F439	Other specialized construction activities	238	238	-
	<b>Cordillera Administrative Region</b>	<b>360</b>	<b>351</b>	<b>9</b>
F410	Construction of buildings	176	170	6
F421	Construction of roads and railways	177	174	3
F429	Construction of other civil engineering projects	S	S	S
F432	Electrical, plumbing and other construction installation activities	S	S	S
F439	Other specialized construction activities	S	S	S
	<b>I - Ilocos Region</b>	<b>86</b>	<b>86</b>	<b>-</b>
F410	Construction of buildings	78	78	-
F421	Construction of roads and railways	8	8	-
F422	Construction of utility projects	S	S	S
F432	Electrical, plumbing and other construction installation activities	-	-	-

**Table 2.2** Number of Establishments, Construction Workers and Hours Worked by Sex for Construction Establishments by Region and Industry Group: Philippines, 2018

(Values are in thousand PhP, except number of establishments and employment. Details may not add-up to total due to rounding and/or statistical disclosure control.)

2009 PSIC Code	Region/Industry Description	Number of Construction Workers		
		Workers on Sub-Contract Agreement or Under Manpower Agencies/Contractors		
		Total	Male	Female
		(8)	(9)	(10)
F433	Building completion and finishing	S	S	S
F439	Other specialized construction activities	S	S	S
	<b>II - Cagayan Valley</b>	<b>20</b>	<b>20</b>	<b>-</b>
F410	Construction of buildings	-	-	-
F421	Construction of roads and railways	-	-	-
F422	Construction of utility projects	S	S	S
F429	Construction of other civil engineering projects	S	S	S
F432	Electrical, plumbing and other construction installation activities	S	S	S
	<b>III - Central Luzon</b>	<b>6,056</b>	<b>6,010</b>	<b>46</b>
F410	Construction of buildings	2,951	2,922	28
F421	Construction of roads and railways	2,243	2,237	6
F422	Construction of utility projects	316	311	5
F429	Construction of other civil engineering projects	86	79	7
F431	Demolition and site preparation	-	-	-
F432	Electrical, plumbing and other construction installation activities	39	39	-
F433	Building completion and finishing	-	-	-
F439	Other specialized construction activities	421	421	-
	<b>IVA - CALABARZON</b>	<b>3,043</b>	<b>3,029</b>	<b>14</b>
F410	Construction of buildings	1,704	1,703	1
F421	Construction of roads and railways	277	277	-
F422	Construction of utility projects	333	332	1
F429	Construction of other civil engineering projects	-	-	-
F432	Electrical, plumbing and other construction installation activities	368	357	11
F433	Building completion and finishing	-	-	-
F439	Other specialized construction activities	360	360	-
	<b>MIMAROPA</b>	<b>516</b>	<b>516</b>	<b>-</b>
F410	Construction of buildings	174	174	-
F421	Construction of roads and railways	342	342	-
F422	Construction of utility projects	S	S	S
F433	Building completion and finishing	S	S	S

**Table 2.2** Number of Establishments, Construction Workers and Hours Worked by Sex for Construction Establishments by Region and Industry Group: Philippines, 2018

(Values are in thousand PhP, except number of establishments and employment. Details may not add-up to total due to rounding and/or statistical disclosure control.)

Continued

2009 PSIC Code		Region/Industry Description	Number of Construction Workers		
			Workers on Sub-Contract Agreement or Under Manpower Agencies/Contractors		
			Total	Male	Female
			(8)	(9)	(10)
		<b>V - Bicol Region</b>	<b>270</b>	<b>270</b>	
F410	Construction of buildings	40	40	-	
F421	Construction of roads and railways	100	100	-	
F422	Construction of utility projects	80	80	-	
F429	Construction of other civil engineering projects	50	50	-	
F432	Electrical, plumbing and other construction installation activities	-	-	-	
		<b>VI - Western Visayas</b>	<b>716</b>	<b>710</b>	<b>6</b>
F410	Construction of buildings	232	231	1	
F421	Construction of roads and railways	234	229	5	
F422	Construction of utility projects	S	S	S	
F429	Construction of other civil engineering projects	228	228	-	
F432	Electrical, plumbing and other construction installation activities	-	-	-	
F439	Other specialized construction activities	S	S	S	
		<b>VII - Central Visayas</b>	<b>2,630</b>	<b>2,597</b>	<b>33</b>
F410	Construction of buildings	696	694	2	
F421	Construction of roads and railways	1,337	1,317	20	
F422	Construction of utility projects	15	15	-	
F429	Construction of other civil engineering projects	184	177	7	
F432	Electrical, plumbing and other construction installation activities	112	110	2	
F433	Building completion and finishing	96	93	3	
F439	Other specialized construction activities	191	191	-	
		<b>VIII - Eastern Visayas</b>	<b>596</b>	<b>496</b>	<b>100</b>
F410	Construction of buildings	146	146	-	
F421	Construction of roads and railways	400	300	100	
F422	Construction of utility projects	-	-	-	
F429	Construction of other civil engineering projects	50	50	-	
		<b>IX - Zamboanga Peninsula</b>	<b>136</b>	<b>136</b>	<b>-</b>
F410	Construction of buildings	134	134	-	
F421	Construction of roads and railways	2	2	-	

**Table 2.2** Number of Establishments, Construction Workers and Hours Worked by Sex for Construction Establishments by Region and Industry Group: Philippines, 2018

(Values are in thousand PhP, except number of establishments and employment. Details may not add-up to total due to rounding and/or statistical disclosure control.)

2009 PSIC Code	Region/Industry Description	Number of Construction Workers		
		Workers on Sub-Contract Agreement or Under Manpower Agencies/Contractors		
		Total	Male	Female
		(8)	(9)	(10)
F429	Construction of other civil engineering projects	S	S	S
F432	Electrical, plumbing and other construction installation activities	-	-	-
F439	Other specialized construction activities	S	S	S
	<b>X - Northern Mindanao</b>	<b>351</b>	<b>347</b>	<b>4</b>
F410	Construction of buildings	117	117	-
F421	Construction of roads and railways	214	210	4
F422	Construction of utility projects	-	-	-
F429	Construction of other civil engineering projects	-	-	-
F432	Electrical, plumbing and other construction installation activities	20	20	-
F433	Building completion and finishing	S	S	S
F439	Other specialized construction activities	S	S	S
	<b>XI - Davao Region</b>	<b>1,405</b>	<b>1,379</b>	<b>26</b>
F410	Construction of buildings	353	328	25
F421	Construction of roads and railways	478	478	-
F422	Construction of utility projects	15	15	-
F429	Construction of other civil engineering projects	73	73	-
F432	Electrical, plumbing and other construction installation activities	-	-	-
F439	Other specialized construction activities	486	485	1
	<b>XII - SOCCSKSARGEN</b>	<b>1,036</b>	<b>1,011</b>	<b>25</b>
F410	Construction of buildings	297	274	23
F421	Construction of roads and railways	615	613	2
F422	Construction of utility projects	S	S	S
F429	Construction of other civil engineering projects	50	50	-
F432	Electrical, plumbing and other construction installation activities	22	22	-
F439	Other specialized construction activities	S	S	S
	<b>XIII - Caraga</b>	<b>776</b>	<b>776</b>	<b>-</b>
F410	Construction of buildings	S	S	S
F421	Construction of roads and railways	563	563	-

**Table 2.2** Number of Establishments, Construction Workers and Hours Worked by Sex for Construction Establishments by Region and Industry Group: Philippines, 2018

(Values are in thousand PhP, except number of establishments and employment. Details may not add-up to total due to rounding and/or statistical disclosure control.)

*Continued*

2009 PSIC Code	Region/Industry Description	Number of Construction Workers		
		Workers on Sub-Contract Agreement or Under Manpower Agencies/Contractors		
		Total	Male	Female
		(8)	(9)	(10)
F429	Construction of other civil engineering projects	S	S	S
F439	Other specialized construction activities	-	-	-
	<b>Autonomous Region in Muslim Mindanao</b>	<b>S</b>	<b>S</b>	<b>S</b>
F421	Construction of roads and railways	S	S	S

**Table 2.2** Number of Establishments, Construction Workers and Hours Worked by Sex for Construction Establishments by Region and Industry Group: Philippines, 2018

(Values are in thousand PhP, except number of establishments and employment. Details may not add-up to total due to rounding and/or statistical disclosure control.)

Continued

2009 PSIC Code	Region/Industry Description	Total Hours Worked by Construction Workers		
		Total	Male	Female
		(11)	(12)	(13)
	<b>Philippines</b>	<b>3,371,891,242</b>	<b>3,355,713,659</b>	<b>16,177,583</b>
F410	Construction of buildings	343,104,960	335,955,736	7,149,224
F421	Construction of roads and railways	2,843,745,469	2,840,049,852	3,695,617
F422	Construction of utility projects	42,322,478	41,439,145	883,334
F429	Construction of other civil engineering projects	26,415,057	25,740,370	674,687
F431	Demolition and site preparation	1,630,502	1,579,346	51,156
F432	Electrical, plumbing and other construction installation activities	77,076,190	74,789,615	2,286,575
F433	Building completion and finishing	17,492,022	16,524,201	967,821
F439	Other specialized construction activities	20,104,563	19,635,394	469,169
	<b>National Capital Region</b>	<b>3,091,170,865</b>	<b>3,081,664,251</b>	<b>9,506,614</b>
F410	Construction of buildings	239,451,145	234,187,807	5,263,337
F421	Construction of roads and railways	2,733,455,039	2,732,706,986	748,053
F422	Construction of utility projects	17,151,378	17,087,337	64,041
F429	Construction of other civil engineering projects	16,255,477	15,770,262	485,215
F431	Demolition and site preparation	858,459	849,405	9,054
F432	Electrical, plumbing and other construction installation activities	59,443,716	57,601,384	1,842,332
F433	Building completion and finishing	13,939,556	13,144,157	795,399
F439	Other specialized construction activities	10,616,095	10,316,913	299,182
	<b>Cordillera Administrative Region</b>	<b>5,999,635</b>	<b>5,898,851</b>	<b>100,784</b>
F410	Construction of buildings	1,600,513	1,585,537	14,976
F421	Construction of roads and railways	4,076,335	4,009,807	66,528
F429	Construction of other civil engineering projects	S	S	S
F432	Electrical, plumbing and other construction installation activities	S	S	S
F439	Other specialized construction activities	S	S	S
	<b>I - Ilocos Region</b>	<b>6,804,446</b>	<b>6,779,046</b>	<b>25,400</b>
F410	Construction of buildings	3,838,037	3,815,077	22,960
F421	Construction of roads and railways	1,919,861	1,917,421	2,440
F422	Construction of utility projects	S	S	S
F432	Electrical, plumbing and other construction installation activities	148,148	148,148	-

**Table 2.2** Number of Establishments, Construction Workers and Hours Worked by Sex for Construction Establishments by Region and Industry Group: Philippines, 2018*(Values are in thousand PhP, except number of establishments and employment. Details may not add-up to total due to rounding and/or statistical disclosure control.)**Continued*

2009 PSIC Code	Region/Industry Description	Total Hours Worked by Construction Workers		
		Total	Male	Female
		(11)	(12)	(13)
F433	Building completion and finishing	S	S	S
F439	Other specialized construction activities	S	S	S
<b>II - Cagayan Valley</b>		<b>1,789,128</b>	<b>1,781,952</b>	<b>7,176</b>
F410	Construction of buildings	57,600	57,600	-
F421	Construction of roads and railways	1,558,536	1,551,360	7,176
F422	Construction of utility projects	S	S	S
F429	Construction of other civil engineering projects	S	S	S
F432	Electrical, plumbing and other construction installation activities	S	S	S
<b>III - Central Luzon</b>		<b>42,044,947</b>	<b>41,676,693</b>	<b>368,254</b>
F410	Construction of buildings	18,003,376	17,815,451	187,925
F421	Construction of roads and railways	17,620,817	17,537,841	82,976
F422	Construction of utility projects	1,290,887	1,278,407	12,480
F429	Construction of other civil engineering projects	719,709	683,659	36,051
F431	Demolition and site preparation	772,044	729,942	42,102
F432	Electrical, plumbing and other construction installation activities	2,041,836	2,039,340	2,496
F433	Building completion and finishing	505,625	505,625	-
F439	Other specialized construction activities	1,090,653	1,086,429	4,224
<b>IVA - CALABARZON</b>		<b>56,504,221</b>	<b>55,039,903</b>	<b>1,464,318</b>
F410	Construction of buildings	21,677,103	21,092,943	584,160
F421	Construction of roads and railways	6,761,093	6,444,317	316,776
F422	Construction of utility projects	7,828,400	7,749,495	78,905
F429	Construction of other civil engineering projects	2,542,486	2,529,850	12,635
F432	Electrical, plumbing and other construction installation activities	10,488,273	10,181,167	307,105
F433	Building completion and finishing	2,121,901	1,977,133	144,768
F439	Other specialized construction activities	5,084,965	5,064,997	19,968
<b>MIMAROPA</b>		<b>3,607,940</b>	<b>3,553,796</b>	<b>54,144</b>
F410	Construction of buildings	658,244	655,940	2,304
F421	Construction of roads and railways	2,516,544	2,464,704	51,840
F422	Construction of utility projects	S	S	S
F433	Building completion and finishing	S	S	S



**Table 2.2** Number of Establishments, Construction Workers and Hours Worked by Sex for Construction Establishments by Region and Industry Group: Philippines, 2018

(Values are in thousand PhP, except number of establishments and employment. Details may not add-up to total due to rounding and/or statistical disclosure control.)

Continued

2009 PSIC Code	Region/Industry Description	Total Hours Worked by Construction Workers		
		Total	Male	Female
		(11)	(12)	(13)
	<b>V - Bicol Region</b>	<b>7,246,066</b>	<b>6,841,033</b>	<b>405,034</b>
F410	Construction of buildings	1,372,720	1,262,896	109,824
F421	Construction of roads and railways	4,595,384	4,405,545	189,839
F422	Construction of utility projects	290,613	256,087	34,526
F429	Construction of other civil engineering projects	786,160	719,312	66,848
F432	Electrical, plumbing and other construction installation activities	201,189	197,192	3,997
	<b>VI - Western Visayas</b>	<b>12,855,744</b>	<b>12,720,107</b>	<b>135,637</b>
F410	Construction of buildings	3,995,775	3,933,119	62,656
F421	Construction of roads and railways	7,447,991	7,380,002	67,989
F422	Construction of utility projects	S	S	S
F429	Construction of other civil engineering projects	1,020,539	1,020,539	-
F432	Electrical, plumbing and other construction installation activities	172,372	167,380	4,992
F439	Other specialized construction activities	S	S	S
	<b>VII - Central Visayas</b>	<b>72,203,697</b>	<b>70,518,525</b>	<b>1,685,172</b>
F410	Construction of buildings	31,050,106	30,721,950	328,156
F421	Construction of roads and railways	21,080,030	20,650,336	429,694
F422	Construction of utility projects	13,933,467	13,240,085	693,382
F429	Construction of other civil engineering projects	859,951	842,733	17,218
F432	Electrical, plumbing and other construction installation activities	3,629,906	3,521,166	108,740
F433	Building completion and finishing	641,867	621,245	20,622
F439	Other specialized construction activities	1,008,369	921,009	87,360
	<b>VIII - Eastern Visayas</b>	<b>8,604,317</b>	<b>7,977,253</b>	<b>627,063</b>
F410	Construction of buildings	3,643,974	3,630,778	13,196
F421	Construction of roads and railways	4,763,543	4,149,675	613,868
F422	Construction of utility projects	-	-	-
F429	Construction of other civil engineering projects	196,800	196,800	-
	<b>IX - Zamboanga Peninsula</b>	<b>5,194,343</b>	<b>5,175,974</b>	<b>18,369</b>
F410	Construction of buildings	2,205,051	2,186,682	18,369
F421	Construction of roads and railways	1,771,442	1,771,442	-

**Table 2.2** Number of Establishments, Construction Workers and Hours Worked by Sex for Construction Establishments by Region and Industry Group: Philippines, 2018*(Values are in thousand PhP, except number of establishments and employment. Details may not add-up to total due to rounding and/or statistical disclosure control.)**Continued*

2009 PSIC Code	Region/Industry Description	Total Hours Worked by Construction Workers		
		Total	Male	Female
		(11)	(12)	(13)
F429	Construction of other civil engineering projects	S	S	S
F432	Electrical, plumbing and other construction installation activities	23,227	23,227	-
F439	Other specialized construction activities	S	S	S
<b>X - Northern Mindanao</b>		<b>13,898,557</b>	<b>13,137,922</b>	<b>760,635</b>
F410	Construction of buildings	4,739,266	4,686,746	52,520
F421	Construction of roads and railways	8,446,564	7,745,481	701,083
F422	Construction of utility projects	139,480	139,480	-
F429	Construction of other civil engineering projects	242,174	242,174	-
F432	Electrical, plumbing and other construction installation activities	48,000	48,000	-
F433	Building completion and finishing	S	S	S
F439	Other specialized construction activities	S	S	S
<b>XI - Davao Region</b>		<b>20,059,690</b>	<b>19,488,091</b>	<b>571,599</b>
F410	Construction of buildings	7,394,681	7,105,146	289,535
F421	Construction of roads and railways	8,148,581	7,979,304	169,277
F422	Construction of utility projects	302,667	302,667	-
F429	Construction of other civil engineering projects	1,949,512	1,912,072	37,440
F432	Electrical, plumbing and other construction installation activities	660,428	643,516	16,912
F439	Other specialized construction activities	1,603,820	1,545,385	58,435
<b>XII - SOCCSKSARGEN</b>		<b>5,468,797</b>	<b>5,240,829</b>	<b>227,968</b>
F410	Construction of buildings	1,891,929	1,700,111	191,818
F421	Construction of roads and railways	3,092,700	3,056,550	36,150
F422	Construction of utility projects	S	S	S
F429	Construction of other civil engineering projects	259,704	259,704	-
F432	Electrical, plumbing and other construction installation activities	91,800	91,800	-
F439	Other specialized construction activities	S	S	S
<b>XIII - Caraga</b>		<b>18,434,241</b>	<b>18,217,129</b>	<b>217,112</b>
F410	Construction of buildings	S	S	S
F421	Construction of roads and railways	16,486,401	16,276,777	209,624

**Table 2.2** Number of Establishments, Construction Workers and Hours Worked by Sex for Construction Establishments by Region and Industry Group: Philippines, 2018

(Values are in thousand PhP, except number of establishments and employment. Details may not add-up to total due to rounding and/or statistical disclosure control.)

Continued

2009 PSIC Code	Region/Industry Description	Total Hours Worked by Construction Workers		
		Total	Male	Female
		(11)	(12)	(13)
F429	Construction of other civil engineering projects	S	S	S
F439	Other specialized construction activities	278,400	278,400	-
	<b>Autonomous Region in Muslim Mindanao</b>	<b>S</b>	<b>S</b>	<b>S</b>
F421	Construction of roads and railways	S	S	S

**Table 2.2** Number of Establishments, Construction Workers and Hours Worked by Sex for Construction Establishments by Region and Industry Group: Philippines, 2018

(Values are in thousand PhP, except number of establishments and employment. Details may not add-up to total due to rounding and/or statistical disclosure control.)

2009 PSIC Code	Region/Industry Description	Total Hours Worked by Construction Workers		
		Directly-hired		
		Total	Male	Female
		(14)	(15)	(16)
	<b>Philippines</b>	<b>642,544,140</b>	<b>627,349,632</b>	<b>15,194,508</b>
F410	Construction of buildings	280,181,694	273,404,396	6,777,298
F421	Construction of roads and railways	201,174,311	197,862,421	3,311,890
F422	Construction of utility projects	39,052,805	38,190,888	861,917
F429	Construction of other civil engineering projects	21,078,792	20,468,673	610,119
F431	Demolition and site preparation	1,470,758	1,419,602	51,156
F432	Electrical, plumbing and other construction installation activities	68,107,636	65,896,132	2,211,504
F433	Building completion and finishing	15,627,927	14,723,634	904,293
F439	Other specialized construction activities	15,850,215	15,383,884	466,331
	<b>National Capital Region</b>	<b>407,020,982</b>	<b>397,827,305</b>	<b>9,193,677</b>
F410	Construction of buildings	193,780,760	188,674,326	5,106,435
F421	Construction of roads and railways	109,953,221	109,218,588	734,633
F422	Construction of utility projects	15,722,167	15,664,229	57,937
F429	Construction of other civil engineering projects	12,610,886	12,155,803	455,083
F431	Demolition and site preparation	698,715	689,661	9,054
F432	Electrical, plumbing and other construction installation activities	51,960,162	50,166,205	1,793,957
F433	Building completion and finishing	12,272,756	11,535,361	737,395
F439	Other specialized construction activities	10,022,315	9,723,132	299,182
	<b>Cordillera Administrative Region</b>	<b>5,147,094</b>	<b>5,068,486</b>	<b>78,608</b>
F410	Construction of buildings	1,161,217	1,161,217	-
F421	Construction of roads and railways	3,680,137	3,620,809	59,328
F429	Construction of other civil engineering projects	S	S	S
F432	Electrical, plumbing and other construction installation activities	S	S	S
F439	Other specialized construction activities	S	S	S
	<b>I - Ilocos Region</b>	<b>6,609,813</b>	<b>6,584,413</b>	<b>25,400</b>
F410	Construction of buildings	3,662,901	3,639,941	22,960
F421	Construction of roads and railways	1,900,364	1,897,924	2,440
F422	Construction of utility projects	S	S	S
F432	Electrical, plumbing and other construction installation activities	148,148	148,148	-

**Table 2.2** Number of Establishments, Construction Workers and Hours Worked by Sex for Construction Establishments by Region and Industry Group: Philippines, 2018

(Values are in thousand PhP, except number of establishments and employment. Details may not add-up to total due to rounding and/or statistical disclosure control.)

2009 PSIC Code	Region/Industry Description	Total Hours Worked by Construction Workers		
		Directly-hired		
		Total	Male	Female
		(14)	(15)	(16)
F433	Building completion and finishing	S	S	S
F439	Other specialized construction activities	S	S	S
<b>II - Cagayan Valley</b>		<b>1,739,208</b>	<b>1,732,032</b>	<b>7,176</b>
F410	Construction of buildings	57,600	57,600	-
F421	Construction of roads and railways	1,558,536	1,551,360	7,176
F422	Construction of utility projects	S	S	S
F429	Construction of other civil engineering projects	S	S	S
F432	Electrical, plumbing and other construction installation activities	S	S	S
<b>III - Central Luzon</b>		<b>27,289,544</b>	<b>27,036,665</b>	<b>252,879</b>
F410	Construction of buildings	11,218,174	11,099,078	119,096
F421	Construction of roads and railways	11,685,396	11,619,268	66,128
F422	Construction of utility projects	506,960	506,960	-
F429	Construction of other civil engineering projects	504,482	485,650	18,832
F431	Demolition and site preparation	772,044	729,942	42,102
F432	Electrical, plumbing and other construction installation activities	1,944,492	1,941,996	2,496
F433	Building completion and finishing	505,625	505,625	-
F439	Other specialized construction activities	152,371	148,147	4,224
<b>IVA - CALABARZON</b>		<b>48,766,922</b>	<b>47,330,855</b>	<b>1,436,066</b>
F410	Construction of buildings	17,203,194	16,622,765	580,429
F421	Construction of roads and railways	6,065,253	5,748,477	316,776
F422	Construction of utility projects	7,051,605	6,975,533	76,072
F429	Construction of other civil engineering projects	2,542,486	2,529,850	12,635
F432	Electrical, plumbing and other construction installation activities	9,575,165	9,289,747	285,418
F433	Building completion and finishing	2,121,901	1,977,133	144,768
F439	Other specialized construction activities	4,207,317	4,187,349	19,968
<b>MIMAROPA</b>		<b>2,397,997</b>	<b>2,343,853</b>	<b>54,144</b>
F410	Construction of buildings	274,573	272,269	2,304
F421	Construction of roads and railways	1,690,272	1,638,432	51,840
F422	Construction of utility projects	S	S	S
F433	Building completion and finishing	S	S	S

**Table 2.2** Number of Establishments, Construction Workers and Hours Worked by Sex for Construction Establishments by Region and Industry Group: Philippines, 2018*(Values are in thousand PhP, except number of establishments and employment. Details may not add-up to total due to rounding and/or statistical disclosure control.)**Continued*

		Continued		
2009 PSIC Code	Region/Industry Description	Total Hours Worked by Construction Workers		
		Directly-hired		
		Total	Male	Female
		(14)	(15)	(16)
	<b>V - Bicol Region</b>	<b>6,645,898</b>	<b>6,240,865</b>	<b>405,034</b>
F410	Construction of buildings	1,272,880	1,163,056	109,824
F421	Construction of roads and railways	4,297,272	4,107,434	189,839
F422	Construction of utility projects	90,933	56,407	34,526
F429	Construction of other civil engineering projects	783,624	716,776	66,848
F432	Electrical, plumbing and other construction installation activities	201,189	197,192	3,997
	<b>VI - Western Visayas</b>	<b>11,224,567</b>	<b>11,098,946</b>	<b>125,621</b>
F410	Construction of buildings	3,450,767	3,390,607	60,160
F421	Construction of roads and railways	6,951,336	6,890,867	60,469
F422	Construction of utility projects	S	S	S
F429	Construction of other civil engineering projects	487,852	487,852	-
F432	Electrical, plumbing and other construction installation activities	172,372	167,380	4,992
F439	Other specialized construction activities	S	S	S
	<b>VII - Central Visayas</b>	<b>64,513,113</b>	<b>62,932,746</b>	<b>1,580,366</b>
F410	Construction of buildings	29,656,326	29,333,163	323,164
F421	Construction of roads and railways	16,324,758	15,967,127	357,631
F422	Construction of utility projects	13,893,467	13,200,085	693,382
F429	Construction of other civil engineering projects	399,799	399,799	-
F432	Electrical, plumbing and other construction installation activities	3,262,758	3,159,026	103,732
F433	Building completion and finishing	444,571	429,473	15,098
F439	Other specialized construction activities	531,432	444,072	87,360
	<b>VIII - Eastern Visayas</b>	<b>7,116,501</b>	<b>6,739,038</b>	<b>377,463</b>
F410	Construction of buildings	3,212,959	3,199,763	13,196
F421	Construction of roads and railways	3,831,543	3,467,275	364,268
F422	Construction of utility projects	-	-	-
F429	Construction of other civil engineering projects	72,000	72,000	-
	<b>IX - Zamboanga Peninsula</b>	<b>4,880,967</b>	<b>4,862,598</b>	<b>18,369</b>
F410	Construction of buildings	1,896,315	1,877,946	18,369
F421	Construction of roads and railways	1,766,802	1,766,802	

**Table 2.2** Number of Establishments, Construction Workers and Hours Worked by Sex for Construction Establishments by Region and Industry Group: Philippines, 2018

(Values are in thousand Php, except number of establishments and employment. Details may not add-up to total due to rounding and/or statistical disclosure control.)

2009 PSIC Code	Region/Industry Description	Total Hours Worked by Construction Workers		
		Directly-hired		
		Total	Male	Female
		(14)	(15)	(16)
F429	Construction of other civil engineering projects	S	S	S
F432	Electrical, plumbing and other construction installation activities	23,227	23,227	-
F439	Other specialized construction activities	S	S	S
	<b>X - Northern Mindanao</b>	<b>12,986,925</b>	<b>12,238,290</b>	<b>748,635</b>
F410	Construction of buildings	4,404,914	4,352,394	52,520
F421	Construction of roads and railways	7,917,284	7,228,201	689,083
F422	Construction of utility projects	139,480	139,480	-
F429	Construction of other civil engineering projects	242,174	242,174	-
F432	Electrical, plumbing and other construction installation activities	-	-	-
F433	Building completion and finishing	S	S	S
F439	Other specialized construction activities	S	S	S
	<b>XI - Davao Region</b>	<b>16,562,635</b>	<b>16,056,274</b>	<b>506,361</b>
F410	Construction of buildings	6,514,378	6,287,243	227,135
F421	Construction of roads and railways	6,955,729	6,786,452	169,277
F422	Construction of utility projects	274,587	274,587	-
F429	Construction of other civil engineering projects	1,767,960	1,730,520	37,440
F432	Electrical, plumbing and other construction installation activities	660,428	643,516	16,912
F439	Other specialized construction activities	389,553	333,956	55,597
	<b>XII - SOCCSKSARGEN</b>	<b>3,117,824</b>	<b>2,952,531</b>	<b>165,293</b>
F410	Construction of buildings	1,418,928	1,284,710	134,218
F421	Construction of roads and railways	1,490,466	1,459,391	31,075
F422	Construction of utility projects	S	S	S
F429	Construction of other civil engineering projects	134,904	134,904	-
F432	Electrical, plumbing and other construction installation activities	32,400	32,400	-
F439	Other specialized construction activities	S	S	S
	<b>XIII - Caraga</b>	<b>16,519,542</b>	<b>16,302,430</b>	<b>217,112</b>
F410	Construction of buildings	S	S	S
F421	Construction of roads and railways	15,101,334	14,891,710	209,624

**Table 2.2** Number of Establishments, Construction Workers and Hours Worked by Sex for Construction Establishments by Region and Industry Group: Philippines, 2018

(Values are in thousand PhP, except number of establishments and employment. Details may not add-up to total due to rounding and/or statistical disclosure control.)

*Continued*

2009 PSIC Code	Region/Industry Description	Total Hours Worked by Construction Workers		
		Directly-hired		
		Total	Male	Female
		(14)	(15)	(16)
F429	Construction of other civil engineering projects	S	S	S
F439	Other specialized construction activities	278,400	278,400	-
	<b>Autonomous Region in Muslim Mindanao</b>	<b>S</b>	<b>S</b>	<b>S</b>
F421	Construction of roads and railways	S	S	S



**Table 2.2** Number of Establishments, Construction Workers and Hours Worked by Sex for Construction Establishments by Region and Industry Group: Philippines, 2018

(Values are in thousand Php, except number of establishments and employment. Details may not add-up to total due to rounding and/or statistical disclosure control.)

2009 PSIC Code	Region/Industry Description	Total Hours Worked by Construction Workers		
		Workers on Sub-Contract Agreement or Under Manpower Agencies/Contractors		
		Total	Male	Female
		(17)	(18)	(19)
	<b>Philippines</b>	<b>2,729,347,102</b>	<b>2,728,364,028</b>	<b>983,074</b>
F410	Construction of buildings	62,923,266	62,551,340	371,927
F421	Construction of roads and railways	2,642,571,158	2,642,187,431	383,727
F422	Construction of utility projects	3,269,673	3,248,256	21,417
F429	Construction of other civil engineering projects	5,336,265	5,271,697	64,568
F431	Demolition and site preparation	159,744	159,744	-
F432	Electrical, plumbing and other construction installation activities	8,968,554	8,893,483	75,071
F433	Building completion and finishing	1,864,095	1,800,567	63,528
F439	Other specialized construction activities	4,254,348	4,251,510	2,838
	<b>National Capital Region</b>	<b>2,684,149,883</b>	<b>2,683,836,946</b>	<b>312,937</b>
F410	Construction of buildings	45,670,384	45,513,482	156,902
F421	Construction of roads and railways	2,623,501,818	2,623,488,398	13,420
F422	Construction of utility projects	1,429,211	1,423,108	6,104
F429	Construction of other civil engineering projects	3,644,591	3,614,459	30,132
F431	Demolition and site preparation	159,744	159,744	-
F432	Electrical, plumbing and other construction installation activities	7,483,554	7,435,179	48,375
F433	Building completion and finishing	1,666,799	1,608,796	58,004
F439	Other specialized construction activities	593,781	593,781	-
	<b>Cordillera Administrative Region</b>	<b>852,542</b>	<b>830,366</b>	<b>22,176</b>
F410	Construction of buildings	439,296	424,320	14,976
F421	Construction of roads and railways	396,198	388,998	7,200
F429	Construction of other civil engineering projects	S	S	S
F432	Electrical, plumbing and other construction installation activities	S	S	S
F439	Other specialized construction activities	S	S	S
	<b>I - Ilocos Region</b>	<b>194,633</b>	<b>194,633</b>	<b>-</b>
F410	Construction of buildings	175,136	175,136	-
F421	Construction of roads and railways	19,497	19,497	-
F422	Construction of utility projects	S	S	S
F432	Electrical, plumbing and other construction installation activities	-	-	-

**Table 2.2** Number of Establishments, Construction Workers and Hours Worked by Sex for Construction Establishments by Region and Industry Group: Philippines, 2018

(Values are in thousand PhP, except number of establishments and employment. Details may not add-up to total due to rounding and/or statistical disclosure control.)

2009 PSIC Code	Region/Industry Description	Total Hours Worked by Construction Workers		
		Workers on Sub-Contract Agreement or Under Manpower Agencies/Contractors		
		Total	Male	Female
		(17)	(18)	(19)
F433	Building completion and finishing	S	S	S
F439	Other specialized construction activities	S	S	S
<b>II - Cagayan Valley</b>		<b>49,920</b>	<b>49,920</b>	-
F410	Construction of buildings	-	-	-
F421	Construction of roads and railways	-	-	-
F422	Construction of utility projects	S	S	S
F429	Construction of other civil engineering projects	S	S	S
F432	Electrical, plumbing and other construction installation activities	S	S	S
<b>III - Central Luzon</b>		<b>14,755,403</b>	<b>14,640,028</b>	<b>115,375</b>
F410	Construction of buildings	6,785,202	6,716,373	68,829
F421	Construction of roads and railways	5,935,421	5,918,573	16,848
F422	Construction of utility projects	783,927	771,447	12,480
F429	Construction of other civil engineering projects	215,227	198,009	17,218
F431	Demolition and site preparation	-	-	-
F432	Electrical, plumbing and other construction installation activities	97,344	97,344	-
F433	Building completion and finishing	-	-	-
F439	Other specialized construction activities	938,282	938,282	-
<b>IVA - CALABARZON</b>		<b>7,737,299</b>	<b>7,709,047</b>	<b>28,252</b>
F410	Construction of buildings	4,473,910	4,470,178	3,731
F421	Construction of roads and railways	695,840	695,840	-
F422	Construction of utility projects	776,794	773,962	2,833
F429	Construction of other civil engineering projects	-	-	-
F432	Electrical, plumbing and other construction installation activities	913,107	891,420	21,688
F433	Building completion and finishing	-	-	-
F439	Other specialized construction activities	877,648	877,648	-
<b>MIMAROPA</b>		<b>1,209,943</b>	<b>1,209,943</b>	-
F410	Construction of buildings	383,671	383,671	-
F421	Construction of roads and railways	826,272	826,272	-
F422	Construction of utility projects	S	S	S
F433	Building completion and finishing	S	S	S

**Table 2.2** Number of Establishments, Construction Workers and Hours Worked by Sex for Construction Establishments by Region and Industry Group: Philippines, 2018

(Values are in thousand PhP, except number of establishments and employment. Details may not add-up to total due to rounding and/or statistical disclosure control.)

2009 PSIC Code	Region/Industry Description	Total Hours Worked by Construction Workers		
		Workers on Sub-Contract Agreement or Under Manpower Agencies/Contractors		
		Total	Male	Female
		(17)	(18)	(19)
	<b>V - Bicol Region</b>	<b>600,168</b>	<b>600,168</b>	<b>-</b>
F410	Construction of buildings	99,840	99,840	-
F421	Construction of roads and railways	298,112	298,112	-
F422	Construction of utility projects	199,680	199,680	-
F429	Construction of other civil engineering projects	2,536	2,536	-
F432	Electrical, plumbing and other construction installation activities	-	-	-
	<b>VI - Western Visayas</b>	<b>1,631,177</b>	<b>1,621,161</b>	<b>10,016</b>
F410	Construction of buildings	545,008	542,512	2,496
F421	Construction of roads and railways	496,655	489,135	7,520
F422	Construction of utility projects	S	S	S
F429	Construction of other civil engineering projects	532,687	532,687	-
F432	Electrical, plumbing and other construction installation activities	-	-	-
F439	Other specialized construction activities	S	S	S
	<b>VII - Central Visayas</b>	<b>7,690,585</b>	<b>7,585,779</b>	<b>104,806</b>
F410	Construction of buildings	1,393,780	1,388,788	4,992
F421	Construction of roads and railways	4,755,272	4,683,209	72,063
F422	Construction of utility projects	40,000	40,000	-
F429	Construction of other civil engineering projects	460,152	442,934	17,218
F432	Electrical, plumbing and other construction installation activities	367,148	362,140	5,008
F433	Building completion and finishing	197,296	191,771	5,524
F439	Other specialized construction activities	476,937	476,937	-
	<b>VIII - Eastern Visayas</b>	<b>1,487,815</b>	<b>1,238,215</b>	<b>249,600</b>
F410	Construction of buildings	431,015	431,015	-
F421	Construction of roads and railways	932,000	682,400	249,600
F422	Construction of utility projects	-	-	-
F429	Construction of other civil engineering projects	124,800	124,800	-
	<b>IX - Zamboanga Peninsula</b>	<b>313,376</b>	<b>313,376</b>	<b>-</b>
F410	Construction of buildings	308,736	308,736	-
F421	Construction of roads and railways	4,640	4,640	-

**Table 2.2** Number of Establishments, Construction Workers and Hours Worked by Sex for Construction Establishments by Region and Industry Group: Philippines, 2018

(Values are in thousand PhP, except number of establishments and employment. Details may not add-up to total due to rounding and/or statistical disclosure control.)

2009 PSIC Code	Region/Industry Description	Total Hours Worked by Construction Workers		
		Workers on Sub-Contract Agreement or Under Manpower Agencies/Contractors		
		Total	Male	Female
		(17)	(18)	(19)
F429	Construction of other civil engineering projects	S	S	S
F432	Electrical, plumbing and other construction installation activities	-	-	-
F439	Other specialized construction activities	S	S	S
	<b>X - Northern Mindanao</b>	<b>911,632</b>	<b>899,632</b>	<b>12,000</b>
F410	Construction of buildings	334,352	334,352	-
F421	Construction of roads and railways	529,280	517,280	12,000
F422	Construction of utility projects	-	-	-
F429	Construction of other civil engineering projects	-	-	-
F432	Electrical, plumbing and other construction installation activities	48,000	48,000	-
F433	Building completion and finishing	S	S	S
F439	Other specialized construction activities	S	S	S
	<b>XI - Davao Region</b>	<b>3,497,055</b>	<b>3,431,817</b>	<b>65,238</b>
F410	Construction of buildings	880,304	817,904	62,400
F421	Construction of roads and railways	1,192,852	1,192,852	-
F422	Construction of utility projects	28,080	28,080	-
F429	Construction of other civil engineering projects	181,552	181,552	-
F432	Electrical, plumbing and other construction installation activities	-	-	-
F439	Other specialized construction activities	1,214,267	1,211,429	2,838
	<b>XII - SOCCSKSARGEN</b>	<b>2,350,973</b>	<b>2,288,298</b>	<b>62,675</b>
F410	Construction of buildings	473,001	415,401	57,600
F421	Construction of roads and railways	1,602,233	1,597,158	5,075
F422	Construction of utility projects	S	S	S
F429	Construction of other civil engineering projects	124,800	124,800	-
F432	Electrical, plumbing and other construction installation activities	59,400	59,400	-
F439	Other specialized construction activities	S	S	S
	<b>XIII - Caraga</b>	<b>1,914,699</b>	<b>1,914,699</b>	-
F410	Construction of buildings	S	S	S
F421	Construction of roads and railways	1,385,067	1,385,067	-

**Table 2.2** Number of Establishments, Construction Workers and Hours Worked by Sex for Construction Establishments by Region and Industry Group: Philippines, 2018

(Values are in thousand PhP, except number of establishments and employment. Details may not add-up to total due to rounding and/or statistical disclosure control.)

2009 PSIC Code	Region/Industry Description	Total Hours Worked by Construction Workers		
		Workers on Sub-Contract Agreement or Under Manpower Agencies/Contractors		
		Total	Male	Female
		(17)	(18)	(19)
F429	Construction of other civil engineering projects	S	S	S
F439	Other specialized construction activities	-	-	-
	<b>Autonomous Region in Muslim Mindanao</b>	<b>S</b>	<b>S</b>	<b>S</b>
F421	Construction of roads and railways	S	S	S

Notes: 1. "-" – zero value

2. S - suppressed

Source: Philippine Statistics Authority, 2018 Census of Philippine Business and Industry

**Table 3** Number of Establishments and Compensation by Type for Construction Establishments by Region and Industry Group: Philippines, 2018

(Values are in thousand PhP, except number of establishments and employment. Details may not add-up to total due to rounding and/or statistical disclosure control.)

2009 PSIC Code	Region/Industry Description	Number of Establishments	Compensation			
			Total	Gross Salaries and Wages and Other Benefits	Separation, Retirement/ Terminal Pay, Gratuities, etc.	Total Employer's Contribution to SSS/GSIS, ECC, etc.
		(1)	(2)	(3)	(4)	(5)
	<b>Philippines</b>	<b>2,487</b>	<b>124,310,636</b>	<b>112,607,865</b>	<b>3,694,228</b>	<b>8,008,543</b>
F410	Construction of buildings	1,115	45,647,110	41,973,352	1,187,020	2,486,738
F421	Construction of roads and railways	374	47,033,302	42,425,613	1,996,696	2,610,993
F422	Construction of utility projects	125	6,406,174	5,792,226	232,108	381,840
F429	Construction of other civil engineering projects	163	4,498,167	4,061,619	100,336	336,211
F431	Demolition and site preparation	13	2,805,771	2,555,259	15,280	235,232
F432	Electrical, plumbing and other construction installation activities	467	12,860,691	11,400,612	115,539	1,344,540
F433	Building completion and finishing	96	2,482,239	1,961,204	26,157	494,878
F439	Other specialized construction activities	134	2,577,183	2,437,980	21,092	118,111
	<b>National Capital Region</b>	<b>949</b>	<b>85,021,155</b>	<b>75,522,208</b>	<b>3,219,333</b>	<b>6,279,614</b>
F410	Construction of buildings	380	33,924,780	30,919,847	1,106,679	1,898,255
F421	Construction of roads and railways	92	28,310,441	24,406,234	1,832,180	2,072,026
F422	Construction of utility projects	58	3,452,790	3,146,023	37,605	269,162
F429	Construction of other civil engineering projects	61	2,769,257	2,450,661	91,099	227,497
F431	Demolition and site preparation	10	2,773,767	2,524,098	15,280	234,389
F432	Electrical, plumbing and other construction installation activities	234	10,056,189	8,784,310	99,568	1,172,311
F433	Building completion and finishing	63	1,914,634	1,561,811	22,829	329,994
F439	Other specialized construction activities	50	1,819,297	1,729,224	14,092	75,981
	<b>Cordillera Administrative Region</b>	<b>41</b>	<b>562,060</b>	<b>528,833</b>	<b>2,017</b>	<b>31,211</b>
F410	Construction of buildings	17	110,485	102,764	2,017	5,704
F421	Construction of roads and railways	20	431,852	407,138	-	24,714
F429	Construction of other civil engineering projects	1	8,447	8,447	-	-
F432	Electrical, plumbing and other construction installation activities	1	6,958	6,552	-	406
F439	Other specialized construction activities	2	4,318	3,932	-	387
	<b>I - Ilocos Region</b>	<b>83</b>	<b>1,954,710</b>	<b>1,916,523</b>	<b>7,919</b>	<b>30,267</b>
F410	Construction of buildings	55	1,299,254	1,286,620	3,329	9,305

Continued

**Table 3** Number of Establishments and Compensation by Type for Construction Establishments by Region and Industry Group: Philippines, 2018*(Values are in thousand PhP, except number of establishments and employment. Details may not add-up to total due to rounding and/or statistical disclosure control.)**Continued*

2009 PSIC Code	Region/Industry Description	Number of Establish- ments	Compensation			
			Total	Gross Salaries and Wages and Other Benefits	Separation, Retirement/ Terminal Pay, Gratuities, etc.	Total Employer's Contribution to SSS/GSIS, ECC, etc.
		(1)	(2)	(3)	(4)	(5)
F421	Construction of roads and railways	14	536,929	513,558	4,427	18,945
F422	Construction of utility projects	2	110,585	109,050	164	1,372
F432	Electrical, plumbing and other construction installation activities	10	6,245	5,809	-	436
F433	Building completion and finishing	2	93	59	-	34
F439	Other specialized construction activities	1	1,604	1,427	-	176
	<b>II - Cagayan Valley</b>	<b>13</b>	<b>311,286</b>	<b>297,533</b>	<b>858</b>	<b>12,896</b>
F410	Construction of buildings	5	41,796	40,882	-	914
F421	Construction of roads and railways	5	257,771	245,614	858	11,299
F422	Construction of utility projects	1	3,593	3,127	-	467
F429	Construction of other civil engineering projects	1	6,309	6,258	-	52
F432	Electrical, plumbing and other construction installation activities	1	1,816	1,652	-	164
	<b>III - Central Luzon</b>	<b>212</b>	<b>7,033,067</b>	<b>6,612,174</b>	<b>29,918</b>	<b>390,975</b>
F410	Construction of buildings	118	1,920,517	1,752,687	14,590	153,239
F421	Construction of roads and railways	33	3,897,689	3,835,706	9,533	52,451
F422	Construction of utility projects	13	133,068	126,666	868	5,533
F429	Construction of other civil engineering projects	12	126,544	122,806	2,128	1,610
F431	Demolition and site preparation	3	32,004	31,161	-	843
F432	Electrical, plumbing and other construction installation activities	15	683,183	636,554	2,329	44,299
F433	Building completion and finishing	3	217,906	86,496	470	130,940
F439	Other specialized construction activities	15	22,156	20,098	-	2,058
	<b>IVA - CALABARZON</b>	<b>296</b>	<b>6,927,145</b>	<b>6,283,489</b>	<b>243,053</b>	<b>400,603</b>
F410	Construction of buildings	132	1,883,995	1,717,382	40,440	126,173
F421	Construction of roads and railways	21	930,068	858,564	7,821	63,683
F422	Construction of utility projects	18	1,144,339	953,152	171,667	19,520
F429	Construction of other civil engineering projects	11	331,511	307,120	1,517	22,873
F432	Electrical, plumbing and other construction installation activities	74	1,743,349	1,624,703	12,622	106,023
F433	Building completion and finishing	10	284,687	251,708	2,806	30,174
F439	Other specialized construction activities	30	609,196	570,859	6,180	32,157

**Table 3** Number of Establishments and Compensation by Type for Construction Establishments by Region and Industry Group: Philippines, 2018*(Values are in thousand PhP, except number of establishments and employment. Details may not add-up to total due to rounding and/or statistical disclosure control.)**Continued*

2009 PSIC Code	Region/Industry Description	Number of Establishments	Compensation			
			Total	Gross Salaries and Wages and Other Benefits	Separation, Retirement/ Terminal Pay, Gratuities, etc.	Total Employer's Contribution to SSS/GSIS, ECC, etc.
		(1)	(2)	(3)	(4)	(5)
	<b>MIMAROPA</b>	<b>27</b>	<b>624,534</b>	<b>611,721</b>	<b>3,760</b>	<b>9,052</b>
F410	Construction of buildings	17	201,180	195,861	1,971	3,348
F421	Construction of roads and railways	8	402,846	397,197	1,528	4,121
F422	Construction of utility projects	1	20,117	18,304	261	1,552
F433	Building completion and finishing	1	391	360	-	31
	<b>V - Bicol Region</b>	<b>79</b>	<b>2,950,625</b>	<b>2,880,720</b>	<b>4,671</b>	<b>65,234</b>
F410	Construction of buildings	26	524,841	520,609	720	3,512
F421	Construction of roads and railways	20	1,550,519	1,518,464	945	31,110
F422	Construction of utility projects	5	266,694	259,480	105	7,108
F429	Construction of other civil engineering projects	12	594,991	569,803	2,901	22,287
F432	Electrical, plumbing and other construction installation activities	17	13,582	12,364	-	1,218
	<b>VI - Western Visayas</b>	<b>101</b>	<b>1,837,115</b>	<b>1,746,193</b>	<b>5,251</b>	<b>85,671</b>
F410	Construction of buildings	45	747,409	725,415	521	21,474
F421	Construction of roads and railways	24	889,131	823,510	4,730	60,890
F422	Construction of utility projects	2	142,519	142,373	-	146
F429	Construction of other civil engineering projects	18	42,642	40,596	-	2,046
F432	Electrical, plumbing and other construction installation activities	8	7,271	6,815	-	456
F439	Other specialized construction activities	4	8,143	7,485	-	658
	<b>VII - Central Visayas</b>	<b>231</b>	<b>5,243,040</b>	<b>4,875,779</b>	<b>83,429</b>	<b>283,832</b>
F410	Construction of buildings	132	2,512,935	2,336,786	14,471	161,678
F421	Construction of roads and railways	18	1,414,893	1,322,385	48,205	44,303
F422	Construction of utility projects	10	1,019,633	941,433	20,242	57,958
F429	Construction of other civil engineering projects	12	55,958	52,807	-	3,151



**Table 3** Number of Establishments and Compensation by Type for Construction Establishments by Region and Industry Group: Philippines, 2018*(Values are in thousand PhP, except number of establishments and employment. Details may not add-up to total due to rounding and/or statistical disclosure control.)**Continued*

2009 PSIC Code	Region/Industry Description	Number of Establishments	Compensation			
			Total	Gross Salaries and Wages and Other Benefits	Separation, Retirement/ Terminal Pay, Gratuities, etc.	Total Employer's Contribution to SSS/GSIS, ECC, etc.
		(1)	(2)	(3)	(4)	(5)
F432	Electrical, plumbing and other construction installation activities	38	165,604	153,652	459	11,493
F433	Building completion and finishing	12	49,869	46,205	52	3,611
F439	Other specialized construction activities	9	24,148	22,510	-	1,638
<b>VIII - Eastern Visayas</b>		<b>68</b>	<b>1,498,595</b>	<b>1,476,183</b>	<b>1,064</b>	<b>21,349</b>
F410	Construction of buildings	31	727,375	723,731	158	3,486
F421	Construction of roads and railways	31	672,461	655,039	906	16,516
F422	Construction of utility projects	3	1,407	1,298	-	109
F429	Construction of other civil engineering projects	3	97,353	96,116	-	1,237
<b>IX - Zamboanga Peninsula</b>		<b>67</b>	<b>2,499,209</b>	<b>2,481,375</b>	<b>1,749</b>	<b>16,085</b>
F410	Construction of buildings	43	228,716	220,360	609	7,747
F421	Construction of roads and railways	5	2,197,455	2,194,967	1,140	1,349
F429	Construction of other civil engineering projects	6	63,811	57,396	-	6,415
F432	Electrical, plumbing and other construction installation activities	10	7,185	6,877	-	309
F439	Other specialized construction activities	2	2,041	1,775	-	266
<b>X - Northern Mindanao</b>		<b>99</b>	<b>3,262,432</b>	<b>3,178,326</b>	<b>6,316</b>	<b>77,790</b>
F410	Construction of buildings	34	301,892	290,819	498	10,576
F421	Construction of roads and railways	23	2,757,827	2,719,204	5,450	33,173
F422	Construction of utility projects	6	33,171	30,420	-	2,751
F429	Construction of other civil engineering projects	10	126,408	97,004	368	29,035
F432	Electrical, plumbing and other construction installation activities	18	25,110	23,104	-	2,006
F433	Building completion and finishing	6	14,658	14,565	-	93
F439	Other specialized construction activities	2	3,366	3,210	-	156

**Table 3** Number of Establishments and Compensation by Type for Construction Establishments by Region and Industry Group: Philippines, 2018*(Values are in thousand PhP, except number of establishments and employment. Details may not add-up to total due to rounding and/or statistical disclosure control.)*

Concluded						
2009 PSIC Code	Region/Industry Description	Number of Establish- ments	Compensation			
			Total	Gross Salaries and Wages and Other Benefits	Separation, Retirement/ Terminal Pay, Gratuities, etc.	Total Employer's Contribution to SSS/GSIS, ECC, etc.
		(1)	(2)	(3)	(4)	(5)
	<b>XI - Davao Region</b>	<b>140</b>	<b>2,478,270</b>	<b>2,231,148</b>	<b>80,959</b>	<b>166,163</b>
F410	Construction of buildings	53	872,389	817,194	799	54,395
F421	Construction of roads and railways	26	1,247,309	1,087,047	76,797	83,465
F422	Construction of utility projects	6	69,337	52,832	1,195	15,310
F429	Construction of other civil engineering projects	12	83,008	77,322	851	4,836
F432	Electrical, plumbing and other construction installation activities	35	137,320	131,533	497	5,289
F439	Other specialized construction activities	9	68,907	65,220	820	2,867
	<b>XII - SOCCSKSARGEN</b>	<b>48</b>	<b>708,513</b>	<b>657,497</b>	<b>2,755</b>	<b>48,262</b>
F410	Construction of buildings	22	287,611	264,694	85	22,832
F421	Construction of roads and railways	14	220,885	210,552	1,134	9,200
F422	Construction of utility projects	1	8,921	8,069	-	852
F429	Construction of other civil engineering projects	3	183,351	166,708	1,472	15,172
F432	Electrical, plumbing and other construction installation activities	6	6,879	6,687	64	128
F439	Other specialized construction activities	2	865	787	-	78
	<b>XIII - Caraga</b>	<b>31</b>	<b>1,398,038</b>	<b>1,307,622</b>	<b>928</b>	<b>89,488</b>
F410	Construction of buildings	5	61,934	57,700	133	4,101
F421	Construction of roads and railways	18	1,314,386	1,229,893	795	83,698
F429	Construction of other civil engineering projects	1	8,576	8,576	-	-
F439	Other specialized construction activities	7	13,141	11,453	-	1,689
	<b>Autonomous Region in Muslim Mindanao</b>	<b>1</b>	<b>840</b>	<b>540</b>	<b>250</b>	<b>51</b>
F421	Construction of roads and railways	1	840	540	250	51

Notes: "-" - zero value

S - suppressed

Source: Philippine Statistics Authority, 2018 Census of Philippine Business and Industry

**Table 3.1** Number of Establishments and Compensation for Direct Labor by Type for Construction Establishments by Region and Industry Group: Philippines, 2018

(Values are in thousand PhP, except number of establishments. Details may not add-up to total due to rounding and/or statistical disclosure control.)

2009 PSIC Code	Region/Industry Description	Number of Establishments	Direct Labor			
			Total	Gross Salaries and Wages and Other Benefits	Separation, Retirement/ Terminal Pay, Gratuities, etc.	Total Employer's Contribution to SSS/GSIS, ECC, etc.
		(1)	(2)	(3)	(4)	(5)
	<b>Philippines</b>	<b>2,487</b>	<b>104,853,311</b>	<b>95,284,942</b>	<b>2,894,656</b>	<b>6,673,712</b>
F410	Construction of buildings	1,115	39,533,331	36,438,703	1,009,942	2,084,686
F421	Construction of roads and railways	374	41,488,316	37,484,540	1,720,770	2,283,005
F422	Construction of utility projects	125	5,049,424	4,745,427	22,643	281,353
F429	Construction of other civil engineering projects	163	3,433,705	3,111,991	61,508	260,207
F431	Demolition and site preparation	13	2,623,575	2,386,911	14,404	222,261
F432	Electrical, plumbing and other construction installation activities	467	9,285,375	8,217,794	48,131	1,019,451
F433	Building completion and finishing	96	1,768,596	1,319,140	2,460	446,996
F439	Other specialized construction activities	134	1,670,988	1,580,436	14,798	75,754
	<b>National Capital Region</b>	<b>949</b>	<b>71,791,371</b>	<b>63,750,485</b>	<b>2,702,991</b>	<b>5,337,895</b>
F410	Construction of buildings	380	29,890,007	27,286,534	958,470	1,645,003
F421	Construction of roads and railways	92	25,168,863	21,692,230	1,595,242	1,881,391
F422	Construction of utility projects	58	2,610,791	2,385,035	19,250	206,506
F429	Construction of other civil engineering projects	61	2,056,800	1,828,379	57,952	170,469
F431	Demolition and site preparation	10	2,597,161	2,360,896	14,404	221,861
F432	Electrical, plumbing and other construction installation activities	234	7,092,371	6,167,400	45,931	879,040
F433	Building completion and finishing	63	1,306,079	1,016,660	1,703	287,717
F439	Other specialized construction activities	50	1,069,299	1,013,351	10,040	45,908
	<b>Cordillera Administrative Region</b>	<b>41</b>	<b>460,633</b>	<b>439,051</b>	<b>1,148</b>	<b>20,435</b>
F410	Construction of buildings	17	84,786	79,771	1,148	3,868
F421	Construction of roads and railways	20	359,774	343,735	-	16,039
F429	Construction of other civil engineering projects	S	S	S	S	S
F432	Electrical, plumbing and other construction installation activities	S	S	S	S	S
F439	Other specialized construction activities	S	S	S	S	S
	<b>I - Ilocos Region</b>	<b>83</b>	<b>1,747,159</b>	<b>1,724,442</b>	<b>4,699</b>	<b>18,018</b>
F410	Construction of buildings	55	1,210,562	1,204,533	371	5,658
F421	Construction of roads and railways	14	442,167	426,359	4,165	11,644

Continued

**Table 3.1** Number of Establishments and Compensation for Direct Labor by Type for Construction Establishments by Region and Industry Group: Philippines, 2018

(Values are in thousand PhP, except number of establishments. Details may not add-up to total due to rounding and/or statistical disclosure control.)

Continued

2009 PSIC Code	Region/Industry Description	Number of Establishments	Direct Labor			
			Total	Gross Salaries and Wages and Other Benefits	Separation, Retirement/ Terminal Pay, Gratuities, etc.	Total Employer's Contribution to SSS/GSIS, ECC, etc.
		(1)	(2)	(3)	(4)	(5)
F422	Construction of utility projects	S	S	S	S	S
F432	Electrical, plumbing and other construction installation activities	10	6,245	5,809	-	436
F433	Building completion and finishing	S	S	S	S	S
F439	Other specialized construction activities	S	S	S	S	S
<b>II - Cagayan Valley</b>		<b>13</b>	<b>177,734</b>	<b>172,781</b>	<b>-</b>	<b>4,953</b>
F410	Construction of buildings	5	38,089	37,697	-	392
F421	Construction of roads and railways	5	129,485	125,520	-	3,965
F422	Construction of utility projects	S	S	S	S	S
F429	Construction of other civil engineering projects	S	S	S	S	S
F432	Electrical, plumbing and other construction installation activities	S	S	S	S	S
<b>III - Central Luzon</b>		<b>212</b>	<b>6,134,801</b>	<b>5,780,275</b>	<b>12,601</b>	<b>341,925</b>
F410	Construction of buildings	118	1,515,050	1,386,264	8,000	120,786
F421	Construction of roads and railways	33	3,633,779	3,587,521	2,289	43,969
F422	Construction of utility projects	13	102,666	98,603	313	3,750
F429	Construction of other civil engineering projects	12	111,803	109,168	1,999	635
F431	Demolition and site preparation	3	26,415	26,015	-	400
F432	Electrical, plumbing and other construction installation activities	15	528,357	486,995	-	41,362
F433	Building completion and finishing	3	203,134	73,042	-	130,092
F439	Other specialized construction activities	15	13,598	12,668	-	930
<b>IVA - CALABARZON</b>		<b>296</b>	<b>5,355,157</b>	<b>4,995,588</b>	<b>52,410</b>	<b>307,159</b>
F410	Construction of buildings	132	1,278,861	1,158,314	38,276	82,271
F421	Construction of roads and railways	21	755,103	698,640	4,983	51,480
F422	Construction of utility projects	18	893,581	878,224	512	14,846
F429	Construction of other civil engineering projects	11	295,619	273,794	1,383	20,442
F432	Electrical, plumbing and other construction installation activities	74	1,404,360	1,315,792	1,741	86,827
F433	Building completion and finishing	10	226,507	198,629	757	27,121
F439	Other specialized construction activities	30	501,127	472,196	4,758	24,173

**Table 3.1** Number of Establishments and Compensation for Direct Labor by Type for Construction Establishments by Region and Industry Group: Philippines, 2018

(Values are in thousand PhP, except number of establishments. Details may not add-up to total due to rounding and/or statistical disclosure control.)

Continued

2009 PSIC Code	Region/Industry Description	Number of Establish- ments	Direct Labor			
			Total	Gross Salaries and Wages and Other Benefits	Separation, Retirement/ Terminal Pay, Gratuities, etc.	Total Employer's Contribution to SSS/GSIS, ECC, etc.
		(1)	(2)	(3)	(4)	(5)
	<b>MIMAROPA</b>	<b>27</b>	<b>524,708</b>	<b>517,390</b>	<b>1,852</b>	<b>5,466</b>
F410	Construction of buildings	17	160,393	157,849	986	1,558
F421	Construction of roads and railways	8	345,412	341,830	867	2,715
F422	Construction of utility projects	S	S	S	S	S
F433	Building completion and finishing	S	S	S	S	S
	<b>V - Bicol Region</b>	<b>79</b>	<b>2,657,491</b>	<b>2,607,755</b>	<b>650</b>	<b>49,086</b>
F410	Construction of buildings	26	511,619	508,490	650	2,479
F421	Construction of roads and railways	20	1,489,587	1,462,143	-	27,445
F422	Construction of utility projects	5	259,942	253,456	-	6,486
F429	Construction of other civil engineering projects	12	395,254	382,578	-	12,676
F432	Electrical, plumbing and other construction installation activities	17	1,088	1,088	-	-
	<b>VI - Western Visayas</b>	<b>101</b>	<b>1,443,341</b>	<b>1,380,107</b>	<b>4,428</b>	<b>58,806</b>
F410	Construction of buildings	45	647,443	633,440	287	13,716
F421	Construction of roads and railways	24	623,256	575,509	4,141	43,606
F422	Construction of utility projects	S	S	S	S	S
F429	Construction of other civil engineering projects	18	20,604	20,070	-	534
F432	Electrical, plumbing and other construction installation activities	8	6,245	5,851	-	394
F439	Other specialized construction activities	S	S	S	S	S
	<b>VII - Central Visayas</b>	<b>231</b>	<b>4,408,899</b>	<b>4,139,946</b>	<b>45,616</b>	<b>223,337</b>
F410	Construction of buildings	132	2,135,614	1,998,077	1,029	136,508
F421	Construction of roads and railways	18	1,186,495	1,114,479	42,020	29,996
F422	Construction of utility projects	10	881,057	835,229	2,109	43,720
F429	Construction of other civil engineering projects	12	43,722	41,612	-	2,109
F432	Electrical, plumbing and other construction installation activities	38	116,912	108,381	459	8,073
F433	Building completion and finishing	12	29,943	27,966	-	1,977
F439	Other specialized construction activities	9	15,156	14,202	-	954

**Table 3.1** Number of Establishments and Compensation for Direct Labor by Type for Construction Establishments by Region and Industry Group: Philippines, 2018

(Values are in thousand PhP, except number of establishments. Details may not add-up to total due to rounding and/or statistical disclosure control.)

Continued

2009 PSIC Code	Region/Industry Description	Number of Establish- ments	Direct Labor			
			Total	Gross Salaries and Wages and Other Benefits	Separation, Retirement/ Terminal Pay, Gratuities, etc.	Total Employer's Contribution to SSS/GSIS, ECC, etc.
		(1)	(2)	(3)	(4)	(5)
	<b>VIII - Eastern Visayas</b>	<b>68</b>	<b>1,171,806</b>	<b>1,163,403</b>	<b>583</b>	<b>7,820</b>
F410	Construction of buildings	31	619,720	618,880	83	757
F421	Construction of roads and railways	31	454,264	447,987	500	5,777
F422	Construction of utility projects	3	1,102	993	-	109
F429	Construction of other civil engineering projects	3	96,720	95,543	-	1,177
	<b>IX - Zamboanga Peninsula</b>	<b>67</b>	<b>2,391,725</b>	<b>2,383,636</b>	<b>558</b>	<b>7,531</b>
F410	Construction of buildings	43	161,529	159,493	558	1,478
F421	Construction of roads and railways	5	2,170,183	2,170,159	-	24
F429	Construction of other civil engineering projects	S	S	S	S	S
F432	Electrical, plumbing and other construction installation activities	10	-	-	-	-
F439	Other specialized construction activities	S	S	S	S	S
	<b>X - Northern Mindanao</b>	<b>99</b>	<b>2,946,385</b>	<b>2,875,748</b>	<b>5,559</b>	<b>65,078</b>
F410	Construction of buildings	34	246,414	238,868	-	7,547
F421	Construction of roads and railways	23	2,559,806	2,527,517	5,385	26,905
F422	Construction of utility projects	6	17,283	15,883	-	1,401
F429	Construction of other civil engineering projects	10	112,237	83,574	174	28,489
F432	Electrical, plumbing and other construction installation activities	18	6,093	5,414	-	678
F433	Building completion and finishing	S	S	S	S	S
F439	Other specialized construction activities	S	S	S	S	S
	<b>XI - Davao Region</b>	<b>140</b>	<b>1,969,000</b>	<b>1,791,812</b>	<b>61,461</b>	<b>115,727</b>
F410	Construction of buildings	53	769,075	722,016	70	46,988
F421	Construction of roads and railways	26	960,394	839,285	61,095	60,015
F422	Construction of utility projects	6	27,169	24,904	296	1,968
F429	Construction of other civil engineering projects	12	51,454	48,228	-	3,226
F432	Electrical, plumbing and other construction installation activities	35	114,026	111,762	-	2,264
F439	Other specialized construction activities	9	46,882	45,617	-	1,265

**Table 3.1** Number of Establishments and Compensation for Direct Labor by Type for Construction Establishments by Region and Industry Group: Philippines, 2018

(Values are in thousand PhP, except number of establishments. Details may not add-up to total due to rounding and/or statistical disclosure control.)

Concluded

2009 PSIC Code	Region/Industry Description	Number of Establish- ments	Direct Labor			
			Total	Gross Salaries and Wages and Other Benefits	Separation, Retirement/ Terminal Pay, Gratuities, etc.	Total Employer's Contribution to SSS/GSIS, ECC, etc.
		(1)	(2)	(3)	(4)	(5)
	<b>XII - SOCCSKSARGEN</b>	<b>48</b>	<b>545,134</b>	<b>510,227</b>	<b>-</b>	<b>34,907</b>
F410	Construction of buildings	22	216,660	201,792	-	14,868
F421	Construction of roads and railways	14	147,815	142,972	-	4,843
F422	Construction of utility projects	S	S	S	S	S
F429	Construction of other civil engineering projects	3	170,160	155,741	-	14,419
F432	Electrical, plumbing and other construction installation activities	6	2,909	2,909	-	-
F439	Other specialized construction activities	S	S	S	S	S
	<b>XIII - Caraga</b>	<b>31</b>	<b>1,127,682</b>	<b>1,052,121</b>	<b>15</b>	<b>75,546</b>
F410	Construction of buildings	S	S	S	S	S
F421	Construction of roads and railways	18	1,061,647	988,481	-	73,166
F429	Construction of other civil engineering projects	S	S	S	S	S
F439	Other specialized construction activities	7	12,055	10,483	-	1,572
	<b>Autonomous Region in Muslim Mindanao</b>	<b>S</b>	<b>S</b>	<b>S</b>	<b>S</b>	<b>S</b>
F421	Construction of roads and railways	S	S	S	S	S

Notes: 1. "-" – zero value

2. S - suppressed

Source: Philippine Statistics Authority, 2018 Census of Philippine Business and Industry

**Table 3.2** Number of Establishments and Compensation for Indirect Labor by Type for Construction Establishments by Region and Industry Group: Philippines, 2018*(Values are in thousand PhP, except number of establishments. Details may not add-up to total due to rounding and/or statistical disclosure control.)*

2009 PSIC Code	Region/Industry Description	Number of Establish- ments	Indirect Labor			
			Total	Gross Salaries and Wages and Other Benefits	Separation, Retirement/ Terminal Pay, Gratuities, etc.	Total Employer's Contribution to SSS/GSIS, ECC, etc.
		(1)	(2)	(3)	(4)	(5)
	<b>Philippines</b>	<b>2,487</b>	<b>19,257,207,525</b>	<b>17,132,380,269</b>	<b>799,447,711</b>	<b>1,325,379,545</b>
F410	Construction of buildings	1,115	6,075,745,129	5,500,122,243	177,077,949	398,544,937
F421	Construction of roads and railways	374	5,499,919,792	4,897,344,536	275,886,013	326,689,243
F422	Construction of utility projects	125	1,249,906,350	942,743,154	209,385,128	97,778,068
F429	Construction of other civil engineering projects	163	1,060,379,836	946,450,829	38,828,477	75,100,530
F431	Demolition and site preparation	13	182,195,850	168,348,129	876,197	12,971,524
F432	Electrical, plumbing and other construction installation activities	467	3,574,110,626	3,182,442,870	67,408,557	324,259,199
F433	Building completion and finishing	96	710,098,985	638,607,917	23,696,695	47,794,374
F439	Other specialized construction activities	134	904,850,958	856,320,591	6,288,697	42,241,670
	<b>National Capital Region</b>	<b>949</b>	<b>13,118,401,265</b>	<b>11,663,808,845</b>	<b>516,336,595</b>	<b>938,255,825</b>
F410	Construction of buildings	380	4,030,417,208	3,629,116,131	148,208,304	253,092,772
F421	Construction of roads and railways	92	3,141,577,838	2,714,003,917	236,938,382	190,635,538
F422	Construction of utility projects	58	741,642,552	662,839,115	18,355,100	60,448,337
F429	Construction of other civil engineering projects	61	708,375,524	619,104,146	33,147,713	56,123,665
F431	Demolition and site preparation	10	176,605,961	163,201,326	876,197	12,528,439
F432	Electrical, plumbing and other construction installation activities	234	2,963,441,688	2,616,533,780	53,637,416	293,270,492
F433	Building completion and finishing	63	607,685,838	544,360,395	21,125,994	42,199,449
F439	Other specialized construction activities	50	748,654,656	714,650,034	4,047,489	29,957,132
	<b>Cordillera Administrative Region</b>	<b>41</b>	<b>101,427,444</b>	<b>89,782,453</b>	<b>869,292</b>	<b>10,775,699</b>
F410	Construction of buildings	17	25,698,075	22,992,614	869,292	1,836,169
F421	Construction of roads and railways	20	72,078,132	63,403,490	-	8,674,642
F429	Construction of other civil engineering projects	S	S	S	S	S
F432	Electrical, plumbing and other construction installation activities	S	S	S	S	S
F439	Other specialized construction activities	S	S	S	S	S

Continued



**Table 3.2** Number of Establishments and Compensation for Indirect Labor by Type for Construction Establishments by Region and Industry Group: Philippines, 2018

(Values are in thousand PhP, except number of establishments. Details may not add-up to total due to rounding and/or statistical disclosure control.)

Continued

2009 PSIC Code	Region/Industry Description	Number of Establish- ments	Indirect Labor			
			Total	Gross Salaries and Wages and Other Benefits	Separation, Retirement/ Terminal Pay, Gratuities, etc.	Total Employer's Contribution to SSS/GSIS, ECC, etc.
		(1)	(2)	(3)	(4)	(5)
	<b>I - Ilocos Region</b>	<b>83</b>	<b>207,550,770</b>	<b>192,081,164</b>	<b>3,219,873</b>	<b>12,249,733</b>
F410	Construction of buildings	55	88,691,938	82,087,474	2,957,883	3,646,581
F421	Construction of roads and railways	14	94,762,191	87,199,591	261,990	7,300,610
F422	Construction of utility projects	S	S	S	S	S
F432	Electrical, plumbing and other construction installation activities	10	-	-	-	-
F433	Building completion and finishing	S	S	S	S	S
F439	Other specialized construction activities	S	S	S	S	S
	<b>II - Cagayan Valley</b>	<b>13</b>	<b>133,552,277</b>	<b>124,752,252</b>	<b>857,832</b>	<b>7,942,193</b>
F410	Construction of buildings	5	3,707,239	3,185,966	-	521,273
F421	Construction of roads and railways	5	128,285,815	120,094,084	857,832	7,333,899
F422	Construction of utility projects	S	S	S	S	S
F429	Construction of other civil engineering projects	S	S	S	S	S
F432	Electrical, plumbing and other construction installation activities	S	S	S	S	S
	<b>III - Central Luzon</b>	<b>212</b>	<b>895,337,774</b>	<b>829,164,051</b>	<b>17,237,111</b>	<b>48,936,612</b>
F410	Construction of buildings	118	405,466,577	366,423,358	6,590,351	32,452,867
F421	Construction of roads and railways	33	263,910,487	248,185,015	7,243,715	8,481,757
F422	Construction of utility projects	13	27,473,682	25,327,609	475,994	1,670,079
F429	Construction of other civil engineering projects	12	14,741,038	13,637,694	128,362	974,982
F431	Demolition and site preparation	3	5,589,888	5,146,803	-	443,085
F432	Electrical, plumbing and other construction installation activities	15	154,825,728	149,559,672	2,328,710	2,937,345
F433	Building completion and finishing	3	14,772,138	13,453,800	469,979	848,359
F439	Other specialized construction activities	15	8,558,235	7,430,099	-	1,128,136
	<b>IVA - CALABARZON</b>	<b>296</b>	<b>1,563,868,703</b>	<b>1,280,333,128</b>	<b>190,642,725</b>	<b>92,892,849</b>
F410	Construction of buildings	132	599,689,689	554,165,659	2,164,484	43,359,546
F421	Construction of roads and railways	21	174,964,785	159,923,785	2,837,713	12,203,287
F422	Construction of utility projects	18	250,758,463	74,928,413	171,155,462	4,674,588

**Table 3.2** Number of Establishments and Compensation for Indirect Labor by Type for Construction Establishments by Region and Industry Group: Philippines, 2018

(Values are in thousand PhP, except number of establishments. Details may not add-up to total due to rounding and/or statistical disclosure control.)

Continued

2009 PSIC Code	Region/Industry Description	Number of Establishments	Indirect Labor			
			Total	Gross Salaries and Wages and Other Benefits	Separation, Retirement/ Terminal Pay, Gratuities, etc.	Total Employer's Contribution to SSS/GSIS, ECC, etc.
		(1)	(2)	(3)	(4)	(5)
F429	Construction of other civil engineering projects	11	35,892,201	33,326,438	134,134	2,431,629
F432	Electrical, plumbing and other construction installation activities	74	338,988,692	308,911,258	10,881,096	19,196,338
F433	Building completion and finishing	10	55,505,983	50,414,079	2,048,410	3,043,494
F439	Other specialized construction activities	30	108,068,889	98,663,496	1,421,427	7,983,967
	<b>MIMAROPA</b>	<b>27</b>	<b>99,826,422</b>	<b>94,331,440</b>	<b>1,908,181</b>	<b>3,586,801</b>
F410	Construction of buildings	17	40,786,917	38,011,376	985,615	1,789,926
F421	Construction of roads and railways	8	57,433,794	55,366,791	661,294	1,405,709
F422	Construction of utility projects	S	S	S	S	S
F433	Building completion and finishing	S	S	S	S	S
	<b>V - Bicol Region</b>	<b>79</b>	<b>288,434,553</b>	<b>268,692,705</b>	<b>4,021,375</b>	<b>15,720,473</b>
F410	Construction of buildings	26	12,081,504	11,018,973	69,762	992,770
F421	Construction of roads and railways	20	60,931,207	56,321,210	944,984	3,665,014
F422	Construction of utility projects	5	3,191,585	2,852,207	105,374	234,004
F429	Construction of other civil engineering projects	12	199,736,731	187,224,809	2,901,256	9,610,666
F432	Electrical, plumbing and other construction installation activities	17	12,493,526	11,275,506	-	1,218,020
	<b>VI - Western Visayas</b>	<b>101</b>	<b>383,994,438</b>	<b>356,306,371</b>	<b>823,031</b>	<b>26,865,037</b>
F410	Construction of buildings	45	99,586,641	91,595,551	233,392	7,757,699
F421	Construction of roads and railways	24	256,474,370	238,600,863	589,639	17,283,869
F422	Construction of utility projects	S	S	S	S	S
F429	Construction of other civil engineering projects	18	22,037,748	20,526,232	-	1,511,516
F432	Electrical, plumbing and other construction installation activities	8	1,025,689	963,689	-	62,000
F439	Other specialized construction activities	S	S	S	S	S
	<b>VII - Central Visayas</b>	<b>231</b>	<b>826,583,796</b>	<b>729,204,800</b>	<b>37,812,775</b>	<b>59,566,221</b>
F410	Construction of buildings	132	372,732,510	334,908,482	13,442,653	24,381,375

**Table 3.2** Number of Establishments and Compensation for Indirect Labor by Type for Construction Establishments by Region and Industry Group: Philippines, 2018

(Values are in thousand PhP, except number of establishments. Details may not add-up to total due to rounding and/or statistical disclosure control.)

Continued

2009 PSIC Code	Region/Industry Description	Number of Establish- ments	Indirect Labor			
			Total	Gross Salaries and Wages and Other Benefits	Separation, Retirement/ Terminal Pay, Gratuities, etc.	Total Employer's Contribution to SSS/GSIS, ECC, etc.
		(1)	(2)	(3)	(4)	(5)
F421	Construction of roads and railways	18	225,429,610	205,078,221	6,184,634	14,166,754
F422	Construction of utility projects	10	138,575,511	106,204,264	18,133,175	14,238,072
F429	Construction of other civil engineering projects	12	12,236,626	11,194,917	-	1,041,709
F432	Electrical, plumbing and other construction installation activities	38	48,691,933	45,271,469	-	3,420,465
F433	Building completion and finishing	12	19,925,536	18,239,039	52,312	1,634,185
F439	Other specialized construction activities	9	8,992,069	8,308,409	-	683,660
	<b>VIII - Eastern Visayas</b>	<b>68</b>	<b>319,024,108</b>	<b>305,269,226</b>	<b>480,513</b>	<b>13,274,369</b>
F410	Construction of buildings	31	100,155,192	97,572,989	74,500	2,507,703
F421	Construction of roads and railways	31	217,930,709	206,818,552	406,013	10,706,144
F422	Construction of utility projects	3	304,985	304,985	-	-
F429	Construction of other civil engineering projects	3	633,222	572,700	-	60,522
	<b>IX - Zamboanga Peninsula</b>	<b>67</b>	<b>103,790,585</b>	<b>94,370,399</b>	<b>1,190,575</b>	<b>8,229,611</b>
F410	Construction of buildings	43	63,494,125	57,498,454	51,000	5,944,672
F421	Construction of roads and railways	5	27,272,020	24,808,042	1,139,575	1,324,403
F429	Construction of other civil engineering projects	S	S	S	S	S
F432	Electrical, plumbing and other construction installation activities	10	7,185,229	6,876,662	-	308,566
F439	Other specialized construction activities	S	S	S	S	S
	<b>X - Northern Mindanao</b>	<b>99</b>	<b>273,946,873</b>	<b>263,335,599</b>	<b>756,997</b>	<b>9,854,277</b>
F410	Construction of buildings	34	46,014,805	43,859,172	497,589	1,658,044
F421	Construction of roads and railways	23	166,212,421	160,536,400	65,000	5,611,021
F422	Construction of utility projects	6	15,887,759	14,537,909	-	1,349,850
F429	Construction of other civil engineering projects	10	14,170,656	13,430,638	194,408	545,610
F432	Electrical, plumbing and other construction installation activities	18	18,188,468	17,689,549	-	498,919
F433	Building completion and finishing	S	S	S	S	S
F439	Other specialized construction activities	S	S	S	S	S

**Table 3.2** Number of Establishments and Compensation for Indirect Labor by Type for Construction Establishments by Region and Industry Group: Philippines, 2018

(Values are in thousand PhP, except number of establishments. Details may not add-up to total due to rounding and/or statistical disclosure control.)

Concluded

2009 PSIC Code	Region/Industry Description	Number of Establish- ments	Indirect Labor			
			Total	Gross Salaries and Wages and Other Benefits	Separation, Retirement/ Terminal Pay, Gratuities, etc.	Total Employer's Contribution to SSS/GSIS, ECC, etc.
		(1)	(2)	(3)	(4)	(5)
<b>XI - Davao Region</b>		<b>140</b>	<b>508,730,453</b>	<b>438,796,674</b>	<b>19,497,874</b>	<b>50,435,905</b>
F410	Construction of buildings	53	102,774,777	94,638,599	729,371	7,406,807
F421	Construction of roads and railways	26	286,914,278	247,762,582	15,701,742	23,449,954
F422	Construction of utility projects	6	42,168,340	27,927,557	898,751	13,342,032
F429	Construction of other civil engineering projects	12	31,554,331	29,093,464	850,734	1,610,133
F432	Electrical, plumbing and other construction installation activities	35	23,293,920	19,771,880	497,495	3,024,544
F439	Other specialized construction activities	9	22,024,808	19,602,592	819,781	1,602,435
<b>XII - SOCCSKSARGEN</b>		<b>48</b>	<b>163,379,527</b>	<b>147,269,512</b>	<b>2,754,572</b>	<b>13,355,443</b>
F410	Construction of buildings	22	70,951,408	62,901,787	85,362	7,964,259
F421	Construction of roads and railways	14	73,070,120	67,579,599	1,133,500	4,357,021
F422	Construction of utility projects	S	S	S	S	S
F429	Construction of other civil engineering projects	3	13,190,852	10,966,528	1,471,870	752,454
F432	Electrical, plumbing and other construction installation activities	6	3,969,978	3,777,686	63,840	128,451
F439	Other specialized construction activities	S	S	S	S	S
<b>XIII - Caraga</b>		<b>31</b>	<b>268,970,688</b>	<b>254,631,651</b>	<b>913,390</b>	<b>13,425,647</b>
F410	Construction of buildings	S	S	S	S	S
F421	Construction of roads and railways	18	252,284,165	241,412,393	795,000	10,076,772
F429	Construction of other civil engineering projects	S	S	S	S	S
F439	Other specialized construction activities	7	1,086,400	970,000	-	116,400
<b>Autonomous Region in Muslim Mindanao</b>		<b>S</b>	<b>S</b>	<b>S</b>	<b>S</b>	<b>S</b>
F421	Construction of roads and railways	S	S	S	S	S

Notes: 1. "-" – zero value

2. S - suppressed

Source: Philippine Statistics Authority, 2018 Census of Philippine Business and Industry

**Table 4** Number of Establishments and Value of Output for Construction Establishments by Region and Industry Group: Philippines, 2018

(Values are in thousand PhP, except number of establishments. Details may not add-up to total due to rounding and/or statistical disclosure control.)

2009 PSIC Code	Region/Industry Description	Number of Establishments	Value of Output			
			Total	Revenue from Domestic Construction Activities	Net Income Earned from Construction Activities Abroad	Contract and Commission Work Done for Others
		(1)	(2)	(3)	(4)	(5)
	<b>Philippines</b>	<b>2,487</b>	<b>696,639,506</b>	<b>689,669,185</b>	<b>198,243</b>	<b>2,828,992</b>
F410	Construction of buildings	1,115	312,467,437	307,254,953	118,045	2,414,691
F421	Construction of roads and railways	374	220,418,937	220,375,335	59,037	214,120
F422	Construction of utility projects	125	33,312,874	33,013,159	3,136	122,919
F429	Construction of other civil engineering projects	163	31,338,826	31,232,545	16,250	2,964
F431	Demolition and site preparation	13	7,564,828	7,563,155	-	-
F432	Electrical, plumbing and other construction installation activities	467	62,005,282	60,747,606	-	63,652
F433	Building completion and finishing	96	16,648,296	16,721,145	1,775	9,037
F439	Other specialized construction activities	134	12,883,026	12,761,286	-	1,609
	<b>National Capital Region</b>	<b>949</b>	<b>439,405,696</b>	<b>434,516,396</b>	<b>166,643</b>	<b>2,312,597</b>
F410	Construction of buildings	380	233,125,645	229,100,364	118,045	2,055,805
F421	Construction of roads and railways	92	88,573,285	89,132,222	27,502	158,540
F422	Construction of utility projects	58	21,344,628	21,207,850	3,136	27,108
F429	Construction of other civil engineering projects	61	18,923,152	18,887,932	16,185	-
F431	Demolition and site preparation	10	7,482,837	7,482,837	-	-
F432	Electrical, plumbing and other construction installation activities	234	47,555,839	46,277,223	-	61,449
F433	Building completion and finishing	63	14,513,999	14,591,517	1,775	8,200
F439	Other specialized construction activities	50	7,886,309	7,836,452	-	1,495
	<b>Cordillera Administrative Region</b>	<b>41</b>	<b>5,791,455</b>	<b>5,701,325</b>	<b>-</b>	<b>4,850</b>
F410	Construction of buildings	17	731,216	731,076	-	-
F421	Construction of roads and railways	20	4,989,339	4,899,348	-	4,850
F429	Construction of other civil engineering projects	S	S	S	S	S
F432	Electrical, plumbing and other construction installation activities	S	S	S	S	S
F439	Other specialized construction activities	S	S	S	S	S
	<b>I - Ilocos Region</b>	<b>83</b>	<b>11,562,639</b>	<b>11,316,278</b>	<b>-</b>	<b>-</b>
F410	Construction of buildings	55	6,218,790	5,983,497	-	-

Continued

**Table 4** Number of Establishments and Value of Output for Construction Establishments by Region and Industry Group: Philippines, 2018

(Values are in thousand PhP, except number of establishments. Details may not add-up to total due to rounding and/or statistical disclosure control.)

Continued

2009 PSIC Code	Region/Industry Description	Number of Establishments	Value of Output			
			Total	Revenue from Domestic Construction Activities	Net Income Earned from Construction Activities Abroad	Contract and Commission Work Done for Others
		(1)	(2)	(3)	(4)	(5)
F421	Construction of roads and railways	14	4,432,131	4,422,634	-	-
F422	Construction of utility projects	S	S	S	S	S
F432	Electrical, plumbing and other construction installation activities	10	49,536	49,536	-	-
F433	Building completion and finishing	S	S	S	S	S
F439	Other specialized construction activities	S	S	S	S	S
<b>II - Cagayan Valley</b>		<b>13</b>	<b>4,156,007</b>	<b>4,155,837</b>	-	-
F410	Construction of buildings	5	2,667,892	2,667,892	-	-
F421	Construction of roads and railways	5	1,391,551	1,391,381	-	-
F422	Construction of utility projects	S	S	S	S	S
F429	Construction of other civil engineering projects	S	S	S	S	S
F432	Electrical, plumbing and other construction installation activities	S	S	S	S	S
<b>III - Central Luzon</b>		<b>212</b>	<b>42,560,468</b>	<b>42,159,268</b>	-	<b>114</b>
F410	Construction of buildings	118	16,275,127	16,082,661	-	-
F421	Construction of roads and railways	33	21,763,366	21,606,493	-	-
F422	Construction of utility projects	13	942,123	936,160	-	-
F429	Construction of other civil engineering projects	12	499,557	497,837	-	-
F431	Demolition and site preparation	3	81,991	80,318	-	-
F432	Electrical, plumbing and other construction installation activities	15	1,991,419	1,986,530	-	-
F433	Building completion and finishing	3	789,281	789,281	-	-
F439	Other specialized construction activities	15	217,604	179,988	-	114
<b>IVA - CALABARZON</b>		<b>296</b>	<b>33,201,738</b>	<b>32,860,709</b>	-	<b>437,958</b>
F410	Construction of buildings	132	10,832,150	10,479,584	-	347,719
F421	Construction of roads and railways	21	7,494,248	7,498,522	-	960
F422	Construction of utility projects	18	2,787,042	2,698,576	-	88,467
F429	Construction of other civil engineering projects	11	1,283,852	1,283,852	-	-
F432	Electrical, plumbing and other construction installation activities	74	7,141,151	7,244,590	-	812
F433	Building completion and finishing	10	1,052,615	1,050,626	-	-
F439	Other specialized construction activities	30	2,610,679	2,604,960	-	-

**Table 4** Number of Establishments and Value of Output for Construction Establishments by Region and Industry Group: Philippines, 2018

(Values are in thousand PhP, except number of establishments. Details may not add-up to total due to rounding and/or statistical disclosure control.)

Continued

2009 PSIC Code	Region/Industry Description	Number of Establish- ments	Value of Output			
			Total	Revenue from Domestic Construction Activities	Net Income Earned from Construction Activities Abroad	Contract and Commission Work Done for Others
		(1)	(2)	(3)	(4)	(5)
	<b>MIMAROPA</b>	<b>27</b>	<b>4,518,730</b>	<b>4,451,311</b>	<b>-</b>	<b>-</b>
F410	Construction of buildings	17	1,414,434	1,349,362	-	-
F421	Construction of roads and railways	8	2,739,464	2,737,116	-	-
F422	Construction of utility projects	S	S	S	S	S
F433	Building completion and finishing	S	S	S	S	S
	<b>V - Bicol Region</b>	<b>79</b>	<b>22,466,273</b>	<b>22,431,070</b>	<b>31,535</b>	<b>-</b>
F410	Construction of buildings	26	3,173,886	3,173,886	-	-
F421	Construction of roads and railways	20	10,754,979	10,720,788	31,535	-
F422	Construction of utility projects	5	1,369,171	1,369,171	-	-
F429	Construction of other civil engineering projects	12	7,004,341	7,003,841	-	-
F432	Electrical, plumbing and other construction installation activities	17	163,896	163,385	-	-
	<b>VI - Western Visayas</b>	<b>101</b>	<b>13,827,401</b>	<b>13,748,759</b>	<b>-</b>	<b>12,066</b>
F410	Construction of buildings	45	3,497,901	3,497,901	-	-
F421	Construction of roads and railways	24	9,096,926	9,063,914	-	10,675
F422	Construction of utility projects	S	S	S	S	S
F429	Construction of other civil engineering projects	18	624,527	608,834	-	-
F432	Electrical, plumbing and other construction installation activities	8	38,877	37,485	-	1,391
F439	Other specialized construction activities	S	S	S	S	S
	<b>VII - Central Visayas</b>	<b>231</b>	<b>30,937,538</b>	<b>30,828,958</b>	<b>65</b>	<b>4,367</b>
F410	Construction of buildings	132	12,928,256	12,863,366	-	566
F421	Construction of roads and railways	18	11,275,104	11,267,523	-	-
F422	Construction of utility projects	10	4,828,246	4,797,809	-	-
F429	Construction of other civil engineering projects	12	245,455	242,426	65	2,964
F432	Electrical, plumbing and other construction installation activities	38	916,303	914,498	-	-
F433	Building completion and finishing	12	245,945	245,108	-	837
F439	Other specialized construction activities	9	498,229	498,229	-	-

**Table 4** Number of Establishments and Value of Output for Construction Establishments by Region and Industry Group: Philippines, 2018

(Values are in thousand PhP, except number of establishments. Details may not add-up to total due to rounding and/or statistical disclosure control.)

Continued

2009 PSIC Code	Region/Industry Description	Number of Establishments	Value of Output			
			Total	Revenue from Domestic Construction Activities	Net Income Earned from Construction Activities Abroad	Contract and Commission Work Done for Others
		(1)	(2)	(3)	(4)	(5)
	<b>VIII - Eastern Visayas</b>	<b>68</b>	<b>12,493,738</b>	<b>12,328,988</b>	-	-
F410	Construction of buildings	31	4,010,927	3,986,216	-	-
F421	Construction of roads and railways	31	8,085,877	7,945,484	-	-
F422	Construction of utility projects	3	3,246	3,246	-	-
F429	Construction of other civil engineering projects	3	393,688	394,042	-	-
	<b>IX - Zamboanga Peninsula</b>	<b>67</b>	<b>8,832,012</b>	<b>8,754,631</b>	-	-
F410	Construction of buildings	43	2,447,171	2,435,066	-	-
F421	Construction of roads and railways	5	3,206,575	3,206,575	-	-
F429	Construction of other civil engineering projects	S	S	S	S	S
F432	Electrical, plumbing and other construction installation activities	10	2,765,073	2,753,654	-	-
F439	Other specialized construction activities	S	S	S	S	S
	<b>X - Northern Mindanao</b>	<b>99</b>	<b>16,598,829</b>	<b>16,482,619</b>	-	<b>39,095</b>
F410	Construction of buildings	34	2,316,801	2,309,687	-	-
F421	Construction of roads and railways	23	13,407,386	13,314,975	-	39,095
F422	Construction of utility projects	6	132,118	131,078	-	-
F429	Construction of other civil engineering projects	10	564,035	567,419	-	-
F432	Electrical, plumbing and other construction installation activities	18	121,359	102,600	-	-
F433	Building completion and finishing	S	S	S	S	S
F439	Other specialized construction activities	S	S	S	S	S
	<b>XI - Davao Region</b>	<b>140</b>	<b>25,615,617</b>	<b>25,378,290</b>	-	<b>7,344</b>
F410	Construction of buildings	53	5,516,701	5,360,511	-	-
F421	Construction of roads and railways	26	16,790,068	16,789,686	-	-
F422	Construction of utility projects	6	233,514	196,484	-	7,344
F429	Construction of other civil engineering projects	12	720,452	720,452	-	-
F432	Electrical, plumbing and other construction installation activities	35	1,167,312	1,123,589	-	-
F439	Other specialized construction activities	9	1,187,569	1,187,569	-	-



**Table 4** Number of Establishments and Value of Output for Construction Establishments by Region and Industry Group: Philippines, 2018

(Values are in thousand PhP, except number of establishments. Details may not add-up to total due to rounding and/or statistical disclosure control.)

Continued

2009 PSIC Code	Region/Industry Description	Number of Establish- ments	Value of Output			
			Total	Revenue from Domestic Construction Activities	Net Income Earned from Construction Activities Abroad	Contract and Commission Work Done for Others
		(1)	(2)	(3)	(4)	(5)
	<b>XII - SOCCSKSARGEN</b>	<b>48</b>	<b>10,954,037</b>	<b>10,872,162</b>	<b>-</b>	<b>10,600</b>
F410	Construction of buildings	22	6,700,555	6,630,473	-	10,600
F421	Construction of roads and railways	14	3,497,702	3,485,909	-	-
F422	Construction of utility projects	S	S	S	S	S
F429	Construction of other civil engineering projects	3	627,408	627,408	-	-
F432	Electrical, plumbing and other construction installation activities	6	45,769	45,769	-	-
F439	Other specialized construction activities	S	S	S	S	S
	<b>XIII - Caraga</b>	<b>31</b>	<b>13,587,269</b>	<b>13,552,334</b>	<b>-</b>	<b>-</b>
F410	Construction of buildings	S	S	S	S	S
F421	Construction of roads and railways	18	12,790,875	12,762,514	-	-
F429	Construction of other civil engineering projects	S	S	S	S	S
F439	Other specialized construction activities	7	134,773	134,773	-	-
	<b>Autonomous Region in Muslim Mindanao</b>	<b>S</b>	<b>S</b>	<b>S</b>	<b>S</b>	<b>S</b>
F421	Construction of roads and railways	S	S	S	S	S

**Table 4** Number of Establishments and Value of Output for Construction Establishments by Region and Industry Group: Philippines, 2018

(Values are in thousand PhP, except number of establishments. Details may not add-up to total due to rounding and/or statistical disclosure control.)

Continued

2009 PSIC Code	Region/Industry Description	Value of Output			
		Revenue from Products Sold	Sale of Goods Less Cost of Goods Sold	Tangible Fixed Assets Produced on Own Account	Change in Inventory of Finished Products and Work-in- Progress
		(6)	(7)	(8)	(9)
	<b>Philippines</b>	<b>1,836,959</b>	<b>1,826,455</b>	<b>1,000,577</b>	<b>-720,904</b>
F410	Construction of buildings	1,545,936	310,966	751,799	71,047
F421	Construction of roads and railways	253,196	168,626	180,466	-831,843
F422	Construction of utility projects	47,987	95,017	253	30,403
F429	Construction of other civil engineering projects	15,941	3,013	-	68,113
F431	Demolition and site preparation	-	1,673	-	-
F432	Electrical, plumbing and other construction installation activities	-26,829	1,195,308	848	24,697
F433	Building completion and finishing	125	4,078	-	-87,864
F439	Other specialized construction activities	603	47,773	67,211	4,544
	<b>National Capital Region</b>	<b>1,030,152</b>	<b>1,399,942</b>	<b>872,305</b>	<b>-892,339</b>
F410	Construction of buildings	985,796	115,055	750,580	-
F421	Construction of roads and railways	1,875	30,786	82,808	-860,448
F422	Construction of utility projects	42,317	63,964	253	-
F429	Construction of other civil engineering projects	-	2,616	-	16,420
F431	Demolition and site preparation	-	-	-	-
F432	Electrical, plumbing and other construction installation activities	39	1,182,504	-	34,625
F433	Building completion and finishing	125	247	-	-87,864
F439	Other specialized construction activities	-	4,770	38,665	4,928
	<b>Cordillera Administrative Region</b>	<b>53,384</b>	<b>139</b>	<b>420</b>	<b>31,336</b>
F410	Construction of buildings	-	139	-	-
F421	Construction of roads and railways	53,384	-	420	31,336
F429	Construction of other civil engineering projects	S	S	S	S
F432	Electrical, plumbing and other construction installation activities	S	S	S	S
F439	Other specialized construction activities	S	S	S	S
	<b>I - Ilocos Region</b>	<b>209,381</b>	<b>36,980</b>	<b>-</b>	<b>-</b>
F410	Construction of buildings	209,381	25,912	-	-
F421	Construction of roads and railways	-	9,497	-	-

**Table 4** Number of Establishments and Value of Output for Construction Establishments by Region and Industry Group: Philippines, 2018

(Values are in thousand PhP, except number of establishments. Details may not add-up to total due to rounding and/or statistical disclosure control.)

Continued

2009 PSIC Code	Region/Industry Description	Value of Output			
		Revenue from Products Sold	Sale of Goods Less Cost of Goods Sold	Tangible Fixed Assets Produced on Own Account	Change in Inventory of Finished Products and Work-in- Progress
		(6)	(7)	(8)	(9)
F422	Construction of utility projects	S	S	S	S
F432	Electrical, plumbing and other construction installation activities	-	-	-	-
F433	Building completion and finishing	S	S	S	S
F439	Other specialized construction activities	S	S	S	S
	<b>II - Cagayan Valley</b>	<b>6,832</b>	<b>-</b>	<b>-</b>	<b>-6,661</b>
F410	Construction of buildings	-	-	-	-
F421	Construction of roads and railways	6,832	-	-	-6,661
F422	Construction of utility projects	S	S	S	S
F429	Construction of other civil engineering projects	S	S	S	S
F432	Electrical, plumbing and other construction installation activities	S	S	S	S
	<b>III - Central Luzon</b>	<b>304,394</b>	<b>82,970</b>	<b>-</b>	<b>13,722</b>
F410	Construction of buildings	187,128	10,260	-	-4,922
F421	Construction of roads and railways	138,498	1,473	-	16,902
F422	Construction of utility projects	-21,836	27,799	-	-
F429	Construction of other civil engineering projects	-	-	-	1,720
F431	Demolition and site preparation	-	1,673	-	-
F432	Electrical, plumbing and other construction installation activities	-	4,889	-	-
F433	Building completion and finishing	-	-	-	-
F439	Other specialized construction activities	603	36,876	-	23
	<b>IVA - CALABARZON</b>	<b>-125,476</b>	<b>8,116</b>	<b>900</b>	<b>19,532</b>
F410	Construction of buildings	-29,180	-	51	33,976
F421	Construction of roads and railways	-	-	-	-5,233
F422	Construction of utility projects	-	-	-	-
F429	Construction of other civil engineering projects	-	-	-	-
F432	Electrical, plumbing and other construction installation activities	-96,296	-	848	-8,804
F433	Building completion and finishing	-	1,989	-	-
F439	Other specialized construction activities	-	6,127	-	-407

**Table 4** Number of Establishments and Value of Output for Construction Establishments by Region and Industry Group: Philippines, 2018

(Values are in thousand PhP, except number of establishments. Details may not add-up to total due to rounding and/or statistical disclosure control.)

Continued

2009 PSIC Code	Region/Industry Description	Value of Output			
		Revenue from Products Sold	Sale of Goods Less Cost of Goods Sold	Tangible Fixed Assets Produced on Own Account	Change in Inventory of Finished Products and Work-in- Progress
		(6)	(7)	(8)	(9)
	<b>MIMAROPA</b>	<b>65,071</b>	<b>2,348</b>	<b>-</b>	<b>-</b>
F410	Construction of buildings	65,071	-	-	-
F421	Construction of roads and railways	-	2,348	-	-
F422	Construction of utility projects	S	S	S	S
F433	Building completion and finishing	S	S	S	S
	<b>V - Bicol Region</b>	<b>760</b>	<b>2,908</b>	<b>-</b>	<b>-</b>
F410	Construction of buildings	-	-	-	-
F421	Construction of roads and railways	-	2,657	-	-
F422	Construction of utility projects	-	-	-	-
F429	Construction of other civil engineering projects	248	252	-	-
F432	Electrical, plumbing and other construction installation activities	512	-	-	-
	<b>VI - Western Visayas</b>	<b>30,733</b>	<b>7,161</b>	<b>28,546</b>	<b>136</b>
F410	Construction of buildings	-	-	-	-
F421	Construction of roads and railways	15,040	7,161	-	136
F422	Construction of utility projects	S	S	S	S
F429	Construction of other civil engineering projects	15,693	-	-	-
F432	Electrical, plumbing and other construction installation activities	-	-	-	-
F439	Other specialized construction activities	S	S	S	S
	<b>VII - Central Visayas</b>	<b>33,414</b>	<b>34,681</b>	<b>1,168</b>	<b>34,885</b>
F410	Construction of buildings	32,685	26,024	1,168	4,447
F421	Construction of roads and railways	729	6,851	-	-
F422	Construction of utility projects	-	-	-	30,437
F429	Construction of other civil engineering projects	-	-	-	-
F432	Electrical, plumbing and other construction installation activities	-	1,806	-	-
F433	Building completion and finishing	-	-	-	-
F439	Other specialized construction activities	-	-	-	-

**Table 4** Number of Establishments and Value of Output for Construction Establishments by Region and Industry Group: Philippines, 2018

(Values are in thousand PhP, except number of establishments. Details may not add-up to total due to rounding and/or statistical disclosure control.)

Continued

2009 PSIC Code	Region/Industry Description	Value of Output			
		Revenue from Products Sold	Sale of Goods Less Cost of Goods Sold	Tangible Fixed Assets Produced on Own Account	Change in Inventory of Finished Products and Work-in- Progress
		(6)	(7)	(8)	(9)
	<b>VIII - Eastern Visayas</b>	<b>40,960</b>	<b>53,733</b>	<b>62,556</b>	<b>7,500</b>
F410	Construction of buildings	3,998	12,713	-	8,000
F421	Construction of roads and railways	36,962	40,875	62,556	-
F422	Construction of utility projects	-	-	-	-
F429	Construction of other civil engineering projects	-	145	-	-500
	<b>IX - Zamboanga Peninsula</b>	<b>12,234</b>	<b>11,431</b>	<b>-</b>	<b>53,717</b>
F410	Construction of buildings	4,358	7,887	-	-140
F421	Construction of roads and railways	-	-	-	-
F429	Construction of other civil engineering projects	S	S	S	S
F432	Electrical, plumbing and other construction installation activities	7,876	3,544	-	-
F439	Other specialized construction activities	S	S	S	S
	<b>X - Northern Mindanao</b>	<b>17,892</b>	<b>24,197</b>	<b>25,612</b>	<b>9,414</b>
F410	Construction of buildings	1,500	4,609	-	1,005
F421	Construction of roads and railways	-	15,712	25,612	11,992
F422	Construction of utility projects	-	1,040	-	-
F429	Construction of other civil engineering projects	-	-	-	-3,385
F432	Electrical, plumbing and other construction installation activities	16,392	2,565	-	-199
F433	Building completion and finishing	S	S	S	S
F439	Other specialized construction activities	S	S	S	S
	<b>XI - Davao Region</b>	<b>155,439</b>	<b>47,101</b>	<b>-</b>	<b>27,442</b>
F410	Construction of buildings	83,284	44,505	-	28,401
F421	Construction of roads and railways	-	382	-	-
F422	Construction of utility projects	27,507	2,214	-	-35
F429	Construction of other civil engineering projects	-	-	-	-
F432	Electrical, plumbing and other construction installation activities	44,648	-	-	-925
F439	Other specialized construction activities	-	-	-	-

**Table 4** Number of Establishments and Value of Output for Construction Establishments by Region and Industry Group: Philippines, 2018

(Values are in thousand PhP, except number of establishments. Details may not add-up to total due to rounding and/or statistical disclosure control.)

Concluded

2009 PSIC Code	Region/Industry Description	Value of Output			
		Revenue from Products Sold	Sale of Goods Less Cost of Goods Sold	Tangible Fixed Assets Produced on Own Account	Change in Inventory of Finished Products and Work-in- Progress
		(6)	(7)	(8)	(9)
	<b>XII - SOCCSKSARGEN</b>	<b>1,200</b>	<b>61,005</b>	<b>9,070</b>	<b>-</b>
F410	Construction of buildings	1,200	58,282	-	-
F421	Construction of roads and railways	-	2,723	9,070	-
F422	Construction of utility projects	S	S	S	S
F429	Construction of other civil engineering projects	-	-	-	-
F432	Electrical, plumbing and other construction installation activities	-	-	-	-
F439	Other specialized construction activities	S	S	S	S
	<b>XIII - Caraga</b>	<b>714</b>	<b>53,808</b>	<b>-</b>	<b>-19,587</b>
F410	Construction of buildings	S	S	S	S
F421	Construction of roads and railways	-	48,228	-	-19,867
F429	Construction of other civil engineering projects	S	S	S	S
F439	Other specialized construction activities	-	-	-	-
	<b>Autonomous Region in Muslim Mindanao</b>	<b>S</b>	<b>S</b>	<b>S</b>	<b>S</b>
F421	Construction of roads and railways	S	S	S	S

Notes: 1. "-" – zero value

2. S - suppressed

Source: Philippine Statistics Authority, 2018 Census of Philippine Business and Industry

**Table 4.1** Number of Establishments and Revenue by Type for Construction Establishments by Region and Industry Group: Philippines, 2018*(Values are in thousand PhP, except number of establishments. Details may not add-up to total due to rounding and/or statistical disclosure control.)*

2009 PSIC Code	Region/Industry Description	Number of Establishments	Revenue			
			Total	Revenue from Domestic Construction Activities	Net Income Earned from Construction Activities Abroad	Contract and Commission Work Done for Others
		(1)	(2)	(3)	(4)	(5)
	<b>Philippines</b>	<b>2,487</b>	<b>712,902,946</b>	<b>689,669,185</b>	<b>198,243</b>	<b>2,828,992</b>
F410	Construction of buildings	1,115	315,822,490	307,254,953	118,045	2,414,691
F421	Construction of roads and railways	374	227,213,501	220,375,335	59,037	214,120
F422	Construction of utility projects	125	34,715,285	33,013,159	3,136	122,919
F429	Construction of other civil engineering projects	163	32,048,173	31,232,545	16,250	2,964
F431	Demolition and site preparation	13	7,574,999	7,563,155	-	-
F432	Electrical, plumbing and other construction installation activities	467	65,798,973	60,747,606	-	63,652
F433	Building completion and finishing	96	16,776,692	16,721,145	1,775	9,037
F439	Other specialized construction activities	134	12,952,832	12,761,286	-	1,609
	<b>National Capital Region</b>	<b>949</b>	<b>451,747,444</b>	<b>434,516,396</b>	<b>166,643</b>	<b>2,312,597</b>
F410	Construction of buildings	380	235,708,332	229,100,364	118,045	2,055,805
F421	Construction of roads and railways	92	93,483,463	89,132,222	27,502	158,540
F422	Construction of utility projects	58	21,822,007	21,207,850	3,136	27,108
F429	Construction of other civil engineering projects	61	19,600,521	18,887,932	16,185	-
F431	Demolition and site preparation	10	7,492,726	7,482,837	-	-
F432	Electrical, plumbing and other construction installation activities	234	51,105,174	46,277,223	-	61,449
F433	Building completion and finishing	63	14,636,660	14,591,517	1,775	8,200
F439	Other specialized construction activities	50	7,898,560	7,836,452	-	1,495
	<b>Cordillera Administrative Region</b>	<b>41</b>	<b>5,781,101</b>	<b>5,701,325</b>	<b>-</b>	<b>4,850</b>
F410	Construction of buildings	17	735,678	731,076	-	-
F421	Construction of roads and railways	20	4,974,523	4,899,348	-	4,850
F429	Construction of other civil engineering projects	S	S	S	S	S
F432	Electrical, plumbing and other construction installation activities	S	S	S	S	S
F439	Other specialized construction activities	S	S	S	S	S
	<b>I - Ilocos Region</b>	<b>83</b>	<b>11,598,064</b>	<b>11,316,278</b>	<b>-</b>	<b>-</b>
F410	Construction of buildings	55	6,250,819	5,983,497	-	-

Continued

**Table 4.1** Number of Establishments and Revenue by Type for Construction Establishments by Region and Industry Group: Philippines, 2018

(Values are in thousand Php, except number of establishments. Details may not add-up to total due to rounding and/or statistical disclosure control.)

Continued

2009 PSIC Code	Region/Industry Description	Number of Establishments	Revenue			
			Total	Revenue from Domestic Construction Activities	Net Income Earned from Construction Activities Abroad	Contract and Commission Work Done for Others
		(1)	(2)	(3)	(4)	(5)
F421	Construction of roads and railways	14	4,435,110	4,422,634	-	-
F422	Construction of utility projects	S	S	S	S	S
F432	Electrical, plumbing and other construction installation activities	10	49,550	49,536	-	-
F433	Building completion and finishing	S	S	S	S	S
F439	Other specialized construction activities	S	S	S	S	S
<b>II - Cagayan Valley</b>		<b>13</b>	<b>4,248,308</b>	<b>4,155,837</b>	-	-
F410	Construction of buildings	5	2,667,892	2,667,892	-	-
F421	Construction of roads and railways	5	1,483,852	1,391,381	-	-
F422	Construction of utility projects	S	S	S	S	S
F429	Construction of other civil engineering projects	S	S	S	S	S
F432	Electrical, plumbing and other construction installation activities	S	S	S	S	S
<b>III - Central Luzon</b>		<b>212</b>	<b>43,839,763</b>	<b>42,159,268</b>	-	<b>114</b>
F410	Construction of buildings	118	16,459,934	16,082,661	-	-
F421	Construction of roads and railways	33	22,831,726	21,606,493	-	-
F422	Construction of utility projects	13	968,650	936,160	-	-
F429	Construction of other civil engineering projects	12	497,837	497,837	-	-
F431	Demolition and site preparation	3	82,273	80,318	-	-
F432	Electrical, plumbing and other construction installation activities	15	1,992,333	1,986,530	-	-
F433	Building completion and finishing	3	789,281	789,281	-	-
F439	Other specialized construction activities	15	217,729	179,988	-	114
<b>IVA - CALABARZON</b>		<b>296</b>	<b>34,315,654</b>	<b>32,860,709</b>	-	<b>437,958</b>
F410	Construction of buildings	132	10,923,102	10,479,584	-	347,719
F421	Construction of roads and railways	21	7,528,772	7,498,522	-	960
F422	Construction of utility projects	18	3,643,014	2,698,576	-	88,467
F429	Construction of other civil engineering projects	11	1,291,346	1,283,852	-	-
F432	Electrical, plumbing and other construction installation activities	74	7,250,683	7,244,590	-	812
F433	Building completion and finishing	10	1,054,270	1,050,626	-	-
F439	Other specialized construction activities	30	2,624,467	2,604,960	-	-



**Table 4.1** Number of Establishments and Revenue by Type for Construction Establishments by Region and Industry Group: Philippines, 2018

(Values are in thousand PhP, except number of establishments. Details may not add-up to total due to rounding and/or statistical disclosure control.)

Continued

2009 PSIC Code	Region/Industry Description	Number of Establish- ments	Revenue			
			Total	Revenue from Domestic Construction Activities	Net Income Earned from Construction Activities Abroad	Contract and Commission Work Done for Others
		(1)	(2)	(3)	(4)	(5)
	<b>MIMAROPA</b>	<b>27</b>	<b>4,559,278</b>	<b>4,451,311</b>	<b>-</b>	<b>-</b>
F410	Construction of buildings	17	1,433,733	1,349,362	-	-
F421	Construction of roads and railways	8	2,759,154	2,737,116	-	-
F422	Construction of utility projects	S	S	S	S	S
F433	Building completion and finishing	S	S	S	S	S
	<b>V - Bicol Region</b>	<b>79</b>	<b>22,682,852</b>	<b>22,431,070</b>	<b>31,535</b>	<b>-</b>
F410	Construction of buildings	26	3,176,703	3,173,886	-	-
F421	Construction of roads and railways	20	10,833,330	10,720,788	31,535	-
F422	Construction of utility projects	5	1,369,171	1,369,171	-	-
F429	Construction of other civil engineering projects	12	7,024,899	7,003,841	-	-
F432	Electrical, plumbing and other construction installation activities	17	278,750	163,385	-	-
	<b>VI - Western Visayas</b>	<b>101</b>	<b>14,134,944</b>	<b>13,748,759</b>	<b>-</b>	<b>12,066</b>
F410	Construction of buildings	45	3,547,396	3,497,901	-	-
F421	Construction of roads and railways	24	9,379,829	9,063,914	-	10,675
F422	Construction of utility projects	S	S	S	S	S
F429	Construction of other civil engineering projects	18	624,688	608,834	-	-
F432	Electrical, plumbing and other construction installation activities	8	38,922	37,485	-	1,391
F439	Other specialized construction activities	S	S	S	S	S
	<b>VII - Central Visayas</b>	<b>231</b>	<b>31,546,921</b>	<b>30,828,958</b>	<b>65</b>	<b>4,367</b>
F410	Construction of buildings	132	13,195,234	12,863,366	-	566
F421	Construction of roads and railways	18	11,501,855	11,267,523	-	-
F422	Construction of utility projects	10	4,855,830	4,797,809	-	-
F429	Construction of other civil engineering projects	12	292,707	242,426	65	2,964
F432	Electrical, plumbing and other construction installation activities	38	931,356	914,498	-	-
F433	Building completion and finishing	12	246,443	245,108	-	837
F439	Other specialized construction activities	9	523,496	498,229	-	-

**Table 4.1** Number of Establishments and Revenue by Type for Construction Establishments by Region and Industry Group: Philippines, 2018

(Values are in thousand PhP, except number of establishments. Details may not add-up to total due to rounding and/or statistical disclosure control.)

Continued

2009 PSIC Code	Region/Industry Description	Number of Establish- ments	Revenue			
			Total	Revenue from Domestic Construction Activities	Net Income Earned from Construction Activities Abroad	Contract and Commission Work Done for Others
		(1)	(2)	(3)	(4)	(5)
	<b>VIII - Eastern Visayas</b>	<b>68</b>	<b>12,627,738</b>	<b>12,328,988</b>	-	-
F410	Construction of buildings	31	4,081,127	3,986,216	-	-
F421	Construction of roads and railways	31	8,148,561	7,945,484	-	-
F422	Construction of utility projects	3	3,552	3,246	-	-
F429	Construction of other civil engineering projects	3	394,498	394,042	-	-
	<b>IX - Zamboanga Peninsula</b>	<b>67</b>	<b>8,785,989</b>	<b>8,754,631</b>	-	-
F410	Construction of buildings	43	2,455,005	2,435,066	-	-
F421	Construction of roads and railways	5	3,206,575	3,206,575	-	-
F429	Construction of other civil engineering projects	S	S	S	S	S
F432	Electrical, plumbing and other construction installation activities	10	2,765,073	2,753,654	-	-
F439	Other specialized construction activities	S	S	S	S	S
	<b>X - Northern Mindanao</b>	<b>99</b>	<b>16,610,101</b>	<b>16,482,619</b>	-	<b>39,095</b>
F410	Construction of buildings	34	2,327,610	2,309,687	-	-
F421	Construction of roads and railways	23	13,397,722	13,314,975	-	39,095
F422	Construction of utility projects	6	134,642	131,078	-	-
F429	Construction of other civil engineering projects	10	567,419	567,419	-	-
F432	Electrical, plumbing and other construction installation activities	18	122,357	102,600	-	-
F433	Building completion and finishing	S	S	S	S	S
F439	Other specialized construction activities	S	S	S	S	S
	<b>XI - Davao Region</b>	<b>140</b>	<b>25,682,594</b>	<b>25,378,290</b>	-	<b>7,344</b>
F410	Construction of buildings	53	5,515,055	5,360,511	-	-
F421	Construction of roads and railways	26	16,798,519	16,789,686	-	-
F422	Construction of utility projects	6	240,550	196,484	-	7,344
F429	Construction of other civil engineering projects	12	728,345	720,452	-	-
F432	Electrical, plumbing and other construction installation activities	35	1,169,546	1,123,589	-	-
F439	Other specialized construction activities	9	1,230,578	1,187,569	-	-

**Table 4.1** Number of Establishments and Revenue by Type for Construction Establishments by Region and Industry Group: Philippines, 2018

(Values are in thousand PhP, except number of establishments. Details may not add-up to total due to rounding and/or statistical disclosure control.)

Concluded

2009 PSIC Code	Region/Industry Description	Number of Establish- ments	Revenue			
			Total	Revenue from Domestic Construction Activities	Net Income Earned from Construction Activities Abroad	Contract and Commission Work Done for Others
		(1)	(2)	(3)	(4)	(5)
	<b>XII - SOCCSKSARGEN</b>	<b>48</b>	<b>10,952,154</b>	<b>10,872,162</b>	<b>-</b>	<b>10,600</b>
F410	Construction of buildings	22	6,705,010	6,630,473	-	10,600
F421	Construction of roads and railways	14	3,490,651	3,485,909	-	-
F422	Construction of utility projects	S	S	S	S	S
F429	Construction of other civil engineering projects	3	627,408	627,408	-	-
F432	Electrical, plumbing and other construction installation activities	6	46,482	45,769	-	-
F439	Other specialized construction activities	S	S	S	S	S
	<b>XIII - Caraga</b>	<b>31</b>	<b>13,659,584</b>	<b>13,552,334</b>	<b>-</b>	<b>-</b>
F410	Construction of buildings	S	S	S	S	S
F421	Construction of roads and railways	18	12,829,402	12,762,514	-	-
F429	Construction of other civil engineering projects	S	S	S	S	S
F439	Other specialized construction activities	7	138,684	134,773	-	-
	<b>Autonomous Region in Muslim Mindanao</b>	<b>S</b>	<b>S</b>	<b>S</b>	<b>S</b>	<b>S</b>
F421	Construction of roads and railways	S	S	S	S	S

Notes: 1. "-" – zero value

2. S - suppressed

Source: Philippine Statistics Authority, 2018 Census of Philippine Business and Industry

**Table 4.2** Number of Establishments and Revenue from Domestic Construction Activities by Type for Construction Establishments by Region and Industry Group: Philippines, 2018*(Values are in thousand PhP, except number of establishments. Details may not add-up to total due to rounding and/or statistical disclosure control.)*

2009 PSIC Code	Region/Industry Description	Number of Establishments	Domestic Construction Activities			
			Total	Building Construction	Civil Engineering Works	Specializes Construction Activities
		(1)	(2)	(3)	(4)	(5)
	<b>Philippines</b>	<b>2,487</b>	<b>689,669,185</b>	<b>309,176,692</b>	<b>280,227,000</b>	<b>100,265,492</b>
F410	Construction of buildings	1,115	307,254,953	275,940,936	26,307,232	5,006,785
F421	Construction of roads and railways	374	220,375,335	18,581,645	193,704,493	8,089,197
F422	Construction of utility projects	125	33,013,159	3,327,958	28,383,509	1,301,692
F429	Construction of other civil engineering projects	163	31,232,545	5,477,661	25,326,592	428,292
F431	Demolition and site preparation	13	7,563,155	74,000	2,005,699	5,483,456
F432	Electrical, plumbing and other construction installation activities	467	60,747,606	4,297,895	3,164,855	53,284,856
F433	Building completion and finishing	96	16,721,145	757,384	500	15,963,261
F439	Other specialized construction activities	134	12,761,286	719,213	1,334,121	10,707,952
	<b>National Capital Region</b>	<b>949</b>	<b>434,516,396</b>	<b>225,079,931</b>	<b>130,129,045</b>	<b>79,307,419</b>
F410	Construction of buildings	380	229,100,364	208,840,990	18,451,529	1,807,845
F421	Construction of roads and railways	92	89,132,222	8,403,408	74,405,283	6,323,531
F422	Construction of utility projects	58	21,207,850	459,920	19,579,999	1,167,931
F429	Construction of other civil engineering projects	61	18,887,932	4,279,289	14,449,443	159,200
F431	Demolition and site preparation	10	7,482,837	-	2,005,699	5,477,138
F432	Electrical, plumbing and other construction installation activities	234	46,277,223	2,250,219	739,186	43,287,818
F433	Building completion and finishing	63	14,591,517	570,014	-	14,021,502
F439	Other specialized construction activities	50	7,836,452	276,092	497,906	7,062,454
	<b>Cordillera Administrative Region</b>	<b>41</b>	<b>5,701,325</b>	<b>1,277,505</b>	<b>4,257,639</b>	<b>166,181</b>
F410	Construction of buildings	17	731,076	639,875	91,202	-
F421	Construction of roads and railways	20	4,899,348	637,630	4,127,960	133,758
F429	Construction of other civil engineering projects	S	S	S	S	S
F432	Electrical, plumbing and other construction installation activities	S	S	S	S	S
F439	Other specialized construction activities	S	S	S	S	S
	<b>I - Ilocos Region</b>	<b>83</b>	<b>11,316,278</b>	<b>5,134,880</b>	<b>5,941,286</b>	<b>240,112</b>
F410	Construction of buildings	55	5,983,497	4,853,086	925,241	205,171

*Continued*

**Table 4.2** Number of Establishments and Revenue from Domestic Construction Activities by Type for Construction Establishments by Region and Industry Group: Philippines, 2018

(Values are in thousand PhP, except number of establishments. Details may not add-up to total due to rounding and/or statistical disclosure control.)

Continued

2009 PSIC Code	Region/Industry Description	Number of Establish- ments	Domestic Construction Activities			
			Total	Building Construction	Civil Engineering Works	Specializes Construction Activities
		(1)	(2)	(3)	(4)	(5)
F421	Construction of roads and railways	14	4,422,634	259,740	4,142,810	20,083
F422	Construction of utility projects	S	S	S	S	S
F432	Electrical, plumbing and other construction installation activities	10	49,536	-	48,952	584
F433	Building completion and finishing	S	S	S	S	S
F439	Other specialized construction activities	S	S	S	S	S
II - Cagayan Valley		13	4,155,837	3,050,240	1,056,210	49,387
F410	Construction of buildings	5	2,667,892	2,627,755	40,137	-
F421	Construction of roads and railways	5	1,391,381	394,675	978,169	18,538
F422	Construction of utility projects	S	S	S	S	S
F429	Construction of other civil engineering projects	S	S	S	S	S
F432	Electrical, plumbing and other construction installation activities	S	S	S	S	S
III - Central Luzon		212	42,159,268	19,259,578	20,671,869	2,227,821
F410	Construction of buildings	118	16,082,661	15,190,596	855,568	36,498
F421	Construction of roads and railways	33	21,606,493	2,438,636	18,879,188	288,669
F422	Construction of utility projects	13	936,160	505,151	431,010	-
F429	Construction of other civil engineering projects	12	497,837	5,289	485,717	6,830
F431	Demolition and site preparation	3	80,318	74,000	-	6,318
F432	Electrical, plumbing and other construction installation activities	15	1,986,530	913,541	-	1,072,989
F433	Building completion and finishing	3	789,281	130,702	-	658,580
F439	Other specialized construction activities	15	179,988	1,664	20,385	157,938
IVA - CALABARZON		296	32,860,709	10,880,481	12,405,054	9,575,173
F410	Construction of buildings	132	10,479,584	9,659,736	477,873	341,975
F421	Construction of roads and railways	21	7,498,522	105,646	7,361,757	31,118
F422	Construction of utility projects	18	2,698,576	78,776	2,536,338	83,462
F429	Construction of other civil engineering projects	11	1,283,852	210,481	964,943	108,427
F432	Electrical, plumbing and other construction installation activities	74	7,244,590	508,520	286,887	6,449,183
F433	Building completion and finishing	10	1,050,626	-	-	1,050,626
F439	Other specialized construction activities	30	2,604,960	317,323	777,256	1,510,381

**Table 4.2** Number of Establishments and Revenue from Domestic Construction Activities by Type for Construction Establishments by Region and Industry Group: Philippines, 2018

(Values are in thousand PhP, except number of establishments. Details may not add-up to total due to rounding and/or statistical disclosure control.)

Continued

2009 PSIC Code	Region/Industry Description	Number of Establish- ments	Domestic Construction Activities			
			Total	Building Construction	Civil Engineering Works	Specializes Construction Activities
		(1)	(2)	(3)	(4)	(5)
	<b>MIMAROPA</b>	<b>27</b>	<b>4,451,311</b>	<b>898,164</b>	<b>3,338,724</b>	<b>214,422</b>
F410	Construction of buildings	17	1,349,362	658,498	690,864	-
F421	Construction of roads and railways	8	2,737,116	239,667	2,284,591	212,859
F422	Construction of utility projects	S	S	S	S	S
F433	Building completion and finishing	S	S	S	S	S
	<b>V - Bicol Region</b>	<b>79</b>	<b>22,431,070</b>	<b>5,002,647</b>	<b>17,195,565</b>	<b>232,859</b>
F410	Construction of buildings	26	3,173,886	3,173,886	-	-
F421	Construction of roads and railways	20	10,720,788	1,298,137	9,357,315	65,335
F422	Construction of utility projects	5	1,369,171	36,227	1,332,944	-
F429	Construction of other civil engineering projects	12	7,003,841	494,396	6,505,306	4,139
F432	Electrical, plumbing and other construction installation activities	17	163,385	-	-	163,385
	<b>VI - Western Visayas</b>	<b>101</b>	<b>13,748,759</b>	<b>4,377,871</b>	<b>9,197,925</b>	<b>172,963</b>
F410	Construction of buildings	45	3,497,901	3,428,055	69,846	-
F421	Construction of roads and railways	24	9,063,914	374,217	8,689,698	-
F422	Construction of utility projects	S	S	S	S	S
F429	Construction of other civil engineering projects	18	608,834	218,123	390,710	-
F432	Electrical, plumbing and other construction installation activities	8	37,485	-	-	37,485
F439	Other specialized construction activities	S	S	S	S	S
	<b>VII - Central Visayas</b>	<b>231</b>	<b>30,828,958</b>	<b>15,252,270</b>	<b>13,367,158</b>	<b>2,209,530</b>
F410	Construction of buildings	132	12,863,366	11,793,080	552,674	517,613
F421	Construction of roads and railways	18	11,267,523	1,512,623	9,754,900	-
F422	Construction of utility projects	10	4,797,809	1,895,408	2,862,102	40,298
F429	Construction of other civil engineering projects	12	242,426	2,400	120,739	119,287
F432	Electrical, plumbing and other construction installation activities	38	914,498	-	76,743	837,755
F433	Building completion and finishing	12	245,108	43,356	-	201,751
F439	Other specialized construction activities	9	498,229	5,402	-	492,826

**Table 4.2** Number of Establishments and Revenue from Domestic Construction Activities by Type for Construction Establishments by Region and Industry Group: Philippines, 2018

(Values are in thousand PhP, except number of establishments. Details may not add-up to total due to rounding and/or statistical disclosure control.)

Continued

2009 PSIC Code	Region/Industry Description	Number of Establish- ments	Domestic Construction Activities			
			Total	Building Construction	Civil Engineering Works	Specializes Construction Activities
		(1)	(2)	(3)	(4)	(5)
	<b>VIII - Eastern Visayas</b>	<b>68</b>	<b>12,328,988</b>	<b>3,728,668</b>	<b>8,585,936</b>	<b>14,384</b>
F410	Construction of buildings	31	3,986,216	3,295,601	687,139	3,476
F421	Construction of roads and railways	31	7,945,484	433,067	7,501,509	10,909
F422	Construction of utility projects	3	3,246	-	3,246	-
F429	Construction of other civil engineering projects	3	394,042	-	394,042	-
	<b>IX - Zamboanga Peninsula</b>	<b>67</b>	<b>8,754,631</b>	<b>2,771,008</b>	<b>4,684,880</b>	<b>1,298,744</b>
F410	Construction of buildings	43	2,435,066	1,995,651	10,337	429,077
F421	Construction of roads and railways	5	3,206,575	590,700	2,611,575	4,301
F429	Construction of other civil engineering projects	S	S	S	S	S
F432	Electrical, plumbing and other construction installation activities	10	2,753,654	-	2,000,279	753,375
F439	Other specialized construction activities	S	S	S	S	S
	<b>X - Northern Mindanao</b>	<b>99</b>	<b>16,482,619</b>	<b>2,058,322</b>	<b>14,069,985</b>	<b>354,312</b>
F410	Construction of buildings	34	2,309,687	1,746,923	399,652	163,112
F421	Construction of roads and railways	23	13,314,975	274,970	12,988,317	51,688
F422	Construction of utility projects	6	131,078	10,000	111,078	10,000
F429	Construction of other civil engineering projects	10	567,419	-	567,419	-
F432	Electrical, plumbing and other construction installation activities	18	102,600	15,090	3,018	84,492
F433	Building completion and finishing	S	S	S	S	S
F439	Other specialized construction activities	S	S	S	S	S
	<b>XI - Davao Region</b>	<b>140</b>	<b>25,378,290</b>	<b>5,984,225</b>	<b>17,422,923</b>	<b>1,971,142</b>
F410	Construction of buildings	53	5,360,511	5,282,292	36,680	41,539
F421	Construction of roads and railways	26	16,789,686	31,466	16,534,312	223,908
F422	Construction of utility projects	6	196,484	-	196,484	-
F429	Construction of other civil engineering projects	12	720,452	65,005	655,447	-
F432	Electrical, plumbing and other construction installation activities	35	1,123,589	583,098	-	540,490
F439	Other specialized construction activities	9	1,187,569	22,364	-	1,165,205

**Table 4.2** Number of Establishments and Revenue from Domestic Construction Activities by Type for Construction Establishments by Region and Industry Group: Philippines, 2018*(Values are in thousand PhP, except number of establishments. Details may not add-up to total due to rounding and/or statistical disclosure control.)**Concluded*

2009 PSIC Code	Region/Industry Description	Number of Establish- ments	Domestic Construction Activities			
			Total	Building Construction	Civil Engineering Works	Specializes Construction Activities
		(1)	(2)	(3)	(4)	(5)
	<b>XII - SOCCSKSARGEN</b>	<b>48</b>	<b>10,872,162</b>	<b>3,387,187</b>	<b>5,993,548</b>	<b>1,491,427</b>
F410	Construction of buildings	22	6,630,473	2,154,049	3,015,944	1,460,480
F421	Construction of roads and railways	14	3,485,909	1,215,500	2,270,409	-
F422	Construction of utility projects	S	S	S	S	S
F429	Construction of other civil engineering projects	3	627,408	-	627,408	-
F432	Electrical, plumbing and other construction installation activities	6	45,769	17,638	-	28,131
F439	Other specialized construction activities	S	S	S	S	S
	<b>XIII - Caraga</b>	<b>31</b>	<b>13,552,334</b>	<b>903,716</b>	<b>11,909,004</b>	<b>739,614</b>
F410	Construction of buildings	S	S	S	S	S
F421	Construction of roads and railways	18	12,762,514	241,564	11,816,449	704,501
F429	Construction of other civil engineering projects	S	S	S	S	S
F439	Other specialized construction activities	7	134,773	61,287	38,373	35,113
	<b>Autonomous Region in Muslim Mindanao</b>	<b>S</b>	<b>S</b>	<b>S</b>	<b>S</b>	<b>S</b>
F421	Construction of roads and railways	S	S	S	S	S

Notes: 1. "-" – zero value

2. S - suppressed

Source: Philippine Statistics Authority, 2018 Census of Philippine Business and Industry



**Table 4.3** Number of Establishments and Revenue from Non-Industrial Services Done for Others by Type for Construction Establishments by Region and Industry Group: Philippines, 2018

(Values are in thousand PhP, except number of establishments. Details may not add-up to total due to rounding and/or statistical disclosure control.)

2009 PSIC Code	Region/Industry Description	Number of Establishments	Non-Industrial Services Done for Others		
			Total	Rent Income from Land	Rental Income from Building and Structures
		(1)	(2)	(3)	(4)
	<b>Philippines</b>	<b>2,487</b>	<b>4,725,330</b>	<b>80,791</b>	<b>422,287</b>
F410	Construction of buildings	1,115	1,151,732	4,682	236,515
F421	Construction of roads and railways	374	3,207,711	5,259	105,985
F422	Construction of utility projects	125	152,906	70,850	38,710
F429	Construction of other civil engineering projects	163	101,392	-	23,057
F431	Demolition and site preparation	13	3,497	-	-
F432	Electrical, plumbing and other construction installation activities	467	23,746	-	4,283
F433	Building completion and finishing	96	8,930	-	1,476
F439	Other specialized construction activities	134	75,416	-	12,260
	<b>National Capital Region</b>	<b>949</b>	<b>3,775,854</b>	<b>5,177</b>	<b>296,348</b>
F410	Construction of buildings	380	887,083	2,584	220,242
F421	Construction of roads and railways	92	2,685,999	2,593	15,074
F422	Construction of utility projects	58	75,281	-	37,774
F429	Construction of other civil engineering projects	61	71,538	-	19,772
F431	Demolition and site preparation	10	3,215	-	-
F432	Electrical, plumbing and other construction installation activities	234	16,819	-	3,486
F433	Building completion and finishing	63	7,092	-	-
F439	Other specialized construction activities	50	28,827	-	-
	<b>Cordillera Administrative Region</b>	<b>41</b>	<b>16,240</b>	<b>-</b>	<b>4,535</b>
F410	Construction of buildings	17	1,308	-	-
F421	Construction of roads and railways	20	14,932	-	4,535
F429	Construction of other civil engineering projects	S	S	S	S
F432	Electrical, plumbing and other construction installation activities	S	S	S	S
F439	Other specialized construction activities	S	S	S	S
	<b>I - Ilocos Region</b>	<b>83</b>	<b>7,362</b>	<b>-</b>	<b>5,995</b>
F410	Construction of buildings	55	4,456	-	3,651

Continued

**Table 4.3** Number of Establishments and Revenue from Non-Industrial Services Done for Others by Type for Construction Establishments by Region and Industry Group: Philippines, 2018

(Values are in thousand Php, except number of establishments. Details may not add-up to total due to rounding and/or statistical disclosure control.)

Continued

2009 PSIC Code	Region/Industry Description	Number of Establishments	Non-Industrial Services Done for Others		
			Total	Rent Income from Land	Rental Income from Building and Structures
		(1)	(2)	(3)	(4)
F421	Construction of roads and railways	14	2,544	-	2,344
F422	Construction of utility projects	S	S	S	S
F432	Electrical, plumbing and other construction installation activities	10	-	-	-
F433	Building completion and finishing	S	S	S	S
F439	Other specialized construction activities	S	S	S	S
<b>II - Cagayan Valley</b>		<b>13</b>	<b>500</b>	<b>-</b>	<b>-</b>
F410	Construction of buildings	5	-	-	-
F421	Construction of roads and railways	5	500	-	-
F422	Construction of utility projects	S	S	S	S
F429	Construction of other civil engineering projects	S	S	S	S
F432	Electrical, plumbing and other construction installation activities	S	S	S	S
<b>III - Central Luzon</b>		<b>212</b>	<b>420,230</b>	<b>1,227</b>	<b>5,567</b>
F410	Construction of buildings	118	98,975	558	621
F421	Construction of roads and railways	33	317,418	-	4,010
F422	Construction of utility projects	13	2,674	669	936
F429	Construction of other civil engineering projects	12	-	-	-
F431	Demolition and site preparation	3	281	-	-
F432	Electrical, plumbing and other construction installation activities	15	881	-	-
F433	Building completion and finishing	3	-	-	-
F439	Other specialized construction activities	15	-	-	-
<b>IVA - CALABARZON</b>		<b>296</b>	<b>98,550</b>	<b>68,203</b>	<b>9,631</b>
F410	Construction of buildings	132	16,865	-	2,984
F421	Construction of roads and railways	21	2,677	1,350	752
F422	Construction of utility projects	18	66,853	66,853	-
F429	Construction of other civil engineering projects	11	5,524	-	3,219
F432	Electrical, plumbing and other construction installation activities	74	1,920	-	-
F433	Building completion and finishing	10	1,476	-	1,476
F439	Other specialized construction activities	30	3,235	-	1,200

**Table 4.3** Number of Establishments and Revenue from Non-Industrial Services Done for Others by Type for Construction Establishments by Region and Industry Group: Philippines, 2018

(Values are in thousand PhP, except number of establishments. Details may not add-up to total due to rounding and/or statistical disclosure control.)

Continued

2009 PSIC Code	Region/Industry Description	Number of Establishments	Non-Industrial Services Done for Others		
			Total	Rent Income from Land	Rental Income from Building and Structures
		(1)	(2)	(3)	(4)
	<b>MIMAROPA</b>	<b>27</b>	<b>38,989</b>	<b>-</b>	<b>16,050</b>
F410	Construction of buildings	17	19,299	-	-
F421	Construction of roads and railways	8	19,690	-	16,050
F422	Construction of utility projects	S	S	S	S
F433	Building completion and finishing	S	S	S	S
	<b>V - Bicol Region</b>	<b>79</b>	<b>57,192</b>	<b>-</b>	<b>36,865</b>
F410	Construction of buildings	26	2,195	-	-
F421	Construction of roads and railways	20	38,626	-	36,865
F422	Construction of utility projects	5	-	-	-
F429	Construction of other civil engineering projects	12	16,372	-	-
F432	Electrical, plumbing and other construction installation activities	17	-	-	-
	<b>VI - Western Visayas</b>	<b>101</b>	<b>46,559</b>	<b>-</b>	<b>240</b>
F410	Construction of buildings	45	44,807	-	-
F421	Construction of roads and railways	24	1,752	-	240
F422	Construction of utility projects	S	S	S	S
F429	Construction of other civil engineering projects	18	-	-	-
F432	Electrical, plumbing and other construction installation activities	8	-	-	-
F439	Other specialized construction activities	S	S	S	S
	<b>VII - Central Visayas</b>	<b>231</b>	<b>104,267</b>	<b>5,185</b>	<b>21,591</b>
F410	Construction of buildings	132	55,245	540	2,244
F421	Construction of roads and railways	18	40,764	1,316	19,281
F422	Construction of utility projects	10	5,308	3,328	-
F429	Construction of other civil engineering projects	12	66	-	66
F432	Electrical, plumbing and other construction installation activities	38	2,616	-	-
F433	Building completion and finishing	12	-	-	-
F439	Other specialized construction activities	9	268	-	-

**Table 4.3** Number of Establishments and Revenue from Non-Industrial Services Done for Others by Type for Construction Establishments by Region and Industry Group: Philippines, 2018

(Values are in thousand PhP, except number of establishments. Details may not add-up to total due to rounding and/or statistical disclosure control.)

Continued

2009 PSIC Code	Region/Industry Description	Number of Establishments	Non-Industrial Services Done for Others		
			Total	Rent Income from Land	Rental Income from Building and Structures
		(1)	(2)	(3)	(4)
	<b>VIII - Eastern Visayas</b>	<b>68</b>	<b>81,707</b>	<b>-</b>	<b>5,690</b>
F410	Construction of buildings	31	1,042	-	835
F421	Construction of roads and railways	31	80,359	-	4,854
F422	Construction of utility projects	3	306	-	-
F429	Construction of other civil engineering projects	3	-	-	-
	<b>IX - Zamboanga Peninsula</b>	<b>67</b>	<b>3,734</b>	<b>-</b>	<b>3,734</b>
F410	Construction of buildings	43	3,734	-	3,734
F421	Construction of roads and railways	5	-	-	-
F429	Construction of other civil engineering projects	S	S	S	S
F432	Electrical, plumbing and other construction installation activities	10	-	-	-
F439	Other specialized construction activities	S	S	S	S
	<b>X - Northern Mindanao</b>	<b>99</b>	<b>14,507</b>	<b>1,000</b>	<b>2,113</b>
F410	Construction of buildings	34	9,649	1,000	-
F421	Construction of roads and railways	23	1,578	-	1,316
F422	Construction of utility projects	6	2,484	-	-
F429	Construction of other civil engineering projects	10	-	-	-
F432	Electrical, plumbing and other construction installation activities	18	797	-	797
F433	Building completion and finishing	S	S	S	S
F439	Other specialized construction activities	S	S	S	S
	<b>XI - Davao Region</b>	<b>140</b>	<b>54,935</b>	<b>-</b>	<b>13,264</b>
F410	Construction of buildings	53	4,035	-	2,204
F421	Construction of roads and railways	26	-	-	-
F422	Construction of utility projects	6	-	-	-
F429	Construction of other civil engineering projects	12	7,893	-	-
F432	Electrical, plumbing and other construction installation activities	35	-	-	-
F439	Other specialized construction activities	9	43,008	-	11,060

**Table 4.3** Number of Establishments and Revenue from Non-Industrial Services Done for Others by Type for Construction Establishments by Region and Industry Group: Philippines, 2018

(Values are in thousand PhP, except number of establishments. Details may not add-up to total due to rounding and/or statistical disclosure control.)

Concluded

2009 PSIC Code	Region/Industry Description	Number of Establishments	Non-Industrial Services Done for Others		
			Total	Rent Income from Land	Rental Income from Building and Structures
		(1)	(2)	(3)	(4)
	<b>XII - SOCCSKSARGEN</b>	<b>48</b>	<b>1,396</b>	<b>-</b>	<b>549</b>
F410	Construction of buildings	22	133	-	-
F421	Construction of roads and railways	14	549	-	549
F422	Construction of utility projects	S	S	S	S
F429	Construction of other civil engineering projects	3	-	-	-
F432	Electrical, plumbing and other construction installation activities	6	714	-	-
F439	Other specialized construction activities	S	S	S	S
	<b>XIII - Caraga</b>	<b>31</b>	<b>3,102</b>	<b>-</b>	<b>-</b>
F410	Construction of buildings	S	S	S	S
F421	Construction of roads and railways	18	117	-	-
F429	Construction of other civil engineering projects	S	S	S	S
F439	Other specialized construction activities	7	79	-	-
	<b>Autonomous Region in Muslim Mindanao</b>	<b>S</b>	<b>S</b>	<b>S</b>	<b>S</b>
F421	Construction of roads and railways	S	S	S	S

Notes: 1. “-” – zero value

2. S - suppressed

Source: Philippine Statistics Authority, 2018 Census of Philippine Business and Industry

**Table 4.4** Number of Establishments and Other Income by Type for Construction Establishments by Region and Industry Group: Philippines, 2018

(Values are in thousand PhP, except number of establishments. Details may not add-up to total due to rounding and/or statistical disclosure control.)

2009 PSIC Code	Region/Industry Description	Number of Establish- ments	Other Income				
			Total	Foreign Exchange Gains	Gain from Sale of Assets	Gain from Sale of Investment Assets and Marketable Securities	Others
		(1)	(2)	(3)	(4)	(5)	(6)
	<b>Philippines</b>	<b>2,487</b>	<b>5,489,758</b>	<b>321,104</b>	<b>607,660</b>	<b>440,394</b>	<b>4,120,600</b>
F410	Construction of buildings	1,115	1,463,470	38,683	67,168	423,261	934,358
F421	Construction of roads and railways	374	1,530,278	79,672	390,869	332	1,059,405
F422	Construction of utility projects	125	1,130,883	146,478	12,489	1,660	970,256
F429	Construction of other civil engineering projects	163	103,871	5,872	40,169	-	57,830
F431	Demolition and site preparation	13	310	-	-	-	310
F432	Electrical, plumbing and other construction installation activities	467	1,212,499	49,365	81,011	15,138	1,066,985
F433	Building completion and finishing	96	18,894	420	144	-	18,331
F439	Other specialized construction activities	134	29,552	614	15,810	4	13,124
	<b>National Capital Region</b>	<b>949</b>	<b>4,109,102</b>	<b>282,460</b>	<b>588,759</b>	<b>437,385</b>	<b>2,800,498</b>
F410	Construction of buildings	380	1,202,732	27,295	57,191	423,261	694,985
F421	Construction of roads and railways	92	1,227,664	79,672	383,450	-	764,542
F422	Construction of utility projects	58	321,316	119,286	12,208	-	189,822
F429	Construction of other civil engineering projects	61	102,813	5,819	40,066	-	56,928
F431	Demolition and site preparation	10	310	-	-	-	310
F432	Electrical, plumbing and other construction installation activities	234	1,209,241	49,363	80,008	14,121	1,065,749
F433	Building completion and finishing	63	18,568	414	144	-	18,011
F439	Other specialized construction activities	50	26,457	610	15,694	4	10,150
	<b>Cordillera Administrative Region</b>	<b>41</b>	<b>1,005</b>	<b>-</b>	<b>-</b>	<b>-</b>	<b>1,005</b>
F410	Construction of buildings	17	-	-	-	-	-
F421	Construction of roads and railways	20	1,005	-	-	-	1,005
F429	Construction of other civil engineering projects	S	S	S	S	S	S
F432	Electrical, plumbing and other construction installation activities	S	S	S	S	S	S
F439	Other specialized construction activities	S	S	S	S	S	S
	<b>I - Ilocos Region</b>	<b>83</b>	<b>11,257</b>	<b>-</b>	<b>96</b>	<b>-</b>	<b>11,161</b>
F410	Construction of buildings	55	10,826	-	96	-	10,730

Continued

**Table 4.4** Number of Establishments and Other Income by Type for Construction Establishments by Region and Industry Group: Philippines, 2018

(Values are in thousand PhP, except number of establishments. Details may not add-up to total due to rounding and/or statistical disclosure control.)

Continued

2009 PSIC Code	Region/Industry Description	Number of Establish- ments	Other Income				
			Total	Foreign Exchange Gains	Gain from Sale of Assets	Gain from Sale of Investment Assets and Marketable Securities	Others
		(1)	(2)	(3)	(4)	(5)	(6)
F421	Construction of roads and railways	14	417	-	-	-	417
F422	Construction of utility projects	S	S	S	S	S	S
F432	Electrical, plumbing and other construction installation activities	10	13	-	-	-	13
F433	Building completion and finishing	S	S	S	S	S	S
F439	Other specialized construction activities	S	S	S	S	S	S
II - Cagayan Valley		13	-	-	-	-	-
F410	Construction of buildings	5	-	-	-	-	-
F421	Construction of roads and railways	5	-	-	-	-	-
F422	Construction of utility projects	S	S	S	S	S	S
F429	Construction of other civil engineering projects	S	S	S	S	S	S
F432	Electrical, plumbing and other construction installation activities	S	S	S	S	S	S
III - Central Luzon		212	74,545	431	82	1,660	72,373
F410	Construction of buildings	118	13,939	431	82	-	13,426
F421	Construction of roads and railways	33	58,946	-	-	-	58,946
F422	Construction of utility projects	13	1,660	-	-	1,660	-
F429	Construction of other civil engineering projects	12	-	-	-	-	-
F431	Demolition and site preparation	3	-	-	-	-	-
F432	Electrical, plumbing and other construction installation activities	15	-	-	-	-	-
F433	Building completion and finishing	3	-	-	-	-	-
F439	Other specialized construction activities	15	-	-	-	-	-
IVA - CALABARZON		296	805,247	79	2,006	1,017	802,145
F410	Construction of buildings	132	19,138	-	-	-	19,138
F421	Construction of roads and railways	21	26,349	-	1,252	-	25,097
F422	Construction of utility projects	18	754,133	74	-	-	754,059
F429	Construction of other civil engineering projects	11	741	-	-	-	741
F432	Electrical, plumbing and other construction installation activities	74	1,970	1	637	1,017	314
F433	Building completion and finishing	10	125	-	-	-	125
F439	Other specialized construction activities	30	2,791	4	116	-	2,671

**Table 4.4** Number of Establishments and Other Income by Type for Construction Establishments by Region and Industry Group: Philippines, 2018

(Values are in thousand PhP, except number of establishments. Details may not add-up to total due to rounding and/or statistical disclosure control.)

Continued

2009 PSIC Code	Region/Industry Description	Number of Establishments	Other Income				
			Total	Foreign Exchange Gains	Gain from Sale of Assets	Gain from Sale of Investment Assets and Marketable Securities	Others
			(1)	(2)	(3)	(4)	(5)
	<b>MIMAROPA</b>	<b>27</b>	-	-	-	-	-
F410	Construction of buildings	17	-	-	-	-	-
F421	Construction of roads and railways	8	-	-	-	-	-
F422	Construction of utility projects	S	S	S	S	S	S
F433	Building completion and finishing	S	S	S	S	S	S
	<b>V - Bicol Region</b>	<b>79</b>	<b>758</b>	<b>53</b>	<b>103</b>	-	<b>602</b>
F410	Construction of buildings	26	602	-	-	-	602
F421	Construction of roads and railways	20	-	-	-	-	-
F422	Construction of utility projects	5	-	-	-	-	-
F429	Construction of other civil engineering projects	12	156	53	103	-	-
F432	Electrical, plumbing and other construction installation activities	17	-	-	-	-	-
	<b>VI - Western Visayas</b>	<b>101</b>	<b>23,424</b>	<b>292</b>	-	-	<b>23,132</b>
F410	Construction of buildings	45	4,662	-	-	-	4,662
F421	Construction of roads and railways	24	15,151	-	-	-	15,151
F422	Construction of utility projects	S	S	S	S	S	S
F429	Construction of other civil engineering projects	18	161	-	-	-	161
F432	Electrical, plumbing and other construction installation activities	8	-	-	-	-	-
F439	Other specialized construction activities	S	S	S	S	S	S
	<b>VII - Central Visayas</b>	<b>231</b>	<b>383,045</b>	<b>37,788</b>	<b>11,360</b>	-	<b>333,897</b>
F410	Construction of buildings	132	165,286	10,956	9,800	-	144,530
F421	Construction of roads and railways	18	166,872	-	916	-	165,955
F422	Construction of utility projects	10	50,320	26,826	277	-	23,217
F429	Construction of other civil engineering projects	12	-	-	-	-	-
F432	Electrical, plumbing and other construction installation activities	38	366	-	366	-	-
F433	Building completion and finishing	12	200	5	-	-	195
F439	Other specialized construction activities	9	-	-	-	-	-



**Table 4.4** Number of Establishments and Other Income by Type for Construction Establishments by Region and Industry Group: Philippines, 2018

(Values are in thousand PhP, except number of establishments. Details may not add-up to total due to rounding and/or statistical disclosure control.)

Continued

2009 PSIC Code	Region/Industry Description	Number of Establish- ments	Other Income				
			Total	Foreign Exchange Gains	Gain from Sale of Assets	Gain from Sale of Investment Assets and Marketable Securities	Others
		(1)	(2)	(3)	(4)	(5)	(6)
	VIII - Eastern Visayas	68	46,398	-	260	110	46,028
F410	Construction of buildings	31	42,665	-	-	-	42,665
F421	Construction of roads and railways	31	3,733	-	260	110	3,363
F422	Construction of utility projects	3	-	-	-	-	-
F429	Construction of other civil engineering projects	3	-	-	-	-	-
	IX - Zamboanga Peninsula	67	600	-	-	-	600
F410	Construction of buildings	43	600	-	-	-	600
F421	Construction of roads and railways	5	-	-	-	-	-
F429	Construction of other civil engineering projects	S	S	S	S	S	S
F432	Electrical, plumbing and other construction installation activities	10	-	-	-	-	-
F439	Other specialized construction activities	S	S	S	S	S	S
	X - Northern Mindanao	99	21,269	-	4,929	221	16,118
F410	Construction of buildings	34	1,391	-	-	-	1,391
F421	Construction of roads and railways	23	19,875	-	4,926	221	14,728
F422	Construction of utility projects	6	3	-	3	-	-
F429	Construction of other civil engineering projects	10	-	-	-	-	-
F432	Electrical, plumbing and other construction installation activities	18	-	-	-	-	-
F433	Building completion and finishing	S	S	S	S	S	S
F439	Other specialized construction activities	S	S	S	S	S	S
	XI - Davao Region	140	4,476	-	-	-	4,476
F410	Construction of buildings	53	-	-	-	-	-
F421	Construction of roads and railways	26	3,566	-	-	-	3,566
F422	Construction of utility projects	6	-	-	-	-	-
F429	Construction of other civil engineering projects	12	-	-	-	-	-

**Table 4.4** Number of Establishments and Other Income by Type for Construction Establishments by Region and Industry Group: Philippines, 2018

(Values are in thousand PhP, except number of establishments. Details may not add-up to total due to rounding and/or statistical disclosure control.)

Concluded

Concluded							
2009 PSIC Code	Region/Industry Description	Number of Establishments	Other Income				
			Total	Foreign Exchange Gains	Gain from Sale of Assets	Gain from Sale of Investment Assets and Marketable Securities	Others
		(1)	(2)	(3)	(4)	(5)	(6)
F432	Electrical, plumbing and other construction installation activities	35	908	-	-	-	908
F439	Other specialized construction activities	9	2	-	-	-	2
	<b>XII - SOCCSKSARGEN</b>	<b>48</b>	<b>1,907</b>	<b>-</b>	<b>-</b>	<b>-</b>	<b>1,907</b>
F410	Construction of buildings	22	464	-	-	-	464
F421	Construction of roads and railways	14	1,443	-	-	-	1,443
F422	Construction of utility projects	S	S	S	S	S	S
F429	Construction of other civil engineering projects	3	-	-	-	-	-
F432	Electrical, plumbing and other construction installation activities	6	-	-	-	-	-
F439	Other specialized construction activities	S	S	S	S	S	S
	<b>XIII - Caraga</b>	<b>31</b>	<b>6,725</b>	<b>-</b>	<b>-</b>	<b>-</b>	<b>6,725</b>
F410	Construction of buildings	S	S	S	S	S	S
F421	Construction of roads and railways	18	5,257	-	-	-	5,257
F429	Construction of other civil engineering projects	S	S	S	S	S	S
F439	Other specialized construction activities	7	302	-	-	-	302
	<b>Autonomous Region in Muslim Mindanao</b>	<b>S</b>	<b>S</b>	<b>S</b>	<b>S</b>	<b>S</b>	<b>S</b>
F421	Construction of roads and railways	S	S	S	S	S	S

Notes: 1. "-" – zero value

2. S - suppressed

Source: Philippine Statistics Authority, 2018 Census of Philippine Business and Industry

**Table 5** Number of Establishments and Intermediate Expense by Type for Construction Establishments by Region and Industry Group: Philippines, 2018

(Values are in thousand PhP, except number of establishments. Details may not add-up to total due to rounding and/or statistical disclosure control.)

2009 PSIC Code	Region/Industry Description	Number of Establishments	Intermediate Expense		
			Total	Material and Supplies Purchased	Fuels, Lubricants, Oils and Greases Purchased
		(1)	(2)	(3)	(4)
	<b>Philippines</b>	<b>2,487</b>	<b>412,766,458</b>	<b>285,732,239</b>	<b>12,304,832</b>
F410	Construction of buildings	1,115	200,699,472	112,828,310	3,261,460
F421	Construction of roads and railways	374	121,149,457	104,086,665	6,317,490
F422	Construction of utility projects	125	19,143,250	14,568,423	451,376
F429	Construction of other civil engineering projects	163	19,100,986	13,023,666	503,597
F431	Demolition and site preparation	13	3,428,278	2,423,195	527,304
F432	Electrical, plumbing and other construction installation activities	467	34,410,600	27,590,155	963,692
F433	Building completion and finishing	96	8,123,442	5,508,238	63,442
F439	Other specialized construction activities	134	6,710,972	5,703,587	216,471
	<b>National Capital Region</b>	<b>949</b>	<b>259,230,008</b>	<b>150,882,791</b>	<b>3,459,653</b>
F410	Construction of buildings	380	151,521,943	69,340,009	877,393
F421	Construction of roads and railways	92	43,683,068	36,419,877	685,315
F422	Construction of utility projects	58	13,334,748	8,928,006	302,119
F429	Construction of other civil engineering projects	61	11,361,331	6,106,176	248,716
F431	Demolition and site preparation	10	3,425,692	2,423,195	525,450
F432	Electrical, plumbing and other construction installation activities	234	25,626,921	20,473,102	681,714
F433	Building completion and finishing	63	7,225,304	4,681,919	46,592
F439	Other specialized construction activities	50	3,051,002	2,510,508	92,354
	<b>Cordillera Administrative Region</b>	<b>41</b>	<b>3,931,667</b>	<b>3,237,335</b>	<b>523,750</b>
F410	Construction of buildings	17	373,108	256,708	16,006
F421	Construction of roads and railways	20	3,519,647	2,945,619	505,459
F429	Construction of other civil engineering projects	S	S	S	S
F432	Electrical, plumbing and other construction installation activities	S	S	S	S
F439	Other specialized construction activities	S	S	S	S
	<b>I - Ilocos Region</b>	<b>83</b>	<b>7,078,364</b>	<b>6,534,173</b>	<b>369,748</b>
F410	Construction of buildings	55	3,148,188	3,021,318	116,103

Continued

**Table 5** Number of Establishments and Intermediate Expense by Type for Construction Establishments by Region and Industry Group: Philippines, 2018

(Values are in thousand PhP, except number of establishments. Details may not add-up to total due to rounding and/or statistical disclosure control.)

Continued

2009 PSIC Code	Region/Industry Description	Number of Establishments	Intermediate Expense		
			Total	Material and Supplies Purchased	Fuels, Lubricants, Oils and Greases Purchased
		(1)	(2)	(3)	(4)
F421	Construction of roads and railways	14	3,381,453	2,984,567	250,968
F422	Construction of utility projects	S	S	S	S
F432	Electrical, plumbing and other construction installation activities	10	32,457	20,575	-
F433	Building completion and finishing	S	S	S	S
F439	Other specialized construction activities	S	S	S	S
	<b>II - Cagayan Valley</b>	<b>13</b>	<b>2,893,702</b>	<b>3,193,707</b>	<b>210,833</b>
F410	Construction of buildings	5	1,975,452	2,401,756	96,048
F421	Construction of roads and railways	5	850,686	725,818	113,123
F422	Construction of utility projects	S	S	S	S
F429	Construction of other civil engineering projects	S	S	S	S
F432	Electrical, plumbing and other construction installation activities	S	S	S	S
	<b>III - Central Luzon</b>	<b>212</b>	<b>25,347,329</b>	<b>20,774,878</b>	<b>1,533,558</b>
F410	Construction of buildings	118	9,590,940	7,575,533	456,312
F421	Construction of roads and railways	33	13,801,254	11,138,762	939,517
F422	Construction of utility projects	13	553,741	796,272	14,422
F429	Construction of other civil engineering projects	12	317,054	257,276	61,195
F431	Demolition and site preparation	3	2,586	-	1,855
F432	Electrical, plumbing and other construction installation activities	15	814,862	719,817	46,005
F433	Building completion and finishing	3	159,365	185,244	7,369
F439	Other specialized construction activities	15	107,526	101,975	6,884
	<b>IVA - CALABARZON</b>	<b>296</b>	<b>20,249,701</b>	<b>17,364,771</b>	<b>770,055</b>
F410	Construction of buildings	132	6,813,633	5,648,007	262,403
F421	Construction of roads and railways	21	5,312,136	4,942,519	252,587
F422	Construction of utility projects	18	1,399,213	1,191,264	32,901
F429	Construction of other civil engineering projects	11	637,042	576,582	9,527
F432	Electrical, plumbing and other construction installation activities	74	3,798,636	2,839,208	160,944
F433	Building completion and finishing	10	591,708	520,712	3,995
F439	Other specialized construction activities	30	1,697,332	1,646,479	47,699

**Table 5** Number of Establishments and Intermediate Expense by Type for Construction Establishments by Region and Industry Group: Philippines, 2018

(Values are in thousand PhP, except number of establishments. Details may not add-up to total due to rounding and/or statistical disclosure control.)

Continued

2009 PSIC Code	Region/Industry Description	Number of Establishments	Intermediate Expense		
			Total	Material and Supplies Purchased	Fuels, Lubricants, Oils and Greases Purchased
		(1)	(2)	(3)	(4)
	<b>MIMAROPA</b>	<b>27</b>	<b>2,825,540</b>	<b>2,487,254</b>	<b>93,314</b>
F410	Construction of buildings	17	963,821	942,327	17,230
F421	Construction of roads and railways	8	1,595,584	1,509,104	75,107
F422	Construction of utility projects	S	S	S	S
F433	Building completion and finishing	S	S	S	S
	<b>V - Bicol Region</b>	<b>79</b>	<b>14,224,174</b>	<b>13,194,939</b>	<b>284,218</b>
F410	Construction of buildings	26	2,158,576	1,986,751	23,600
F421	Construction of roads and railways	20	6,594,553	6,435,441	120,325
F422	Construction of utility projects	5	906,467	887,317	22,858
F429	Construction of other civil engineering projects	12	4,439,367	3,876,412	116,659
F432	Electrical, plumbing and other construction installation activities	17	125,211	9,019	777
	<b>VI - Western Visayas</b>	<b>101</b>	<b>9,361,764</b>	<b>8,265,966</b>	<b>750,531</b>
F410	Construction of buildings	45	2,156,361	1,945,087	108,538
F421	Construction of roads and railways	24	6,445,201	5,682,307	622,149
F422	Construction of utility projects	S	S	S	S
F429	Construction of other civil engineering projects	18	503,117	458,015	6,451
F432	Electrical, plumbing and other construction installation activities	8	25,040	23,485	790
F439	Other specialized construction activities	S	S	S	S
	<b>VII - Central Visayas</b>	<b>231</b>	<b>18,436,648</b>	<b>15,741,816</b>	<b>1,297,177</b>
F410	Construction of buildings	132	7,775,699	7,108,255	527,042
F421	Construction of roads and railways	18	7,423,681	5,746,491	650,941
F422	Construction of utility projects	10	1,882,133	2,035,758	59,488
F429	Construction of other civil engineering projects	12	148,039	113,416	17,338
F432	Electrical, plumbing and other construction installation activities	38	667,009	585,474	17,472
F433	Building completion and finishing	12	120,765	96,710	4,365
F439	Other specialized construction activities	9	419,321	55,712	20,531

**Table 5** Number of Establishments and Intermediate Expense by Type for Construction Establishments by Region and Industry Group: Philippines, 2018

(Values are in thousand PhP, except number of establishments. Details may not add-up to total due to rounding and/or statistical disclosure control.)

Continued

2009 PSIC Code	Region/Industry Description	Number of Establishments	Intermediate Expense		
			Total	Material and Supplies Purchased	Fuels, Lubricants, Oils and Greases Purchased
		(1)	(2)	(3)	(4)
	<b>VIII - Eastern Visayas</b>	<b>68</b>	<b>7,345,101</b>	<b>7,126,583</b>	<b>216,798</b>
F410	Construction of buildings	31	2,298,802	2,138,600	105,351
F421	Construction of roads and railways	31	4,777,338	4,720,110	111,037
F422	Construction of utility projects	3	1,040	969	23
F429	Construction of other civil engineering projects	3	267,922	266,904	387
	<b>IX - Zamboanga Peninsula</b>	<b>67</b>	<b>6,103,706</b>	<b>5,546,756</b>	<b>260,594</b>
F410	Construction of buildings	43	1,790,612	1,606,255	96,190
F421	Construction of roads and railways	5	1,755,490	1,631,385	131,196
F429	Construction of other civil engineering projects	S	S	S	S
F432	Electrical, plumbing and other construction installation activities	10	2,363,214	2,117,972	31,035
F439	Other specialized construction activities	S	S	S	S
	<b>X - Northern Mindanao</b>	<b>99</b>	<b>8,611,735</b>	<b>7,786,093</b>	<b>628,540</b>
F410	Construction of buildings	34	1,553,237	1,378,174	48,389
F421	Construction of roads and railways	23	6,649,128	6,057,951	546,557
F422	Construction of utility projects	6	58,183	51,085	3,572
F429	Construction of other civil engineering projects	10	259,079	217,795	24,526
F432	Electrical, plumbing and other construction installation activities	18	54,003	45,950	4,089
F433	Building completion and finishing	S	S	S	S
F439	Other specialized construction activities	S	S	S	S
	<b>XI - Davao Region</b>	<b>140</b>	<b>16,316,400</b>	<b>14,213,572</b>	<b>1,120,350</b>
F410	Construction of buildings	53	3,668,817	3,331,371	178,790
F421	Construction of roads and railways	26	10,063,560	8,464,809	899,517
F422	Construction of utility projects	6	87,061	68,460	5,178
F429	Construction of other civil engineering projects	12	565,403	558,219	4,426
F432	Electrical, plumbing and other construction installation activities	35	844,541	702,962	18,237
F439	Other specialized construction activities	9	1,087,016	1,087,751	14,201

**Table 5** Number of Establishments and Intermediate Expense by Type for Construction Establishments by Region and Industry Group: Philippines, 2018

(Values are in thousand PhP, except number of establishments. Details may not add-up to total due to rounding and/or statistical disclosure control.)

Continued

2009 PSIC Code	Region/Industry Description	Number of Establishments	Intermediate Expense		
			Total	Material and Supplies Purchased	Fuels, Lubricants, Oils and Greases Purchased
		(1)	(2)	(3)	(4)
	<b>XII - SOCCSKSARGEN</b>	<b>48</b>	<b>6,396,774</b>	<b>5,356,763</b>	<b>426,368</b>
F410	Construction of buildings	22	4,450,640	3,732,538	293,080
F421	Construction of roads and railways	14	1,476,232	1,179,228	120,171
F422	Construction of utility projects	S	S	S	S
F429	Construction of other civil engineering projects	3	382,826	373,089	9,970
F432	Electrical, plumbing and other construction installation activities	6	27,977	25,960	1,071
F439	Other specialized construction activities	S	S	S	S
	<b>XIII - Caraga</b>	<b>31</b>	<b>4,337,670</b>	<b>3,973,742</b>	<b>338,779</b>
F410	Construction of buildings	S	S	S	S
F421	Construction of roads and railways	18	3,744,272	3,451,578	272,957
F429	Construction of other civil engineering projects	S	S	S	S
F439	Other specialized construction activities	7	108,972	80,118	26,194
	<b>Autonomous Region in Muslim Mindanao</b>	<b>S</b>	<b>S</b>	<b>S</b>	<b>S</b>
F421	Construction of roads and railways	S	S	S	S

**Table 5** Number of Establishments and Intermediate Expense by Type for Construction Establishments by Region and Industry Group: Philippines, 2018*(Values are in thousand PhP, except number of establishments. Details may not add-up to total due to rounding and/or statistical disclosure control.)**Continued*

2009 PSIC Code	Region/Industry Description	Intermediate Expense		
		Electricity and Water Purchased	Contract and Commission Work Done by Others	Beginning Less Ending Inventory of Materials, Supplies and Fuels
		(5)	(6)	(7)
	<b>Philippines</b>	<b>7,288,116</b>	<b>117,495,896</b>	<b>-10,054,624</b>
F410	Construction of buildings	2,340,198	87,543,721	-5,274,216
F421	Construction of roads and railways	1,079,968	11,383,575	-1,718,242
F422	Construction of utility projects	205,231	6,393,681	-2,475,460
F429	Construction of other civil engineering projects	149,320	5,679,341	-254,939
F431	Demolition and site preparation	156,476	320,104	1,199
F432	Electrical, plumbing and other construction installation activities	842,724	4,961,058	52,970
F433	Building completion and finishing	2,432,129	428,022	-308,388
F439	Other specialized construction activities	82,068	786,394	-77,548
	<b>National Capital Region</b>	<b>5,767,257</b>	<b>108,448,468</b>	<b>-9,328,161</b>
F410	Construction of buildings	1,683,187	84,397,604	-4,776,249
F421	Construction of roads and railways	495,506	7,690,736	-1,608,367
F422	Construction of utility projects	133,780	5,967,397	-1,996,555
F429	Construction of other civil engineering projects	102,947	5,196,833	-293,341
F431	Demolition and site preparation	155,745	320,104	1,199
F432	Electrical, plumbing and other construction installation activities	723,699	4,092,599	-344,193
F433	Building completion and finishing	2,413,861	349,849	-266,917
F439	Other specialized construction activities	58,531	433,346	-43,737
	<b>Cordillera Administrative Region</b>	<b>25,998</b>	<b>120,077</b>	<b>24,507</b>
F410	Construction of buildings	14,603	85,044	747
F421	Construction of roads and railways	10,833	35,033	22,703
F429	Construction of other civil engineering projects	S	S	S
F432	Electrical, plumbing and other construction installation activities	S	S	S
F439	Other specialized construction activities	S	S	S
	<b>I - Ilocos Region</b>	<b>38,506</b>	<b>147,587</b>	<b>-11,650</b>
F410	Construction of buildings	16,761	6,505	-12,498



**Table 5** Number of Establishments and Intermediate Expense by Type for Construction Establishments by Region and Industry Group: Philippines, 2018

(Values are in thousand PhP, except number of establishments. Details may not add-up to total due to rounding and/or statistical disclosure control.)

Continued

2009 PSIC Code	Region/Industry Description	Intermediate Expense		
		Electricity and Water Purchased	Contract and Commission Work Done by Others	Beginning Less Ending Inventory of Materials, Supplies and Fuels
		(5)	(6)	(7)
F421	Construction of roads and railways	17,383	132,134	-3,598
F422	Construction of utility projects	S	S	S
F432	Electrical, plumbing and other construction installation activities	2,933	8,948	-
F433	Building completion and finishing	S	S	S
F439	Other specialized construction activities	S	S	S
	<b>II - Cagayan Valley</b>	<b>14,956</b>	<b>-</b>	<b>-525,794</b>
F410	Construction of buildings	11,495	-	-533,847
F421	Construction of roads and railways	3,079	-	8,666
F422	Construction of utility projects	S	S	S
F429	Construction of other civil engineering projects	S	S	S
F432	Electrical, plumbing and other construction installation activities	S	S	S
	<b>III - Central Luzon</b>	<b>291,091</b>	<b>3,339,655</b>	<b>-591,854</b>
F410	Construction of buildings	191,256	1,428,013	-60,173
F421	Construction of roads and railways	61,345	1,881,874	-220,244
F422	Construction of utility projects	2,650	-	-259,602
F429	Construction of other civil engineering projects	1,264	8,704	-11,385
F431	Demolition and site preparation	731	-	-
F432	Electrical, plumbing and other construction installation activities	27,573	12,132	9,335
F433	Building completion and finishing	2,138	6,683	-42,068
F439	Other specialized construction activities	4,136	2,249	-7,718
	<b>IVA - CALABARZON</b>	<b>361,149</b>	<b>1,702,459</b>	<b>51,267</b>
F410	Construction of buildings	184,735	715,680	2,808
F421	Construction of roads and railways	36,203	87,916	-7,088
F422	Construction of utility projects	31,385	143,663	-
F429	Construction of other civil engineering projects	13,436	5,076	32,421
F432	Electrical, plumbing and other construction installation activities	71,659	688,077	38,749
F433	Building completion and finishing	10,545	57,157	-701
F439	Other specialized construction activities	13,186	4,890	-14,922

**Table 5** Number of Establishments and Intermediate Expense by Type for Construction Establishments by Region and Industry Group: Philippines, 2018

(Values are in thousand Php, except number of establishments. Details may not add-up to total due to rounding and/or statistical disclosure control.)

Continued

2009 PSIC Code	Region/Industry Description	Intermediate Expense		
		Electricity and Water Purchased	Contract and Commission Work Done by Others	Beginning Less Ending Inventory of Materials, Supplies and Fuels
		(5)	(6)	(7)
	<b>MIMAROPA</b>	<b>9,723</b>	<b>240,324</b>	<b>-5,075</b>
F410	Construction of buildings	1,967	1,320	977
F421	Construction of roads and railways	7,448	10,185	-6,259
F422	Construction of utility projects	S	S	S
F433	Building completion and finishing	S	S	S
	<b>V - Bicol Region</b>	<b>96,680</b>	<b>549,291</b>	<b>99,044</b>
F410	Construction of buildings	4,938	5,229	138,058
F421	Construction of roads and railways	77,640	16,276	-55,129
F422	Construction of utility projects	1,409	-	-5,117
F429	Construction of other civil engineering projects	12,144	412,966	21,186
F432	Electrical, plumbing and other construction installation activities	549	114,820	47
	<b>VI - Western Visayas</b>	<b>117,632</b>	<b>237,227</b>	<b>-9,592</b>
F410	Construction of buildings	16,603	130,390	-44,258
F421	Construction of roads and railways	85,193	43,356	12,196
F422	Construction of utility projects	S	S	S
F429	Construction of other civil engineering projects	5,828	19,849	12,974
F432	Electrical, plumbing and other construction installation activities	926	-	-161
F439	Other specialized construction activities	S	S	S
	<b>VII - Central Visayas</b>	<b>196,142</b>	<b>1,679,028</b>	<b>-477,515</b>
F410	Construction of buildings	78,857	295,829	-234,284
F421	Construction of roads and railways	83,074	995,845	-52,669
F422	Construction of utility projects	21,131	280	-234,523
F429	Construction of other civil engineering projects	2,146	13,509	1,631
F432	Electrical, plumbing and other construction installation activities	5,358	17,677	41,028
F433	Building completion and finishing	5,055	13,333	1,303
F439	Other specialized construction activities	522	342,556	-

**Table 5** Number of Establishments and Intermediate Expense by Type for Construction Establishments by Region and Industry Group: Philippines, 2018

(Values are in thousand PhP, except number of establishments. Details may not add-up to total due to rounding and/or statistical disclosure control.)

Continued

2009 PSIC Code	Region/Industry Description	Intermediate Expense		
		Electricity and Water Purchased	Contract and Commission Work Done by Others	Beginning Less Ending Inventory of Materials, Supplies and Fuels
		(5)	(6)	(7)
	<b>VIII - Eastern Visayas</b>	<b>40,497</b>	<b>110,902</b>	<b>-149,680</b>
F410	Construction of buildings	30,048	104,140	-79,337
F421	Construction of roads and railways	10,258	6,762	-70,830
F422	Construction of utility projects	48	-	-
F429	Construction of other civil engineering projects	144	-	487
	<b>IX - Zamboanga Peninsula</b>	<b>14,129</b>	<b>45,978</b>	<b>236,250</b>
F410	Construction of buildings	7,728	25,017	55,422
F421	Construction of roads and railways	2,495	9,577	-19,164
F429	Construction of other civil engineering projects	S	S	S
F432	Electrical, plumbing and other construction installation activities	1,340	-	212,867
F439	Other specialized construction activities	S	S	S
	<b>X - Northern Mindanao</b>	<b>74,183</b>	<b>47,589</b>	<b>75,330</b>
F410	Construction of buildings	12,609	29,138	84,927
F421	Construction of roads and railways	49,619	4,594	-9,593
F422	Construction of utility projects	3,395	131	-
F429	Construction of other civil engineering projects	5,738	11,019	-
F432	Electrical, plumbing and other construction installation activities	2,257	1,707	-
F433	Building completion and finishing	S	S	S
F439	Other specialized construction activities	S	S	S
	<b>XI - Davao Region</b>	<b>169,796</b>	<b>493,618</b>	<b>319,065</b>
F410	Construction of buildings	72,566	165,496	-79,405
F421	Construction of roads and railways	84,731	301,151	313,352
F422	Construction of utility projects	701	2,863	9,860
F429	Construction of other civil engineering projects	2,758	-	-
F432	Electrical, plumbing and other construction installation activities	6,022	24,109	93,211
F439	Other specialized construction activities	3,018	-	-17,954

**Table 5** Number of Establishments and Intermediate Expense by Type for Construction Establishments by Region and Industry Group: Philippines, 2018

(Values are in thousand PhP, except number of establishments. Details may not add-up to total due to rounding and/or statistical disclosure control.)

2009 PSIC Code	Region/Industry Description	Intermediate Expense		
		Electricity and Water Purchased	Contract and Commission Work Done by Others	Beginning Less Ending Inventory of Materials, Supplies and Fuels
		(5)	(6)	(7)
	<b>XII - SOCCSKSARGEN</b>	<b>23,016</b>	<b>329,254</b>	<b>261,374</b>
F410	Construction of buildings	11,288	154,317	259,417
F421	Construction of roads and railways	9,782	164,466	2,585
F422	Construction of utility projects	S	S	S
F429	Construction of other civil engineering projects	598	-	-831
F432	Electrical, plumbing and other construction installation activities	324	989	-367
F439	Other specialized construction activities	S	S	S
	<b>XIII - Caraga</b>	<b>42,853</b>	<b>4,437</b>	<b>-22,141</b>
F410	Construction of buildings	S	S	S
F421	Construction of roads and railways	40,872	3,670	-24,805
F429	Construction of other civil engineering projects	S	S	S
F439	Other specialized construction activities	197	767	1,697
	<b>Autonomous Region in Muslim Mindanao</b>	<b>S</b>	<b>S</b>	<b>S</b>
F421	Construction of roads and railways	S	S	S

Notes: 1. “-” – zero value

2. S - suppressed

Source: Philippine Statistics Authority, 2018 Census of Philippine Business and Industry

**Table 5.1** Number of Establishments and Expense by Type for Construction Establishments by Region and Industry Group: Philippines, 2018*(Values are in thousand PhP, except number of establishments. Details may not add-up to total due to rounding and/or statistical disclosure control.)*

2009 PSIC Code	Region/Industry Description	Number of Establishments	Expense		
			Total	Cost of Construction Contracts	Cost of Products Purchased
		(1)	(2)	(3)	(4)
	<b>Philippines</b>	<b>2,487</b>	<b>632,994,620</b>	<b>565,037,730</b>	<b>902,179</b>
F410	Construction of buildings	1,115	281,033,810	260,664,967	48,672
F421	Construction of roads and railways	374	199,155,172	177,239,289	729,821
F422	Construction of utility projects	125	33,045,546	28,361,079	24,330
F429	Construction of other civil engineering projects	163	29,928,590	27,053,378	2,478
F431	Demolition and site preparation	13	7,033,266	6,319,615	-
F432	Electrical, plumbing and other construction installation activities	467	58,058,798	48,099,833	96,296
F433	Building completion and finishing	96	12,914,678	8,540,798	502
F439	Other specialized construction activities	134	11,824,759	8,758,769	80
	<b>National Capital Region</b>	<b>949</b>	<b>404,959,960</b>	<b>358,670,065</b>	<b>502</b>
F410	Construction of buildings	380	210,466,008	196,168,388	-
F421	Construction of roads and railways	92	85,687,558	74,227,494	-
F422	Construction of utility projects	58	20,595,912	17,838,854	-
F429	Construction of other civil engineering projects	61	18,290,039	16,296,162	-
F431	Demolition and site preparation	10	6,956,160	6,257,861	-
F432	Electrical, plumbing and other construction installation activities	234	44,693,090	36,471,453	-
F433	Building completion and finishing	63	11,163,940	7,060,208	502
F439	Other specialized construction activities	50	7,107,254	4,349,644	-
	<b>Cordillera Administrative Region</b>	<b>41</b>	<b>5,293,324</b>	<b>4,952,772</b>	<b>-</b>
F410	Construction of buildings	17	574,639	499,554	-
F421	Construction of roads and railways	20	4,652,741	4,395,019	-
F429	Construction of other civil engineering projects	S	S	S	S
F432	Electrical, plumbing and other construction installation activities	S	S	S	S
F439	Other specialized construction activities	S	S	S	S
	<b>I - Ilocos Region</b>	<b>83</b>	<b>9,727,202</b>	<b>8,941,443</b>	<b>-</b>
F410	Construction of buildings	55	4,849,545	4,444,739	-

Continued

**Table 5.1** Number of Establishments and Expense by Type for Construction Establishments by Region and Industry Group: Philippines, 2018

(Values are in thousand PhP, except number of establishments. Details may not add-up to total due to rounding and/or statistical disclosure control.)

Continued

2009 PSIC Code	Region/Industry Description	Number of Establishments	Expense		
			Total	Cost of Construction Contracts	Cost of Products Purchased
		(1)	(2)	(3)	(4)
F421	Construction of roads and railways	14	4,123,851	3,852,410	-
F422	Construction of utility projects	S	S	S	S
F432	Electrical, plumbing and other construction installation activities	10	65,071	37,731	-
F433	Building completion and finishing	S	S	S	S
F439	Other specialized construction activities	S	S	S	S
	<b>II - Cagayan Valley</b>	<b>13</b>	<b>4,086,027</b>	<b>3,766,784</b>	<b>85,140</b>
F410	Construction of buildings	5	2,644,702	2,615,486	-
F421	Construction of roads and railways	5	1,350,904	1,064,166	85,140
F422	Construction of utility projects	S	S	S	S
F429	Construction of other civil engineering projects	S	S	S	S
F432	Electrical, plumbing and other construction installation activities	S	S	S	S
	<b>III - Central Luzon</b>	<b>212</b>	<b>37,347,070</b>	<b>33,247,903</b>	<b>657,606</b>
F410	Construction of buildings	118	13,518,353	12,173,635	-
F421	Construction of roads and railways	33	20,157,572	17,950,241	635,691
F422	Construction of utility projects	13	802,380	701,592	21,836
F429	Construction of other civil engineering projects	12	475,633	448,236	-
F431	Demolition and site preparation	3	77,106	61,754	-
F432	Electrical, plumbing and other construction installation activities	15	1,668,326	1,357,004	-
F433	Building completion and finishing	3	492,750	423,078	-
F439	Other specialized construction activities	15	154,949	132,363	80
	<b>IVA - CALABARZON</b>	<b>296</b>	<b>32,298,013</b>	<b>27,726,412</b>	<b>127,000</b>
F410	Construction of buildings	132	9,774,283	8,419,149	30,704
F421	Construction of roads and railways	21	7,034,035	6,483,031	-
F422	Construction of utility projects	18	4,053,711	2,842,470	-
F429	Construction of other civil engineering projects	11	1,166,042	1,071,664	-
F432	Electrical, plumbing and other construction installation activities	74	6,788,221	5,737,419	96,296
F433	Building completion and finishing	10	1,006,189	864,159	-
F439	Other specialized construction activities	30	2,475,533	2,308,519	-

**Table 5.1** Number of Establishments and Expense by Type for Construction Establishments by Region and Industry Group: Philippines, 2018

(Values are in thousand PhP, except number of establishments. Details may not add-up to total due to rounding and/or statistical disclosure control.)

Continued

2009 PSIC Code	Region/Industry Description	Number of Establishments	Expense		
			Total	Cost of Construction Contracts	Cost of Products Purchased
		(1)	(2)	(3)	(4)
	<b>MIMAROPA</b>	<b>27</b>	<b>3,857,445</b>	<b>3,575,770</b>	<b>-</b>
F410	Construction of buildings	17	1,335,864	1,220,256	-
F421	Construction of roads and railways	8	2,179,145	2,033,399	-
F422	Construction of utility projects	S	S	S	S
F433	Building completion and finishing	S	S	S	S
	<b>V - Bicol Region</b>	<b>79</b>	<b>20,879,642</b>	<b>19,745,292</b>	<b>2,478</b>
F410	Construction of buildings	26	2,912,502	2,852,185	-
F421	Construction of roads and railways	20	9,826,830	9,422,046	-
F422	Construction of utility projects	5	1,291,769	1,213,089	-
F429	Construction of other civil engineering projects	12	6,588,767	6,130,838	2,478
F432	Electrical, plumbing and other construction installation activities	17	259,774	127,134	-
	<b>VI - Western Visayas</b>	<b>101</b>	<b>12,922,682</b>	<b>11,191,392</b>	<b>8,866</b>
F410	Construction of buildings	45	3,185,539	2,839,327	-
F421	Construction of roads and railways	24	8,649,362	7,372,332	8,866
F422	Construction of utility projects	S	S	S	S
F429	Construction of other civil engineering projects	18	585,522	543,316	-
F432	Electrical, plumbing and other construction installation activities	8	34,681	32,817	-
F439	Other specialized construction activities	S	S	S	S
	<b>VII - Central Visayas</b>	<b>231</b>	<b>28,933,573</b>	<b>26,679,890</b>	<b>3,168</b>
F410	Construction of buildings	132	12,231,906	11,248,015	3,168
F421	Construction of roads and railways	18	10,272,265	9,464,056	-
F422	Construction of utility projects	10	4,596,795	4,317,558	-
F429	Construction of other civil engineering projects	12	252,725	224,171	-
F432	Electrical, plumbing and other construction installation activities	38	895,506	810,888	-
F433	Building completion and finishing	12	207,003	165,103	-
F439	Other specialized construction activities	9	477,373	450,101	-

**Table 5.1** Number of Establishments and Expense by Type for Construction Establishments by Region and Industry Group:  
Philippines, 2018

(Values are in thousand PhP, except number of establishments. Details may not add-up to total due to rounding and/or statistical disclosure control.)

Continued

2009 PSIC Code	Region/Industry Description	Number of Establishments	Expense		
			Total	Cost of Construction Contracts	Cost of Products Purchased
		(1)	(2)	(3)	(4)
	<b>VIII - Eastern Visayas</b>	<b>68</b>	<b>10,406,435</b>	<b>9,122,003</b>	<b>11,874</b>
F410	Construction of buildings	31	3,476,711	3,056,678	11,874
F421	Construction of roads and railways	31	6,559,797	5,698,605	-
F422	Construction of utility projects	3	2,764	2,071	-
F429	Construction of other civil engineering projects	3	367,163	364,649	-
	<b>IX - Zamboanga Peninsula</b>	<b>67</b>	<b>8,953,596</b>	<b>8,726,235</b>	<b>2,926</b>
F410	Construction of buildings	43	2,195,147	2,042,714	2,926
F421	Construction of roads and railways	5	4,058,157	4,015,462	-
F429	Construction of other civil engineering projects	S	S	S	S
F432	Electrical, plumbing and other construction installation activities	10	2,401,773	2,390,126	-
F439	Other specialized construction activities	S	S	S	S
	<b>X - Northern Mindanao</b>	<b>99</b>	<b>14,585,406</b>	<b>13,426,447</b>	<b>-</b>
F410	Construction of buildings	34	1,952,730	1,839,177	-
F421	Construction of roads and railways	23	11,869,222	10,990,147	-
F422	Construction of utility projects	6	107,678	80,267	-
F429	Construction of other civil engineering projects	10	509,660	415,437	-
F432	Electrical, plumbing and other construction installation activities	18	88,708	62,382	-
F433	Building completion and finishing	S	S	S	S
F439	Other specialized construction activities	S	S	S	S
	<b>XI - Davao Region</b>	<b>140</b>	<b>22,531,397</b>	<b>21,056,111</b>	<b>2,494</b>
F410	Construction of buildings	53	5,054,002	4,655,449	-
F421	Construction of roads and railways	26	14,271,461	13,498,024	-
F422	Construction of utility projects	6	185,782	125,864	2,494
F429	Construction of other civil engineering projects	12	744,797	653,678	-
F432	Electrical, plumbing and other construction installation activities	35	1,077,391	997,530	-
F439	Other specialized construction activities	9	1,197,963	1,125,567	-



**Table 5.1** Number of Establishments and Expense by Type for Construction Establishments by Region and Industry Group: Philippines, 2018*(Values are in thousand PhP, except number of establishments. Details may not add-up to total due to rounding and/or statistical disclosure control.)**Continued*

2009 PSIC Code	Region/Industry Description	Number of Establishments	Expense		
			Total	Cost of Construction Contracts	Cost of Products Purchased
		(1)	(2)	(3)	(4)
	<b>XII - SOCCSKSARGEN</b>	<b>48</b>	<b>8,885,988</b>	<b>8,416,682</b>	<b>-</b>
F410	Construction of buildings	22	6,251,540	6,056,724	-
F421	Construction of roads and railways	14	1,924,430	1,685,676	-
F422	Construction of utility projects	S	S	S	S
F429	Construction of other civil engineering projects	3	592,003	572,391	-
F432	Electrical, plumbing and other construction installation activities	6	39,911	33,068	-
F439	Other specialized construction activities	S	S	S	S
	<b>XIII - Caraga</b>	<b>31</b>	<b>7,204,413</b>	<b>5,679,159</b>	<b>-</b>
F410	Construction of buildings	S	S	S	S
F421	Construction of roads and railways	18	6,415,394	4,973,811	-
F429	Construction of other civil engineering projects	S	S	S	S
F439	Other specialized construction activities	7	130,057	127,368	-
	<b>Autonomous Region in Muslim Mindanao</b>	<b>S</b>	<b>S</b>	<b>S</b>	<b>S</b>
F421	Construction of roads and railways	S	S	S	S

**Table 5.1** Number of Establishments and Expense by Type for Construction Establishments by Region and Industry Group: Philippines, 2018*(Values are in thousand PhP, except number of establishments. Details may not add-up to total due to rounding and/or statistical disclosure control.)*

2009 PSIC Code	Region/Industry Description	Expense			
		Cost of Goods Purchased	Cost of Real Estate Purchased	Interest Expense	General Administrative and Other Operating Expenses
		(5)	(6)	(7)	(8)
	<b>Philippines</b>	<b>2,966,827</b>	<b>81,009</b>	<b>6,546,128</b>	<b>57,568,868</b>
F410	Construction of buildings	275,358	79,765	2,413,411	17,551,636
F421	Construction of roads and railways	252,608	1,244	2,818,960	18,221,372
F422	Construction of utility projects	50,483	-	571,665	4,037,988
F429	Construction of other civil engineering projects	46,380	-	309,563	2,516,791
F431	Demolition and site preparation	-	-	198,754	514,897
F432	Electrical, plumbing and other construction installation activities	2,337,778	-	152,918	7,371,973
F433	Building completion and finishing	4,197	-	51,949	4,317,232
F439	Other specialized construction activities	23	-	28,908	3,036,979
	<b>National Capital Region</b>	<b>2,402,198</b>	<b>79,765</b>	<b>4,575,421</b>	<b>39,232,009</b>
F410	Construction of buildings	97,055	79,765	1,877,954	12,242,845
F421	Construction of roads and railways	-	-	1,988,152	9,471,912
F422	Construction of utility projects	45,976	-	82,039	2,629,043
F429	Construction of other civil engineering projects	45,069	-	260,438	1,688,370
F431	Demolition and site preparation	-	-	197,872	500,427
F432	Electrical, plumbing and other construction installation activities	2,213,120	-	116,140	5,892,377
F433	Building completion and finishing	978	-	38,168	4,064,084
F439	Other specialized construction activities	-	-	14,659	2,742,951
	<b>Cordillera Administrative Region</b>	<b>-</b>	<b>-</b>	<b>48,212</b>	<b>292,340</b>
F410	Construction of buildings	-	-	10,657	64,429
F421	Construction of roads and railways	-	-	37,555	220,166
F429	Construction of other civil engineering projects	S	S	S	S
F432	Electrical, plumbing and other construction installation activities	S	S	S	S
F439	Other specialized construction activities	S	S	S	S
	<b>I - Ilocos Region</b>	<b>16,729</b>	<b>-</b>	<b>85,160</b>	<b>683,870</b>
F410	Construction of buildings	16,729	-	20,304	367,774
F421	Construction of roads and railways	-	-	30,144	241,297

**Table 5.1** Number of Establishments and Expense by Type for Construction Establishments by Region and Industry Group: Philippines, 2018

(Values are in thousand PhP, except number of establishments. Details may not add-up to total due to rounding and/or statistical disclosure control.)

Continued

2009 PSIC Code	Region/Industry Description	Expense			
		Cost of Goods Purchased	Cost of Real Estate Purchased	Interest Expense	General Administrative and Other Operating Expenses
		(5)	(6)	(7)	(8)
F422	Construction of utility projects	S	S	S	S
F432	Electrical, plumbing and other construction installation activities	-	-	-	27,341
F433	Building completion and finishing	S	S	S	S
F439	Other specialized construction activities	S	S	S	S
	<b>II - Cagayan Valley</b>	-	-	<b>23,033</b>	<b>211,071</b>
F410	Construction of buildings	-	-	21,137	8,079
F421	Construction of roads and railways	-	-	1,880	199,719
F422	Construction of utility projects	S	S	S	S
F429	Construction of other civil engineering projects	S	S	S	S
F432	Electrical, plumbing and other construction installation activities	S	S	S	S
	<b>III - Central Luzon</b>	<b>113,461</b>	-	<b>318,088</b>	<b>3,010,012</b>
F410	Construction of buildings	41,687	-	207,534	1,095,497
F421	Construction of roads and railways	71,751	-	87,677	1,412,212
F422	Construction of utility projects	-	-	-	78,952
F429	Construction of other civil engineering projects	-	-	-	27,398
F431	Demolition and site preparation	-	-	882	14,470
F432	Electrical, plumbing and other construction installation activities	-	-	21,688	289,634
F433	Building completion and finishing	-	-	228	69,443
F439	Other specialized construction activities	23	-	78	22,405
	<b>IVA - CALABARZON</b>	-	-	<b>607,813</b>	<b>3,836,788</b>
F410	Construction of buildings	-	-	45,125	1,279,305
F421	Construction of roads and railways	-	-	80,319	470,684
F422	Construction of utility projects	-	-	445,195	766,045
F429	Construction of other civil engineering projects	-	-	7,932	86,446
F432	Electrical, plumbing and other construction installation activities	-	-	12,778	941,728
F433	Building completion and finishing	-	-	13,179	128,851
F439	Other specialized construction activities	-	-	3,285	163,728

**Table 5.1** Number of Establishments and Expense by Type for Construction Establishments by Region and Industry Group:  
Philippines, 2018

(Values are in thousand PhP, except number of establishments. Details may not add-up to total due to rounding and/or statistical disclosure control.)

Continued

2009 PSIC Code	Region/Industry Description	Expense			
		Cost of Goods Purchased	Cost of Real Estate Purchased	Interest Expense	General Administrative and Other Operating Expenses
		(5)	(6)	(7)	(8)
	<b>MIMAROPA</b>	-	-	<b>22,287</b>	<b>259,388</b>
F410	Construction of buildings	-	-	12,952	102,655
F421	Construction of roads and railways	-	-	9,334	136,412
F422	Construction of utility projects	S	S	S	S
F433	Building completion and finishing	S	S	S	S
	<b>V - Bicol Region</b>	<b>155,039</b>	-	<b>71,685</b>	<b>905,146</b>
F410	Construction of buildings	-	-	4,661	55,656
F421	Construction of roads and railways	39,219	-	50,097	315,468
F422	Construction of utility projects	-	-	5,244	73,436
F429	Construction of other civil engineering projects	1,000	-	11,536	442,914
F432	Electrical, plumbing and other construction installation activities	114,820	-	147	17,672
	<b>VI - Western Visayas</b>	<b>101,635</b>	-	<b>37,578</b>	<b>1,583,210</b>
F410	Construction of buildings	-	-	14,474	331,738
F421	Construction of roads and railways	101,635	-	20,683	1,145,846
F422	Construction of utility projects	S	S	S	S
F429	Construction of other civil engineering projects	-	-	2,394	39,812
F432	Electrical, plumbing and other construction installation activities	-	-	-	1,863
F439	Other specialized construction activities	S	S	S	S
	<b>VII - Central Visayas</b>	<b>76,430</b>	-	<b>242,203</b>	<b>1,931,882</b>
F410	Construction of buildings	47,623	-	96,419	836,681
F421	Construction of roads and railways	18,969	-	141,950	647,291
F422	Construction of utility projects	-	-	1,020	278,217
F429	Construction of other civil engineering projects	-	-	2,258	26,297
F432	Electrical, plumbing and other construction installation activities	9,838	-	182	74,598
F433	Building completion and finishing	-	-	374	41,526
F439	Other specialized construction activities	-	-	-	27,272

**Table 5.1** Number of Establishments and Expense by Type for Construction Establishments by Region and Industry Group: Philippines, 2018

(Values are in thousand PhP, except number of establishments. Details may not add-up to total due to rounding and/or statistical disclosure control.)

Continued

2009 PSIC Code	Region/Industry Description	Expense			
		Cost of Goods Purchased	Cost of Real Estate Purchased	Interest Expense	General Administrative and Other Operating Expenses
		(5)	(6)	(7)	(8)
	<b>VIII - Eastern Visayas</b>	<b>22,930</b>	<b>-</b>	<b>107,810</b>	<b>1,141,818</b>
F410	Construction of buildings	22,620	-	20,983	364,556
F421	Construction of roads and railways	-	-	86,772	774,419
F422	Construction of utility projects	-	-	-	693
F429	Construction of other civil engineering projects	310	-	54	2,149
	<b>IX - Zamboanga Peninsula</b>	<b>144</b>	<b>-</b>	<b>14,929</b>	<b>209,362</b>
F410	Construction of buildings	144	-	4,423	144,940
F421	Construction of roads and railways	-	-	6,211	36,484
F429	Construction of other civil engineering projects	S	S	S	S
F432	Electrical, plumbing and other construction installation activities	-	-	228	11,419
F439	Other specialized construction activities	S	S	S	S
	<b>X - Northern Mindanao</b>	<b>8,988</b>	<b>-</b>	<b>199,260</b>	<b>1,058,833</b>
F410	Construction of buildings	763	-	2,610	110,179
F421	Construction of roads and railways	5,005	-	186,306	795,886
F422	Construction of utility projects	-	-	140	27,272
F429	Construction of other civil engineering projects	-	-	10,120	84,104
F432	Electrical, plumbing and other construction installation activities	-	-	85	26,241
F433	Building completion and finishing	S	S	S	S
F439	Other specialized construction activities	S	S	S	S
	<b>XI - Davao Region</b>	<b>29,837</b>	<b>-</b>	<b>67,124</b>	<b>1,375,831</b>
F410	Construction of buildings	22,653	-	41,906	333,994
F421	Construction of roads and railways	2,677	-	2,869	767,892
F422	Construction of utility projects	4,507	-	47	52,870
F429	Construction of other civil engineering projects	-	-	12,589	78,530
F432	Electrical, plumbing and other construction installation activities	-	-	1,654	78,207
F439	Other specialized construction activities	-	-	8,059	64,338

**Table 5.1** Number of Establishments and Expense by Type for Construction Establishments by Region and Industry Group: Philippines, 2018*(Values are in thousand PhP, except number of establishments. Details may not add-up to total due to rounding and/or statistical disclosure control.)*

2009 PSIC Code	Region/Industry Description	Expense			
		Cost of Goods Purchased	Cost of Real Estate Purchased	Interest Expense	General Administrative and Other Operating Expenses
		(5)	(6)	(7)	(8)
	<b>XII - SOCCSKSARGEN</b>	-	-	<b>41,071</b>	<b>428,235</b>
F410	Construction of buildings	-	-	29,037	165,779
F421	Construction of roads and railways	-	-	7,792	230,963
F422	Construction of utility projects	S	S	S	S
F429	Construction of other civil engineering projects	-	-	1,002	18,610
F432	Electrical, plumbing and other construction installation activities	-	-	-	6,843
F439	Other specialized construction activities	S	S	S	S
	<b>XIII - Caraga</b>	<b>39,370</b>	<b>1,209</b>	<b>84,454</b>	<b>1,400,221</b>
F410	Construction of buildings	S	S	S	S
F421	Construction of roads and railways	13,286	1,209	81,219	1,345,869
F429	Construction of other civil engineering projects	S	S	S	S
F439	Other specialized construction activities	-	-	-	2,688
	<b>Autonomous Region in Muslim Mindanao</b>	<b>S</b>	<b>S</b>	<b>S</b>	<b>S</b>
F421	Construction of roads and railways	S	S	S	S

Notes: 1. "-" – zero value

2. S - suppressed

Source: Philippine Statistics Authority, 2018 Census of Philippine Business and Industry

**Table 5.2** Number of Establishments and Cost of Construction Contracts for Construction Establishments by Region and Industry Group: Philippines, 2018

(Values are in thousand PhP, except number of establishments. Details may not add-up to total due to rounding and/or statistical disclosure control.)

2009 PSIC Code	Region/Industry Description	Number of Establishments	Construction Contracts	
			Total	Compensation for Direct Labor
		(1)	(2)	(3)
	<b>Philippines</b>	<b>2,487</b>	<b>565,037,730</b>	<b>104,853,311</b>
F410	Construction of buildings	1,115	260,664,967	39,533,331
F421	Construction of roads and railways	374	177,239,289	41,488,316
F422	Construction of utility projects	125	28,361,079	5,049,424
F429	Construction of other civil engineering projects	163	27,053,378	3,433,705
F431	Demolition and site preparation	13	6,319,615	2,623,575
F432	Electrical, plumbing and other construction installation activities	467	48,099,833	9,285,375
F433	Building completion and finishing	96	8,540,798	1,768,596
F439	Other specialized construction activities	134	8,758,769	1,670,988
	<b>National Capital Region</b>	<b>949</b>	<b>358,670,065</b>	<b>71,791,371</b>
F410	Construction of buildings	380	196,168,388	29,890,007
F421	Construction of roads and railways	92	74,227,494	25,168,863
F422	Construction of utility projects	58	17,838,854	2,610,791
F429	Construction of other civil engineering projects	61	16,296,162	2,056,800
F431	Demolition and site preparation	10	6,257,861	2,597,161
F432	Electrical, plumbing and other construction installation activities	234	36,471,453	7,092,371
F433	Building completion and finishing	63	7,060,208	1,306,079
F439	Other specialized construction activities	50	4,349,644	1,069,299
	<b>Cordillera Administrative Region</b>	<b>41</b>	<b>4,952,772</b>	<b>460,633</b>
F410	Construction of buildings	17	499,554	84,786
F421	Construction of roads and railways	20	4,395,019	359,774
F429	Construction of other civil engineering projects	S	S	S
F432	Electrical, plumbing and other construction installation activities	S	S	S
F439	Other specialized construction activities	S	S	S
	<b>I - Ilocos Region</b>	<b>83</b>	<b>8,941,443</b>	<b>1,747,159</b>
F410	Construction of buildings	55	4,444,739	1,210,562

Continued

**Table 5.2** Number of Establishments and Cost of Construction Contracts for Construction Establishments by Region and Industry Group: Philippines, 2018

(Values are in thousand PhP, except number of establishments. Details may not add-up to total due to rounding and/or statistical disclosure control.)

Continued

2009 PSIC Code	Region/Industry Description	Number of Establishments	Construction Contracts	
			Total	Compensation for Direct Labor
		(1)	(2)	(3)
F421	Construction of roads and railways	14	3,852,410	442,167
F422	Construction of utility projects	S	S	S
F432	Electrical, plumbing and other construction installation activities	10	37,731	6,245
F433	Building completion and finishing	S	S	S
F439	Other specialized construction activities	S	S	S
	<b>II - Cagayan Valley</b>	<b>13</b>	<b>3,766,784</b>	<b>177,734</b>
F410	Construction of buildings	5	2,615,486	38,089
F421	Construction of roads and railways	5	1,064,166	129,485
F422	Construction of utility projects	S	S	S
F429	Construction of other civil engineering projects	S	S	S
F432	Electrical, plumbing and other construction installation activities	S	S	S
	<b>III - Central Luzon</b>	<b>212</b>	<b>33,247,903</b>	<b>6,134,801</b>
F410	Construction of buildings	118	12,173,635	1,515,050
F421	Construction of roads and railways	33	17,950,241	3,633,779
F422	Construction of utility projects	13	701,592	102,666
F429	Construction of other civil engineering projects	12	448,236	111,803
F431	Demolition and site preparation	3	61,754	26,415
F432	Electrical, plumbing and other construction installation activities	15	1,357,004	528,357
F433	Building completion and finishing	3	423,078	203,134
F439	Other specialized construction activities	15	132,363	13,598
	<b>IVA - CALABARZON</b>	<b>296</b>	<b>27,726,412</b>	<b>5,355,157</b>
F410	Construction of buildings	132	8,419,149	1,278,861
F421	Construction of roads and railways	21	6,483,031	755,103
F422	Construction of utility projects	18	2,842,470	893,581
F429	Construction of other civil engineering projects	11	1,071,664	295,619
F432	Electrical, plumbing and other construction installation activities	74	5,737,419	1,404,360
F433	Building completion and finishing	10	864,159	226,507
F439	Other specialized construction activities	30	2,308,519	501,127



**Table 5.2** Number of Establishments and Cost of Construction Contracts for Construction Establishments by Region and Industry  
Group: Philippines, 2018

(Values are in thousand PhP, except number of establishments. Details may not add-up to total due to rounding and/or statistical disclosure control.)

Continued

2009 PSIC Code	Region/Industry Description	Number of Establishments	Construction Contracts	
			Total	Compensation for Direct Labor
		(1)	(2)	(3)
	<b>MIMAROPA</b>	<b>27</b>	<b>3,575,770</b>	<b>524,708</b>
F410	Construction of buildings	17	1,220,256	160,393
F421	Construction of roads and railways	8	2,033,399	345,412
F422	Construction of utility projects	S	S	S
F433	Building completion and finishing	S	S	S
	<b>V - Bicol Region</b>	<b>79</b>	<b>19,745,292</b>	<b>2,657,491</b>
F410	Construction of buildings	26	2,852,185	511,619
F421	Construction of roads and railways	20	9,422,046	1,489,587
F422	Construction of utility projects	5	1,213,089	259,942
F429	Construction of other civil engineering projects	12	6,130,838	395,254
F432	Electrical, plumbing and other construction installation activities	17	127,134	1,088
	<b>VI - Western Visayas</b>	<b>101</b>	<b>11,191,392</b>	<b>1,443,341</b>
F410	Construction of buildings	45	2,839,327	647,443
F421	Construction of roads and railways	24	7,372,332	623,256
F422	Construction of utility projects	S	S	S
F429	Construction of other civil engineering projects	18	543,316	20,604
F432	Electrical, plumbing and other construction installation activities	8	32,817	6,245
F439	Other specialized construction activities	S	S	S
	<b>VII - Central Visayas</b>	<b>231</b>	<b>26,679,890</b>	<b>4,408,899</b>
F410	Construction of buildings	132	11,248,015	2,135,614
F421	Construction of roads and railways	18	9,464,056	1,186,495
F422	Construction of utility projects	10	4,317,558	881,057
F429	Construction of other civil engineering projects	12	224,171	43,722
F432	Electrical, plumbing and other construction installation activities	38	810,888	116,912
F433	Building completion and finishing	12	165,103	29,943
F439	Other specialized construction activities	9	450,101	15,156

**Table 5.2** Number of Establishments and Cost of Construction Contracts for Construction Establishments by Region and Industry Group: Philippines, 2018

(Values are in thousand PhP, except number of establishments. Details may not add-up to total due to rounding and/or statistical disclosure control.)

Continued

2009 PSIC Code	Region/Industry Description	Number of Establishments	Construction Contracts	
			Total	Compensation for Direct Labor
			(2)	(3)
		(1)		
	<b>VIII - Eastern Visayas</b>	<b>68</b>	<b>9,122,003</b>	<b>1,171,806</b>
F410	Construction of buildings	31	3,056,678	619,720
F421	Construction of roads and railways	31	5,698,605	454,264
F422	Construction of utility projects	3	25,965	43,872
F429	Construction of other civil engineering projects	3	364,649	96,720
	<b>IX - Zamboanga Peninsula</b>	<b>67</b>	<b>8,726,235</b>	<b>2,391,725</b>
F410	Construction of buildings	43	2,042,714	161,529
F421	Construction of roads and railways	5	4,015,462	2,170,183
F429	Construction of other civil engineering projects	S	S	S
F432	Electrical, plumbing and other construction installation activities	10	2,390,126	-
F439	Other specialized construction activities	S	S	S
	<b>X - Northern Mindanao</b>	<b>99</b>	<b>13,426,447</b>	<b>2,946,385</b>
F410	Construction of buildings	34	1,839,177	246,414
F421	Construction of roads and railways	23	10,990,147	2,559,806
F422	Construction of utility projects	6	80,267	17,283
F429	Construction of other civil engineering projects	10	415,437	112,237
F432	Electrical, plumbing and other construction installation activities	18	62,382	6,093
F433	Building completion and finishing	S	S	S
F439	Other specialized construction activities	S	S	S
	<b>XI - Davao Region</b>	<b>140</b>	<b>21,056,111</b>	<b>1,969,000</b>
F410	Construction of buildings	53	4,655,449	769,075
F421	Construction of roads and railways	26	13,498,024	960,394
F422	Construction of utility projects	6	125,864	27,169
F429	Construction of other civil engineering projects	12	653,678	51,454
F432	Electrical, plumbing and other construction installation activities	35	997,530	114,026
F439	Other specialized construction activities	9	1,125,567	46,882

**Table 5.2** Number of Establishments and Cost of Construction Contracts for Construction Establishments by Region and Industry  
Group: Philippines, 2018

(Values are in thousand PhP, except number of establishments. Details may not add-up to total due to rounding and/or statistical disclosure control.)

Continued

2009 PSIC Code	Region/Industry Description	Number of Establishments	Construction Contracts	
			Total	Compensation for Direct Labor
		(1)	(2)	(3)
	<b>XII - SOCCSKSARGEN</b>	<b>48</b>	<b>8,416,682</b>	<b>545,134</b>
F410	Construction of buildings	22	6,056,724	216,660
F421	Construction of roads and railways	14	1,685,676	147,815
F422	Construction of utility projects	S	S	S
F429	Construction of other civil engineering projects	3	572,391	170,160
F432	Electrical, plumbing and other construction installation activities	6	33,068	2,909
F439	Other specialized construction activities	S	S	S
	<b>XIII - Caraga</b>	<b>31</b>	<b>5,679,159</b>	<b>1,127,682</b>
F410	Construction of buildings	S	S	S
F421	Construction of roads and railways	18	4,973,811	1,061,647
F429	Construction of other civil engineering projects	S	S	S
F439	Other specialized construction activities	7	127,368	12,055
	<b>Autonomous Region in Muslim Mindanao</b>	<b>S</b>	<b>S</b>	<b>S</b>
F421	Construction of roads and railways	S	S	S

**Table 5.2** Number of Establishments and Cost of Construction Contracts for Construction Establishments by Region and Industry Group: Philippines, 2018

(Values are in thousand PhP, except number of establishments. Details may not add-up to total due to rounding and/or statistical disclosure control.)

Continued

2009 PSIC Code	Region/Industry Description	Construction Contracts		
		Construction Materials and Supplies Used	Overhead Expense	Contract and Commission Work Done by Others
		(4)	(5)	(6)
	<b>Philippines</b>	<b>255,102,939</b>	<b>87,585,585</b>	<b>117,495,896</b>
F410	Construction of buildings	102,142,318	31,445,597	87,543,721
F421	Construction of roads and railways	97,407,293	26,960,105	11,383,575
F422	Construction of utility projects	10,807,110	6,110,865	6,393,681
F429	Construction of other civil engineering projects	11,623,165	6,317,167	5,679,341
F431	Demolition and site preparation	1,159,425	2,216,511	320,104
F432	Electrical, plumbing and other construction installation activities	21,676,957	12,176,442	4,961,058
F433	Building completion and finishing	4,919,019	1,425,162	428,022
F439	Other specialized construction activities	5,367,651	933,736	786,394
	<b>National Capital Region</b>	<b>126,722,025</b>	<b>51,708,200</b>	<b>108,448,468</b>
F410	Construction of buildings	61,114,201	20,766,576	84,397,604
F421	Construction of roads and railways	31,985,503	9,382,392	7,690,736
F422	Construction of utility projects	6,005,528	3,255,137	5,967,397
F429	Construction of other civil engineering projects	5,100,583	3,941,947	5,196,833
F431	Demolition and site preparation	1,131,879	2,208,718	320,104
F432	Electrical, plumbing and other construction installation activities	14,766,270	10,520,213	4,092,599
F433	Building completion and finishing	4,162,840	1,241,439	349,849
F439	Other specialized construction activities	2,455,221	391,778	433,346
	<b>Cordillera Administrative Region</b>	<b>3,225,440</b>	<b>1,146,622</b>	<b>120,077</b>
F410	Construction of buildings	263,232	66,491	85,044
F421	Construction of roads and railways	2,938,459	1,061,753	35,033
F429	Construction of other civil engineering projects	S	S	S
F432	Electrical, plumbing and other construction installation activities	S	S	S
F439	Other specialized construction activities	S	S	S
	<b>I - Ilocos Region</b>	<b>6,423,444</b>	<b>623,253</b>	<b>147,587</b>
F410	Construction of buildings	2,950,289	277,384	6,505
F421	Construction of roads and railways	2,963,575	314,534	132,134

**Table 5.2** Number of Establishments and Cost of Construction Contracts for Construction Establishments by Region and Industry  
Group: Philippines, 2018

(Values are in thousand PhP, except number of establishments. Details may not add-up to total due to rounding and/or statistical disclosure control.)

Continued

2009 PSIC Code	Region/Industry Description	Construction Contracts		
		Construction Materials and Supplies Used	Overhead Expense	Contract and Commission Work Done by Others
		(4)	(5)	(6)
F422	Construction of utility projects	S	S	S
F432	Electrical, plumbing and other construction installation activities	-	22,538	8,948
F433	Building completion and finishing	S	S	S
F439	Other specialized construction activities	S	S	S
	<b>II - Cagayan Valley</b>	<b>3,171,564</b>	<b>417,485</b>	<b>-</b>
F410	Construction of buildings	2,394,123	183,274	-
F421	Construction of roads and railways	722,019	212,661	-
F422	Construction of utility projects	S	S	S
F429	Construction of other civil engineering projects	S	S	S
F432	Electrical, plumbing and other construction installation activities	S	S	S
	<b>III - Central Luzon</b>	<b>18,781,630</b>	<b>4,991,817</b>	<b>3,339,655</b>
F410	Construction of buildings	7,294,102	1,936,469	1,428,013
F421	Construction of roads and railways	9,793,568	2,641,021	1,881,874
F422	Construction of utility projects	533,098	65,829	-
F429	Construction of other civil engineering projects	244,269	83,460	8,704
F431	Demolition and site preparation	27,547	7,793	-
F432	Electrical, plumbing and other construction installation activities	722,758	93,756	12,132
F433	Building completion and finishing	143,175	70,086	6,683
F439	Other specialized construction activities	23,113	93,404	2,249
	<b>IVA - CALABARZON</b>	<b>16,328,857</b>	<b>4,339,938</b>	<b>1,702,459</b>
F410	Construction of buildings	5,282,071	1,142,538	715,680
F421	Construction of roads and railways	5,026,468	613,544	87,916
F422	Construction of utility projects	930,848	874,378	143,663
F429	Construction of other civil engineering projects	593,265	177,704	5,076
F432	Electrical, plumbing and other construction installation activities	2,403,160	1,241,822	688,077
F433	Building completion and finishing	499,902	80,593	57,157
F439	Other specialized construction activities	1,593,143	209,359	4,890

**Table 5.2** Number of Establishments and Cost of Construction Contracts for Construction Establishments by Region and Industry Group: Philippines, 2018

(Values are in thousand PhP, except number of establishments. Details may not add-up to total due to rounding and/or statistical disclosure control.)

Continued

2009 PSIC Code	Region/Industry Description	Construction Contracts		
		Construction Materials and Supplies Used	Overhead Expense	Contract and Commission Work Done by Others
		(4)	(5)	(6)
	<b>MIMAROPA</b>	<b>2,459,406</b>	<b>351,333</b>	<b>240,324</b>
F410	Construction of buildings	1,005,037	53,505	1,320
F421	Construction of roads and railways	1,418,359	259,443	10,185
F422	Construction of utility projects	S	S	S
F433	Building completion and finishing	S	S	S
	<b>V - Bicol Region</b>	<b>13,094,376</b>	<b>3,444,134</b>	<b>549,291</b>
F410	Construction of buildings	1,925,518	409,819	5,229
F421	Construction of roads and railways	6,636,962	1,279,221	16,276
F422	Construction of utility projects	881,772	71,375	-
F429	Construction of other civil engineering projects	3,649,520	1,673,098	412,966
F432	Electrical, plumbing and other construction installation activities	605	10,621	114,820
	<b>VI - Western Visayas</b>	<b>8,102,302</b>	<b>1,408,521</b>	<b>237,227</b>
F410	Construction of buildings	1,823,270	238,223	130,390
F421	Construction of roads and railways	5,737,639	968,081	43,356
F422	Construction of utility projects	S	S	S
F429	Construction of other civil engineering projects	469,183	33,680	19,849
F432	Electrical, plumbing and other construction installation activities	22,405	4,167	-
F439	Other specialized construction activities	S	S	S
	<b>VII - Central Visayas</b>	<b>14,875,994</b>	<b>5,715,970</b>	<b>1,679,028</b>
F410	Construction of buildings	6,782,632	2,033,940	295,829
F421	Construction of roads and railways	5,467,143	1,814,573	995,845
F422	Construction of utility projects	1,790,935	1,645,286	280
F429	Construction of other civil engineering projects	106,612	60,328	13,509
F432	Electrical, plumbing and other construction installation activities	612,881	63,418	17,677
F433	Building completion and finishing	94,688	27,139	13,333
F439	Other specialized construction activities	21,103	71,286	342,556

**Table 5.2** Number of Establishments and Cost of Construction Contracts for Construction Establishments by Region and Industry  
Group: Philippines, 2018

(Values are in thousand PhP, except number of establishments. Details may not add-up to total due to rounding and/or statistical disclosure control.)

Continued

2009 PSIC Code	Region/Industry Description	Construction Contracts		
		Construction Materials and Supplies Used	Overhead Expense	Contract and Commission Work Done by Others
		(4)	(5)	(6)
	<b>VIII - Eastern Visayas</b>	<b>5,383,644</b>	<b>2,455,651</b>	<b>110,902</b>
F410	Construction of buildings	1,454,959	877,859	104,140
F421	Construction of roads and railways	3,755,381	1,482,198	6,762
F422	Construction of utility projects	969	-	-
F429	Construction of other civil engineering projects	172,335	95,594	-
	<b>IX - Zamboanga Peninsula</b>	<b>5,501,368</b>	<b>787,164</b>	<b>45,978</b>
F410	Construction of buildings	1,679,204	176,965	25,017
F421	Construction of roads and railways	1,314,442	521,260	9,577
F429	Construction of other civil engineering projects	S	S	S
F432	Electrical, plumbing and other construction installation activities	2,330,039	60,087	-
F439	Other specialized construction activities	S	S	S
	<b>X - Northern Mindanao</b>	<b>7,740,928</b>	<b>2,691,545</b>	<b>47,589</b>
F410	Construction of buildings	1,434,191	129,434	29,138
F421	Construction of roads and railways	5,993,300	2,432,447	4,594
F422	Construction of utility projects	49,717	13,136	131
F429	Construction of other civil engineering projects	188,854	103,327	11,019
F432	Electrical, plumbing and other construction installation activities	44,930	9,652	1,707
F433	Building completion and finishing	S	S	S
F439	Other specialized construction activities	S	S	S
	<b>XI - Davao Region</b>	<b>13,888,017</b>	<b>4,705,475</b>	<b>493,618</b>
F410	Construction of buildings	2,346,765	1,374,113	165,496
F421	Construction of roads and railways	9,165,237	3,071,242	301,151
F422	Construction of utility projects	34,822	61,010	2,863
F429	Construction of other civil engineering projects	547,820	54,403	-
F432	Electrical, plumbing and other construction installation activities	734,685	124,710	24,109
F439	Other specialized construction activities	1,058,687	19,997	-

**Table 5.2** Number of Establishments and Cost of Construction Contracts for Construction Establishments by Region and Industry Group: Philippines, 2018

(Values are in thousand PhP, except number of establishments. Details may not add-up to total due to rounding and/or statistical disclosure control.)

Concluded

2009 PSIC Code	Region/Industry Description	Construction Contracts		
		Construction Materials and Supplies Used	Overhead Expense	Contract and Commission Work Done by Others
		(4)	(5)	(6)
	<b>XII - SOCCSKSARGEN</b>	<b>5,556,058</b>	<b>1,986,237</b>	<b>329,254</b>
F410	Construction of buildings	3,974,233	1,711,514	154,317
F421	Construction of roads and railways	1,153,781	219,614	164,466
F422	Construction of utility projects	S	S	S
F429	Construction of other civil engineering projects	371,692	30,538	-
F432	Electrical, plumbing and other construction installation activities	10,368	18,802	989
F439	Other specialized construction activities	S	S	S
	<b>XIII - Caraga</b>	<b>3,767,735</b>	<b>779,305</b>	<b>4,437</b>
F410	Construction of buildings	S	S	S
F421	Construction of roads and railways	3,255,306	653,188	3,670
F429	Construction of other civil engineering projects	S	S	S
F439	Other specialized construction activities	71,049	43,498	767
	<b>Autonomous Region in Muslim Mindanao</b>	<b>S</b>	<b>S</b>	<b>S</b>
F421	Construction of roads and railways	S	S	S

Notes: 1. "-" – zero value

2. S - suppressed

Source: Philippine Statistics Authority, 2018 Census of Philippine Business and Industry



**Table 5.3** Number of Establishments and Overhead Expense by Type for Construction Establishments by Region and Industry Group: Philippines, 2018*(Values are in thousand PhP, except number of establishments. Details may not add-up to total due to rounding and/or statistical disclosure control.)*

2009 PSIC Code	Region/Industry Description	Number of Establishments	Overhead Expense by Type		
			Total	Materials and Supplies	Fuel, Lubricants, Oils and Greases
		(1)	(2)	(3)	(4)
	<b>Philippines</b>	<b>2,487</b>	<b>87,585,585</b>	<b>24,030,432</b>	<b>10,392,725</b>
F410	Construction of buildings	1,115	31,445,597	7,450,743	2,448,586
F421	Construction of roads and railways	374	26,960,105	6,512,186	5,638,528
F422	Construction of utility projects	125	6,110,865	1,244,571	363,217
F429	Construction of other civil engineering projects	163	6,317,167	971,689	426,180
F431	Demolition and site preparation	13	2,216,511	1,289,396	505,312
F432	Electrical, plumbing and other construction installation activities	467	12,176,442	6,055,514	800,310
F433	Building completion and finishing	96	1,425,162	261,616	33,870
F439	Other specialized construction activities	134	933,736	244,716	176,722
	<b>National Capital Region</b>	<b>949</b>	<b>51,708,200</b>	<b>14,970,131</b>	<b>2,715,044</b>
F410	Construction of buildings	380	20,766,576	4,117,881	608,462
F421	Construction of roads and railways	92	9,382,392	2,481,441	475,853
F422	Construction of utility projects	58	3,255,137	895,516	245,892
F429	Construction of other civil engineering projects	61	3,941,947	490,209	209,802
F431	Demolition and site preparation	10	2,208,718	1,289,396	504,652
F432	Electrical, plumbing and other construction installation activities	234	10,520,213	5,456,752	582,296
F433	Building completion and finishing	63	1,241,439	231,280	18,067
F439	Other specialized construction activities	50	391,778	7,656	70,020
	<b>Cordillera Administrative Region</b>	<b>41</b>	<b>1,146,622</b>	<b>169,451</b>	<b>511,044</b>
F410	Construction of buildings	17	66,491	12,640	11,016
F421	Construction of roads and railways	20	1,061,753	144,493	498,624
F429	Construction of other civil engineering projects	S	S	S	S
F432	Electrical, plumbing and other construction installation activities	S	S	S	S
F439	Other specialized construction activities	S	S	S	S
	<b>I - Ilocos Region</b>	<b>83</b>	<b>623,253</b>	<b>79,479</b>	<b>321,196</b>
F410	Construction of buildings	55	277,384	35,813	98,834

*Continued*

**Table 5.3** Number of Establishments and Overhead Expense by Type for Construction Establishments by Region and Industry Group: Philippines, 2018*(Values are in thousand PhP, except number of establishments. Details may not add-up to total due to rounding and/or statistical disclosure control.)**Continued*

2009 PSIC Code	Region/Industry Description	Number of Establishments	Overhead Expense by Type		
			Total	Materials and Supplies	Fuel, Lubricants, Oils and Greases
		(1)	(2)	(3)	(4)
F421	Construction of roads and railways	14	314,534	20,512	221,342
F422	Construction of utility projects	S	S	S	S
F432	Electrical, plumbing and other construction installation activities	10	22,538	20,575	-
F433	Building completion and finishing	S	S	S	S
F439	Other specialized construction activities	S	S	S	S
	<b>II - Cagayan Valley</b>	<b>13</b>	<b>417,485</b>	<b>39,594</b>	<b>205,277</b>
F410	Construction of buildings	5	183,274	16,250	96,048
F421	Construction of roads and railways	5	212,661	13,089	107,566
F422	Construction of utility projects	S	S	S	S
F429	Construction of other civil engineering projects	S	S	S	S
F432	Electrical, plumbing and other construction installation activities	S	S	S	S
	<b>III - Central Luzon</b>	<b>212</b>	<b>4,991,817</b>	<b>2,257,521</b>	<b>1,199,255</b>
F410	Construction of buildings	118	1,936,469	900,074	257,487
F421	Construction of roads and railways	33	2,641,021	1,274,576	830,351
F422	Construction of utility projects	13	65,829	5,383	14,247
F429	Construction of other civil engineering projects	12	83,460	1,657	59,750
F431	Demolition and site preparation	3	7,793	-	660
F432	Electrical, plumbing and other construction installation activities	15	93,756	4,682	23,814
F433	Building completion and finishing	3	70,086	-	7,369
F439	Other specialized construction activities	15	93,404	71,149	5,578
	<b>IVA - CALABARZON</b>	<b>296</b>	<b>4,339,938</b>	<b>1,223,242</b>	<b>622,122</b>
F410	Construction of buildings	132	1,142,538	378,547	182,897
F421	Construction of roads and railways	21	613,544	37,392	239,124
F422	Construction of utility projects	18	874,378	257,126	22,834
F429	Construction of other civil engineering projects	11	177,704	15,738	4,619
F432	Electrical, plumbing and other construction installation activities	74	1,241,822	471,741	124,195
F433	Building completion and finishing	10	80,593	24,109	3,321
F439	Other specialized construction activities	30	209,359	38,590	45,132

**Table 5.3** Number of Establishments and Overhead Expense by Type for Construction Establishments by Region and Industry Group: Philippines, 2018

(Values are in thousand PhP, except number of establishments. Details may not add-up to total due to rounding and/or statistical disclosure control.)

Continued

2009 PSIC Code	Region/Industry Description	Number of Establishments	Overhead Expense by Type		
			Total	Materials and Supplies	Fuel, Lubricants, Oils and Greases
		(1)	(2)	(3)	(4)
	<b>MIMAROPA</b>	<b>27</b>	<b>351,333</b>	<b>89,265</b>	<b>90,291</b>
F410	Construction of buildings	17	53,505	4,883	16,868
F421	Construction of roads and railways	8	259,443	84,361	73,399
F422	Construction of utility projects	S	S	S	S
F433	Building completion and finishing	S	S	S	S
	<b>V - Bicol Region</b>	<b>79</b>	<b>3,444,134</b>	<b>885,199</b>	<b>245,281</b>
F410	Construction of buildings	26	409,819	191,938	19,697
F421	Construction of roads and railways	20	1,279,221	379,468	99,878
F422	Construction of utility projects	5	71,375	508	16,495
F429	Construction of other civil engineering projects	12	1,673,098	304,825	108,794
F432	Electrical, plumbing and other construction installation activities	17	10,621	8,460	417
	<b>VI - Western Visayas</b>	<b>101</b>	<b>1,408,521</b>	<b>348,200</b>	<b>601,266</b>
F410	Construction of buildings	45	238,223	79,683	35,405
F421	Construction of roads and railways	24	968,081	156,138	553,618
F422	Construction of utility projects	S	S	S	S
F429	Construction of other civil engineering projects	18	33,680	2,497	4,855
F432	Electrical, plumbing and other construction installation activities	8	4,167	1,159	790
F439	Other specialized construction activities	S	S	S	S
	<b>VII - Central Visayas</b>	<b>231</b>	<b>5,715,970</b>	<b>513,964</b>	<b>1,233,454</b>
F410	Construction of buildings	132	2,033,940	183,084	506,310
F421	Construction of roads and railways	18	1,814,573	261,383	615,337
F422	Construction of utility projects	10	1,645,286	9,872	55,428
F429	Construction of other civil engineering projects	12	60,328	7,934	15,734
F432	Electrical, plumbing and other construction installation activities	38	63,418	13,621	16,362
F433	Building completion and finishing	12	27,139	3,460	4,058
F439	Other specialized construction activities	9	71,286	34,609	20,226

**Table 5.3** Number of Establishments and Overhead Expense by Type for Construction Establishments by Region and Industry Group: Philippines, 2018*(Values are in thousand PhP, except number of establishments. Details may not add-up to total due to rounding and/or statistical disclosure control.)**Continued*

2009 PSIC Code	Region/Industry Description	Number of Establishments	Overhead Expense by Type		
			Total	Materials and Supplies	Fuel, Lubricants, Oils and Greases
		(1)	(2)	(3)	(4)
<b>VIII - Eastern Visayas</b>		<b>68</b>	<b>2,455,651</b>	<b>1,590,403</b>	<b>116,743</b>
F410	Construction of buildings	31	877,859	602,210	57,388
F421	Construction of roads and railways	31	1,482,198	893,387	59,073
F422	Construction of utility projects	3	-	-	-
F429	Construction of other civil engineering projects	3	95,594	94,806	281
<b>IX - Zamboanga Peninsula</b>		<b>67</b>	<b>787,164</b>	<b>318,357</b>	<b>250,478</b>
F410	Construction of buildings	43	176,965	19,188	87,062
F421	Construction of roads and railways	5	521,260	297,780	130,904
F429	Construction of other civil engineering projects	S	S	S	S
F432	Electrical, plumbing and other construction installation activities	10	60,087	800	31,035
F439	Other specialized construction activities	S	S	S	S
<b>X - Northern Mindanao</b>		<b>99</b>	<b>2,691,545</b>	<b>88,078</b>	<b>562,196</b>
F410	Construction of buildings	34	129,434	32,133	25,261
F421	Construction of roads and railways	23	2,432,447	25,073	521,058
F422	Construction of utility projects	6	13,136	363	3,164
F429	Construction of other civil engineering projects	10	103,327	29,562	8,715
F432	Electrical, plumbing and other construction installation activities	18	9,652	780	2,966
F433	Building completion and finishing	S	S	S	S
F439	Other specialized construction activities	S	S	S	S
<b>XI - Davao Region</b>		<b>140</b>	<b>4,705,475</b>	<b>1,206,168</b>	<b>1,046,884</b>
F410	Construction of buildings	53	1,374,113	853,821	143,360
F421	Construction of roads and railways	26	3,071,242	242,423	880,854
F422	Construction of utility projects	6	61,010	43,498	3,182
F429	Construction of other civil engineering projects	12	54,403	1,224	1,941
F432	Electrical, plumbing and other construction installation activities	35	124,710	61,488	15,984
F439	Other specialized construction activities	9	19,997	3,714	1,562

**Table 5.3** Number of Establishments and Overhead Expense by Type for Construction Establishments by Region and Industry Group: Philippines, 2018*(Values are in thousand PhP, except number of establishments. Details may not add-up to total due to rounding and/or statistical disclosure control.)**Continued*

2009 PSIC Code	Region/Industry Description	Number of Establishments	Overhead Expense by Type		
			Total	Materials and Supplies	Fuel, Lubricants, Oils and Greases
		(1)	(2)	(3)	(4)
	<b>XII - SOCCSKSARGEN</b>	<b>48</b>	<b>1,986,237</b>	<b>66,147</b>	<b>367,042</b>
F410	Construction of buildings	22	1,711,514	21,795	267,205
F421	Construction of roads and railways	14	219,614	28,032	87,678
F422	Construction of utility projects	S	S	S	S
F429	Construction of other civil engineering projects	3	30,538	562	9,504
F432	Electrical, plumbing and other construction installation activities	6	18,802	15,225	893
F439	Other specialized construction activities	S	S	S	S
	<b>XIII - Caraga</b>	<b>31</b>	<b>779,305</b>	<b>176,883</b>	<b>286,603</b>
F410	Construction of buildings	S	S	S	S
F421	Construction of roads and railways	18	653,188	164,290	225,320
F429	Construction of other civil engineering projects	S	S	S	S
F439	Other specialized construction activities	7	43,498	10,766	25,996
	<b>Autonomous Region in Muslim Mindanao</b>	<b>S</b>	<b>S</b>	<b>S</b>	<b>S</b>
F421	Construction of roads and railways	S	S	S	S

**Table 5.3** Number of Establishments and Overhead Expense by Type for Construction Establishments by Region and Industry  
Group: Philippines, 2018

(Values are in thousand PhP, except number of establishments. Details may not add-up to total due to rounding and/or statistical disclosure control.)

Continued

2009 PSIC Code	Region/Industry Description	Overhead Expense by Type			
		Electricity	Water	Repair and Maintenance	Non-industrial Service Done by Others
		(5)	(6)	(7)	(8)
	<b>Philippines</b>	<b>2,797,214</b>	<b>707,149</b>	<b>4,359,428</b>	<b>18,198,133</b>
F410	Construction of buildings	1,411,503	437,140	1,758,324	6,864,631
F421	Construction of roads and railways	487,689	106,284	1,933,528	3,538,810
F422	Construction of utility projects	79,030	17,829	195,013	2,363,595
F429	Construction of other civil engineering projects	59,778	22,029	76,863	2,282,061
F431	Demolition and site preparation	101,672	48,984	66,572	10,299
F432	Electrical, plumbing and other construction installation activities	605,017	54,996	289,925	2,288,998
F433	Building completion and finishing	30,374	4,798	19,943	610,803
F439	Other specialized construction activities	22,152	15,088	19,260	238,936
	<b>National Capital Region</b>	<b>2,056,980</b>	<b>486,674</b>	<b>2,157,762</b>	<b>12,101,006</b>
F410	Construction of buildings	1,053,436	299,729	1,103,253	5,063,040
F421	Construction of roads and railways	226,106	57,001	598,792	1,659,291
F422	Construction of utility projects	53,566	9,174	137,738	717,858
F429	Construction of other civil engineering projects	42,596	16,676	52,860	2,044,380
F431	Demolition and site preparation	101,645	48,980	66,164	10,278
F432	Electrical, plumbing and other construction installation activities	549,075	41,061	177,797	1,872,436
F433	Building completion and finishing	19,246	3,024	12,638	591,838
F439	Other specialized construction activities	11,311	11,028	8,519	141,886
	<b>Cordillera Administrative Region</b>	<b>7,692</b>	<b>2,130</b>	<b>169,457</b>	<b>6,772</b>
F410	Construction of buildings	3,958	1,586	12,773	1,107
F421	Construction of roads and railways	3,421	370	156,168	5,550
F429	Construction of other civil engineering projects	S	S	S	S
F432	Electrical, plumbing and other construction installation activities	S	S	S	S
F439	Other specialized construction activities	S	S	S	S
	<b>I - Ilocos Region</b>	<b>10,633</b>	<b>2,401</b>	<b>42,564</b>	<b>7,426</b>
F410	Construction of buildings	6,659	1,204	25,622	2,735
F421	Construction of roads and railways	3,588	1,151	16,797	40

**Table 5.3** Number of Establishments and Overhead Expense by Type for Construction Establishments by Region and Industry Group: Philippines, 2018

(Values are in thousand PhP, except number of establishments. Details may not add-up to total due to rounding and/or statistical disclosure control.)

Continued

2009 PSIC Code	Region/Industry Description	Overhead Expense by Type			
		Electricity	Water	Repair and Maintenance	Non-industrial Service Done by Others
		(5)	(6)	(7)	(8)
F422	Construction of utility projects	S	S	S	S
F432	Electrical, plumbing and other construction installation activities	62	8	146	1,499
F433	Building completion and finishing	S	S	S	S
F439	Other specialized construction activities	S	S	S	S
	<b>II - Cagayan Valley</b>	<b>8,985</b>	<b>3,713</b>	<b>685</b>	<b>357</b>
F410	Construction of buildings	8,047	3,449	213	357
F421	Construction of roads and railways	685	167	20	-
F422	Construction of utility projects	S	S	S	S
F429	Construction of other civil engineering projects	S	S	S	S
F432	Electrical, plumbing and other construction installation activities	S	S	S	S
	<b>III - Central Luzon</b>	<b>145,059</b>	<b>62,628</b>	<b>155,135</b>	<b>163,565</b>
F410	Construction of buildings	109,402	44,553	101,286	104,290
F421	Construction of roads and railways	18,277	14,388	36,808	21,156
F422	Construction of utility projects	1,333	320	3,224	16,994
F429	Construction of other civil engineering projects	93	33	-	540
F431	Demolition and site preparation	28	4	408	21
F432	Electrical, plumbing and other construction installation activities	12,733	2,373	10,758	12,405
F433	Building completion and finishing	625	206	571	6,683
F439	Other specialized construction activities	2,569	750	2,081	1,476
	<b>IVA - CALABARZON</b>	<b>169,683</b>	<b>65,822</b>	<b>219,654</b>	<b>926,288</b>
F410	Construction of buildings	95,665	47,625	60,933	149,546
F421	Construction of roads and railways	16,841	3,935	50,486	70,918
F422	Construction of utility projects	4,400	792	35,201	109,610
F429	Construction of other civil engineering projects	7,634	1,568	3,974	128,133
F432	Electrical, plumbing and other construction installation activities	33,221	8,498	63,405	377,245
F433	Building completion and finishing	5,936	793	3,346	5,905
F439	Other specialized construction activities	5,987	2,610	2,309	84,929

**Table 5.3** Number of Establishments and Overhead Expense by Type for Construction Establishments by Region and Industry Group: Philippines, 2018

(Values are in thousand PhP, except number of establishments. Details may not add-up to total due to rounding and/or statistical disclosure control.)

Continued

2009 PSIC Code	Region/Industry Description	Overhead Expense by Type			
		Electricity	Water	Repair and Maintenance	Non-industrial Service Done by Others
		(5)	(6)	(7)	(8)
	<b>MIMAROPA</b>	<b>6,072</b>	<b>1,714</b>	<b>43,482</b>	<b>3,242</b>
F410	Construction of buildings	1,252	567	6,484	1,148
F421	Construction of roads and railways	4,724	1,147	36,998	-
F422	Construction of utility projects	S	S	S	S
F433	Building completion and finishing	S	S	S	S
	<b>V - Bicol Region</b>	<b>51,258</b>	<b>1,991</b>	<b>43,958</b>	<b>63,269</b>
F410	Construction of buildings	3,259	757	8,812	6,613
F421	Construction of roads and railways	46,736	820	33,326	504
F422	Construction of utility projects	341	63	317	-
F429	Construction of other civil engineering projects	802	343	1,275	55,762
F432	Electrical, plumbing and other construction installation activities	119	8	227	389
	<b>VI - Western Visayas</b>	<b>16,980</b>	<b>6,710</b>	<b>120,766</b>	<b>62,971</b>
F410	Construction of buildings	3,078	956	66,705	6,774
F421	Construction of roads and railways	5,786	2,630	50,882	12,206
F422	Construction of utility projects	S	S	S	S
F429	Construction of other civil engineering projects	2,293	1,589	1,668	6,867
F432	Electrical, plumbing and other construction installation activities	921	5	476	255
F439	Other specialized construction activities	S	S	S	S
	<b>VII - Central Visayas</b>	<b>134,522</b>	<b>24,966</b>	<b>547,165</b>	<b>1,736,594</b>
F410	Construction of buildings	42,992	12,710	251,205	128,697
F421	Construction of roads and railways	70,412	5,558	274,452	100,815
F422	Construction of utility projects	11,293	4,799	13,122	1,469,466
F429	Construction of other civil engineering projects	1,317	348	387	18,484
F432	Electrical, plumbing and other construction installation activities	3,931	795	5,670	5,672
F433	Building completion and finishing	4,280	650	2,329	6,251
F439	Other specialized construction activities	297	106	-	7,209



**Table 5.3** Number of Establishments and Overhead Expense by Type for Construction Establishments by Region and Industry Group: Philippines, 2018

(Values are in thousand PhP, except number of establishments. Details may not add-up to total due to rounding and/or statistical disclosure control.)

Continued

2009 PSIC Code	Region/Industry Description	Overhead Expense by Type			
		Electricity	Water	Repair and Maintenance	Non-industrial Service Done by Others
		(5)	(6)	(7)	(8)
	<b>VIII - Eastern Visayas</b>	<b>18,471</b>	<b>3,433</b>	<b>40,118</b>	<b>110,731</b>
F410	Construction of buildings	16,649	3,071	29,148	1,537
F421	Construction of roads and railways	1,753	350	10,940	109,194
F422	Construction of utility projects	-	-	-	-
F429	Construction of other civil engineering projects	69	12	30	-
	<b>IX - Zamboanga Peninsula</b>	<b>5,975</b>	<b>1,358</b>	<b>114,035</b>	<b>2,066</b>
F410	Construction of buildings	2,901	397	12,763	1,844
F421	Construction of roads and railways	168	65	67,231	42
F429	Construction of other civil engineering projects	S	S	S	S
F432	Electrical, plumbing and other construction installation activities	992	348	25,142	-
F439	Other specialized construction activities	S	S	S	S
	<b>X - Northern Mindanao</b>	<b>32,723</b>	<b>8,289</b>	<b>213,308</b>	<b>629,734</b>
F410	Construction of buildings	5,907	2,812	14,921	2,996
F421	Construction of roads and railways	20,918	3,304	189,016	620,617
F422	Construction of utility projects	2,101	901	1,075	126
F429	Construction of other civil engineering projects	2,406	667	7,155	5,008
F432	Electrical, plumbing and other construction installation activities	1,103	480	82	499
F433	Building completion and finishing	S	S	S	S
F439	Other specialized construction activities	S	S	S	S
	<b>XI - Davao Region</b>	<b>114,219</b>	<b>31,570</b>	<b>393,672</b>	<b>1,022,717</b>
F410	Construction of buildings	50,708	16,055	32,907	100,021
F421	Construction of roads and railways	59,044	13,595	349,953	882,735
F422	Construction of utility projects	292	119	2,925	8,070
F429	Construction of other civil engineering projects	684	240	1,533	11,606
F432	Electrical, plumbing and other construction installation activities	2,545	1,340	5,333	17,901
F439	Other specialized construction activities	945	221	1,020	2,384

**Table 5.3** Number of Establishments and Overhead Expense by Type for Construction Establishments by Region and Industry  
Group: Philippines, 2018

(Values are in thousand PhP, except number of establishments. Details may not add-up to total due to rounding and/or statistical disclosure control.)

Continued

2009 PSIC Code	Region/Industry Description	Overhead Expense by Type			
		Electricity	Water	Repair and Maintenance	Non-industrial Service Done by Others
		(5)	(6)	(7)	(8)
	<b>XII - SOCCSKSARGEN</b>	<b>9,752</b>	<b>2,585</b>	<b>53,553</b>	<b>1,311,302</b>
F410	Construction of buildings	6,885	1,601	26,431	1,293,926
F421	Construction of roads and railways	1,787	711	25,258	10,233
F422	Construction of utility projects	S	S	S	S
F429	Construction of other civil engineering projects	427	110	103	6,518
F432	Electrical, plumbing and other construction installation activities	259	65	305	625
F439	Other specialized construction activities	S	S	S	S
	<b>XIII - Caraga</b>	<b>6,880</b>	<b>237</b>	<b>41,763</b>	<b>50,074</b>
F410	Construction of buildings	S	S	S	S
F421	Construction of roads and railways	6,116	164	34,051	45,492
F429	Construction of other civil engineering projects	S	S	S	S
F439	Other specialized construction activities	58	6	2,096	-
	<b>Autonomous Region in Muslim Mindanao</b>	<b>S</b>	<b>S</b>	<b>S</b>	<b>S</b>
F421	Construction of roads and railways	S	S	S	S

**Table 5.3** Number of Establishments and Overhead Expense by Type for Construction Establishments by Region and Industry Group: Philippines, 2018

(Values are in thousand PhP, except number of establishments. Details may not add-up to total due to rounding and/or statistical disclosure control.)

Continued

2009 PSIC Code	Region/Industry Description	Overhead Expense by Type		
		Taxes on Products and Other Taxes on Production	Depreciation Expense for Machineries and Equipment Used in Construction	Other Overhead Expense
		(9)	(10)	(11)
	<b>Philippines</b>	<b>4,679,775</b>	<b>13,152,000</b>	<b>9,268,729</b>
F410	Construction of buildings	1,829,044	6,293,519	2,952,108
F421	Construction of roads and railways	1,943,733	3,620,385	3,178,962
F422	Construction of utility projects	273,435	729,970	844,205
F429	Construction of other civil engineering projects	157,076	1,678,142	643,348
F431	Demolition and site preparation	55,841	107,322	31,112
F432	Electrical, plumbing and other construction installation activities	313,474	518,575	1,249,633
F433	Building completion and finishing	81,731	88,346	293,679
F439	Other specialized construction activities	25,439	115,742	75,681
	<b>National Capital Region</b>	<b>2,738,918</b>	<b>7,081,385</b>	<b>7,400,299</b>
F410	Construction of buildings	1,300,788	4,772,977	2,447,011
F421	Construction of roads and railways	867,395	1,016,849	1,999,664
F422	Construction of utility projects	123,448	297,970	773,976
F429	Construction of other civil engineering projects	94,660	387,282	603,482
F431	Demolition and site preparation	54,266	102,226	31,112
F432	Electrical, plumbing and other construction installation activities	252,018	372,766	1,216,010
F433	Building completion and finishing	28,930	67,021	269,395
F439	Other specialized construction activities	17,413	64,295	59,649
	<b>Cordillera Administrative Region</b>	<b>71,969</b>	<b>192,928</b>	<b>15,178</b>
F410	Construction of buildings	13,401	5,239	4,770
F421	Construction of roads and railways	58,472	184,246	10,408
F429	Construction of other civil engineering projects	S	S	S
F432	Electrical, plumbing and other construction installation activities	S	S	S
F439	Other specialized construction activities	S	S	S
	<b>I - Ilocos Region</b>	<b>42,540</b>	<b>101,114</b>	<b>15,899</b>
F410	Construction of buildings	37,645	59,504	9,369
F421	Construction of roads and railways	4,644	39,931	6,530

**Table 5.3** Number of Establishments and Overhead Expense by Type for Construction Establishments by Region and Industry Group: Philippines, 2018

(Values are in thousand PhP, except number of establishments. Details may not add-up to total due to rounding and/or statistical disclosure control.)

Continued

2009 PSIC Code	Region/Industry Description	Overhead Expense by Type		
		Taxes on Products and Other Taxes on Production	Depreciation Expense for Machineries and Equipment Used in Construction	Other Overhead Expense
		(9)	(10)	(11)
F422	Construction of utility projects	S	S	S
F432	Electrical, plumbing and other construction installation activities	248	-	-
F433	Building completion and finishing	S	S	S
F439	Other specialized construction activities	S	S	S
	<b>II - Cagayan Valley</b>	<b>3,380</b>	<b>102,973</b>	<b>52,521</b>
F410	Construction of buildings	673	58,238	-
F421	Construction of roads and railways	1,364	39,656	50,115
F422	Construction of utility projects	S	S	S
F429	Construction of other civil engineering projects	S	S	S
F432	Electrical, plumbing and other construction installation activities	S	S	S
	<b>III - Central Luzon</b>	<b>304,515</b>	<b>534,647</b>	<b>169,491</b>
F410	Construction of buildings	90,104	202,105	127,170
F421	Construction of roads and railways	138,604	275,116	31,746
F422	Construction of utility projects	16,371	5,987	1,969
F429	Construction of other civil engineering projects	7,458	13,687	240
F431	Demolition and site preparation	1,576	5,096	-
F432	Electrical, plumbing and other construction installation activities	2,186	20,060	4,745
F433	Building completion and finishing	47,663	6,970	-
F439	Other specialized construction activities	554	5,626	3,621
	<b>IVA - CALABARZON</b>	<b>270,195</b>	<b>708,736</b>	<b>134,197</b>
F410	Construction of buildings	96,871	124,406	6,048
F421	Construction of roads and railways	15,495	110,845	68,509
F422	Construction of utility projects	102,993	338,347	3,074
F429	Construction of other civil engineering projects	3,206	12,832	-
F432	Electrical, plumbing and other construction installation activities	44,700	98,236	20,580
F433	Building completion and finishing	3,208	9,756	24,219
F439	Other specialized construction activities	3,723	14,313	11,767

**Table 5.3** Number of Establishments and Overhead Expense by Type for Construction Establishments by Region and Industry  
Group: Philippines, 2018

(Values are in thousand PhP, except number of establishments. Details may not add-up to total due to rounding and/or statistical disclosure control.)

Continued

2009 PSIC Code	Region/Industry Description	Overhead Expense by Type		
		Taxes on Products and Other Taxes on Production	Depreciation Expense for Machineries and Equipment Used in Construction	Other Overhead Expense
		(9)	(10)	(11)
	<b>MIMAROPA</b>	<b>10,648</b>	<b>83,350</b>	<b>23,269</b>
F410	Construction of buildings	4,632	17,672	-
F421	Construction of roads and railways	5,887	47,693	5,235
F422	Construction of utility projects	S	S	S
F433	Building completion and finishing	S	S	S
	<b>V - Bicol Region</b>	<b>220,786</b>	<b>1,454,184</b>	<b>478,208</b>
F410	Construction of buildings	44,600	26,788	107,354
F421	Construction of roads and railways	125,106	262,470	330,913
F422	Construction of utility projects	17,319	21,294	15,038
F429	Construction of other civil engineering projects	33,663	1,143,499	24,133
F432	Electrical, plumbing and other construction installation activities	98	132	770
	<b>VI - Western Visayas</b>	<b>37,865</b>	<b>130,614</b>	<b>83,150</b>
F410	Construction of buildings	7,943	29,563	8,116
F421	Construction of roads and railways	25,929	86,070	74,822
F422	Construction of utility projects	S	S	S
F429	Construction of other civil engineering projects	1,813	12,098	-
F432	Electrical, plumbing and other construction installation activities	119	229	212
F439	Other specialized construction activities	S	S	S
	<b>VII - Central Visayas</b>	<b>192,832</b>	<b>1,133,678</b>	<b>198,795</b>
F410	Construction of buildings	105,717	658,843	144,383
F421	Construction of roads and railways	60,649	398,735	27,233
F422	Construction of utility projects	9,594	44,680	27,032
F429	Construction of other civil engineering projects	4,836	11,271	16
F432	Electrical, plumbing and other construction installation activities	8,815	8,486	66
F433	Building completion and finishing	1,814	4,232	65
F439	Other specialized construction activities	1,408	7,431	-

**Table 5.3** Number of Establishments and Overhead Expense by Type for Construction Establishments by Region and Industry Group: Philippines, 2018

(Values are in thousand PhP, except number of establishments. Details may not add-up to total due to rounding and/or statistical disclosure control.)

Continued

2009 PSIC Code	Region/Industry Description	Overhead Expense by Type		
		Taxes on Products and Other Taxes on Production	Depreciation Expense for Machineries and Equipment Used in Construction	Other Overhead Expense
		(9)	(10)	(11)
	<b>VIII - Eastern Visayas</b>	<b>29,464</b>	<b>439,276</b>	<b>107,012</b>
F410	Construction of buildings	18,922	83,351	65,581
F421	Construction of roads and railways	10,394	355,676	41,431
F422	Construction of utility projects	-	-	-
F429	Construction of other civil engineering projects	147	249	-
	<b>IX - Zamboanga Peninsula</b>	<b>9,496</b>	<b>75,058</b>	<b>10,340</b>
F410	Construction of buildings	4,734	38,693	9,384
F421	Construction of roads and railways	585	24,153	333
F429	Construction of other civil engineering projects	S	S	S
F432	Electrical, plumbing and other construction installation activities	362	1,408	-
F439	Other specialized construction activities	S	S	S
	<b>X – Northern Mindanao</b>	<b>600,003</b>	<b>393,333</b>	<b>163,881</b>
F410	Construction of buildings	14,354	20,451	10,599
F421	Construction of roads and railways	578,744	326,385	147,332
F422	Construction of utility projects	358	-	5,047
F429	Construction of other civil engineering projects	6,061	42,852	903
F432	Electrical, plumbing and other construction installation activities	458	3,284	-
F433	Building completion and finishing	S	S	S
F439	Other specialized construction activities	S	S	S
	<b>XI - Davao Region</b>	<b>96,320</b>	<b>461,651</b>	<b>332,273</b>
F410	Construction of buildings	69,194	96,022	12,025
F421	Construction of roads and railways	20,743	308,926	312,968
F422	Construction of utility projects	1,260	1,630	33
F429	Construction of other civil engineering projects	723	34,669	1,783
F432	Electrical, plumbing and other construction installation activities	3,189	11,485	5,444
F439	Other specialized construction activities	1,211	8,919	20

**Table 5.3** Number of Establishments and Overhead Expense by Type for Construction Establishments by Region and Industry  
Group: Philippines, 2018

(Values are in thousand PhP, except number of establishments. Details may not add-up to total due to rounding and/or statistical disclosure control.)

Concluded

2009 PSIC Code	Region/Industry Description	Overhead Expense by Type		
		Taxes on Products and Other Taxes on Production	Depreciation Expense for Machineries and Equipment Used in Construction	Other Overhead Expense
		(9)	(10)	(11)
	<b>XII - SOCCSKSARGEN</b>	<b>34,832</b>	<b>119,210</b>	<b>21,813</b>
F410	Construction of buildings	17,392	76,023	255
F421	Construction of roads and railways	15,960	40,291	9,664
F422	Construction of utility projects	S	S	S
F429	Construction of other civil engineering projects	681	738	11,893
F432	Electrical, plumbing and other construction installation activities	275	1,155	-
F439	Other specialized construction activities	S	S	S
	<b>XIII - Caraga</b>	<b>15,928</b>	<b>139,862</b>	<b>61,076</b>
F410	Construction of buildings	S	S	S
F421	Construction of roads and railways	13,677	103,345	60,733
F429	Construction of other civil engineering projects	S	S	S
F439	Other specialized construction activities	80	4,496	-
	<b>Autonomous Region in Muslim Mindanao</b>	<b>S</b>	<b>S</b>	<b>S</b>
F421	Construction of roads and railways	S	S	S

Notes: 1. “-” – zero value

2. S - suppressed

Source: Philippine Statistics Authority, 2018 Census of Philippine Business and Industry

**Table 5.4** Number of Establishments and General, Administrative and Other Operating Expenses by Type for Construction Establishments by Region and Industry Group: Philippines, 2018

(Values are in thousand PhP, except number of establishments. Details may not add-up to total due to rounding and/or statistical disclosure control.)

2009 PSIC Code	Region/Industry Description	Number of Establishments	General, Administrative and Other Operating Expenses			
			Total	Compensation for Indirect Labor	Compensation for R&D Personnel	Other Materials and Supplies
		(1)	(2)	(3)	(4)	(5)
	<b>Philippines</b>	<b>2,487</b>	<b>57,568,868</b>	<b>19,257,208</b>	<b>200,118</b>	<b>2,981,138</b>
F410	Construction of buildings	1,115	17,551,636	6,075,745	38,033	1,388,064
F421	Construction of roads and railways	374	18,221,372	5,499,920	45,066	597,620
F422	Construction of utility projects	125	4,037,988	1,249,906	106,844	241,400
F429	Construction of other civil engineering projects	163	2,516,791	1,060,380	4,082	60,488
F431	Demolition and site preparation	13	514,897	182,196	-	7,020
F432	Electrical, plumbing and other construction installation activities	467	7,371,973	3,574,111	1,205	254,893
F433	Building completion and finishing	96	4,317,232	710,099	3,544	33,571
F439	Other specialized construction activities	134	3,036,979	904,851	1,344	398,083
	<b>National Capital Region</b>	<b>949</b>	<b>39,232,009</b>	<b>13,118,401</b>	<b>111,382</b>	<b>2,279,867</b>
F410	Construction of buildings	380	12,242,845	4,030,417	4,355	1,246,313
F421	Construction of roads and railways	92	9,471,912	3,141,578	-	159,655
F422	Construction of utility projects	58	2,629,043	741,643	100,356	220,871
F429	Construction of other civil engineering projects	61	1,688,370	708,376	4,082	36,298
F431	Demolition and site preparation	10	500,427	176,606	-	3,836
F432	Electrical, plumbing and other construction installation activities	234	5,892,377	2,963,442	376	192,414
F433	Building completion and finishing	63	4,064,084	607,686	869	28,534
F439	Other specialized construction activities	50	2,742,951	748,655	1,344	391,946
	<b>Cordillera Administrative Region</b>	<b>41</b>	<b>292,340</b>	<b>101,427</b>	<b>-</b>	<b>22,274</b>
F410	Construction of buildings	17	64,429	25,698	-	2,497
F421	Construction of roads and railways	20	220,166	72,078	-	19,721
F429	Construction of other civil engineering projects	S	S	S	S	S
F432	Electrical, plumbing and other construction installation activities	S	S	S	S	S
F439	Other specialized construction activities	S	S	S	S	S
	<b>I - Ilocos Region</b>	<b>83</b>	<b>683,870</b>	<b>207,551</b>	<b>-</b>	<b>26,006</b>
F410	Construction of buildings	55	367,774	88,692	-	2,356

Continued



**Table 5.4** Number of Establishments and General, Administrative and Other Operating Expenses by Type for Construction Establishments by Region and Industry Group: Philippines, 2018

(Values are in thousand PhP, except number of establishments. Details may not add-up to total due to rounding and/or statistical disclosure control.)

Continued

Continued						
2009 PSIC Code	Region/Industry Description	Number of Establishments	General, Administrative and Other Operating Expenses			
			Total	Compensation for Indirect Labor	Compensation for R&D Personnel	Other Materials and Supplies
		(1)	(2)	(3)	(4)	(5)
F421	Construction of roads and railways	14	241,297	94,762	-	2,054
F422	Construction of utility projects	S	S	S	S	S
F432	Electrical, plumbing and other construction installation activities	10	27,341	-	-	20,575
F433	Building completion and finishing	S	S	S	S	S
F439	Other specialized construction activities	S	S	S	S	S
	<b>II - Cagayan Valley</b>	<b>13</b>	<b>211,071</b>	<b>133,552</b>	<b>-</b>	<b>1,427</b>
F410	Construction of buildings	5	8,079	3,707	-	14
F421	Construction of roads and railways	5	199,719	128,286	-	1,370
F422	Construction of utility projects	S	S	S	S	S
F429	Construction of other civil engineering projects	S	S	S	S	S
F432	Electrical, plumbing and other construction installation activities	S	S	S	S	S
	<b>III - Central Luzon</b>	<b>212</b>	<b>3,010,012</b>	<b>895,338</b>	<b>2,928</b>	<b>274,314</b>
F410	Construction of buildings	118	1,095,497	405,467	-	22,280
F421	Construction of roads and railways	33	1,412,212	263,910	-	235,883
F422	Construction of utility projects	13	78,952	27,474	2,928	1,132
F429	Construction of other civil engineering projects	12	27,398	14,741	-	411
F431	Demolition and site preparation	3	14,470	5,590	-	3,184
F432	Electrical, plumbing and other construction installation activities	15	289,634	154,826	-	10,513
F433	Building completion and finishing	3	69,443	14,772	-	-
F439	Other specialized construction activities	15	22,405	8,558	-	912
	<b>IVA - CALABARZON</b>	<b>296</b>	<b>3,836,788</b>	<b>1,563,869</b>	<b>8,119</b>	<b>110,500</b>
F410	Construction of buildings	132	1,279,305	599,690	5,445	49,623
F421	Construction of roads and railways	21	470,684	174,965	-	18,861
F422	Construction of utility projects	18	766,045	250,758	-	6,512
F429	Construction of other civil engineering projects	11	86,446	35,892	-	2,569
F432	Electrical, plumbing and other construction installation activities	74	941,728	338,989	-	26,468
F433	Building completion and finishing	10	128,851	55,506	2,675	4,033
F439	Other specialized construction activities	30	163,728	108,069	-	2,434

**Table 5.4** Number of Establishments and General, Administrative and Other Operating Expenses by Type for Construction Establishments by Region and Industry Group: Philippines, 2018

(Values are in thousand PhP, except number of establishments. Details may not add-up to total due to rounding and/or statistical disclosure control.)

Continued

2009 PSIC Code	Region/Industry Description	Number of Establishments	General, Administrative and Other Operating Expenses			
			Total	Compensation for Indirect Labor	Compensation for R&D Personnel	Other Materials and Supplies
		(1)	(2)	(3)	(4)	(5)
	<b>MIMAROPA</b>	<b>27</b>	<b>259,388</b>	<b>99,826</b>	<b>-</b>	<b>2,131</b>
F410	Construction of buildings	17	102,655	40,787	-	1,231
F421	Construction of roads and railways	8	136,412	57,434	-	809
F422	Construction of utility projects	S	S	S	S	S
F433	Building completion and finishing	S	S	S	S	S
	<b>V - Bicol Region</b>	<b>79</b>	<b>905,146</b>	<b>288,435</b>	<b>4,700</b>	<b>30,171</b>
F410	Construction of buildings	26	55,656	12,082	1,140	2,517
F421	Construction of roads and railways	20	315,468	60,931	-	12,486
F422	Construction of utility projects	5	73,436	3,192	3,560	1,433
F429	Construction of other civil engineering projects	12	442,914	199,737	-	13,357
F432	Electrical, plumbing and other construction installation activities	17	17,672	12,494	-	379
	<b>VI - Western Visayas</b>	<b>101</b>	<b>1,583,210</b>	<b>383,994</b>	<b>9,780</b>	<b>16,563</b>
F410	Construction of buildings	45	331,738	99,587	380	2,857
F421	Construction of roads and railways	24	1,145,846	256,474	9,400	9,306
F422	Construction of utility projects	S	S	S	S	S
F429	Construction of other civil engineering projects	18	39,812	22,038	-	1,107
F432	Electrical, plumbing and other construction installation activities	8	1,863	1,026	-	80
F439	Other specialized construction activities	S	S	S	S	S
	<b>VII - Central Visayas</b>	<b>231</b>	<b>1,931,882</b>	<b>826,584</b>	<b>7,557</b>	<b>50,311</b>
F410	Construction of buildings	132	836,681	372,733	4,589	24,296
F421	Construction of roads and railways	18	647,291	225,430	2,969	15,488
F422	Construction of utility projects	10	278,217	138,576	-	5,295
F429	Construction of other civil engineering projects	12	26,297	12,237	-	1,468
F432	Electrical, plumbing and other construction installation activities	38	74,598	48,692	-	1,931
F433	Building completion and finishing	12	41,526	19,926	-	887
F439	Other specialized construction activities	9	27,272	8,992	-	946

**Table 5.4** Number of Establishments and General, Administrative and Other Operating Expenses by Type for Construction Establishments by Region and Industry Group: Philippines, 2018

(Values are in thousand PhP, except number of establishments. Details may not add-up to total due to rounding and/or statistical disclosure control.)

Continued

2009 PSIC Code	Region/Industry Description	Number of Establishments	General, Administrative and Other Operating Expenses			
			Total	Compensation for Indirect Labor	Compensation for R&D Personnel	Other Materials and Supplies
		(1)	(2)	(3)	(4)	(5)
	<b>VIII - Eastern Visayas</b>	<b>68</b>	<b>1,141,818</b>	<b>319,024</b>	<b>7,765</b>	<b>10,806</b>
F410	Construction of buildings	31	364,556	100,155	7,499	6,845
F421	Construction of roads and railways	31	774,419	217,931	266	3,888
F422	Construction of utility projects	3	693	305	-	16
F429	Construction of other civil engineering projects	3	2,149	633	-	57
	<b>IX - Zamboanga Peninsula</b>	<b>67</b>	<b>209,362</b>	<b>103,791</b>	<b>3,693</b>	<b>7,550</b>
F410	Construction of buildings	43	144,940	63,494	3,693	6,645
F421	Construction of roads and railways	5	36,484	27,272	-	459
F429	Construction of other civil engineering projects	S	S	S	S	S
F432	Electrical, plumbing and other construction installation activities	10	11,419	7,185	-	31
F439	Other specialized construction activities	S	S	S	S	S
	<b>X - Northern Mindanao</b>	<b>99</b>	<b>1,058,833</b>	<b>273,947</b>	<b>42,101</b>	<b>69,338</b>
F410	Construction of buildings	34	110,179	46,015	9,463	3,091
F421	Construction of roads and railways	23	795,886	166,212	31,809	61,692
F422	Construction of utility projects	6	27,272	15,888	-	946
F429	Construction of other civil engineering projects	10	84,104	14,171	-	3,407
F432	Electrical, plumbing and other construction installation activities	18	26,241	18,188	829	98
F433	Building completion and finishing	S	S	S	S	S
F439	Other specialized construction activities	S	S	S	S	S
	<b>XI - Davao Region</b>	<b>140</b>	<b>1,375,831</b>	<b>508,730</b>	<b>540</b>	<b>56,689</b>
F410	Construction of buildings	53	333,994	102,775	540	7,496
F421	Construction of roads and railways	26	767,892	286,914	-	43,469
F422	Construction of utility projects	6	52,870	42,168	-	923
F429	Construction of other civil engineering projects	12	78,530	31,554	-	903
F432	Electrical, plumbing and other construction installation activities	35	78,207	23,294	-	2,405
F439	Other specialized construction activities	9	64,338	22,025	-	1,494

**Table 5.4** Number of Establishments and General, Administrative and Other Operating Expenses by Type for Construction Establishments by Region and Industry Group: Philippines, 2018

(Values are in thousand PhP, except number of establishments. Details may not add-up to total due to rounding and/or statistical disclosure control.)

Continued

Continued						
2009 PSIC Code	Region/Industry Description	Number of Establishments	General, Administrative and Other Operating Expenses			
			Total	Compensation for Indirect Labor	Compensation for R&D Personnel	Other Materials and Supplies
		(1)	(2)	(3)	(4)	(5)
	<b>XII - SOCCSKSARGEN</b>	<b>48</b>	<b>428,235</b>	<b>163,380</b>	<b>-</b>	<b>11,188</b>
F410	Construction of buildings	22	165,779	70,951	-	6,237
F421	Construction of roads and railways	14	230,963	73,070	-	4,503
F422	Construction of utility projects	S	S	S	S	S
F429	Construction of other civil engineering projects	3	18,610	13,191	-	333
F432	Electrical, plumbing and other construction installation activities	6	6,843	3,970	-	-
F439	Other specialized construction activities	S	S	S	S	S
	<b>XIII - Caraga</b>	<b>31</b>	<b>1,400,221</b>	<b>268,971</b>	<b>1,385</b>	<b>12,002</b>
F410	Construction of buildings	S	S	S	S	S
F421	Construction of roads and railways	18	1,345,869	252,284	456	7,975
F429	Construction of other civil engineering projects	S	S	S	S	S
F439	Other specialized construction activities	7	2,688	1,086	-	183
	<b>Autonomous Region in Muslim Mindanao</b>	<b>S</b>	<b>S</b>	<b>S</b>	<b>S</b>	<b>S</b>
F421	Construction of roads and railways	S	S	S	S	S

**Table 5.4** Number of Establishments and General, Administrative and Other Operating Expenses by Type for Construction Establishments by Region and Industry Group: Philippines, 2018

(Values are in thousand PhP, except number of establishments. Details may not add-up to total due to rounding and/or statistical disclosure control.)

Continued

2009 PSIC Code	Region/Industry Description	General, Administrative and Other Operating Expenses			
		Other Fuels, Lubricants, Oils and Greases	Electricity	Water	Repair and Maintenance Work
		(6)	(7)	(8)	(9)
	<b>Philippines</b>	<b>1,912,107</b>	<b>3,076,480</b>	<b>707,273</b>	<b>1,881,510</b>
F410	Construction of buildings	812,874	420,066	71,490	607,847
F421	Construction of roads and railways	678,962	400,328	85,668	871,638
F422	Construction of utility projects	88,158	89,158	19,215	54,308
F429	Construction of other civil engineering projects	77,417	60,182	7,331	80,759
F431	Demolition and site preparation	21,993	4,631	1,188	8,878
F432	Electrical, plumbing and other construction installation activities	163,382	147,437	35,274	170,572
F433	Building completion and finishing	29,571	1,917,571	479,386	43,915
F439	Other specialized construction activities	39,749	37,107	7,722	43,593
	<b>National Capital Region</b>	<b>744,609</b>	<b>2,612,815</b>	<b>610,788</b>	<b>793,153</b>
F410	Construction of buildings	268,931	280,789	49,232	330,972
F421	Construction of roads and railways	209,462	181,473	30,926	218,240
F422	Construction of utility projects	56,227	58,409	12,631	33,725
F429	Construction of other civil engineering projects	38,914	38,513	5,163	35,247
F431	Demolition and site preparation	20,798	4,048	1,072	8,532
F432	Electrical, plumbing and other construction installation activities	99,417	106,993	26,570	99,944
F433	Building completion and finishing	28,525	1,912,912	478,679	33,222
F439	Other specialized construction activities	22,334	29,679	6,514	33,270
	<b>Cordillera Administrative Region</b>	<b>12,706</b>	<b>13,097</b>	<b>3,079</b>	<b>21,166</b>
F410	Construction of buildings	4,990	7,506	1,552	758
F421	Construction of roads and railways	6,836	5,533	1,509	19,882
F429	Construction of other civil engineering projects	S	S	S	S
F432	Electrical, plumbing and other construction installation activities	S	S	S	S
F439	Other specialized construction activities	S	S	S	S
	<b>I - Ilocos Region</b>	<b>48,552</b>	<b>23,257</b>	<b>2,216</b>	<b>50,297</b>
F410	Construction of buildings	17,270	8,295	603	8,191
F421	Construction of roads and railways	29,625	11,346	1,298	41,035

**Table 5.4** Number of Establishments and General, Administrative and Other Operating Expenses by Type for Construction Establishments by Region and Industry Group: Philippines, 2018

(Values are in thousand PhP, except number of establishments. Details may not add-up to total due to rounding and/or statistical disclosure control.)

Continued

2009 PSIC Code	Region/Industry Description	General, Administrative and Other Operating Expenses			
		Other Fuels, Lubricants, Oils and Greases	Electricity	Water	Repair and Maintenance Work
		(6)	(7)	(8)	(9)
F422	Construction of utility projects	S	S	S	S
F432	Electrical, plumbing and other construction installation activities	-	2,863	-	-
F433	Building completion and finishing	S	S	S	S
F439	Other specialized construction activities	S	S	S	S
	<b>II - Cagayan Valley</b>	<b>5,556</b>	<b>1,801</b>	<b>457</b>	<b>8,293</b>
F410	Construction of buildings	-	-	-	-
F421	Construction of roads and railways	5,556	1,780	448	7,961
F422	Construction of utility projects	S	S	S	S
F429	Construction of other civil engineering projects	S	S	S	S
F432	Electrical, plumbing and other construction installation activities	S	S	S	S
	<b>III - Central Luzon</b>	<b>334,303</b>	<b>67,783</b>	<b>15,621</b>	<b>135,499</b>
F410	Construction of buildings	198,825	32,149	5,152	38,136
F421	Construction of roads and railways	109,166	21,685	6,995	79,544
F422	Construction of utility projects	175	892	105	440
F429	Construction of other civil engineering projects	1,445	988	150	1,137
F431	Demolition and site preparation	1,195	583	116	345
F432	Electrical, plumbing and other construction installation activities	22,192	9,755	2,712	14,249
F433	Building completion and finishing	-	1,023	283	636
F439	Other specialized construction activities	1,306	709	108	1,011
	<b>IVA - CALABARZON</b>	<b>147,933</b>	<b>108,012</b>	<b>17,632</b>	<b>140,157</b>
F410	Construction of buildings	79,506	36,227	5,217	61,032
F421	Construction of roads and railways	13,463	12,613	2,814	10,680
F422	Construction of utility projects	10,067	22,548	3,645	5,699
F429	Construction of other civil engineering projects	4,908	3,939	295	3,353
F432	Electrical, plumbing and other construction installation activities	36,749	24,844	5,095	51,873
F433	Building completion and finishing	674	3,432	384	2,063
F439	Other specialized construction activities	2,567	4,408	182	5,456

**Table 5.4** Number of Establishments and General, Administrative and Other Operating Expenses by Type for Construction Establishments by Region and Industry Group: Philippines, 2018

(Values are in thousand PhP, except number of establishments. Details may not add-up to total due to rounding and/or statistical disclosure control.)

Continued

2009 PSIC Code	Region/Industry Description	General, Administrative and Other Operating Expenses			
		Other Fuels, Lubricants, Oils and Greases	Electricity	Water	Repair and Maintenance Work
		(6)	(7)	(8)	(9)
	<b>MIMAROPA</b>	<b>3,023</b>	<b>1,745</b>	<b>193</b>	<b>903</b>
F410	Construction of buildings	363	123	25	120
F421	Construction of roads and railways	1,708	1,416	161	774
F422	Construction of utility projects	S	S	S	S
F433	Building completion and finishing	S	S	S	S
	<b>V - Bicol Region</b>	<b>38,938</b>	<b>40,198</b>	<b>3,234</b>	<b>46,173</b>
F410	Construction of buildings	3,903	708	214	788
F421	Construction of roads and railways	20,447	27,593	2,491	10,954
F422	Construction of utility projects	6,363	712	292	4,554
F429	Construction of other civil engineering projects	7,865	10,784	215	29,862
F432	Electrical, plumbing and other construction installation activities	360	400	21	15
	<b>VI - Western Visayas</b>	<b>149,265</b>	<b>83,377</b>	<b>10,564</b>	<b>129,848</b>
F410	Construction of buildings	73,133	12,210	359	21,899
F421	Construction of roads and railways	68,531	67,728	9,049	103,620
F422	Construction of utility projects	S	S	S	S
F429	Construction of other civil engineering projects	1,596	1,768	177	1,593
F432	Electrical, plumbing and other construction installation activities	-	-	-	51
F439	Other specialized construction activities	S	S	S	S
	<b>VII - Central Visayas</b>	<b>63,723</b>	<b>30,390</b>	<b>6,264</b>	<b>80,774</b>
F410	Construction of buildings	20,732	20,266	2,889	39,953
F421	Construction of roads and railways	35,604	5,311	1,793	27,256
F422	Construction of utility projects	4,061	3,672	1,366	3,268
F429	Construction of other civil engineering projects	1,604	385	96	1,009
F432	Electrical, plumbing and other construction installation activities	1,110	540	92	1,274
F433	Building completion and finishing	307	105	19	7,990
F439	Other specialized construction activities	305	111	8	24

**Table 5.4** Number of Establishments and General, Administrative and Other Operating Expenses by Type for Construction Establishments by Region and Industry Group: Philippines, 2018

(Values are in thousand PhP, except number of establishments. Details may not add-up to total due to rounding and/or statistical disclosure control.)

Continued

2009 PSIC Code	Region/Industry Description	General, Administrative and Other Operating Expenses			
		Other Fuels, Lubricants, Oils and Greases	Electricity	Water	Repair and Maintenance Work
		(6)	(7)	(8)	(9)
	<b>VIII - Eastern Visayas</b>	<b>100,055</b>	<b>13,879</b>	<b>4,714</b>	<b>265,588</b>
F410	Construction of buildings	47,962	7,589	2,738	51,923
F421	Construction of roads and railways	51,964	6,215	1,940	213,603
F422	Construction of utility projects	23	28	20	59
F429	Construction of other civil engineering projects	105	47	16	4
	<b>IX - Zamboanga Peninsula</b>	<b>10,115</b>	<b>5,855</b>	<b>941</b>	<b>3,236</b>
F410	Construction of buildings	9,128	3,707	724	2,748
F421	Construction of roads and railways	292	2,084	178	488
F429	Construction of other civil engineering projects	S	S	S	S
F432	Electrical, plumbing and other construction installation activities	-	-	-	-
F439	Other specialized construction activities	S	S	S	S
	<b>X - Northern Mindanao</b>	<b>66,344</b>	<b>24,162</b>	<b>9,009</b>	<b>62,515</b>
F410	Construction of buildings	23,128	2,942	948	5,979
F421	Construction of roads and railways	25,499	18,228	7,169	46,495
F422	Construction of utility projects	408	393	-	561
F429	Construction of other civil engineering projects	15,811	2,027	638	7,525
F432	Electrical, plumbing and other construction installation activities	1,122	458	216	1,931
F433	Building completion and finishing	S	S	S	S
F439	Other specialized construction activities	S	S	S	S
	<b>XI - Davao Region</b>	<b>73,465</b>	<b>16,861</b>	<b>7,146</b>	<b>49,836</b>
F410	Construction of buildings	35,429	4,563	1,239	27,956
F421	Construction of roads and railways	18,663	7,804	4,289	15,012
F422	Construction of utility projects	1,996	218	71	2,069
F429	Construction of other civil engineering projects	2,486	1,363	471	48
F432	Electrical, plumbing and other construction installation activities	2,253	1,573	563	1,234
F439	Other specialized construction activities	12,639	1,339	513	3,518



**Table 5.4** Number of Establishments and General, Administrative and Other Operating Expenses by Type for Construction Establishments by Region and Industry Group: Philippines, 2018

(Values are in thousand Php, except number of establishments. Details may not add-up to total due to rounding and/or statistical disclosure control.)

Continued

2009 PSIC Code	Region/Industry Description	General, Administrative and Other Operating Expenses			
		Other Fuels, Lubricants, Oils and Greases	Electricity	Water	Repair and Maintenance Work
		(6)	(7)	(8)	(9)
	<b>XII - SOCCSKSARGEN</b>	<b>59,326</b>	<b>8,650</b>	<b>2,028</b>	<b>70,096</b>
F410	Construction of buildings	25,874	2,296	506	11,905
F421	Construction of roads and railways	32,493	5,884	1,400	57,662
F422	Construction of utility projects	S	S	S	S
F429	Construction of other civil engineering projects	466	54	6	300
F432	Electrical, plumbing and other construction installation activities	179	-	-	-
F439	Other specialized construction activities	S	S	S	S
	<b>XIII - Caraga</b>	<b>52,176</b>	<b>23,272</b>	<b>12,464</b>	<b>23,151</b>
F410	Construction of buildings	S	S	S	S
F421	Construction of roads and railways	47,638	22,308	12,285	17,607
F429	Construction of other civil engineering projects	S	S	S	S
F439	Other specialized construction activities	198	86	46	58
	<b>Autonomous Region in Muslim Mindanao</b>	<b>S</b>	<b>S</b>	<b>S</b>	<b>S</b>
F421	Construction of roads and railways	S	S	S	S

**Table 5.4** Number of Establishments and General, Administrative and Other Operating Expenses by Type for Construction Establishments by Region and Industry Group: Philippines, 2018

(Values are in thousand PhP, except number of establishments. Details may not add-up to total due to rounding and/or statistical disclosure control.)

Continued

2009 PSIC Code	Region/Industry Description	General, Administrative and Other Operating Expenses			
		Non-industrial Service Done by Others	Other Taxes and Licenses	Research and Development (R&D) Expense	Environmental Protection Expense
		(10)	(11)	(12)	(13)
	<b>Philippines</b>	<b>15,219,521</b>	<b>2,607,081</b>	<b>38,952</b>	<b>3,567</b>
F410	Construction of buildings	3,891,707	911,919	24,590	426
F421	Construction of roads and railways	5,235,904	843,644	1,455	2,604
F422	Construction of utility projects	1,407,650	108,826	4,700	108
F429	Construction of other civil engineering projects	558,025	211,006	1,028	40
F431	Demolition and site preparation	173,239	54,425	-	-
F432	Electrical, plumbing and other construction installation activities	1,804,212	328,809	7,108	34
F433	Building completion and finishing	835,912	89,437	72	353
F439	Other specialized construction activities	1,312,871	59,015	-	-
	<b>National Capital Region</b>	<b>10,354,929</b>	<b>1,932,204</b>	<b>31,785</b>	<b>-</b>
F410	Construction of buildings	2,789,753	771,859	23,319	-
F421	Construction of roads and railways	2,577,889	547,738	119	-
F422	Construction of utility projects	928,709	90,180	4,156	-
F429	Construction of other civil engineering projects	418,821	106,699	1,028	-
F431	Demolition and site preparation	170,714	54,345	-	-
F432	Electrical, plumbing and other construction installation activities	1,426,021	245,640	3,091	-
F433	Building completion and finishing	795,504	63,440	72	-
F439	Other specialized construction activities	1,247,518	52,304	-	-
	<b>Cordillera Administrative Region</b>	<b>70,585</b>	<b>10,629</b>	<b>123</b>	<b>-</b>
F410	Construction of buildings	8,328	1,164	-	-
F421	Construction of roads and railways	60,739	9,427	123	-
F429	Construction of other civil engineering projects	S	S	S	S
F432	Electrical, plumbing and other construction installation activities	S	S	S	S
F439	Other specialized construction activities	S	S	S	S
	<b>I - Ilocos Region</b>	<b>73,730</b>	<b>5,769</b>	<b>-</b>	<b>-</b>
F410	Construction of buildings	48,489	1,267	-	-
F421	Construction of roads and railways	21,001	2,721	-	-

**Table 5.4** Number of Establishments and General, Administrative and Other Operating Expenses by Type for Construction Establishments by Region and Industry Group: Philippines, 2018

(Values are in thousand PhP, except number of establishments. Details may not add-up to total due to rounding and/or statistical disclosure control.)

Continued

2009 PSIC Code	Region/Industry Description	General, Administrative and Other Operating Expenses			
		Non-industrial Service Done by Others	Other Taxes and Licenses	Research and Development (R&D) Expense	Environmental Protection Expense
		(10)	(11)	(12)	(13)
F422	Construction of utility projects	S	S	S	S
F432	Electrical, plumbing and other construction installation activities	-	-	-	-
F433	Building completion and finishing	S	S	S	S
F439	Other specialized construction activities	S	S	S	S
	<b>II - Cagayan Valley</b>	<b>38,075</b>	<b>8,838</b>	<b>-</b>	<b>-</b>
F410	Construction of buildings	3,384	758	-	-
F421	Construction of roads and railways	34,113	8,006	-	-
F422	Construction of utility projects	S	S	S	S
F429	Construction of other civil engineering projects	S	S	S	S
F432	Electrical, plumbing and other construction installation activities	S	S	S	S
	<b>III - Central Luzon</b>	<b>553,674</b>	<b>80,138</b>	<b>889</b>	<b>-</b>
F410	Construction of buildings	245,457	51,757	346	-
F421	Construction of roads and railways	220,594	18,187	-	-
F422	Construction of utility projects	31,848	2,699	543	-
F429	Construction of other civil engineering projects	5,498	1,918	-	-
F431	Demolition and site preparation	2,525	79	-	-
F432	Electrical, plumbing and other construction installation activities	34,639	2,366	-	-
F433	Building completion and finishing	5,088	2,449	-	-
F439	Other specialized construction activities	8,026	682	-	-
	<b>IVA - CALABARZON</b>	<b>1,119,037</b>	<b>158,677</b>	<b>4,755</b>	<b>121</b>
F410	Construction of buildings	298,260	36,345	738	46
F421	Construction of roads and railways	157,466	17,346	-	-
F422	Construction of utility projects	313,797	1,162	-	-
F429	Construction of other civil engineering projects	17,316	5,687	-	40
F432	Electrical, plumbing and other construction installation activities	281,551	70,802	4,017	34
F433	Building completion and finishing	23,441	23,359	-	-
F439	Other specialized construction activities	27,207	3,977	-	-

**Table 5.4** Number of Establishments and General, Administrative and Other Operating Expenses by Type for Construction Establishments by Region and Industry Group: Philippines, 2018

(Values are in thousand PhP, except number of establishments. Details may not add-up to total due to rounding and/or statistical disclosure control.)

Continued

2009 PSIC Code	Region/Industry Description	General, Administrative and Other Operating Expenses			
		Non-industrial Service Done by Others	Other Taxes and Licenses	Research and Development (R&D) Expense	Environmental Protection Expense
		(10)	(11)	(12)	(13)
	<b>MIMAROPA</b>	<b>37,148</b>	<b>25,903</b>	-	-
F410	Construction of buildings	4,548	-	-	-
F421	Construction of roads and railways	19,181	23,249	-	-
F422	Construction of utility projects	S	S	S	S
F433	Building completion and finishing	S	S	S	S
	<b>V - Bicol Region</b>	<b>136,510</b>	<b>108,733</b>	-	<b>164</b>
F410	Construction of buildings	8,776	6,082	-	-
F421	Construction of roads and railways	40,797	23,478	-	62
F422	Construction of utility projects	33,507	407	-	103
F429	Construction of other civil engineering projects	50,501	78,314	-	-
F432	Electrical, plumbing and other construction installation activities	2,928	452	-	-
	<b>VI - Western Visayas</b>	<b>358,917</b>	<b>19,304</b>	-	-
F410	Construction of buildings	30,476	4,108	-	-
F421	Construction of roads and railways	320,403	14,391	-	-
F422	Construction of utility projects	S	S	S	S
F429	Construction of other civil engineering projects	4,874	712	-	-
F432	Electrical, plumbing and other construction installation activities	702	-	-	-
F439	Other specialized construction activities	S	S	S	S
	<b>VII - Central Visayas</b>	<b>500,917</b>	<b>61,060</b>	<b>1,191</b>	<b>1,999</b>
F410	Construction of buildings	186,771	17,805	-	-
F421	Construction of roads and railways	192,149	33,083	1,191	1,646
F422	Construction of utility projects	75,070	9,205	-	-
F429	Construction of other civil engineering projects	4,734	-	-	-
F432	Electrical, plumbing and other construction installation activities	16,721	967	-	-
F433	Building completion and finishing	11,363	-	-	353
F439	Other specialized construction activities	14,109	-	-	-

**Table 5.4** Number of Establishments and General, Administrative and Other Operating Expenses by Type for Construction Establishments by Region and Industry Group: Philippines, 2018

(Values are in thousand PhP, except number of establishments. Details may not add-up to total due to rounding and/or statistical disclosure control.)

Continued

2009 PSIC Code	Region/Industry Description	General, Administrative and Other Operating Expenses			
		Non-industrial Service Done by Others	Other Taxes and Licenses	Research and Development (R&D) Expense	Environmental Protection Expense
		(10)	(11)	(12)	(13)
	<b>VIII - Eastern Visayas</b>	<b>252,012</b>	<b>42,012</b>	<b>-</b>	<b>-</b>
F410	Construction of buildings	68,661	10,517	-	-
F421	Construction of roads and railways	182,514	31,394	-	-
F422	Construction of utility projects	87	15	-	-
F429	Construction of other civil engineering projects	751	87	-	-
	<b>IX - Zamboanga Peninsula</b>	<b>40,320</b>	<b>4,158</b>	<b>131</b>	<b>350</b>
F410	Construction of buildings	32,994	2,234	131	350
F421	Construction of roads and railways	2,532	1,924	-	-
F429	Construction of other civil engineering projects	S	S	S	S
F432	Electrical, plumbing and other construction installation activities	220	-	-	-
F439	Other specialized construction activities	S	S	S	S
	<b>X - Northern Mindanao</b>	<b>296,061</b>	<b>30,095</b>	<b>55</b>	<b>56</b>
F410	Construction of buildings	12,479	288	55	30
F421	Construction of roads and railways	252,618	28,640	-	26
F422	Construction of utility projects	1,518	568	-	-
F429	Construction of other civil engineering projects	25,716	325	-	-
F432	Electrical, plumbing and other construction installation activities	3,219	-	-	-
F433	Building completion and finishing	S	S	S	S
F439	Other specialized construction activities	S	S	S	S
	<b>XI - Davao Region</b>	<b>356,658</b>	<b>92,414</b>	<b>-</b>	<b>5</b>
F410	Construction of buildings	110,386	5,919	-	-
F421	Construction of roads and railways	175,493	59,064	-	-
F422	Construction of utility projects	2,590	74	-	5
F429	Construction of other civil engineering projects	20,421	16,986	-	-
F432	Electrical, plumbing and other construction installation activities	34,620	8,546	-	-
F439	Other specialized construction activities	13,148	1,826	-	-

**Table 5.4** Number of Establishments and General, Administrative and Other Operating Expenses by Type for Construction Establishments by Region and Industry Group: Philippines, 2018

(Values are in thousand PhP, except number of establishments. Details may not add-up to total due to rounding and/or statistical disclosure control.)

Continued

2009 PSIC Code	Region/Industry Description	General, Administrative and Other Operating Expenses			
		Non-industrial Service Done by Others	Other Taxes and Licenses	Research and Development (R&D) Expense	Environmental Protection Expense
		(10)	(11)	(12)	(13)
	<b>XII - SOCCSKSARGEN</b>	<b>78,851</b>	<b>10,995</b>	<b>-</b>	<b>751</b>
F410	Construction of buildings	35,684	1,015	-	-
F421	Construction of roads and railways	34,709	9,981	-	751
F422	Construction of utility projects	S	S	S	S
F429	Construction of other civil engineering projects	4,247	-	-	-
F432	Electrical, plumbing and other construction installation activities	2,695	-	-	-
F439	Other specialized construction activities	S	S	S	S
	<b>XIII - Caraga</b>	<b>950,873</b>	<b>16,150</b>	<b>23</b>	<b>30</b>
F410	Construction of buildings	S	S	S	S
F421	Construction of roads and railways	942,482	15,015	23	30
F429	Construction of other civil engineering projects	S	S	S	S
F439	Other specialized construction activities	635	129	-	-
	<b>Autonomous Region in Muslim Mindanao</b>	<b>S</b>	<b>S</b>	<b>S</b>	<b>S</b>
F421	Construction of roads and railways	S	S	S	S

**Table 5.4** Number of Establishments and General, Administrative and Other Operating Expenses by Type for Construction Establishments by Region and Industry Group: Philippines, 2018

(Values are in thousand PhP, except number of establishments. Details may not add-up to total due to rounding and/or statistical disclosure control.)

Continued

2009 PSIC Code	Region/Industry Description	General, Administrative and Other Operating Expenses			
		Royalty Fee	Other Depreciation Expense	Other Amortization Expense	Other Expense
		(14)	(15)	(16)	(17)
	<b>Philippines</b>	<b>162,019</b>	<b>4,210,022</b>	<b>241,857</b>	<b>5,070,015</b>
F410	Construction of buildings	1,747	1,360,839	116,903	1,829,386
F421	Construction of roads and railways	84,010	1,624,616	74,064	2,175,873
F422	Construction of utility projects	240	368,452	28,915	270,109
F429	Construction of other civil engineering projects	6,762	134,912	10,531	243,847
F431	Demolition and site preparation	-	44,572	216	16,539
F432	Electrical, plumbing and other construction installation activities	69,260	365,073	9,627	440,977
F433	Building completion and finishing	-	113,634	1,600	58,567
F439	Other specialized construction activities	-	197,925	-	34,719
	<b>National Capital Region</b>	<b>158,895</b>	<b>2,439,351</b>	<b>194,037</b>	<b>3,849,792</b>
F410	Construction of buildings	322	818,571	113,384	1,514,626
F421	Construction of roads and railways	83,362	765,931	57,934	1,497,605
F422	Construction of utility projects	-	172,887	5,167	204,080
F429	Construction of other civil engineering projects	6,745	96,352	6,352	185,782
F431	Demolition and site preparation	-	43,847	216	16,411
F432	Electrical, plumbing and other construction installation activities	68,466	291,260	9,396	359,349
F433	Building completion and finishing	-	70,126	1,588	42,926
F439	Other specialized construction activities	-	180,377	-	29,011
	<b>Cordillera Administrative Region</b>	<b>-</b>	<b>22,955</b>	<b>545</b>	<b>13,753</b>
F410	Construction of buildings	-	9,679	-	2,255
F421	Construction of roads and railways	-	12,275	545	11,498
F429	Construction of other civil engineering projects	S	S	S	S
F432	Electrical, plumbing and other construction installation activities	S	S	S	S
F439	Other specialized construction activities	S	S	S	S
	<b>I - Ilocos Region</b>	<b>-</b>	<b>183,187</b>	<b>44</b>	<b>63,259</b>
F410	Construction of buildings	-	173,557	44	19,007
F421	Construction of roads and railways	-	2,890	-	34,563

**Table 5.4** Number of Establishments and General, Administrative and Other Operating Expenses by Type for Construction Establishments by Region and Industry Group: Philippines, 2018

(Values are in thousand PhP, except number of establishments. Details may not add-up to total due to rounding and/or statistical disclosure control.)

Continued

2009 PSIC Code	Region/Industry Description	General, Administrative and Other Operating Expenses			
		Royalty Fee	Other Depreciation Expense	Other Amortization Expense	Other Expense
		(14)	(15)	(16)	(17)
F422	Construction of utility projects	S	S	S	S
F432	Electrical, plumbing and other construction installation activities	-	2,470	-	1,432
F433	Building completion and finishing	S	S	S	S
F439	Other specialized construction activities	S	S	S	S
	<b>II - Cagayan Valley</b>	-	<b>3,398</b>	-	<b>9,675</b>
F410	Construction of buildings	-	-	-	216
F421	Construction of roads and railways	-	3,126	-	9,073
F422	Construction of utility projects	S	S	S	S
F429	Construction of other civil engineering projects	S	S	S	S
F432	Electrical, plumbing and other construction installation activities	S	S	S	S
	<b>III - Central Luzon</b>	<b>1,297</b>	<b>410,963</b>	<b>1,709</b>	<b>235,556</b>
F410	Construction of buildings	-	59,723	1,680	34,525
F421	Construction of roads and railways	503	283,611	-	172,134
F422	Construction of utility projects	-	1,111	17	9,587
F429	Construction of other civil engineering projects	-	97	-	1,013
F431	Demolition and site preparation	-	725	-	128
F432	Electrical, plumbing and other construction installation activities	794	27,518	-	10,072
F433	Building completion and finishing	-	37,930	12	7,250
F439	Other specialized construction activities	-	248	-	845
	<b>IVA - CALABARZON</b>	<b>1,425</b>	<b>309,505</b>	<b>21,912</b>	<b>125,133</b>
F410	Construction of buildings	1,425	87,696	166	17,889
F421	Construction of roads and railways	-	44,115	-	18,361
F422	Construction of utility projects	-	124,278	17,335	10,245
F429	Construction of other civil engineering projects	-	7,553	4,179	715
F432	Electrical, plumbing and other construction installation activities	-	33,895	231	67,180
F433	Building completion and finishing	-	5,340	-	7,944
F439	Other specialized construction activities	-	6,628	-	2,800



**Table 5.4** Number of Establishments and General, Administrative and Other Operating Expenses by Type for Construction Establishments by Region and Industry Group: Philippines, 2018

(Values are in thousand PhP, except number of establishments. Details may not add-up to total due to rounding and/or statistical disclosure control.)

Continued

2009 PSIC Code	Region/Industry Description	General, Administrative and Other Operating Expenses			
		Royalty Fee	Other Depreciation Expense	Other Amortization Expense	Other Expense
		(14)	(15)	(16)	(17)
	<b>MIMAROPA</b>	-	<b>29,813</b>	<b>36</b>	<b>58,666</b>
F410	Construction of buildings	-	-	-	55,459
F421	Construction of roads and railways	-	28,959	36	2,684
F422	Construction of utility projects	S	S	S	S
F433	Building completion and finishing	S	S	S	S
	<b>V - Bicol Region</b>	<b>17</b>	<b>53,376</b>	<b>113</b>	<b>154,385</b>
F410	Construction of buildings	-	5,699	113	13,635
F421	Construction of roads and railways	-	35,674	-	80,555
F422	Construction of utility projects	-	2,259	-	17,054
F429	Construction of other civil engineering projects	17	9,121	-	43,141
F432	Electrical, plumbing and other construction installation activities	-	622	-	-
	<b>VI - Western Visayas</b>	-	<b>233,929</b>	<b>67</b>	<b>187,601</b>
F410	Construction of buildings	-	80,859	-	5,870
F421	Construction of roads and railways	-	117,592	67	169,286
F422	Construction of utility projects	S	S	S	S
F429	Construction of other civil engineering projects	-	4,666	-	1,280
F432	Electrical, plumbing and other construction installation activities	-	-	-	5
F439	Other specialized construction activities	S	S	S	S
	<b>VII - Central Visayas</b>	<b>240</b>	<b>117,461</b>	<b>21,232</b>	<b>162,179</b>
F410	Construction of buildings	-	22,005	934	123,709
F421	Construction of roads and railways	-	59,897	13,902	31,572
F422	Construction of utility projects	240	25,739	6,396	5,330
F429	Construction of other civil engineering projects	-	4,412	-	353
F432	Electrical, plumbing and other construction installation activities	-	2,474	-	797
F433	Building completion and finishing	-	157	-	418
F439	Other specialized construction activities	-	2,777	-	-

**Table 5.4** Number of Establishments and General, Administrative and Other Operating Expenses by Type for Construction Establishments by Region and Industry Group: Philippines, 2018

(Values are in thousand PhP, except number of establishments. Details may not add-up to total due to rounding and/or statistical disclosure control.)

Continued

2009 PSIC Code	Region/Industry Description	General, Administrative and Other Operating Expenses			
		Royalty Fee	Other Depreciation Expense	Other Amortization Expense	Other Expense
		(14)	(15)	(16)	(17)
	<b>VIII - Eastern Visayas</b>	-	<b>69,011</b>	-	<b>56,950</b>
F410	Construction of buildings	-	52,612	-	8,054
F421	Construction of roads and railways	-	16,251	-	48,453
F422	Construction of utility projects	-	113	-	28
F429	Construction of other civil engineering projects	-	35	-	415
	<b>IX - Zamboanga Peninsula</b>	-	<b>25,151</b>	-	<b>4,072</b>
F410	Construction of buildings	-	16,648	-	2,443
F421	Construction of roads and railways	-	1,005	-	250
F429	Construction of other civil engineering projects	S	S	S	S
F432	Electrical, plumbing and other construction installation activities	-	3,908	-	75
F439	Other specialized construction activities	S	S	S	S
	<b>X - Northern Mindanao</b>	-	<b>110,913</b>	<b>344</b>	<b>73,893</b>
F410	Construction of buildings	-	2,973	3	2,786
F421	Construction of roads and railways	-	98,913	341	58,242
F422	Construction of utility projects	-	4,635	-	2,354
F429	Construction of other civil engineering projects	-	4,171	-	10,313
F432	Electrical, plumbing and other construction installation activities	-	-	-	179
F433	Building completion and finishing	S	S	S	S
F439	Other specialized construction activities	S	S	S	S
	<b>XI - Davao Region</b>	-	<b>159,691</b>	<b>580</b>	<b>53,216</b>
F410	Construction of buildings	-	20,218	580	16,893
F421	Construction of roads and railways	-	125,134	-	32,050
F422	Construction of utility projects	-	1,299	-	1,457
F429	Construction of other civil engineering projects	-	4,299	-	-
F432	Electrical, plumbing and other construction installation activities	-	1,924	-	1,796
F439	Other specialized construction activities	-	6,816	-	1,019

**Table 5.4** Number of Establishments and General, Administrative and Other Operating Expenses by Type for Construction Establishments by Region and Industry Group: Philippines, 2018

(Values are in thousand PhP, except number of establishments. Details may not add-up to total due to rounding and/or statistical disclosure control.)

Concluded

2009 PSIC Code	Region/Industry Description	General, Administrative and Other Operating Expenses			
		Royalty Fee	Other Depreciation Expense	Other Amortization Expense	Other Expense
		(14)	(15)	(16)	(17)
	<b>XII - SOCCSKSARGEN</b>	-	<b>14,654</b>	<b>239</b>	<b>8,077</b>
F410	Construction of buildings	-	8,082	-	3,230
F421	Construction of roads and railways	-	5,679	239	4,592
F422	Construction of utility projects	S	S	S	S
F429	Construction of other civil engineering projects	-	-	-	13
F432	Electrical, plumbing and other construction installation activities	-	-	-	-
F439	Other specialized construction activities	S	S	S	S
	<b>XIII - Caraga</b>	-	<b>26,666</b>	<b>1,000</b>	<b>12,058</b>
F410	Construction of buildings	S	S	S	S
F421	Construction of roads and railways	-	23,561	1,000	3,206
F429	Construction of other civil engineering projects	S	S	S	S
F439	Other specialized construction activities	-	241	-	25
	<b>Autonomous Region in Muslim Mindanao</b>	<b>S</b>	<b>S</b>	<b>S</b>	<b>S</b>
F421	Construction of roads and railways	S	S	S	S

Notes: 1. “-” – zero value

2. S - suppressed

Source: Philippine Statistics Authority, 2018 Census of Philippine Business and Industry

**Table 5.5** Number of Establishments and Cost of Construction Materials and Supplies Used for Construction Establishments by Region and Industry Group: Philippines, 2018*(Values are in thousand PhP, except number of establishments. Details may not add-up to total due to rounding and/or statistical disclosure control.)*

2009 PSIC Code	Region/Industry Description	Number of Establishments	Construction Materials and Supplies Used		
			Total	Construction Materials and Supplies Purchased	Construction Materials and Supplies Inventories, (Beginning - Ending)
		(1)	(2)	(3)	(4)
	<b>Philippines</b>	<b>2,487</b>	<b>255,102,939</b>	<b>261,701,807</b>	<b>-6,598,868</b>
F410	Construction of buildings	1,115	102,142,318	105,377,567	-3,235,249
F421	Construction of roads and railways	374	97,407,293	97,574,479	-167,186
F422	Construction of utility projects	125	10,807,110	13,323,852	-2,516,741
F429	Construction of other civil engineering projects	163	11,623,165	12,051,977	-428,812
F431	Demolition and site preparation	13	1,159,425	1,133,799	25,627
F432	Electrical, plumbing and other construction installation activities	467	21,676,957	21,534,641	142,316
F433	Building completion and finishing	96	4,919,019	5,246,622	-327,603
F439	Other specialized construction activities	134	5,367,651	5,458,871	-91,220
	<b>National Capital Region</b>	<b>949</b>	<b>126,722,025</b>	<b>135,912,660</b>	<b>-9,190,635</b>
F410	Construction of buildings	380	61,114,201	65,222,128	-4,107,927
F421	Construction of roads and railways	92	31,985,503	33,938,436	-1,952,934
F422	Construction of utility projects	58	6,005,528	8,032,490	-2,026,961
F429	Construction of other civil engineering projects	61	5,100,583	5,615,967	-515,384
F431	Demolition and site preparation	10	1,131,879	1,133,799	-1,920
F432	Electrical, plumbing and other construction installation activities	234	14,766,270	15,016,350	-250,080
F433	Building completion and finishing	63	4,162,840	4,450,639	-287,798
F439	Other specialized construction activities	50	2,455,221	2,502,852	-47,631
	<b>Cordillera Administrative Region</b>	<b>41</b>	<b>3,225,440</b>	<b>3,067,884</b>	<b>157,556</b>
F410	Construction of buildings	17	263,232	244,067	19,165
F421	Construction of roads and railways	20	2,938,459	2,801,125	137,334
F429	Construction of other civil engineering projects	S	S	S	S
F432	Electrical, plumbing and other construction installation activities	S	S	S	S
F439	Other specialized construction activities	S	S	S	S
	<b>I - Ilocos Region</b>	<b>83</b>	<b>6,423,444</b>	<b>6,454,694</b>	<b>-31,249</b>
F410	Construction of buildings	55	2,950,289	2,985,504	-35,216

*Continued*

**Table 5.5** Number of Establishments and Cost of Construction Materials and Supplies Used for Construction Establishments by Region and Industry Group: Philippines, 2018

(Values are in thousand PHP, except number of establishments. Details may not add-up to total due to rounding and/or statistical disclosure control.)

Continued

2009 PSIC Code	Region/Industry Description	Number of Establishments	Construction Materials and Supplies Used		
			Total	Construction Materials and Supplies Purchased	Construction Materials and Supplies Inventories, (Beginning - Ending)
		(1)	(2)	(3)	(4)
F421	Construction of roads and railways	14	2,963,575	2,964,055	-480
F422	Construction of utility projects	S	S	S	S
F432	Electrical, plumbing and other construction installation activities	10	-	-	-
F433	Building completion and finishing	S	S	S	S
F439	Other specialized construction activities	S	S	S	S
	<b>II - Cagayan Valley</b>	<b>13</b>	<b>3,171,564</b>	<b>3,154,113</b>	<b>17,451</b>
F410	Construction of buildings	5	2,394,123	2,385,506	8,617
F421	Construction of roads and railways	5	722,019	712,729	9,290
F422	Construction of utility projects	S	S	S	S
F429	Construction of other civil engineering projects	S	S	S	S
F432	Electrical, plumbing and other construction installation activities	S	S	S	S
	<b>III - Central Luzon</b>	<b>212</b>	<b>18,781,630</b>	<b>18,517,357</b>	<b>264,273</b>
F410	Construction of buildings	118	7,294,102	6,675,459	618,643
F421	Construction of roads and railways	33	9,793,568	9,864,186	-70,618
F422	Construction of utility projects	13	533,098	790,888	-257,791
F429	Construction of other civil engineering projects	12	244,269	255,618	-11,350
F431	Demolition and site preparation	3	27,547	-	27,547
F432	Electrical, plumbing and other construction installation activities	15	722,758	715,135	7,623
F433	Building completion and finishing	3	143,175	185,244	-42,068
F439	Other specialized construction activities	15	23,113	30,827	-7,713
	<b>IVA - CALABARZON</b>	<b>296</b>	<b>16,328,857</b>	<b>16,141,529</b>	<b>187,328</b>
F410	Construction of buildings	132	5,282,071	5,269,460	12,611
F421	Construction of roads and railways	21	5,026,468	4,905,127	121,341
F422	Construction of utility projects	18	930,848	934,138	-3,289
F429	Construction of other civil engineering projects	11	593,265	560,844	32,421
F432	Electrical, plumbing and other construction installation activities	74	2,403,160	2,367,467	35,693
F433	Building completion and finishing	10	499,902	496,604	3,299
F439	Other specialized construction activities	30	1,593,143	1,607,889	-14,746

**Table 5.5** Number of Establishments and Cost of Construction Materials and Supplies Used for Construction Establishments by Region and Industry Group: Philippines, 2018

(Values are in thousand PhP, except number of establishments. Details may not add-up to total due to rounding and/or statistical disclosure control.)

Continued

2009 PSIC Code	Region/Industry Description	Number of Establishments	Construction Materials and Supplies Used		
			Total	Construction Materials and Supplies Purchased	Construction Materials and Supplies Inventories, (Beginning - Ending)
		(1)	(2)	(3)	(4)
	<b>MIMAROPA</b>	<b>27</b>	<b>2,459,406</b>	<b>2,397,989</b>	<b>61,417</b>
F410	Construction of buildings	17	1,005,037	937,444	67,593
F421	Construction of roads and railways	8	1,418,359	1,424,743	-6,384
F422	Construction of utility projects	S	S	S	S
F433	Building completion and finishing	S	S	S	S
	<b>V - Bicol Region</b>	<b>79</b>	<b>13,094,376</b>	<b>12,309,740</b>	<b>784,636</b>
F410	Construction of buildings	26	1,925,518	1,794,813	130,705
F421	Construction of roads and railways	20	6,636,962	6,055,973	580,989
F422	Construction of utility projects	5	881,772	886,809	-5,038
F429	Construction of other civil engineering projects	12	3,649,520	3,571,586	77,934
F432	Electrical, plumbing and other construction installation activities	17	605	558	47
	<b>VI - Western Visayas</b>	<b>101</b>	<b>8,102,302</b>	<b>7,917,766</b>	<b>184,536</b>
F410	Construction of buildings	45	1,823,270	1,865,404	-42,134
F421	Construction of roads and railways	24	5,737,639	5,526,169	211,470
F422	Construction of utility projects	S	S	S	S
F429	Construction of other civil engineering projects	18	469,183	455,518	13,664
F432	Electrical, plumbing and other construction installation activities	8	22,405	22,326	79
F439	Other specialized construction activities	S	S	S	S
	<b>VII - Central Visayas</b>	<b>231</b>	<b>14,875,994</b>	<b>15,227,853</b>	<b>-351,859</b>
F410	Construction of buildings	132	6,782,632	6,925,171	-142,539
F421	Construction of roads and railways	18	5,467,143	5,485,108	-17,965
F422	Construction of utility projects	10	1,790,935	2,025,885	-234,951
F429	Construction of other civil engineering projects	12	106,612	105,481	1,131
F432	Electrical, plumbing and other construction installation activities	38	612,881	571,853	41,028
F433	Building completion and finishing	12	94,688	93,250	1,438
F439	Other specialized construction activities	9	21,103	21,103	-

**Table 5.5** Number of Establishments and Cost of Construction Materials and Supplies Used for Construction Establishments by Region and Industry Group: Philippines, 2018

(Values are in thousand PhP, except number of establishments. Details may not add-up to total due to rounding and/or statistical disclosure control.)

Continued

2009 PSIC Code	Region/Industry Description	Number of Establishments	Construction Materials and Supplies Used		
			Total	Construction Materials and Supplies Purchased	Construction Materials and Supplies Inventories, (Beginning - Ending)
		(1)	(2)	(3)	(4)
	<b>VIII - Eastern Visayas</b>	<b>68</b>	<b>5,383,644</b>	<b>5,536,181</b>	<b>-152,537</b>
F410	Construction of buildings	31	1,454,959	1,536,391	-81,431
F421	Construction of roads and railways	31	3,755,381	3,826,723	-71,342
F422	Construction of utility projects	3	969	969	-
F429	Construction of other civil engineering projects	3	172,335	172,098	237
	<b>IX - Zamboanga Peninsula</b>	<b>67</b>	<b>5,501,368</b>	<b>5,228,398</b>	<b>272,970</b>
F410	Construction of buildings	43	1,679,204	1,587,067	92,137
F421	Construction of roads and railways	5	1,314,442	1,333,606	-19,164
F429	Construction of other civil engineering projects	S	S	S	S
F432	Electrical, plumbing and other construction installation activities	10	2,330,039	2,117,172	212,867
F439	Other specialized construction activities	S	S	S	S
	<b>X - Northern Mindanao</b>	<b>99</b>	<b>7,740,928</b>	<b>7,698,015</b>	<b>42,912</b>
F410	Construction of buildings	34	1,434,191	1,346,041	88,150
F421	Construction of roads and railways	23	5,993,300	6,032,878	-39,578
F422	Construction of utility projects	6	49,717	50,722	-1,006
F429	Construction of other civil engineering projects	10	188,854	188,233	621
F432	Electrical, plumbing and other construction installation activities	18	44,930	45,169	-239
F433	Building completion and finishing	S	S	S	S
F439	Other specialized construction activities	S	S	S	S
	<b>XI - Davao Region</b>	<b>140</b>	<b>13,888,017</b>	<b>13,007,404</b>	<b>880,613</b>
F410	Construction of buildings	53	2,346,765	2,477,551	-130,786
F421	Construction of roads and railways	26	9,165,237	8,222,386	942,851
F422	Construction of utility projects	6	34,822	24,962	9,860
F429	Construction of other civil engineering projects	12	547,820	556,995	-9,175
F432	Electrical, plumbing and other construction installation activities	35	734,685	641,474	93,211
F439	Other specialized construction activities	9	1,058,687	1,084,037	-25,350

**Table 5.5** Number of Establishments and Cost of Construction Materials and Supplies Used for Construction Establishments by Region and Industry Group: Philippines, 2018

(Values are in thousand PhP, except number of establishments. Details may not add-up to total due to rounding and/or statistical disclosure control.)

Concluded

2009 PSIC Code	Region/Industry Description	Number of Establishments	Construction Materials and Supplies Used		
			Total	Construction Materials and Supplies Purchased	Construction Materials and Supplies Inventories, (Beginning - Ending)
		(1)	(2)	(3)	(4)
	<b>XII - SOCCSKSARGEN</b>	<b>48</b>	<b>5,556,058</b>	<b>5,290,615</b>	<b>265,442</b>
F410	Construction of buildings	22	3,974,233	3,710,743	263,490
F421	Construction of roads and railways	14	1,153,781	1,151,196	2,585
F422	Construction of utility projects	S	S	S	S
F429	Construction of other civil engineering projects	3	371,692	372,527	-835
F432	Electrical, plumbing and other construction installation activities	6	10,368	10,735	-367
F439	Other specialized construction activities	S	S	S	S
	<b>XIII - Caraga</b>	<b>31</b>	<b>3,767,735</b>	<b>3,796,859</b>	<b>-29,123</b>
F410	Construction of buildings	S	S	S	S
F421	Construction of roads and railways	18	3,255,306	3,287,287	-31,981
F429	Construction of other civil engineering projects	S	S	S	S
F439	Other specialized construction activities	7	71,049	69,352	1,697
	<b>Autonomous Region in Muslim Mindanao</b>	<b>S</b>	<b>S</b>	<b>S</b>	<b>S</b>
F421	Construction of roads and railways	S	S	S	S

Notes: 1. "-" – zero value

2. S - suppressed

Source: Philippine Statistics Authority, 2018 Census of Philippine Business and Industry



**Table 5.6** Number of Establishments and Industrial Service Done by Others for Construction Establishments by Region and Industry Group: Philippines, 2018*(Values are in thousand PhP, except number of establishments. Details may not add-up to total due to rounding and/or statistical disclosure control.)*

2009 PSIC Code	Region/Industry Description	Number of Establishments	Industrial Service Done by Others		
			Total	Contract and Commission Work Done by Others	Repairs and Maintenance
		(1)	(2)	(3)	(4)
	<b>Philippines</b>	<b>2,487</b>	<b>123,736,833</b>	<b>117,495,896</b>	<b>6,240,937</b>
F410	Construction of buildings	1,115	89,909,892	87,543,721	2,366,171
F421	Construction of roads and railways	374	14,188,741	11,383,575	2,805,166
F422	Construction of utility projects	125	6,643,002	6,393,681	249,321
F429	Construction of other civil engineering projects	163	5,836,963	5,679,341	157,622
F431	Demolition and site preparation	13	395,553	320,104	75,450
F432	Electrical, plumbing and other construction installation activities	467	5,421,555	4,961,058	460,497
F433	Building completion and finishing	96	491,880	428,022	63,858
F439	Other specialized construction activities	134	849,247	786,394	62,853
	<b>National Capital Region</b>	<b>949</b>	<b>111,399,383</b>	<b>108,448,468</b>	<b>2,950,915</b>
F410	Construction of buildings	380	85,831,829	84,397,604	1,434,225
F421	Construction of roads and railways	92	8,507,768	7,690,736	817,032
F422	Construction of utility projects	58	6,138,860	5,967,397	171,463
F429	Construction of other civil engineering projects	61	5,284,940	5,196,833	88,107
F431	Demolition and site preparation	10	394,800	320,104	74,696
F432	Electrical, plumbing and other construction installation activities	234	4,370,341	4,092,599	277,741
F433	Building completion and finishing	63	395,709	349,849	45,860
F439	Other specialized construction activities	50	475,136	433,346	41,790
	<b>Cordillera Administrative Region</b>	<b>41</b>	<b>310,700</b>	<b>120,077</b>	<b>190,623</b>
F410	Construction of buildings	17	98,576	85,044	13,532
F421	Construction of roads and railways	20	211,083	35,033	176,051
F429	Construction of other civil engineering projects	S	S	S	S
F432	Electrical, plumbing and other construction installation activities	S	S	S	S
F439	Other specialized construction activities	S	S	S	S
	<b>I - Ilocos Region</b>	<b>83</b>	<b>240,447</b>	<b>147,587</b>	<b>92,861</b>
F410	Construction of buildings	55	40,318	6,505	33,813

Continued

**Table 5.6** Number of Establishments and Industrial Service Done by Others for Construction Establishments by Region and Industry Group: Philippines, 2018

(Values are in thousand PhP, except number of establishments. Details may not add-up to total due to rounding and/or statistical disclosure control.)

Continued

2009 PSIC Code	Region/Industry Description	Number of Establishments	Industrial Service Done by Others		
			Total	Contract and Commission Work Done by Others	Repairs and Maintenance
		(1)	(2)	(3)	(4)
F421	Construction of roads and railways	14	189,965	132,134	57,831
F422	Construction of utility projects	S	S	S	S
F432	Electrical, plumbing and other construction installation activities	10	9,094	8,948	146
F433	Building completion and finishing	S	S	S	S
F439	Other specialized construction activities	S	S	S	S
<b>II - Cagayan Valley</b>		<b>13</b>	<b>8,977</b>	<b>-</b>	<b>8,977</b>
F410	Construction of buildings	5	213	-	213
F421	Construction of roads and railways	5	7,981	-	7,981
F422	Construction of utility projects	S	S	S	S
F429	Construction of other civil engineering projects	S	S	S	S
F432	Electrical, plumbing and other construction installation activities	S	S	S	S
<b>III - Central Luzon</b>		<b>212</b>	<b>3,630,290</b>	<b>3,339,655</b>	<b>290,635</b>
F410	Construction of buildings	118	1,567,435	1,428,013	139,421
F421	Construction of roads and railways	33	1,998,226	1,881,874	116,352
F422	Construction of utility projects	13	3,664	-	3,664
F429	Construction of other civil engineering projects	12	9,841	8,704	1,137
F431	Demolition and site preparation	3	753	-	753
F432	Electrical, plumbing and other construction installation activities	15	37,140	12,132	25,008
F433	Building completion and finishing	3	7,890	6,683	1,207
F439	Other specialized construction activities	15	5,341	2,249	3,092
<b>IVA - CALABARZON</b>		<b>296</b>	<b>2,062,271</b>	<b>1,702,459</b>	<b>359,812</b>
F410	Construction of buildings	132	837,645	715,680	121,965
F421	Construction of roads and railways	21	149,082	87,916	61,166
F422	Construction of utility projects	18	184,564	143,663	40,901
F429	Construction of other civil engineering projects	11	12,403	5,076	7,326
F432	Electrical, plumbing and other construction installation activities	74	803,354	688,077	115,278
F433	Building completion and finishing	10	62,567	57,157	5,410
F439	Other specialized construction activities	30	12,656	4,890	7,766

**Table 5.6** Number of Establishments and Industrial Service Done by Others for Construction Establishments by Region and Industry Group: Philippines, 2018

(Values are in thousand PhP, except number of establishments. Details may not add-up to total due to rounding and/or statistical disclosure control.)

Continued

2009 PSIC Code	Region/Industry Description	Number of Establishments	Industrial Service Done by Others		
			Total	Contract and Commission Work Done by Others	Repairs and Maintenance
		(1)	(2)	(3)	(4)
	<b>MIMAROPA</b>	<b>27</b>	<b>284,709</b>	<b>240,324</b>	<b>44,386</b>
F410	Construction of buildings	17	7,924	1,320	6,604
F421	Construction of roads and railways	8	47,957	10,185	37,772
F422	Construction of utility projects	S	S	S	S
F433	Building completion and finishing	S	S	S	S
	<b>V - Bicol Region</b>	<b>79</b>	<b>639,422</b>	<b>549,291</b>	<b>90,131</b>
F410	Construction of buildings	26	14,830	5,229	9,601
F421	Construction of roads and railways	20	60,556	16,276	44,280
F422	Construction of utility projects	5	4,871	-	4,871
F429	Construction of other civil engineering projects	12	444,103	412,966	31,137
F432	Electrical, plumbing and other construction installation activities	17	115,062	114,820	243
	<b>VI - Western Visayas</b>	<b>101</b>	<b>487,841</b>	<b>237,227</b>	<b>250,614</b>
F410	Construction of buildings	45	218,994	130,390	88,604
F421	Construction of roads and railways	24	197,858	43,356	154,502
F422	Construction of utility projects	S	S	S	S
F429	Construction of other civil engineering projects	18	23,111	19,849	3,262
F432	Electrical, plumbing and other construction installation activities	8	527	-	527
F439	Other specialized construction activities	S	S	S	S
	<b>VII - Central Visayas</b>	<b>231</b>	<b>2,306,967</b>	<b>1,679,028</b>	<b>627,938</b>
F410	Construction of buildings	132	586,987	295,829	291,158
F421	Construction of roads and railways	18	1,297,553	995,845	301,708
F422	Construction of utility projects	10	16,670	280	16,390
F429	Construction of other civil engineering projects	12	14,905	13,509	1,395
F432	Electrical, plumbing and other construction installation activities	38	24,621	17,677	6,944
F433	Building completion and finishing	12	23,651	13,333	10,319
F439	Other specialized construction activities	9	342,580	342,556	24

**Table 5.6** Number of Establishments and Industrial Service Done by Others for Construction Establishments by Region and Industry Group: Philippines, 2018

(Values are in thousand PhP, except number of establishments. Details may not add-up to total due to rounding and/or statistical disclosure control.)

Continued

2009 PSIC Code	Region/Industry Description	Number of Establishments	Industrial Service Done by Others		
			Total	Contract and Commission Work Done by Others	Repairs and Maintenance
		(1)	(2)	(3)	(4)
	<b>VIII - Eastern Visayas</b>	<b>68</b>	<b>416,608</b>	<b>110,902</b>	<b>305,706</b>
F410	Construction of buildings	31	185,211	104,140	81,072
F421	Construction of roads and railways	31	231,305	6,762	224,543
F422	Construction of utility projects	3	59	-	59
F429	Construction of other civil engineering projects	3	34	-	34
	<b>IX - Zamboanga Peninsula</b>	<b>67</b>	<b>163,249</b>	<b>45,978</b>	<b>117,271</b>
F410	Construction of buildings	43	40,528	25,017	15,511
F421	Construction of roads and railways	5	77,296	9,577	67,719
F429	Construction of other civil engineering projects	S	S	S	S
F432	Electrical, plumbing and other construction installation activities	10	25,142	-	25,142
F439	Other specialized construction activities	S	S	S	S
	<b>X - Northern Mindanao</b>	<b>99</b>	<b>323,412</b>	<b>47,589</b>	<b>275,823</b>
F410	Construction of buildings	34	50,038	29,138	20,900
F421	Construction of roads and railways	23	240,105	4,594	235,511
F422	Construction of utility projects	6	1,768	131	1,637
F429	Construction of other civil engineering projects	10	25,699	11,019	14,679
F432	Electrical, plumbing and other construction installation activities	18	3,720	1,707	2,013
F433	Building completion and finishing	S	S	S	S
F439	Other specialized construction activities	S	S	S	S
	<b>XI – Davao Region</b>	<b>140</b>	<b>937,126</b>	<b>493,618</b>	<b>443,508</b>
F410	Construction of buildings	53	226,358	165,496	60,863
F421	Construction of roads and railways	26	666,116	301,151	364,965
F422	Construction of utility projects	6	7,856	2,863	4,993
F429	Construction of other civil engineering projects	12	1,581	-	1,581
F432	Electrical, plumbing and other construction installation activities	35	30,676	24,109	6,567
F439	Other specialized construction activities	9	4,539	-	4,539

**Table 5.6** Number of Establishments and Industrial Service Done by Others for Construction Establishments by Region and Industry Group: Philippines, 2018

(Values are in thousand PhP, except number of establishments. Details may not add-up to total due to rounding and/or statistical disclosure control.)

Concluded

2009 PSIC Code	Region/Industry Description	Number of Establishments	Industrial Service Done by Others		
			Total	Contract and Commission Work Done by Others	Repairs and Maintenance
		(1)	(2)	(3)	(4)
	<b>XII - SOCCSKSARGEN</b>	<b>48</b>	<b>452,903</b>	<b>329,254</b>	<b>123,649</b>
F410	Construction of buildings	22	192,652	154,317	38,335
F421	Construction of roads and railways	14	247,386	164,466	82,920
F422	Construction of utility projects	S	S	S	S
F429	Construction of other civil engineering projects	3	404	-	404
F432	Electrical, plumbing and other construction installation activities	6	1,294	989	305
F439	Other specialized construction activities	S	S	S	S
	<b>XIII - Caraga</b>	<b>31</b>	<b>69,351</b>	<b>4,437</b>	<b>64,914</b>
F410	Construction of buildings	S	S	S	S
F421	Construction of roads and railways	18	55,328	3,670	51,658
F429	Construction of other civil engineering projects	S	S	S	S
F439	Other specialized construction activities	7	2,921	767	2,155
	<b>Autonomous Region in Muslim Mindanao</b>	<b>S</b>	<b>S</b>	<b>S</b>	<b>S</b>
F421	Construction of roads and railways	S	S	S	S

Notes: 1. “-” – zero value

2. S - suppressed

Source: Philippine Statistics Authority, 2018 Census of Philippine Business and Industry

**Table 5.7** Number of Establishments and Non-industrial Service Done by Others for Construction Establishments by Region and Industry Group: Philippines, 2018*(Values are in thousand PhP, except number of establishments. Details may not add-up to total due to rounding and/or statistical disclosure control.)*

2009 PSIC Code	Region/Industry Description	Number of Establishments	Non-Industrial Service Done by Others		
			Total	Rent expense for Land	Rental Expense for Buildings, Warehouses and Other Structures
		(1)	(2)	(3)	(4)
	<b>Philippines</b>	<b>2,487</b>	<b>24,862,932</b>	<b>443,619</b>	<b>4,021,218</b>
F410	Construction of buildings	1,115	8,565,128	316,426	1,055,132
F421	Construction of roads and railways	374	6,270,206	51,326	941,795
F422	Construction of utility projects	125	2,804,958	46,178	565,895
F429	Construction of other civil engineering projects	163	2,469,540	3,876	359,582
F431	Demolition and site preparation	13	53,275	39	5,503
F432	Electrical, plumbing and other construction installation activities	467	2,967,684	18,880	428,258
F433	Building completion and finishing	96	755,603	94	95,379
F439	Other specialized construction activities	134	976,538	6,800	569,673
	<b>National Capital Region</b>	<b>949</b>	<b>15,753,623</b>	<b>311,866</b>	<b>3,348,044</b>
F410	Construction of buildings	380	6,250,480	241,517	946,353
F421	Construction of roads and railways	92	2,551,819	14,749	735,041
F422	Construction of utility projects	58	744,338	40,248	339,895
F429	Construction of other civil engineering projects	61	2,180,706	2,703	353,728
F431	Demolition and site preparation	10	51,552	-	4,711
F432	Electrical, plumbing and other construction installation activities	234	2,401,887	10,574	333,332
F433	Building completion and finishing	63	715,549	-	77,046
F439	Other specialized construction activities	50	857,293	2,077	557,939
	<b>Cordillera Administrative Region</b>	<b>41</b>	<b>29,017</b>	<b>-</b>	<b>1,722</b>
F410	Construction of buildings	17	4,655	-	1,379
F421	Construction of roads and railways	20	23,522	-	50
F429	Construction of other civil engineering projects	S	S	S	S
F432	Electrical, plumbing and other construction installation activities	S	S	S	S
F439	Other specialized construction activities	S	S	S	S
	<b>I - Ilocos Region</b>	<b>83</b>	<b>67,871</b>	<b>1,509</b>	<b>3,483</b>
F410	Construction of buildings	55	43,384	1,469	729

Continued

**Table 5.7** Number of Establishments and Non-industrial Service Done by Others for Construction Establishments by Region and Industry Group: Philippines, 2018

(Values are in thousand PhP, except number of establishments. Details may not add-up to total due to rounding and/or statistical disclosure control.)

Continued

2009 PSIC Code	Region/Industry Description	Number of Establishments	Non-Industrial Service Done by Others		
			Total	Rent expense for Land	Rental Expense for Buildings, Warehouses and Other Structures
		(1)	(2)	(3)	(4)
F421	Construction of roads and railways	14	16,716	40	-
F422	Construction of utility projects	S	S	S	S
F432	Electrical, plumbing and other construction installation activities	10	1,499	-	178
F433	Building completion and finishing	S	S	S	S
F439	Other specialized construction activities	S	S	S	S
	<b>II - Cagayan Valley</b>	<b>13</b>	<b>21,218</b>	<b>2,793</b>	<b>-</b>
F410	Construction of buildings	5	3,341	-	-
F421	Construction of roads and railways	5	17,550	2,793	-
F422	Construction of utility projects	S	S	S	S
F429	Construction of other civil engineering projects	S	S	S	S
F432	Electrical, plumbing and other construction installation activities	S	S	S	S
	<b>III - Central Luzon</b>	<b>212</b>	<b>501,865</b>	<b>27,586</b>	<b>73,892</b>
F410	Construction of buildings	118	205,625	16,144	17,495
F421	Construction of roads and railways	33	208,900	3,314	37,299
F422	Construction of utility projects	13	37,536	5,238	4,685
F429	Construction of other civil engineering projects	12	1,482	228	467
F431	Demolition and site preparation	3	1,724	39	792
F432	Electrical, plumbing and other construction installation activities	15	31,565	2,596	11,587
F433	Building completion and finishing	3	11,198	-	120
F439	Other specialized construction activities	15	3,835	27	1,449
	<b>IVA - CALABARZON</b>	<b>296</b>	<b>1,561,914</b>	<b>60,795</b>	<b>310,330</b>
F410	Construction of buildings	132	265,321	49,274	24,441
F421	Construction of roads and railways	21	118,388	875	12,473
F422	Construction of utility projects	18	450,927	483	184,854
F429	Construction of other civil engineering projects	11	133,799	-	824
F432	Electrical, plumbing and other construction installation activities	74	482,283	5,661	69,613
F433	Building completion and finishing	10	19,010	-	14,372
F439	Other specialized construction activities	30	92,186	4,503	3,753

**Table 5.7** Number of Establishments and Non-industrial Service Done by Others for Construction Establishments by Region and Industry Group: Philippines, 2018

(Values are in thousand PhP, except number of establishments. Details may not add-up to total due to rounding and/or statistical disclosure control.)

Continued

2009 PSIC Code	Region/Industry Description	Number of Establishments	Non-Industrial Service Done by Others		
			Total	Rent expense for Land	Rental Expense for Buildings, Warehouses and Other Structures
		(1)	(2)	(3)	(4)
	<b>MIMAROPA</b>	<b>27</b>	<b>12,911</b>	<b>-</b>	<b>843</b>
F410	Construction of buildings	17	4,727	-	100
F421	Construction of roads and railways	8	5,523	-	-
F422	Construction of utility projects	S	S	S	S
F433	Building completion and finishing	S	S	S	S
	<b>V - Bicol Region</b>	<b>79</b>	<b>136,092</b>	<b>330</b>	<b>6,197</b>
F410	Construction of buildings	26	11,201	280	3,026
F421	Construction of roads and railways	20	24,772	-	886
F422	Construction of utility projects	5	31,301	-	-
F429	Construction of other civil engineering projects	12	67,601	-	1,289
F432	Electrical, plumbing and other construction installation activities	17	1,217	50	995
	<b>VI - Western Visayas</b>	<b>101</b>	<b>278,582</b>	<b>18</b>	<b>114,557</b>
F410	Construction of buildings	45	15,819	-	3,189
F421	Construction of roads and railways	24	214,510	18	110,287
F422	Construction of utility projects	S	S	S	S
F429	Construction of other civil engineering projects	18	9,527	-	653
F432	Electrical, plumbing and other construction installation activities	8	823	-	192
F439	Other specialized construction activities	S	S	S	S
	<b>VII - Central Visayas</b>	<b>231</b>	<b>1,960,765</b>	<b>11,926</b>	<b>82,028</b>
F410	Construction of buildings	132	221,538	2,072	33,898
F421	Construction of roads and railways	18	202,972	8,800	5,835
F422	Construction of utility projects	10	1,484,255	144	32,316
F429	Construction of other civil engineering projects	12	20,202	910	147
F432	Electrical, plumbing and other construction installation activities	38	13,045	-	5,260
F433	Building completion and finishing	12	9,297	-	3,726
F439	Other specialized construction activities	9	9,456	-	846



**Table 5.7** Number of Establishments and Non-industrial Service Done by Others for Construction Establishments by Region and Industry Group: Philippines, 2018

(Values are in thousand PhP, except number of establishments. Details may not add-up to total due to rounding and/or statistical disclosure control.)

Continued

2009 PSIC Code	Region/Industry Description	Number of Establishments	Non-Industrial Service Done by Others		
			Total	Rent expense for Land	Rental Expense for Buildings, Warehouses and Other Structures
		(1)	(2)	(3)	(4)
	<b>VIII - Eastern Visayas</b>	<b>68</b>	<b>221,540</b>	<b>10</b>	<b>635</b>
F410	Construction of buildings	31	46,969	10	77
F421	Construction of roads and railways	31	174,188	-	558
F422	Construction of utility projects	3	-	-	-
F429	Construction of other civil engineering projects	3	383	-	-
	<b>IX - Zamboanga Peninsula</b>	<b>67</b>	<b>23,631</b>	<b>56</b>	<b>1,027</b>
F410	Construction of buildings	43	18,624	20	-
F421	Construction of roads and railways	5	1,661	-	-
F429	Construction of other civil engineering projects	S	S	S	S
F432	Electrical, plumbing and other construction installation activities	10	220	-	-
F439	Other specialized construction activities	S	S	S	S
	<b>X - Northern Mindanao</b>	<b>99</b>	<b>803,447</b>	<b>9,955</b>	<b>5,530</b>
F410	Construction of buildings	34	17,544	1,405	1,158
F421	Construction of roads and railways	23	757,898	8,306	1,854
F422	Construction of utility projects	6	1,267	65	424
F429	Construction of other civil engineering projects	10	22,334	-	494
F432	Electrical, plumbing and other construction installation activities	18	3,638	-	1,295
F433	Building completion and finishing	S	S	S	S
F439	Other specialized construction activities	S	S	S	S
	<b>XI - Davao Region</b>	<b>140</b>	<b>1,186,810</b>	<b>13,019</b>	<b>65,858</b>
F410	Construction of buildings	53	142,461	2,200	22,775
F421	Construction of roads and railways	26	975,617	10,819	31,778
F422	Construction of utility projects	6	10,052	-	516
F429	Construction of other civil engineering projects	12	18,205	-	953
F432	Electrical, plumbing and other construction installation activities	35	29,602	-	4,890
F439	Other specialized construction activities	9	10,872	-	4,945

**Table 5.7** Number of Establishments and Non-industrial Service Done by Others for Construction Establishments by Region and Industry Group: Philippines, 2018

(Values are in thousand PhP, except number of establishments. Details may not add-up to total due to rounding and/or statistical disclosure control.)

Continued

2009 PSIC Code	Region/Industry Description	Number of Establishments	Non-Industrial Service Done by Others		
			Total	Rent expense for Land	Rental Expense for Buildings, Warehouses and Other Structures
		(1)	(2)	(3)	(4)
	<b>XII - SOCCSKSARGEN</b>	<b>48</b>	<b>1,345,147</b>	<b>2,033</b>	<b>1,609</b>
F410	Construction of buildings	22	1,308,830	563	512
F421	Construction of roads and railways	14	27,622	1,471	473
F422	Construction of utility projects	S	S	S	S
F429	Construction of other civil engineering projects	3	7,422	-	-
F432	Electrical, plumbing and other construction installation activities	6	1,153	-	625
F439	Other specialized construction activities	S	S	S	S
	<b>XIII - Caraga</b>	<b>31</b>	<b>957,363</b>	<b>1,698</b>	<b>5,377</b>
F410	Construction of buildings	S	S	S	S
F421	Construction of roads and railways	18	947,412	117	5,176
F429	Construction of other civil engineering projects	S	S	S	S
F439	Other specialized construction activities	7	552	108	201
	<b>Autonomous Region in Muslim Mindanao</b>	<b>S</b>	<b>S</b>	<b>S</b>	<b>S</b>
F421	Construction of roads and railways	S	S	S	S

**Table 5.7** Number of Establishments and Non-industrial Service Done by Others for Construction Establishments by Region and Industry Group: Philippines, 2018

(Values are in thousand PhP, except number of establishments. Details may not add-up to total due to rounding and/or statistical disclosure control.)

Continued

2009 PSIC Code	Region/Industry Description	Non-Industrial Service Done by Others			
		Rental Expense for Machinery, Transport and Construction Equipment	Rental Expense for Office Equipment	Other Rental expense	Communication Expense
		(5)	(6)	(7)	(8)
	<b>Philippines</b>	<b>6,764,039</b>	<b>106,560</b>	<b>262,174</b>	<b>667,242</b>
F410	Construction of buildings	3,151,615	24,443	54,543	252,374
F421	Construction of roads and railways	2,633,278	15,318	139,583	208,899
F422	Construction of utility projects	561,266	53,187	9,935	32,776
F429	Construction of other civil engineering projects	188,681	1,133	51,507	23,706
F431	Demolition and site preparation	380	-	-	7,559
F432	Electrical, plumbing and other construction installation activities	153,082	11,242	5,400	106,730
F433	Building completion and finishing	4,460	454	1,146	20,349
F439	Other specialized construction activities	71,279	783	60	14,851
	<b>National Capital Region</b>	<b>3,469,689</b>	<b>68,465</b>	<b>155,605</b>	<b>418,821</b>
F410	Construction of buildings	2,929,077	9,369	29,037	170,981
F421	Construction of roads and railways	276,237	1,807	115,127	89,048
F422	Construction of utility projects	77,562	44,975	5,825	23,682
F429	Construction of other civil engineering projects	25,003	914	-	15,625
F431	Demolition and site preparation	-	-	-	7,538
F432	Electrical, plumbing and other construction installation activities	123,814	10,770	4,470	83,790
F433	Building completion and finishing	2,526	454	1,146	17,090
F439	Other specialized construction activities	35,470	176	-	11,065
	<b>Cordillera Administrative Region</b>	<b>-</b>	<b>13</b>	<b>-</b>	<b>4,011</b>
F410	Construction of buildings	-	-	-	1,264
F421	Construction of roads and railways	-	-	-	2,624
F429	Construction of other civil engineering projects	S	S	S	S
F432	Electrical, plumbing and other construction installation activities	S	S	S	S
F439	Other specialized construction activities	S	S	S	S
	<b>I - Ilocos Region</b>	<b>915</b>	<b>199</b>	<b>-</b>	<b>4,392</b>
F410	Construction of buildings	47	139	-	1,842
F421	Construction of roads and railways	351	-	-	858

**Table 5.7** Number of Establishments and Non-industrial Service Done by Others for Construction Establishments by Region and Industry Group: Philippines, 2018

(Values are in thousand PhP, except number of establishments. Details may not add-up to total due to rounding and/or statistical disclosure control.)

Continued

2009 PSIC Code	Region/Industry Description	Non-Industrial Service Done by Others			
		Rental Expense for Machinery, Transport and Construction Equipment	Rental Expense for Office Equipment	Other Rental expense	Communication Expense
		(5)	(6)	(7)	(8)
F422	Construction of utility projects	S	S	S	S
F432	Electrical, plumbing and other construction installation activities	-	-	-	-
F433	Building completion and finishing	S	S	S	S
F439	Other specialized construction activities	S	S	S	S
	<b>II - Cagayan Valley</b>	-	-	-	<b>3,019</b>
F410	Construction of buildings	-	-	-	2,161
F421	Construction of roads and railways	-	-	-	772
F422	Construction of utility projects	S	S	S	S
F429	Construction of other civil engineering projects	S	S	S	S
F432	Electrical, plumbing and other construction installation activities	S	S	S	S
	<b>III - Central Luzon</b>	<b>53,096</b>	<b>18,608</b>	<b>22,022</b>	<b>22,811</b>
F410	Construction of buildings	7,313	11,018	15,147	10,457
F421	Construction of roads and railways	40,809	-	2,705	7,311
F422	Construction of utility projects	1,048	7,589	4,110	900
F429	Construction of other civil engineering projects	-	-	-	437
F431	Demolition and site preparation	380	-	-	20
F432	Electrical, plumbing and other construction installation activities	2,930	-	-	2,439
F433	Building completion and finishing	-	-	-	625
F439	Other specialized construction activities	617	-	60	623
	<b>IVA - CALABARZON</b>	<b>361,731</b>	<b>5,162</b>	<b>487</b>	<b>49,133</b>
F410	Construction of buildings	48,951	3,834	-	21,199
F421	Construction of roads and railways	25,198	-	-	8,139
F422	Construction of utility projects	108,017	322	-	1,742
F429	Construction of other civil engineering projects	128,011	-	-	1,914
F432	Electrical, plumbing and other construction installation activities	24,715	458	487	14,195
F433	Building completion and finishing	-	-	-	688
F439	Other specialized construction activities	26,840	547	-	1,256

**Table 5.7** Number of Establishments and Non-industrial Service Done by Others for Construction Establishments by Region and Industry Group: Philippines, 2018

(Values are in thousand PhP, except number of establishments. Details may not add-up to total due to rounding and/or statistical disclosure control.)

Continued

2009 PSIC Code	Region/Industry Description	Non-Industrial Service Done by Others			
		Rental Expense for Machinery, Transport and Construction Equipment	Rental Expense for Office Equipment	Other Rental expense	Communication Expense
		(5)	(6)	(7)	(8)
	<b>MIMAROPA</b>	<b>1,836</b>	<b>-</b>	<b>-</b>	<b>912</b>
F410	Construction of buildings	246	-	-	353
F421	Construction of roads and railways	-	-	-	491
F422	Construction of utility projects	S	S	S	S
F433	Building completion and finishing	S	S	S	S
	<b>V - Bicol Region</b>	<b>12,119</b>	<b>519</b>	<b>51,507</b>	<b>3,360</b>
F410	Construction of buildings	474	-	-	276
F421	Construction of roads and railways	514	-	-	2,329
F422	Construction of utility projects	7,388	301	-	391
F429	Construction of other civil engineering projects	3,743	218	51,507	347
F432	Electrical, plumbing and other construction installation activities	-	-	-	17
	<b>VI - Western Visayas</b>	<b>15,579</b>	<b>1,610</b>	<b>157</b>	<b>14,445</b>
F410	Construction of buildings	-	-	-	3,274
F421	Construction of roads and railways	15,303	1,610	157	9,670
F422	Construction of utility projects	S	S	S	S
F429	Construction of other civil engineering projects	153	-	-	839
F432	Electrical, plumbing and other construction installation activities	63	-	-	559
F439	Other specialized construction activities	S	S	S	S
	<b>VII - Central Visayas</b>	<b>533,457</b>	<b>672</b>	<b>828</b>	<b>41,540</b>
F410	Construction of buildings	103,905	80	828	26,198
F421	Construction of roads and railways	37,635	592	-	5,403
F422	Construction of utility projects	365,588	-	-	3,725
F429	Construction of other civil engineering projects	17,427	-	-	1,035
F432	Electrical, plumbing and other construction installation activities	604	-	-	3,012
F433	Building completion and finishing	1,934	-	-	1,882
F439	Other specialized construction activities	6,363	-	-	286

**Table 5.7** Number of Establishments and Non-industrial Service Done by Others for Construction Establishments by Region and Industry Group: Philippines, 2018*(Values are in thousand PhP, except number of establishments. Details may not add-up to total due to rounding and/or statistical disclosure control.)**Continued*

Continued

2009 PSIC Code	Region/Industry Description	Non-Industrial Service Done by Others			
		Rental Expense for Machinery, Transport and Construction Equipment	Rental Expense for Office Equipment	Other Rental expense	Communication Expense
		(5)	(6)	(7)	(8)
	VIII - Eastern Visayas	21,441	6	-	47,729
F410	Construction of buildings	362	-	-	3,044
F421	Construction of roads and railways	21,080	6	-	44,602
F422	Construction of utility projects	-	-	-	-
F429	Construction of other civil engineering projects	-	-	-	83
	IX - Zamboanga Peninsula	1,769	-	4	2,359
F410	Construction of buildings	1,714	-	-	1,421
F421	Construction of roads and railways	56	-	4	181
F429	Construction of other civil engineering projects	S	S	S	S
F432	Electrical, plumbing and other construction installation activities	-	-	-	110
F439	Other specialized construction activities	S	S	S	S
	X - Northern Mindanao	612,838	-	21,591	14,640
F410	Construction of buildings	4,942	-	-	1,390
F421	Construction of roads and railways	607,768	-	21,591	10,630
F422	Construction of utility projects	55	-	-	150
F429	Construction of other civil engineering projects	-	-	-	1,734
F432	Electrical, plumbing and other construction installation activities	72	-	-	676
F433	Building completion and finishing	S	S	S	S
F439	Other specialized construction activities	S	S	S	S
	XI - Davao Region	847,913	1,000	9,974	27,630
F410	Construction of buildings	54,252	-	9,531	6,754
F421	Construction of roads and railways	777,005	1,000	-	17,074
F422	Construction of utility projects	-	-	-	360
F429	Construction of other civil engineering projects	14,344	-	-	491
F432	Electrical, plumbing and other construction installation activities	884	-	443	1,565
F439	Other specialized construction activities	1,429	-	-	1,386

**Table 5.7** Number of Establishments and Non-industrial Service Done by Others for Construction Establishments by Region and Industry Group: Philippines, 2018

(Values are in thousand PhP, except number of establishments. Details may not add-up to total due to rounding and/or statistical disclosure control.)

Continued

2009 PSIC Code	Region/Industry Description	Non-Industrial Service Done by Others			
		Rental Expense for Machinery, Transport and Construction Equipment	Rental Expense for Office Equipment	Other Rental expense	Communication Expense
		(5)	(6)	(7)	(8)
	<b>XII - SOCCSKSARGEN</b>	<b>8,231</b>	<b>1,902</b>	<b>-</b>	<b>4,707</b>
F410	Construction of buildings	334	3	-	1,304
F421	Construction of roads and railways	7,897	1,899	-	2,675
F422	Construction of utility projects	S	S	S	S
F429	Construction of other civil engineering projects	-	-	-	387
F432	Electrical, plumbing and other construction installation activities	-	-	-	288
F439	Other specialized construction activities	S	S	S	S
	<b>XIII - Caraga</b>	<b>823,232</b>	<b>8,196</b>	<b>-</b>	<b>7,688</b>
F410	Construction of buildings	S	S	S	S
F421	Construction of roads and railways	823,232	8,196	-	7,046
F429	Construction of other civil engineering projects	S	S	S	S
F439	Other specialized construction activities	-	-	-	95
	<b>Autonomous Region in Muslim Mindanao</b>	<b>S</b>	<b>S</b>	<b>S</b>	<b>S</b>
F421	Construction of roads and railways	S	S	S	S

**Table 5.7** Number of Establishments and Non-industrial Service Done by Others for Construction Establishments by Region and Industry Group: Philippines, 2018*(Values are in thousand PhP, except number of establishments. Details may not add-up to total due to rounding and/or statistical disclosure control.)**Continued*

2009 PSIC Code	Region/Industry Description	Non-Industrial Service Done by Others		
		Insurance Expense	Transport Service Expense	Other Non-industrial Service Done by Others
		(9)	(10)	(11)
	<b>Philippines</b>	<b>1,487,394</b>	<b>752,136</b>	<b>10,358,551</b>
F410	Construction of buildings	496,472	293,151	2,920,972
F421	Construction of roads and railways	593,757	199,185	1,487,065
F422	Construction of utility projects	79,343	24,611	1,431,768
F429	Construction of other civil engineering projects	46,312	27,887	1,766,855
F431	Demolition and site preparation	23,616	5,880	10,299
F432	Electrical, plumbing and other construction installation activities	176,357	123,535	1,944,199
F433	Building completion and finishing	24,355	23,147	586,218
F439	Other specialized construction activities	47,181	54,737	211,175
	<b>National Capital Region</b>	<b>726,308</b>	<b>388,321</b>	<b>6,866,504</b>
F410	Construction of buildings	270,495	165,193	1,488,458
F421	Construction of roads and railways	180,114	48,675	1,091,021
F422	Construction of utility projects	37,755	10,446	163,952
F429	Construction of other civil engineering projects	19,080	14,878	1,748,775
F431	Demolition and site preparation	23,144	5,880	10,278
F432	Electrical, plumbing and other construction installation activities	135,922	71,698	1,627,517
F433	Building completion and finishing	19,177	19,535	578,573
F439	Other specialized construction activities	40,620	52,016	157,930
	<b>Cordillera Administrative Region</b>	<b>12,262</b>	<b>3,042</b>	<b>7,967</b>
F410	Construction of buildings	756	833	423
F421	Construction of roads and railways	11,138	2,208	7,501
F429	Construction of other civil engineering projects	S	S	S
F432	Electrical, plumbing and other construction installation activities	S	S	S
F439	Other specialized construction activities	S	S	S
	<b>I - Ilocos Region</b>	<b>45,048</b>	<b>5,649</b>	<b>6,676</b>
F410	Construction of buildings	34,929	3,160	1,069
F421	Construction of roads and railways	10,021	1,160	4,287



**Table 5.7** Number of Establishments and Non-industrial Service Done by Others for Construction Establishments by Region and Industry Group: Philippines, 2018

(Values are in thousand PhP, except number of establishments. Details may not add-up to total due to rounding and/or statistical disclosure control.)

Continued

2009 PSIC Code	Region/Industry Description	Non-Industrial Service Done by Others		
		Insurance Expense	Transport Service Expense	Other Non-industrial Service Done by Others
		(9)	(10)	(11)
F422	Construction of utility projects	S	S	S
F432	Electrical, plumbing and other construction installation activities	-	-	1,321
F433	Building completion and finishing	S	S	S
F439	Other specialized construction activities	S	S	S
	<b>II - Cagayan Valley</b>	<b>1,951</b>	<b>13,098</b>	<b>357</b>
F410	Construction of buildings	492	331	357
F421	Construction of roads and railways	1,313	12,672	-
F422	Construction of utility projects	S	S	S
F429	Construction of other civil engineering projects	S	S	S
F432	Electrical, plumbing and other construction installation activities	S	S	S
	<b>III - Central Luzon</b>	<b>78,482</b>	<b>63,198</b>	<b>142,169</b>
F410	Construction of buildings	34,401	42,257	51,393
F421	Construction of roads and railways	31,294	14,029	72,139
F422	Construction of utility projects	1,375	5,454	7,138
F429	Construction of other civil engineering projects	183	83	85
F431	Demolition and site preparation	471	-	21
F432	Electrical, plumbing and other construction installation activities	7,272	91	4,650
F433	Building completion and finishing	2,951	819	6,683
F439	Other specialized construction activities	535	465	60
	<b>IVA - CALABARZON</b>	<b>108,459</b>	<b>89,114</b>	<b>576,703</b>
F410	Construction of buildings	43,953	20,817	52,851
F421	Construction of roads and railways	20,680	15,451	35,573
F422	Construction of utility projects	13,745	1,861	139,903
F429	Construction of other civil engineering projects	1,927	1,001	122
F432	Electrical, plumbing and other construction installation activities	25,231	46,576	295,347
F433	Building completion and finishing	1,247	2,703	-
F439	Other specialized construction activities	1,676	705	52,907

**Table 5.7** Number of Establishments and Non-industrial Service Done by Others for Construction Establishments by Region and Industry Group: Philippines, 2018

(Values are in thousand PhP, except number of establishments. Details may not add-up to total due to rounding and/or statistical disclosure control.)

Continued

2009 PSIC Code	Region/Industry Description	Non-Industrial Service Done by Others		
		Insurance Expense	Transport Service Expense	Other Non-industrial Service Done by Others
		(9)	(10)	(11)
	<b>MIMAROPA</b>	<b>1,707</b>	<b>6,810</b>	<b>803</b>
F410	Construction of buildings	32	3,194	803
F421	Construction of roads and railways	1,541	3,491	-
F422	Construction of utility projects	S	S	S
F433	Building completion and finishing	S	S	S
	<b>V - Bicol Region</b>	<b>39,247</b>	<b>16,845</b>	<b>5,968</b>
F410	Construction of buildings	633	652	5,860
F421	Construction of roads and railways	9,362	11,681	-
F422	Construction of utility projects	18,871	4,350	-
F429	Construction of other civil engineering projects	10,381	7	108
F432	Electrical, plumbing and other construction installation activities	-	155	-
	<b>VI - Western Visayas</b>	<b>68,191</b>	<b>8,243</b>	<b>55,783</b>
F410	Construction of buildings	5,255	456	3,645
F421	Construction of roads and railways	61,465	7,334	8,666
F422	Construction of utility projects	S	S	S
F429	Construction of other civil engineering projects	912	307	6,664
F432	Electrical, plumbing and other construction installation activities	-	8	-
F439	Other specialized construction activities	S	S	S
	<b>VII - Central Visayas</b>	<b>97,746</b>	<b>52,353</b>	<b>1,140,214</b>
F410	Construction of buildings	31,361	19,640	3,556
F421	Construction of roads and railways	53,573	31,328	59,806
F422	Construction of utility projects	6,458	34	1,075,989
F429	Construction of other civil engineering projects	435	248	-
F432	Electrical, plumbing and other construction installation activities	3,963	208	-
F433	Building completion and finishing	857	36	863
F439	Other specialized construction activities	1,100	860	-

**Table 5.7** Number of Establishments and Non-industrial Service Done by Others for Construction Establishments by Region and Industry Group: Philippines, 2018

(Values are in thousand PhP, except number of establishments. Details may not add-up to total due to rounding and/or statistical disclosure control.)

Continued

2009 PSIC Code	Region/Industry Description	Non-Industrial Service Done by Others		
		Insurance Expense	Transport Service Expense	Other Non-industrial Service Done by Others
		(9)	(10)	(11)
	<b>VIII - Eastern Visayas</b>	<b>46,642</b>	<b>14,770</b>	<b>90,307</b>
F410	Construction of buildings	29,314	12,988	1,174
F421	Construction of roads and railways	17,028	1,782	89,133
F422	Construction of utility projects	-	-	-
F429	Construction of other civil engineering projects	300	-	-
	<b>IX - Zamboanga Peninsula</b>	<b>9,890</b>	<b>8,522</b>	<b>4</b>
F410	Construction of buildings	7,810	7,660	-
F421	Construction of roads and railways	922	494	4
F429	Construction of other civil engineering projects	S	S	S
F432	Electrical, plumbing and other construction installation activities	-	110	-
F439	Other specialized construction activities	S	S	S
	<b>X - Northern Mindanao</b>	<b>88,656</b>	<b>39,534</b>	<b>10,704</b>
F410	Construction of buildings	2,701	4,332	1,616
F421	Construction of roads and railways	75,691	23,070	8,988
F422	Construction of utility projects	148	424	-
F429	Construction of other civil engineering projects	9,918	10,188	-
F432	Electrical, plumbing and other construction installation activities	75	1,520	-
F433	Building completion and finishing	S	S	S
F439	Other specialized construction activities	S	S	S
	<b>XI - Davao Region</b>	<b>81,839</b>	<b>29,855</b>	<b>109,721</b>
F410	Construction of buildings	19,875	10,387	16,687
F421	Construction of roads and railways	54,075	14,408	69,458
F422	Construction of utility projects	653	547	7,977
F429	Construction of other civil engineering projects	1,337	1,080	-
F432	Electrical, plumbing and other construction installation activities	3,287	3,169	15,364
F439	Other specialized construction activities	2,612	264	235

**Table 5.7** Number of Establishments and Non-industrial Service Done by Others for Construction Establishments by Region and Industry Group: Philippines, 2018

(Values are in thousand PhP, except number of establishments. Details may not add-up to total due to rounding and/or statistical disclosure control.)

Concluded

2009 PSIC Code	Region/Industry Description	Non-Industrial Service Done by Others		
		Insurance Expense	Transport Service Expense	Other Non-industrial Service Done by Others
		(9)	(10)	(11)
	<b>XII - SOCCSKSARGEN</b>	<b>20,131</b>	<b>3,656</b>	<b>1,302,876</b>
F410	Construction of buildings	13,033	-	1,293,080
F421	Construction of roads and railways	6,370	3,560	3,277
F422	Construction of utility projects	S	S	S
F429	Construction of other civil engineering projects	421	96	6,518
F432	Electrical, plumbing and other construction installation activities	240	-	-
F439	Other specialized construction activities	S	S	S
	<b>XIII - Caraga</b>	<b>60,254</b>	<b>9,125</b>	<b>41,793</b>
F410	Construction of buildings	S	S	S
F421	Construction of roads and railways	58,592	7,843	37,211
F429	Construction of other civil engineering projects	S	S	S
F439	Other specialized construction activities	117	31	-
	<b>Autonomous Region in Muslim Mindanao</b>	<b>S</b>	<b>S</b>	<b>S</b>
F421	Construction of roads and railways	S	S	S

Notes: 1. “-” – zero value

2. S - suppressed

Source: Philippine Statistics Authority, 2018 Census of Philippine Business and Industry

**Table 5.8** Number of Establishments and Other Expense by Type for Construction Establishments by Region and Industry Group: Philippines, 2018*(Values are in thousand PhP, except number of establishments. Details may not add-up to total due to rounding and/or statistical disclosure control.)*

2009 PSIC Code	Region/Industry Description	Number of Establishments	Other Expense by Type		
			Total	Foreign Exchange Losses	Charitable Donations and Grants
		(1)	(2)	(3)	(4)
	<b>Philippines</b>	<b>2,487</b>	<b>5,070,604</b>	<b>348,347</b>	<b>136,236</b>
F410	Construction of buildings	1,115	1,829,974	55,913	21,456
F421	Construction of roads and railways	374	2,175,873	115,673	66,583
F422	Construction of utility projects	125	270,109	42,888	4,615
F429	Construction of other civil engineering projects	163	243,847	101,347	16,558
F431	Demolition and site preparation	13	16,539	-	199
F432	Electrical, plumbing and other construction installation activities	467	440,977	30,649	18,314
F433	Building completion and finishing	96	58,567	1,723	7,140
F439	Other specialized construction activities	134	34,719	153	1,371
	<b>National Capital Region</b>	<b>949</b>	<b>3,849,792</b>	<b>329,366</b>	<b>72,955</b>
F410	Construction of buildings	380	1,514,626	55,186	13,510
F421	Construction of roads and railways	92	1,497,605	113,778	43,365
F422	Construction of utility projects	58	204,080	30,031	925
F429	Construction of other civil engineering projects	61	185,782	100,127	1,880
F431	Demolition and site preparation	10	16,411	-	71
F432	Electrical, plumbing and other construction installation activities	234	359,349	30,087	6,592
F433	Building completion and finishing	63	42,926	4	5,753
F439	Other specialized construction activities	50	29,011	153	858
	<b>Cordillera Administrative Region</b>	<b>41</b>	<b>13,753</b>	<b>-</b>	<b>879</b>
F410	Construction of buildings	17	2,255	-	94
F421	Construction of roads and railways	20	11,498	-	786
F429	Construction of other civil engineering projects	S	S	S	S
F432	Electrical, plumbing and other construction installation activities	S	S	S	S
F439	Other specialized construction activities	S	S	S	S
	<b>I - Ilocos Region</b>	<b>83</b>	<b>63,259</b>	<b>6,877</b>	<b>236</b>
F410	Construction of buildings	55	19,007	92	-

Continued

**Table 5.8** Number of Establishments and Other Expense by Type for Construction Establishments by Region and Industry Group: Philippines, 2018

(Values are in thousand PhP, except number of establishments. Details may not add-up to total due to rounding and/or statistical disclosure control.)

Continued

2009 PSIC Code	Region/Industry Description	Number of Establishments	Other Expense by Type		
			Total	Foreign Exchange Losses	Charitable Donations and Grants
		(1)	(2)	(3)	(4)
F421	Construction of roads and railways	14	34,563	-	236
F422	Construction of utility projects	S	S	S	S
F432	Electrical, plumbing and other construction installation activities	10	1,432	-	-
F433	Building completion and finishing	S	S	S	S
F439	Other specialized construction activities	S	S	S	S
	<b>II - Cagayan Valley</b>	<b>13</b>	<b>9,675</b>	<b>-</b>	<b>1,989</b>
F410	Construction of buildings	5	216	-	-
F421	Construction of roads and railways	5	9,073	-	1,989
F422	Construction of utility projects	S	S	S	S
F429	Construction of other civil engineering projects	S	S	S	S
F432	Electrical, plumbing and other construction installation activities	S	S	S	S
	<b>III - Central Luzon</b>	<b>212</b>	<b>236,145</b>	<b>644</b>	<b>4,142</b>
F410	Construction of buildings	118	35,116	247	204
F421	Construction of roads and railways	33	172,134	-	3,516
F422	Construction of utility projects	13	9,587	397	-
F429	Construction of other civil engineering projects	12	1,013	-	46
F431	Demolition and site preparation	3	128	-	128
F432	Electrical, plumbing and other construction installation activities	15	10,072	-	33
F433	Building completion and finishing	3	7,250	-	-
F439	Other specialized construction activities	15	845	-	216
	<b>IVA - CALABARZON</b>	<b>296</b>	<b>125,133</b>	<b>8,345</b>	<b>18,981</b>
F410	Construction of buildings	132	17,889	389	2,979
F421	Construction of roads and railways	21	18,361	-	2,749
F422	Construction of utility projects	18	10,245	5,674	161
F429	Construction of other civil engineering projects	11	715	-	37
F432	Electrical, plumbing and other construction installation activities	74	67,180	562	11,458
F433	Building completion and finishing	10	7,944	1,720	1,387
F439	Other specialized construction activities	30	2,800	-	210

**Table 5.8** Number of Establishments and Other Expense by Type for Construction Establishments by Region and Industry Group: Philippines, 2018

(Values are in thousand PhP, except number of establishments. Details may not add-up to total due to rounding and/or statistical disclosure control.)

Continued

2009 PSIC Code	Region/Industry Description	Number of Establishments	Other Expense by Type		
			Total	Foreign Exchange Losses	Charitable Donations and Grants
		(1)	(2)	(3)	(4)
	<b>MIMAROPA</b>	<b>27</b>	<b>58,666</b>	<b>-</b>	<b>490</b>
F410	Construction of buildings	17	55,459	-	-
F421	Construction of roads and railways	8	2,684	-	475
F422	Construction of utility projects	S	S	S	S
F433	Building completion and finishing	S	S	S	S
	<b>V - Bicol Region</b>	<b>79</b>	<b>154,385</b>	<b>931</b>	<b>13,510</b>
F410	Construction of buildings	26	13,635	-	120
F421	Construction of roads and railways	20	80,555	-	122
F422	Construction of utility projects	5	17,054	-	-
F429	Construction of other civil engineering projects	12	43,141	931	13,268
F432	Electrical, plumbing and other construction installation activities	17	-	-	-
	<b>VI - Western Visayas</b>	<b>101</b>	<b>187,601</b>	<b>-</b>	<b>1,974</b>
F410	Construction of buildings	45	5,870	-	1,273
F421	Construction of roads and railways	24	169,286	-	701
F422	Construction of utility projects	S	S	S	S
F429	Construction of other civil engineering projects	18	1,280	-	-
F432	Electrical, plumbing and other construction installation activities	8	5	-	-
F439	Other specialized construction activities	S	S	S	S
	<b>VII - Central Visayas</b>	<b>231</b>	<b>162,179</b>	<b>288</b>	<b>10,369</b>
F410	Construction of buildings	132	123,709	-	1,810
F421	Construction of roads and railways	18	31,572	-	5,327
F422	Construction of utility projects	10	5,330	-	3,219
F429	Construction of other civil engineering projects	12	353	288	-
F432	Electrical, plumbing and other construction installation activities	38	797	-	13
F433	Building completion and finishing	12	418	-	-
F439	Other specialized construction activities	9	-	-	-

**Table 5.8** Number of Establishments and Other Expense by Type for Construction Establishments by Region and Industry Group: Philippines, 2018*(Values are in thousand PhP, except number of establishments. Details may not add-up to total due to rounding and/or statistical disclosure control.)**Continued*

2009 PSIC Code	Region/Industry Description	Number of Establishments	Other Expense by Type		
			Total	Foreign Exchange Losses	Charitable Donations and Grants
		(1)	(2)	(3)	(4)
	<b>VIII - Eastern Visayas</b>	<b>68</b>	<b>56,950</b>	<b>-</b>	<b>2,029</b>
F410	Construction of buildings	31	8,054	-	50
F421	Construction of roads and railways	31	48,453	-	1,979
F422	Construction of utility projects	3	28	-	-
F429	Construction of other civil engineering projects	3	415	-	-
	<b>IX - Zamboanga Peninsula</b>	<b>67</b>	<b>4,072</b>	<b>-</b>	<b>1,189</b>
F410	Construction of buildings	43	2,443	-	750
F421	Construction of roads and railways	5	250	-	-
F429	Construction of other civil engineering projects	S	S	S	S
F432	Electrical, plumbing and other construction installation activities	10	75	-	9
F439	Other specialized construction activities	S	S	S	S
	<b>X - Northern Mindanao</b>	<b>99</b>	<b>73,893</b>	<b>1,895</b>	<b>2,919</b>
F410	Construction of buildings	34	2,786	-	65
F421	Construction of roads and railways	23	58,242	1,895	1,686
F422	Construction of utility projects	6	2,354	-	285
F429	Construction of other civil engineering projects	10	10,313	-	883
F432	Electrical, plumbing and other construction installation activities	18	179	-	-
F433	Building completion and finishing	S	S	S	S
F439	Other specialized construction activities	S	S	S	S
	<b>XI - Davao Region</b>	<b>140</b>	<b>53,216</b>	<b>-</b>	<b>2,481</b>
F410	Construction of buildings	53	16,893	-	326
F421	Construction of roads and railways	26	32,050	-	1,859
F422	Construction of utility projects	6	1,457	-	-
F429	Construction of other civil engineering projects	12	-	-	-
F432	Electrical, plumbing and other construction installation activities	35	1,796	-	209
F439	Other specialized construction activities	9	1,019	-	87



**Table 5.8** Number of Establishments and Other Expense by Type for Construction Establishments by Region and Industry Group: Philippines, 2018*(Values are in thousand PhP, except number of establishments. Details may not add-up to total due to rounding and/or statistical disclosure control.)**Continued*

2009 PSIC Code	Region/Industry Description	Number of Establishments	Other Expense by Type		
			Total	Foreign Exchange Losses	Charitable Donations and Grants
		(1)	(2)	(3)	(4)
	<b>XII - SOCCSKSARGEN</b>	<b>48</b>	<b>8,077</b>	<b>-</b>	<b>467</b>
F410	Construction of buildings	22	3,230	-	204
F421	Construction of roads and railways	14	4,592	-	240
F422	Construction of utility projects	S	S	S	S
F429	Construction of other civil engineering projects	3	13	-	13
F432	Electrical, plumbing and other construction installation activities	6	-	-	-
F439	Other specialized construction activities	S	S	S	S
	<b>XIII - Caraga</b>	<b>31</b>	<b>12,058</b>	<b>-</b>	<b>375</b>
F410	Construction of buildings	S	S	S	S
F421	Construction of roads and railways	18	3,206	-	303
F429	Construction of other civil engineering projects	S	S	S	S
F439	Other specialized construction activities	7	25	-	-
	<b>Autonomous Region in Muslim Mindanao</b>	<b>S</b>	<b>S</b>	<b>S</b>	<b>S</b>
F421	Construction of roads and railways	S	S	S	S

**Table 5.8** Number of Establishments and Other Expense by Type for Construction Establishments by Region and Industry Group: Philippines, 2018

(Values are in thousand PhP, except number of establishments. Details may not add-up to total due to rounding and/or statistical disclosure control.)

Continued

2009 PSIC Code	Region/Industry Description	Other Expense by Type			
		Bad and Doubtful Debts	Loss from Sale of Assets	Loss from Sale of Investment Assets and Marketable Securities	Others
		(5)	(6)	(7)	(8)
	<b>Philippines</b>	<b>1,117,053</b>	<b>673,768</b>	<b>172,437</b>	<b>2,622,764</b>
F410	Construction of buildings	5,798	657,780	6,148	1,082,878
F421	Construction of roads and railways	955,408	15,102	166,209	856,898
F422	Construction of utility projects	11,232	177	-	211,196
F429	Construction of other civil engineering projects	2,364	34	-	123,544
F431	Demolition and site preparation	-	-	-	16,340
F432	Electrical, plumbing and other construction installation activities	125,669	605	-	265,741
F433	Building completion and finishing	16,582	70	-	33,052
F439	Other specialized construction activities	-	-	79	33,116
	<b>National Capital Region</b>	<b>1,098,010</b>	<b>657,288</b>	<b>169,172</b>	<b>1,523,000</b>
F410	Construction of buildings	4,759	656,848	6,113	778,211
F421	Construction of roads and railways	954,063	-	163,059	223,340
F422	Construction of utility projects	1,349	-	-	171,775
F429	Construction of other civil engineering projects	2,364	-	-	81,410
F431	Demolition and site preparation	-	-	-	16,340
F432	Electrical, plumbing and other construction installation activities	122,034	440	-	200,196
F433	Building completion and finishing	13,441	-	-	23,729
F439	Other specialized construction activities	-	-	-	28,000
	<b>Cordillera Administrative Region</b>	<b>-</b>	<b>-</b>	<b>-</b>	<b>12,874</b>
F410	Construction of buildings	-	-	-	2,161
F421	Construction of roads and railways	-	-	-	10,712
F429	Construction of other civil engineering projects	S	S	S	S
F432	Electrical, plumbing and other construction installation activities	S	S	S	S
F439	Other specialized construction activities	S	S	S	S
	<b>I - Ilocos Region</b>	<b>-</b>	<b>177</b>	<b>-</b>	<b>55,968</b>
F410	Construction of buildings	-	-	-	18,916
F421	Construction of roads and railways	-	-	-	34,326

**Table 5.8** Number of Establishments and Other Expense by Type for Construction Establishments by Region and Industry Group: Philippines, 2018

(Values are in thousand PhP, except number of establishments. Details may not add-up to total due to rounding and/or statistical disclosure control.)

Continued

2009 PSIC Code	Region/Industry Description	Other Expense by Type			
		Bad and Doubtful Debts	Loss from Sale of Assets	Loss from Sale of Investment Assets and Marketable Securities	Others
		(5)	(6)	(7)	(8)
F422	Construction of utility projects	S	S	S	S
F432	Electrical, plumbing and other construction installation activities	-	-	-	1,432
F433	Building completion and finishing	S	S	S	S
F439	Other specialized construction activities	S	S	S	S
	<b>II - Cagayan Valley</b>	-	-	-	<b>7,685</b>
F410	Construction of buildings	-	-	-	216
F421	Construction of roads and railways	-	-	-	7,083
F422	Construction of utility projects	S	S	S	S
F429	Construction of other civil engineering projects	S	S	S	S
F432	Electrical, plumbing and other construction installation activities	S	S	S	S
	<b>III - Central Luzon</b>	<b>7,995</b>	<b>932</b>	<b>3,070</b>	<b>219,363</b>
F410	Construction of buildings	-	932	-	33,735
F421	Construction of roads and railways	-	-	3,070	165,548
F422	Construction of utility projects	7,995	-	-	1,195
F429	Construction of other civil engineering projects	-	-	-	968
F431	Demolition and site preparation	-	-	-	-
F432	Electrical, plumbing and other construction installation activities	-	-	-	10,039
F433	Building completion and finishing	-	-	-	7,250
F439	Other specialized construction activities	-	-	-	629
	<b>IVA - CALABARZON</b>	<b>7,038</b>	<b>120</b>	-	<b>90,650</b>
F410	Construction of buildings	-	-	-	14,520
F421	Construction of roads and railways	283	-	-	15,329
F422	Construction of utility projects	-	-	-	4,410
F429	Construction of other civil engineering projects	-	-	-	678
F432	Electrical, plumbing and other construction installation activities	3,615	50	-	51,495
F433	Building completion and finishing	3,140	70	-	1,627
F439	Other specialized construction activities	-	-	-	2,591

**Table 5.8** Number of Establishments and Other Expense by Type for Construction Establishments by Region and Industry Group: Philippines, 2018

(Values are in thousand PhP, except number of establishments. Details may not add-up to total due to rounding and/or statistical disclosure control.)

Continued

2009 PSIC Code	Region/Industry Description	Other Expense by Type			
		Bad and Doubtful Debts	Loss from Sale of Assets	Loss from Sale of Investment Assets and Marketable Securities	Others
		(5)	(6)	(7)	(8)
	<b>MIMAROPA</b>	<b>798</b>	<b>-</b>	<b>-</b>	<b>57,378</b>
F410	Construction of buildings	798	-	-	54,660
F421	Construction of roads and railways	-	-	-	2,209
F422	Construction of utility projects	S	S	S	S
F433	Building completion and finishing	S	S	S	S
	<b>V - Bicol Region</b>	<b>-</b>	<b>34</b>	<b>36</b>	<b>139,874</b>
F410	Construction of buildings	-	-	36	13,479
F421	Construction of roads and railways	-	-	-	80,433
F422	Construction of utility projects	-	-	-	17,054
F429	Construction of other civil engineering projects	-	34	-	28,908
F432	Electrical, plumbing and other construction installation activities	-	-	-	-
	<b>VI - Western Visayas</b>	<b>1,000</b>	<b>-</b>	<b>60</b>	<b>184,567</b>
F410	Construction of buildings	-	-	-	4,596
F421	Construction of roads and railways	1,000	-	-	167,585
F422	Construction of utility projects	S	S	S	S
F429	Construction of other civil engineering projects	-	-	-	1,280
F432	Electrical, plumbing and other construction installation activities	-	-	-	5
F439	Other specialized construction activities	S	S	S	S
	<b>VII - Central Visayas</b>	<b>1,934</b>	<b>8,081</b>	<b>-</b>	<b>141,507</b>
F410	Construction of buildings	36	-	-	121,864
F421	Construction of roads and railways	-	7,966	-	18,279
F422	Construction of utility projects	1,888	-	-	223
F429	Construction of other civil engineering projects	-	-	-	65
F432	Electrical, plumbing and other construction installation activities	11	115	-	659
F433	Building completion and finishing	-	-	-	418
F439	Other specialized construction activities	-	-	-	-

**Table 5.8** Number of Establishments and Other Expense by Type for Construction Establishments by Region and Industry Group: Philippines, 2018*(Values are in thousand PhP, except number of establishments. Details may not add-up to total due to rounding and/or statistical disclosure control.)**Continued*

2009 PSIC Code	Region/Industry Description	Other Expense by Type			
		Bad and Doubtful Debts	Loss from Sale of Assets	Loss from Sale of Investment Assets and Marketable Securities	Others
		(5)	(6)	(7)	(8)
	<b>VIII - Eastern Visayas</b>	<b>63</b>	-	-	<b>54,858</b>
F410	Construction of buildings	-	-	-	8,004
F421	Construction of roads and railways	63	-	-	46,412
F422	Construction of utility projects	-	-	-	28
F429	Construction of other civil engineering projects	-	-	-	415
	<b>IX - Zamboanga Peninsula</b>	<b>9</b>	-	-	<b>2,873</b>
F410	Construction of buildings	-	-	-	1,693
F421	Construction of roads and railways	-	-	-	250
F429	Construction of other civil engineering projects	S	S	S	S
F432	Electrical, plumbing and other construction installation activities	9	-	-	56
F439	Other specialized construction activities	S	S	S	S
	<b>X - Northern Mindanao</b>	<b>102</b>	-	<b>19</b>	<b>68,958</b>
F410	Construction of buildings	102	-	-	2,619
F421	Construction of roads and railways	-	-	-	54,661
F422	Construction of utility projects	-	-	-	2,068
F429	Construction of other civil engineering projects	-	-	-	9,430
F432	Electrical, plumbing and other construction installation activities	-	-	-	179
F433	Building completion and finishing	S	S	S	S
F439	Other specialized construction activities	S	S	S	S
	<b>XI - Davao Region</b>	<b>103</b>	<b>6,715</b>	-	<b>43,916</b>
F410	Construction of buildings	103	-	-	16,464
F421	Construction of roads and railways	-	6,715	-	23,476
F422	Construction of utility projects	-	-	-	1,457
F429	Construction of other civil engineering projects	-	-	-	-
F432	Electrical, plumbing and other construction installation activities	-	-	-	1,587
F439	Other specialized construction activities	-	-	-	932

**Table 5.8** Number of Establishments and Other Expense by Type for Construction Establishments by Region and Industry Group: Philippines, 2018*(Values are in thousand PhP, except number of establishments. Details may not add-up to total due to rounding and/or statistical disclosure control.)**Concluded*

2009 PSIC Code	Region/Industry Description	Other Expense by Type			
		Bad and Doubtful Debts	Loss from Sale of Assets	Loss from Sale of Investment Assets and Marketable Securities	Others
		(5)	(6)	(7)	(8)
	<b>XII - SOCCSKSARGEN</b>	-	-	-	<b>7,610</b>
F410	Construction of buildings	-	-	-	3,026
F421	Construction of roads and railways	-	-	-	4,352
F422	Construction of utility projects	S	S	S	S
F429	Construction of other civil engineering projects	-	-	-	-
F432	Electrical, plumbing and other construction installation activities	-	-	-	-
F439	Other specialized construction activities	S	S	S	S
	<b>XIII - Caraga</b>	-	-	-	<b>11,683</b>
F410	Construction of buildings	S	S	S	S
F421	Construction of roads and railways	-	-	-	2,903
F429	Construction of other civil engineering projects	S	S	S	S
F439	Other specialized construction activities	-	-	-	25
	<b>Autonomous Region in Muslim Mindanao</b>	<b>S</b>	<b>S</b>	<b>S</b>	<b>S</b>
F421	Construction of roads and railways	S	S	S	S

Notes: 1. “-” – zero value

2. S - suppressed

Source: Philippine Statistics Authority, 2018 Census of Philippine Business and Industry

**Table 6** Number of Establishments and Capital Expenditures by Type of Tangible Fixed Assets for Construction Establishments by Region and Industry Group: Philippines, 2018

(Values are in thousand PhP, except number of establishments. Details may not add-up to total due to rounding and/or statistical disclosure control.)

2009 PSIC Code	Region/Industry Description	Number of Establishments	Capital Expenditures for Tangible Fixed Assets		
			Total	Land	Buildings, Other Structures and Land Improvements
		(1)	(2)	(3)	(4)
	<b>Philippines</b>	<b>2,487</b>	<b>24,651,536</b>	<b>3,444,415</b>	<b>1,572,195</b>
F410	Construction of buildings	1,115	10,971,917	1,955,408	868,669
F421	Construction of roads and railways	374	7,548,296	1,000,295	357,207
F422	Construction of utility projects	125	809,475	27,327	124,515
F429	Construction of other civil engineering projects	163	3,091,330	324,272	96,520
F431	Demolition and site preparation	13	851,642	-	3,144
F432	Electrical, plumbing and other construction installation activities	467	855,631	103,184	46,358
F433	Building completion and finishing	96	205,300	10,194	53,578
F439	Other specialized construction activities	134	317,946	23,735	22,204
	<b>National Capital Region</b>	<b>949</b>	<b>12,354,833</b>	<b>1,780,449</b>	<b>949,870</b>
F410	Construction of buildings	380	7,474,367	1,349,584	572,211
F421	Construction of roads and railways	92	1,997,799	57,560	174,300
F422	Construction of utility projects	58	443,345	21,704	105,371
F429	Construction of other civil engineering projects	61	780,946	308,759	41,052
F431	Demolition and site preparation	10	851,642	-	3,144
F432	Electrical, plumbing and other construction installation activities	234	474,314	21,922	25,644
F433	Building completion and finishing	63	73,576	194	8,433
F439	Other specialized construction activities	50	258,845	20,725	19,716
	<b>Cordillera Administrative Region</b>	<b>41</b>	<b>433,442</b>	<b>-</b>	<b>1,510</b>
F410	Construction of buildings	17	24,286	-	-
F421	Construction of roads and railways	20	409,156	-	1,510
F429	Construction of other civil engineering projects	S	S	S	S
F432	Electrical, plumbing and other construction installation activities	S	S	S	S
F439	Other specialized construction activities	S	S	S	S
	<b>I - Ilocos Region</b>	<b>83</b>	<b>153,779</b>	<b>-</b>	<b>910</b>
F410	Construction of buildings	55	27,039	-	-

Continued

**Table 6** Number of Establishments and Capital Expenditures by Type of Tangible Fixed Assets for Construction Establishments by Region and Industry Group: Philippines, 2018

(Values are in thousand PhP, except number of establishments. Details may not add-up to total due to rounding and/or statistical disclosure control.)

Continued

2009 PSIC Code	Region/Industry Description	Number of Establishments	Capital Expenditures for Tangible Fixed Assets		
			Total	Land	Buildings, Other Structures and Land Improvements
		(1)	(2)	(3)	(4)
F421	Construction of roads and railways	14	80,058	-	910
F422	Construction of utility projects	S	S	S	S
F432	Electrical, plumbing and other construction installation activities	10	46,682	-	-
F433	Building completion and finishing	S	S	S	S
F439	Other specialized construction activities	S	S	S	S
<b>II - Cagayan Valley</b>		<b>13</b>	<b>175,564</b>	<b>-</b>	<b>30,000</b>
F410	Construction of buildings	5	-	-	-
F421	Construction of roads and railways	5	145,564	-	-
F422	Construction of utility projects	S	S	S	S
F429	Construction of other civil engineering projects	S	S	S	S
F432	Electrical, plumbing and other construction installation activities	S	S	S	S
<b>III - Central Luzon</b>		<b>212</b>	<b>1,876,048</b>	<b>497,084</b>	<b>204,087</b>
F410	Construction of buildings	118	1,045,690	360,919	137,378
F421	Construction of roads and railways	33	614,191	115,908	7,522
F422	Construction of utility projects	13	35,146	5,622	10,190
F429	Construction of other civil engineering projects	12	-	-	-
F431	Demolition and site preparation	3	-	-	-
F432	Electrical, plumbing and other construction installation activities	15	55,144	11,624	3,441
F433	Building completion and finishing	3	105,369	-	43,611
F439	Other specialized construction activities	15	20,507	3,010	1,945
<b>IVA - CALABARZON</b>		<b>296</b>	<b>491,107</b>	<b>64,947</b>	<b>97,556</b>
F410	Construction of buildings	132	100,802	6,036	38,505
F421	Construction of roads and railways	21	120,958	1,441	50,687
F422	Construction of utility projects	18	11,086	-	-
F429	Construction of other civil engineering projects	11	-	-	-
F432	Electrical, plumbing and other construction installation activities	74	249,967	57,471	8,363
F433	Building completion and finishing	10	8,295	-	-
F439	Other specialized construction activities	30	-	-	-



**Table 6** Number of Establishments and Capital Expenditures by Type of Tangible Fixed Assets for Construction Establishments by Region and Industry Group: Philippines, 2018

(Values are in thousand PhP, except number of establishments. Details may not add-up to total due to rounding and/or statistical disclosure control.)

Continued

2009 PSIC Code	Region/Industry Description	Number of Establishments	Capital Expenditures for Tangible Fixed Assets		
			Total	Land	Buildings, Other Structures and Land Improvements
		(1)	(2)	(3)	(4)
	<b>MIMAROPA</b>	<b>27</b>	<b>58</b>	<b>-</b>	<b>-</b>
F410	Construction of buildings	17	-	-	-
F421	Construction of roads and railways	8	-	-	-
F422	Construction of utility projects	S	S	S	S
F433	Building completion and finishing	S	S	S	S
	<b>V - Bicol Region</b>	<b>79</b>	<b>1,792,929</b>	<b>5,327</b>	<b>13,661</b>
F410	Construction of buildings	26	2,610	-	-
F421	Construction of roads and railways	20	78,950	-	2,389
F422	Construction of utility projects	5	-	-	-
F429	Construction of other civil engineering projects	12	1,711,369	5,327	11,272
F432	Electrical, plumbing and other construction installation activities	17	-	-	-
	<b>VI - Western Visayas</b>	<b>101</b>	<b>220,273</b>	<b>8,671</b>	<b>44,026</b>
F410	Construction of buildings	45	76,069	5,000	593
F421	Construction of roads and railways	24	103,036	-	34,325
F422	Construction of utility projects	S	S	S	S
F429	Construction of other civil engineering projects	18	12,622	3,671	8,565
F432	Electrical, plumbing and other construction installation activities	8	-	-	-
F439	Other specialized construction activities	S	S	S	S
	<b>VII - Central Visayas</b>	<b>231</b>	<b>2,140,792</b>	<b>61,912</b>	<b>98,756</b>
F410	Construction of buildings	132	1,134,117	50,640	86,719
F421	Construction of roads and railways	18	690,530	11,272	7,279
F422	Construction of utility projects	10	304,025	-	2,033
F429	Construction of other civil engineering projects	12	2,647	-	-
F432	Electrical, plumbing and other construction installation activities	38	6,517	-	2,690
F433	Building completion and finishing	12	2,956	-	35
F439	Other specialized construction activities	9	-	-	-

**Table 6** Number of Establishments and Capital Expenditures by Type of Tangible Fixed Assets for Construction Establishments by Region and Industry Group: Philippines, 2018

(Values are in thousand PhP, except number of establishments. Details may not add-up to total due to rounding and/or statistical disclosure control.)

Continued

2009 PSIC Code	Region/Industry Description	Number of Establishments	Capital Expenditures for Tangible Fixed Assets		
			Total	Land	Buildings, Other Structures and Land Improvements
		(1)	(2)	(3)	(4)
	<b>VIII - Eastern Visayas</b>	<b>68</b>	<b>1,515,812</b>	<b>527,074</b>	<b>8,877</b>
F410	Construction of buildings	31	116,318	-	-
F421	Construction of roads and railways	31	1,399,494	527,074	8,877
F422	Construction of utility projects	3	-	-	-
F429	Construction of other civil engineering projects	3	-	-	-
	<b>IX - Zamboanga Peninsula</b>	<b>67</b>	<b>91,298</b>	<b>-</b>	<b>1,500</b>
F410	Construction of buildings	43	90,292	-	1,500
F421	Construction of roads and railways	5	1,005	-	-
F429	Construction of other civil engineering projects	S	S	S	S
F432	Electrical, plumbing and other construction installation activities	10	-	-	-
F439	Other specialized construction activities	S	S	S	S
	<b>X - Northern Mindanao</b>	<b>99</b>	<b>2,296,918</b>	<b>459,786</b>	<b>53,183</b>
F410	Construction of buildings	34	449,826	161,936	25,679
F421	Construction of roads and railways	23	1,260,064	283,163	18,020
F422	Construction of utility projects	6	15,815	-	6,921
F429	Construction of other civil engineering projects	10	545,879	4,687	1,063
F432	Electrical, plumbing and other construction installation activities	18	3,313	-	-
F433	Building completion and finishing	S	S	S	S
F439	Other specialized construction activities	S	S	S	S
	<b>XI - Davao Region</b>	<b>140</b>	<b>283,810</b>	<b>16,360</b>	<b>21,026</b>
F410	Construction of buildings	53	55,808	4,193	-
F421	Construction of roads and railways	26	206,508	-	14,806
F422	Construction of utility projects	6	-	-	-
F429	Construction of other civil engineering projects	12	-	-	-
F432	Electrical, plumbing and other construction installation activities	35	18,388	12,168	6,220
F439	Other specialized construction activities	9	3,107	-	-

**Table 6** Number of Establishments and Capital Expenditures by Type of Tangible Fixed Assets for Construction Establishments by Region and Industry Group: Philippines, 2018*(Values are in thousand PhP, except number of establishments. Details may not add-up to total due to rounding and/or statistical disclosure control.)**Continued*

2009 PSIC Code	Region/Industry Description	Number of Establishments	Capital Expenditures for Tangible Fixed Assets		
			Total	Land	Buildings, Other Structures and Land Improvements
		(1)	(2)	(3)	(4)
	<b>XII - SOCCSKSARGEN</b>	<b>48</b>	<b>216,947</b>	<b>15,120</b>	<b>28,938</b>
F410	Construction of buildings	22	145,209	10,000	6,083
F421	Construction of roads and railways	14	62,564	3,292	18,287
F422	Construction of utility projects	S	S	S	S
F429	Construction of other civil engineering projects	3	7,867	1,828	4,568
F432	Electrical, plumbing and other construction installation activities	6	1,307	-	-
F439	Other specialized construction activities	S	S	S	S
	<b>XIII - Caraga</b>	<b>31</b>	<b>607,925</b>	<b>7,685</b>	<b>18,295</b>
F410	Construction of buildings	S	S	S	S
F421	Construction of roads and railways	18	378,418	585	18,295
F429	Construction of other civil engineering projects	S	S	S	S
F439	Other specialized construction activities	7	24	-	-
	<b>Autonomous Region in Muslim Mindanao</b>	<b>S</b>	<b>S</b>	<b>S</b>	<b>S</b>
F421	Construction of roads and railways	S	S	S	S

**Table 6** Number of Establishments and Capital Expenditures by Type of Tangible Fixed Assets for Construction Establishments by Region and Industry Group: Philippines, 2018

(Values are in thousand PhP, except number of establishments. Details may not add-up to total due to rounding and/or statistical disclosure control.)

Continued

2009 PSIC Code	Region/Industry Description	Capital Expenditures for Tangible Fixed Assets			
		Transport Equipment	ICT Machinery and Equipment	Specialized Industrial Machineries	General Industrial Machinery and Equipment
		(5)	(6)	(7)	(8)
	<b>Philippines</b>	<b>4,719,996</b>	<b>1,029,892</b>	<b>10,886,698</b>	<b>1,377,184</b>
F410	Construction of buildings	1,100,529	243,652	5,275,708	393,782
F421	Construction of roads and railways	1,652,404	487,657	3,413,278	455,543
F422	Construction of utility projects	187,426	13,233	354,109	12,429
F429	Construction of other civil engineering projects	637,803	22,779	1,577,986	404,622
F431	Demolition and site preparation	800,158	44,820	1,800	-
F432	Electrical, plumbing and other construction installation activities	216,645	160,787	188,094	72,420
F433	Building completion and finishing	53,985	19,215	16,573	13,943
F439	Other specialized construction activities	71,046	37,751	59,151	24,443
	<b>National Capital Region</b>	<b>1,872,559</b>	<b>515,779</b>	<b>5,267,355</b>	<b>660,367</b>
F410	Construction of buildings	508,626	130,560	3,718,687	185,801
F421	Construction of roads and railways	182,689	136,598	1,328,177	31,247
F422	Construction of utility projects	140,221	5,963	122,486	4,045
F429	Construction of other civil engineering projects	33,839	9,849	19,164	364,518
F431	Demolition and site preparation	800,158	44,820	1,800	-
F432	Electrical, plumbing and other construction installation activities	118,635	145,018	44,087	59,147
F433	Building completion and finishing	24,057	8,253	5,713	2,964
F439	Other specialized construction activities	64,335	34,718	27,242	12,645
	<b>Cordillera Administrative Region</b>	<b>139,345</b>	<b>4,014</b>	<b>148,370</b>	<b>136,685</b>
F410	Construction of buildings	996	-	22,938	-
F421	Construction of roads and railways	138,349	4,014	125,432	136,685
F429	Construction of other civil engineering projects	S	S	S	S
F432	Electrical, plumbing and other construction installation activities	S	S	S	S
F439	Other specialized construction activities	S	S	S	S
	<b>I - Ilocos Region</b>	<b>43,624</b>	<b>-</b>	<b>93,940</b>	<b>9,687</b>
F410	Construction of buildings	300	-	26,739	-
F421	Construction of roads and railways	21,660	-	56,513	-

**Table 6** Number of Establishments and Capital Expenditures by Type of Tangible Fixed Assets for Construction Establishments by Region and Industry Group: Philippines, 2018

(Values are in thousand PhP, except number of establishments. Details may not add-up to total due to rounding and/or statistical disclosure control.)

Continued

2009 PSIC Code	Region/Industry Description	Capital Expenditures for Tangible Fixed Assets			
		Transport Equipment	ICT Machinery and Equipment	Specialized Industrial Machineries	General Industrial Machinery and Equipment
		(5)	(6)	(7)	(8)
F422	Construction of utility projects	S	S	S	S
F432	Electrical, plumbing and other construction installation activities	21,664	-	10,688	9,687
F433	Building completion and finishing	S	S	S	S
F439	Other specialized construction activities	S	S	S	S
	<b>II - Cagayan Valley</b>	<b>67,750</b>	<b>-</b>	<b>77,815</b>	<b>-</b>
F410	Construction of buildings	-	-	-	-
F421	Construction of roads and railways	67,750	-	77,815	-
F422	Construction of utility projects	S	S	S	S
F429	Construction of other civil engineering projects	S	S	S	S
F432	Electrical, plumbing and other construction installation activities	S	S	S	S
	<b>III - Central Luzon</b>	<b>395,341</b>	<b>102,581</b>	<b>382,394</b>	<b>178,399</b>
F410	Construction of buildings	123,687	70,402	166,213	105,917
F421	Construction of roads and railways	210,450	16,190	196,354	48,582
F422	Construction of utility projects	15,459	774	1,949	42
F429	Construction of other civil engineering projects	-	-	-	-
F431	Demolition and site preparation	-	-	-	-
F432	Electrical, plumbing and other construction installation activities	24,292	2,635	10,395	1,596
F433	Building completion and finishing	20,917	9,707	6,900	10,775
F439	Other specialized construction activities	535	2,874	583	11,486
	<b>IVA - CALABARZON</b>	<b>106,730</b>	<b>18,154</b>	<b>178,218</b>	<b>19,607</b>
F410	Construction of buildings	45,122	4,413	5,368	1,306
F421	Construction of roads and railways	5,876	78	47,861	12,592
F422	Construction of utility projects	4,922	335	1,421	3,565
F429	Construction of other civil engineering projects	-	-	-	-
F432	Electrical, plumbing and other construction installation activities	45,268	12,187	122,407	1,990
F433	Building completion and finishing	5,542	1,141	1,162	154
F439	Other specialized construction activities	-	-	-	-

**Table 6** Number of Establishments and Capital Expenditures by Type of Tangible Fixed Assets for Construction Establishments by Region and Industry Group: Philippines, 2018

(Values are in thousand PhP, except number of establishments. Details may not add-up to total due to rounding and/or statistical disclosure control.)

Continued

2009 PSIC Code	Region/Industry Description	Capital Expenditures for Tangible Fixed Assets			
		Transport Equipment	ICT Machinery and Equipment	Specialized Industrial Machineries	General Industrial Machinery and Equipment
		(5)	(6)	(7)	(8)
	<b>MIMAROPA</b>	-	-	-	-
F410	Construction of buildings	-	-	-	-
F421	Construction of roads and railways	-	-	-	-
F422	Construction of utility projects	S	S	S	S
F433	Building completion and finishing	S	S	S	S
	<b>V - Bicol Region</b>	<b>84,394</b>	<b>15,207</b>	<b>1,611,677</b>	<b>39,400</b>
F410	Construction of buildings	2,610	-	-	-
F421	Construction of roads and railways	7,100	15,207	54,253	-
F422	Construction of utility projects	-	-	-	-
F429	Construction of other civil engineering projects	74,684	-	1,557,424	39,400
F432	Electrical, plumbing and other construction installation activities	-	-	-	-
	<b>VI - Western Visayas</b>	<b>32,533</b>	<b>1,464</b>	<b>122,762</b>	<b>4,328</b>
F410	Construction of buildings	29,076	259	40,311	247
F421	Construction of roads and railways	3,457	888	54,474	4,081
F422	Construction of utility projects	S	S	S	S
F429	Construction of other civil engineering projects	-	317	-	-
F432	Electrical, plumbing and other construction installation activities	-	-	-	-
F439	Other specialized construction activities	S	S	S	S
	<b>VII - Central Visayas</b>	<b>149,729</b>	<b>30,165</b>	<b>1,496,166</b>	<b>231,906</b>
F410	Construction of buildings	110,569	19,999	751,342	89,776
F421	Construction of roads and railways	14,375	1,876	511,902	141,671
F422	Construction of utility projects	22,394	6,161	228,253	347
F429	Construction of other civil engineering projects	-	1,230	1,355	62
F432	Electrical, plumbing and other construction installation activities	2,324	898	518	-
F433	Building completion and finishing	66	-	2,797	50
F439	Other specialized construction activities	-	-	-	-

**Table 6** Number of Establishments and Capital Expenditures by Type of Tangible Fixed Assets for Construction Establishments by Region and Industry Group: Philippines, 2018

(Values are in thousand PhP, except number of establishments. Details may not add-up to total due to rounding and/or statistical disclosure control.)

Continued

2009 PSIC Code	Region/Industry Description	Capital Expenditures for Tangible Fixed Assets			
		Transport Equipment	ICT Machinery and Equipment	Specialized Industrial Machineries	General Industrial Machinery and Equipment
		(5)	(6)	(7)	(8)
	<b>VIII - Eastern Visayas</b>	<b>768,149</b>	<b>11,927</b>	<b>155,987</b>	<b>36,141</b>
F410	Construction of buildings	40,000	-	76,318	-
F421	Construction of roads and railways	728,149	11,927	79,669	36,141
F422	Construction of utility projects	-	-	-	-
F429	Construction of other civil engineering projects	-	-	-	-
	<b>IX - Zamboanga Peninsula</b>	<b>45,735</b>	<b>3,756</b>	<b>39,444</b>	<b>256</b>
F410	Construction of buildings	45,161	3,426	39,444	256
F421	Construction of roads and railways	574	331	-	-
F429	Construction of other civil engineering projects	S	S	S	S
F432	Electrical, plumbing and other construction installation activities	-	-	-	-
F439	Other specialized construction activities	S	S	S	S
	<b>X - Northern Mindanao</b>	<b>850,616</b>	<b>323,226</b>	<b>492,916</b>	<b>56,038</b>
F410	Construction of buildings	168,618	14,032	58,385	7,660
F421	Construction of roads and railways	136,866	297,538	433,959	43,306
F422	Construction of utility projects	4,430	-	-	4,430
F429	Construction of other civil engineering projects	527,811	11,382	43	642
F432	Electrical, plumbing and other construction installation activities	3,313	-	-	-
F433	Building completion and finishing	S	S	S	S
F439	Other specialized construction activities	S	S	S	S
	<b>XI - Davao Region</b>	<b>47,251</b>	<b>543</b>	<b>198,267</b>	<b>312</b>
F410	Construction of buildings	-	-	51,566	-
F421	Construction of roads and railways	47,251	543	143,907	-
F422	Construction of utility projects	-	-	-	-
F429	Construction of other civil engineering projects	-	-	-	-
F432	Electrical, plumbing and other construction installation activities	-	-	-	-
F439	Other specialized construction activities	-	-	2,795	312

**Table 6** Number of Establishments and Capital Expenditures by Type of Tangible Fixed Assets for Construction Establishments by Region and Industry Group: Philippines, 2018

(Values are in thousand PhP, except number of establishments. Details may not add-up to total due to rounding and/or statistical disclosure control.)

Continued

2009 PSIC Code	Region/Industry Description	Capital Expenditures for Tangible Fixed Assets			
		Transport Equipment	ICT Machinery and Equipment	Specialized Industrial Machineries	General Industrial Machinery and Equipment
		(5)	(6)	(7)	(8)
	<b>XII - SOCCSKSARGEN</b>	<b>7,452</b>	<b>1,638</b>	<b>157,217</b>	<b>980</b>
F410	Construction of buildings	1,868	561	126,446	-
F421	Construction of roads and railways	2,967	1,028	30,771	980
F422	Construction of utility projects	S	S	S	S
F429	Construction of other civil engineering projects	1,470	-	-	-
F432	Electrical, plumbing and other construction installation activities	1,147	49	-	-
F439	Other specialized construction activities	S	S	S	S
	<b>XIII - Caraga</b>	<b>108,786</b>	<b>1,436</b>	<b>464,168</b>	<b>3,077</b>
F410	Construction of buildings	S	S	S	S
F421	Construction of roads and railways	84,891	1,436	272,192	257
F429	Construction of other civil engineering projects	S	S	S	S
F439	Other specialized construction activities	-	-	24	-
	<b>Autonomous Region in Muslim Mindanao</b>	<b>S</b>	<b>S</b>	<b>S</b>	<b>S</b>
F421	Construction of roads and railways	S	S	S	S



**Table 6** Number of Establishments and Capital Expenditures by Type of Tangible Fixed Assets for Construction Establishments by Region and Industry Group: Philippines, 2018

(Values are in thousand PhP, except number of establishments. Details may not add-up to total due to rounding and/or statistical disclosure control.)

Continued

2009 PSIC Code	Region/Industry Description	Capital Expenditures for Tangible Fixed Assets		
		Other Machinery and Equipment	Valuables	Other Tangible Fixed Assets
		(9)	(10)	(11)
	<b>Philippines</b>	<b>271,176</b>	<b>35,321</b>	<b>1,314,658</b>
F410	Construction of buildings	182,495	27,941	923,733
F421	Construction of roads and railways	33,969	5,832	142,110
F422	Construction of utility projects	3,257	-	87,179
F429	Construction of other civil engineering projects	29	-	27,319
F431	Demolition and site preparation	1,720	-	-
F432	Electrical, plumbing and other construction installation activities	36,463	1,496	30,184
F433	Building completion and finishing	13,169	-	24,643
F439	Other specialized construction activities	73	53	79,490
	<b>National Capital Region</b>	<b>123,241</b>	<b>27,610</b>	<b>1,157,602</b>
F410	Construction of buildings	83,100	27,386	898,412
F421	Construction of roads and railways	-	224	87,003
F422	Construction of utility projects	3,178	-	40,377
F429	Construction of other civil engineering projects	-	-	3,766
F431	Demolition and site preparation	1,720	-	-
F432	Electrical, plumbing and other construction installation activities	35,243	-	24,617
F433	Building completion and finishing	-	-	23,962
F439	Other specialized construction activities	-	-	79,464
	<b>Cordillera Administrative Region</b>	<b>-</b>	<b>-</b>	<b>3,519</b>
F410	Construction of buildings	-	-	352
F421	Construction of roads and railways	-	-	3,167
F429	Construction of other civil engineering projects	S	S	S
F432	Electrical, plumbing and other construction installation activities	S	S	S
F439	Other specialized construction activities	S	S	S
	<b>I - Ilocos Region</b>	<b>491</b>	<b>-</b>	<b>5,127</b>
F410	Construction of buildings	-	-	-
F421	Construction of roads and railways	-	-	975

**Table 6** Number of Establishments and Capital Expenditures by Type of Tangible Fixed Assets for Construction Establishments by Region and Industry Group: Philippines, 2018

(Values are in thousand PhP, except number of establishments. Details may not add-up to total due to rounding and/or statistical disclosure control.)

Continued

2009 PSIC Code	Region/Industry Description	Capital Expenditures for Tangible Fixed Assets		
		Other Machinery and Equipment	Valuables	Other Tangible Fixed Assets
		(9)	(10)	(11)
F422	Construction of utility projects	S	S	S
F432	Electrical, plumbing and other construction installation activities	491	-	4,152
F433	Building completion and finishing	S	S	S
F439	Other specialized construction activities	S	S	S
<b>II - Cagayan Valley</b>		-	-	-
F410	Construction of buildings	-	-	-
F421	Construction of roads and railways	-	-	-
F422	Construction of utility projects	S	S	S
F429	Construction of other civil engineering projects	S	S	S
F432	Electrical, plumbing and other construction installation activities	S	S	S
<b>III - Central Luzon</b>		<b>102,656</b>	-	<b>13,504</b>
F410	Construction of buildings	74,564	-	6,609
F421	Construction of roads and railways	14,225	-	4,959
F422	Construction of utility projects	80	-	1,031
F429	Construction of other civil engineering projects	-	-	-
F431	Demolition and site preparation	-	-	-
F432	Electrical, plumbing and other construction installation activities	666	-	495
F433	Building completion and finishing	13,049	-	411
F439	Other specialized construction activities	73	-	-
<b>IVA - CALABARZON</b>		<b>183</b>	<b>1,496</b>	<b>4,217</b>
F410	Construction of buildings	-	-	51
F421	Construction of roads and railways	-	-	2,423
F422	Construction of utility projects	-	-	843
F429	Construction of other civil engineering projects	-	-	-
F432	Electrical, plumbing and other construction installation activities	62	1,496	724
F433	Building completion and finishing	120	-	176
F439	Other specialized construction activities	-	-	-

**Table 6** Number of Establishments and Capital Expenditures by Type of Tangible Fixed Assets for Construction Establishments by Region and Industry Group: Philippines, 2018

(Values are in thousand PhP, except number of establishments. Details may not add-up to total due to rounding and/or statistical disclosure control.)

Continued

2009 PSIC Code	Region/Industry Description	Capital Expenditures for Tangible Fixed Assets		
		Other Machinery and Equipment	Valuables	Other Tangible Fixed Assets
		(9)	(10)	(11)
	<b>MIMAROPA</b>	-	-	<b>58</b>
F410	Construction of buildings	-	-	-
F421	Construction of roads and railways	-	-	-
F422	Construction of utility projects	S	S	S
F433	Building completion and finishing	S	S	S
	<b>V - Bicol Region</b>	-	-	<b>23,262</b>
F410	Construction of buildings	-	-	-
F421	Construction of roads and railways	-	-	-
F422	Construction of utility projects	-	-	-
F429	Construction of other civil engineering projects	-	-	23,262
F432	Electrical, plumbing and other construction installation activities	-	-	-
	<b>VI - Western Visayas</b>	-	<b>5,608</b>	<b>881</b>
F410	Construction of buildings	-	-	583
F421	Construction of roads and railways	-	5,608	202
F422	Construction of utility projects	S	S	S
F429	Construction of other civil engineering projects	-	-	70
F432	Electrical, plumbing and other construction installation activities	-	-	-
F439	Other specialized construction activities	S	S	S
	<b>VII - Central Visayas</b>	<b>18,226</b>	<b>555</b>	<b>53,375</b>
F410	Construction of buildings	18,226	555	6,290
F421	Construction of roads and railways	-	-	2,155
F422	Construction of utility projects	-	-	44,836
F429	Construction of other civil engineering projects	-	-	-
F432	Electrical, plumbing and other construction installation activities	-	-	86
F433	Building completion and finishing	-	-	7
F439	Other specialized construction activities	-	-	-

**Table 6** Number of Establishments and Capital Expenditures by Type of Tangible Fixed Assets for Construction Establishments by Region and Industry Group: Philippines, 2018

(Values are in thousand PhP, except number of establishments. Details may not add-up to total due to rounding and/or statistical disclosure control.)

Continued

2009 PSIC Code	Region/Industry Description	Capital Expenditures for Tangible Fixed Assets		
		Other Machinery and Equipment	Valuables	Other Tangible Fixed Assets
		(9)	(10)	(11)
	<b>VIII - Eastern Visayas</b>	-	-	<b>7,656</b>
F410	Construction of buildings	-	-	-
F421	Construction of roads and railways	-	-	7,656
F422	Construction of utility projects	-	-	-
F429	Construction of other civil engineering projects	-	-	-
	<b>IX - Zamboanga Peninsula</b>	-	-	<b>607</b>
F410	Construction of buildings	-	-	507
F421	Construction of roads and railways	-	-	101
F429	Construction of other civil engineering projects	S	S	S
F432	Electrical, plumbing and other construction installation activities	-	-	-
F439	Other specialized construction activities	S	S	S
	<b>X - Northern Mindanao</b>	<b>24,429</b>	<b>53</b>	<b>36,671</b>
F410	Construction of buildings	6,605	-	6,911
F421	Construction of roads and railways	17,794	-	29,417
F422	Construction of utility projects	-	-	34
F429	Construction of other civil engineering projects	29	-	222
F432	Electrical, plumbing and other construction installation activities	-	-	-
F433	Building completion and finishing	S	S	S
F439	Other specialized construction activities	S	S	S
	<b>XI - Davao Region</b>	-	-	<b>50</b>
F410	Construction of buildings	-	-	50
F421	Construction of roads and railways	-	-	-
F422	Construction of utility projects	-	-	-
F429	Construction of other civil engineering projects	-	-	-
F432	Electrical, plumbing and other construction installation activities	-	-	-
F439	Other specialized construction activities	-	-	-

**Table 6** Number of Establishments and Capital Expenditures by Type of Tangible Fixed Assets for Construction Establishments by Region and Industry Group: Philippines, 2018

(Values are in thousand PhP, except number of establishments. Details may not add-up to total due to rounding and/or statistical disclosure control.)

Concluded

2009 PSIC Code	Region/Industry Description	Capital Expenditures for Tangible Fixed Assets		
		Other Machinery and Equipment	Valuables	Other Tangible Fixed Assets
		(9)	(10)	(11)
	<b>XII - SOCCSKSARGEN</b>	<b>1,950</b>	<b>-</b>	<b>3,651</b>
F410	Construction of buildings	-	-	251
F421	Construction of roads and railways	1,950	-	3,290
F422	Construction of utility projects	S	S	S
F429	Construction of other civil engineering projects	-	-	-
F432	Electrical, plumbing and other construction installation activities	-	-	110
F439	Other specialized construction activities	S	S	S
	<b>XIII - Caraga</b>	<b>-</b>	<b>-</b>	<b>4,477</b>
F410	Construction of buildings	S	S	S
F421	Construction of roads and railways	-	-	761
F429	Construction of other civil engineering projects	S	S	S
F439	Other specialized construction activities	-	-	-
	<b>Autonomous Region in Muslim Mindanao</b>	<b>S</b>	<b>S</b>	<b>S</b>
F421	Construction of roads and railways	S	S	S

Notes: 1. "-" – zero value

2. S - suppressed

Source: Philippine Statistics Authority, 2018 Census of Philippine Business and Industry

**Table 6.1** Number of Establishments and Capital Expenditures for Directly Imported Tangible Fixed Assets by Type for Construction Establishments by Region and Industry Group: Philippines, 2018

(Values are in thousand PhP, except number of establishments. Details may not add-up to total due to rounding and/or statistical disclosure control.)

2009 PSIC Code	Region/Industry Description	Number of Establish- ments	Directly Imported Tangible Fixed Assets			
			Total	Transport Equipment	ICT Machinery and Equipment	Specialized Industrial Machineries
		(1)	(2)	(3)	(4)	(5)
	<b>Philippines</b>	<b>2,487</b>	<b>29,235</b>	<b>8,273</b>	<b>-</b>	<b>20,963</b>
F410	Construction of buildings	1,115	-	-	-	-
F421	Construction of roads and railways	374	20,963	-	-	20,963
F422	Construction of utility projects	125	8,273	8,273	-	-
F429	Construction of other civil engineering projects	163	-	-	-	-
F431	Demolition and site preparation	13	-	-	-	-
F432	Electrical, plumbing and other construction installation activities	467	-	-	-	-
F433	Building completion and finishing	96	-	-	-	-
F439	Other specialized construction activities	134	-	-	-	-
	<b>National Capital Region</b>	<b>949</b>	<b>7,683</b>	<b>-</b>	<b>-</b>	<b>7,683</b>
F410	Construction of buildings	380	-	-	-	-
F421	Construction of roads and railways	92	7,683	-	-	7,683
F422	Construction of utility projects	58	-	-	-	-
F429	Construction of other civil engineering projects	61	-	-	-	-
F431	Demolition and site preparation	10	-	-	-	-
F432	Electrical, plumbing and other construction installation activities	234	-	-	-	-
F433	Building completion and finishing	63	-	-	-	-
F439	Other specialized construction activities	50	-	-	-	-
	<b>Cordillera Administrative Region</b>	<b>41</b>	<b>-</b>	<b>-</b>	<b>-</b>	<b>-</b>
F410	Construction of buildings	17	-	-	-	-
F421	Construction of roads and railways	20	-	-	-	-
F429	Construction of other civil engineering projects	S	S	S	S	S
F432	Electrical, plumbing and other construction installation activities	S	S	S	S	S
F439	Other specialized construction activities	S	S	S	S	S
	<b>I - Ilocos Region</b>	<b>83</b>	<b>-</b>	<b>-</b>	<b>-</b>	<b>-</b>
F410	Construction of buildings	55	-	-	-	-

Continued

**Table 6.1** Number of Establishments and Capital Expenditures for Directly Imported Tangible Fixed Assets by Type for Construction Establishments by Region and Industry Group: Philippines, 2018

(Values are in thousand PhP, except number of establishments. Details may not add-up to total due to rounding and/or statistical disclosure control.)

Continued

2009 PSIC Code	Region/Industry Description	Number of Establish- ments	Directly Imported Tangible Fixed Assets			
			Total	Transport Equipment	ICT Machinery and Equipment	Specialized Industrial Machineries
		(1)	(2)	(3)	(4)	(5)
F421	Construction of roads and railways	14	-	-	-	-
F422	Construction of utility projects	S	S	S	S	S
F432	Electrical, plumbing and other construction installation activities	10	-	-	-	-
F433	Building completion and finishing	S	S	S	S	S
F439	Other specialized construction activities	S	S	S	S	S
<b>II - Cagayan Valley</b>		<b>13</b>	-	-	-	-
F410	Construction of buildings	5	-	-	-	-
F421	Construction of roads and railways	5	-	-	-	-
F422	Construction of utility projects	S	S	S	S	S
F429	Construction of other civil engineering projects	S	S	S	S	S
F432	Electrical, plumbing and other construction installation activities	S	S	S	S	S
<b>III - Central Luzon</b>		<b>212</b>	<b>8,273</b>	<b>8,273</b>	-	-
F410	Construction of buildings	118	-	-	-	-
F421	Construction of roads and railways	33	-	-	-	-
F422	Construction of utility projects	13	8,273	8,273	-	-
F429	Construction of other civil engineering projects	12	-	-	-	-
F431	Demolition and site preparation	3	-	-	-	-
F432	Electrical, plumbing and other construction installation activities	15	-	-	-	-
F433	Building completion and finishing	3	-	-	-	-
F439	Other specialized construction activities	15	-	-	-	-
<b>IVA - CALABARZON</b>		<b>296</b>	-	-	-	-
F410	Construction of buildings	132	-	-	-	-
F421	Construction of roads and railways	21	-	-	-	-
F422	Construction of utility projects	18	-	-	-	-
F429	Construction of other civil engineering projects	11	-	-	-	-
F432	Electrical, plumbing and other construction installation activities	74	-	-	-	-
F433	Building completion and finishing	10	-	-	-	-
F439	Other specialized construction activities	30	-	-	-	-

**Table 6.1** Number of Establishments and Capital Expenditures for Directly Imported Tangible Fixed Assets by Type for Construction Establishments by Region and Industry Group: Philippines, 2018

(Values are in thousand PhP, except number of establishments. Details may not add-up to total due to rounding and/or statistical disclosure control.)

Continued

2009 PSIC Code	Region/Industry Description	Number of Establish- ments	Directly Imported Tangible Fixed Assets			
			Total	Transport Equipment	ICT Machinery and Equipment	Specialized Industrial Machineries
		(1)	(2)	(3)	(4)	(5)
	<b>MIMAROPA</b>	<b>27</b>	-	-	-	-
F410	Construction of buildings	17	-	-	-	-
F421	Construction of roads and railways	8	-	-	-	-
F422	Construction of utility projects	S	S	S	S	S
F433	Building completion and finishing	S	S	S	S	S
	<b>V - Bicol Region</b>	<b>79</b>	-	-	-	-
F410	Construction of buildings	26	-	-	-	-
F421	Construction of roads and railways	20	-	-	-	-
F422	Construction of utility projects	5	-	-	-	-
F429	Construction of other civil engineering projects	12	-	-	-	-
F432	Electrical, plumbing and other construction installation activities	17	-	-	-	-
	<b>VI - Western Visayas</b>	<b>101</b>	-	-	-	-
F410	Construction of buildings	45	-	-	-	-
F421	Construction of roads and railways	24	-	-	-	-
F422	Construction of utility projects	S	S	S	S	S
F429	Construction of other civil engineering projects	18	-	-	-	-
F432	Electrical, plumbing and other construction installation activities	8	-	-	-	-
F439	Other specialized construction activities	S	S	S	S	S
	<b>VII - Central Visayas</b>	<b>231</b>	<b>13,280</b>	-	-	<b>13,280</b>
F410	Construction of buildings	132	-	-	-	-
F421	Construction of roads and railways	18	13,280	-	-	13,280
F422	Construction of utility projects	10	-	-	-	-
F429	Construction of other civil engineering projects	12	-	-	-	-
F432	Electrical, plumbing and other construction installation activities	38	-	-	-	-
F433	Building completion and finishing	12	-	-	-	-
F439	Other specialized construction activities	9	-	-	-	-



**Table 6.1** Number of Establishments and Capital Expenditures for Directly Imported Tangible Fixed Assets by Type for Construction Establishments by Region and Industry Group: Philippines, 2018

(Values are in thousand PhP, except number of establishments. Details may not add-up to total due to rounding and/or statistical disclosure control.)

Continued

2009 PSIC Code	Region/Industry Description	Number of Establish- ments	Directly Imported Tangible Fixed Assets			
			Total	Transport Equipment	ICT Machinery and Equipment	Specialized Industrial Machineries
		(1)	(2)	(3)	(4)	(5)
	<b>VIII - Eastern Visayas</b>	<b>68</b>	-	-	-	-
F410	Construction of buildings	31	-	-	-	-
F421	Construction of roads and railways	31	-	-	-	-
F422	Construction of utility projects	3	-	-	-	-
F429	Construction of other civil engineering projects	3	-	-	-	-
	<b>IX - Zamboanga Peninsula</b>	<b>67</b>	-	-	-	-
F410	Construction of buildings	43	-	-	-	-
F421	Construction of roads and railways	5	-	-	-	-
F429	Construction of other civil engineering projects	S	S	S	S	S
F432	Electrical, plumbing and other construction installation activities	10	-	-	-	-
F439	Other specialized construction activities	S	S	S	S	S
	<b>X - Northern Mindanao</b>	<b>99</b>	-	-	-	-
F410	Construction of buildings	34	-	-	-	-
F421	Construction of roads and railways	23	-	-	-	-
F422	Construction of utility projects	6	-	-	-	-
F429	Construction of other civil engineering projects	10	-	-	-	-
F432	Electrical, plumbing and other construction installation activities	18	-	-	-	-
F433	Building completion and finishing	S	S	S	S	S
F439	Other specialized construction activities	S	S	S	S	S
	<b>XI - Davao Region</b>	<b>140</b>	-	-	-	-
F410	Construction of buildings	53	-	-	-	-
F421	Construction of roads and railways	26	-	-	-	-
F422	Construction of utility projects	6	-	-	-	-
F429	Construction of other civil engineering projects	12	-	-	-	-
F432	Electrical, plumbing and other construction installation activities	35	-	-	-	-
F439	Other specialized construction activities	9	-	-	-	-

**Table 6.1** Number of Establishments and Capital Expenditures for Directly Imported Tangible Fixed Assets by Type for Construction Establishments by Region and Industry Group: Philippines, 2018

(Values are in thousand PhP, except number of establishments. Details may not add-up to total due to rounding and/or statistical disclosure control.)

Continued

2009 PSIC Code	Region/Industry Description	Number of Establish- ments	Directly Imported Tangible Fixed Assets			
			Total	Transport Equipment	ICT Machinery and Equipment	Specialized Industrial Machineries
		(1)	(2)	(3)	(4)	(5)
	<b>XII - SOCCSKSARGEN</b>	<b>48</b>	-	-	-	-
F410	Construction of buildings	22	-	-	-	-
F421	Construction of roads and railways	14	-	-	-	-
F422	Construction of utility projects	S	S	S	S	S
F429	Construction of other civil engineering projects	3	-	-	-	-
F432	Electrical, plumbing and other construction installation activities	6	-	-	-	-
F439	Other specialized construction activities	S	S	S	S	S
	<b>XIII - Caraga</b>	<b>31</b>	-	-	-	-
F410	Construction of buildings	S	S	S	S	S
F421	Construction of roads and railways	18	-	-	-	-
F429	Construction of other civil engineering projects	S	S	S	S	S
F439	Other specialized construction activities	7	-	-	-	-
	<b>Autonomous Region in Muslim Mindanao</b>	<b>S</b>	<b>S</b>	<b>S</b>	<b>S</b>	<b>S</b>
F421	Construction of roads and railways	S	S	S	S	S

**Table 6.1** Number of Establishments and Capital Expenditures for Directly Imported Tangible Fixed Assets by Type for Construction Establishments by Region and Industry Group: Philippines, 2018

(Values are in thousand PHP, except number of establishments. Details may not add-up to total due to rounding and/or statistical disclosure control.)

Continued

2009 PSIC Code	Region/Industry Description	Directly Imported Tangible Fixed Assets			
		General Industrial Machinery and Equipment	Other Machinery and Equipment	Valuables	Other Tangible Fixed Assets
		(6)	(7)	(8)	(9)
	<b>Philippines</b>	-	-	-	-
F410	Construction of buildings	-	-	-	-
F421	Construction of roads and railways	-	-	-	-
F422	Construction of utility projects	-	-	-	-
F429	Construction of other civil engineering projects	-	-	-	-
F431	Demolition and site preparation	-	-	-	-
F432	Electrical, plumbing and other construction installation activities	-	-	-	-
F433	Building completion and finishing	-	-	-	-
F439	Other specialized construction activities	-	-	-	-
	<b>National Capital Region</b>	-	-	-	-
F410	Construction of buildings	-	-	-	-
F421	Construction of roads and railways	-	-	-	-
F422	Construction of utility projects	-	-	-	-
F429	Construction of other civil engineering projects	-	-	-	-
F431	Demolition and site preparation	-	-	-	-
F432	Electrical, plumbing and other construction installation activities	-	-	-	-
F433	Building completion and finishing	-	-	-	-
F439	Other specialized construction activities	-	-	-	-
	<b>Cordillera Administrative Region</b>	-	-	-	-
F410	Construction of buildings	-	-	-	-
F421	Construction of roads and railways	-	-	-	-
F429	Construction of other civil engineering projects	S	S	S	S
F432	Electrical, plumbing and other construction installation activities	S	S	S	S
F439	Other specialized construction activities	S	S	S	S
	<b>I - Ilocos Region</b>	-	-	-	-
F410	Construction of buildings	-	-	-	-
F421	Construction of roads and railways	-	-	-	-

**Table 6.1** Number of Establishments and Capital Expenditures for Directly Imported Tangible Fixed Assets by Type for Construction Establishments by Region and Industry Group: Philippines, 2018

(Values are in thousand PhP, except number of establishments. Details may not add-up to total due to rounding and/or statistical disclosure control.)

Continued

2009 PSIC Code	Region/Industry Description	Directly Imported Tangible Fixed Assets			
		General Industrial Machinery and Equipment	Other Machinery and Equipment	Valuables	Other Tangible Fixed Assets
		(6)	(7)	(8)	(9)
F422	Construction of utility projects	S	S	S	S
F432	Electrical, plumbing and other construction installation activities	-	-	-	-
F433	Building completion and finishing	S	S	S	S
F439	Other specialized construction activities	S	S	S	S
	<b>II - Cagayan Valley</b>	-	-	-	-
F410	Construction of buildings	-	-	-	-
F421	Construction of roads and railways	-	-	-	-
F422	Construction of utility projects	S	S	S	S
F429	Construction of other civil engineering projects	S	S	S	S
F432	Electrical, plumbing and other construction installation activities	S	S	S	S
	<b>III - Central Luzon</b>	-	-	-	-
F410	Construction of buildings	-	-	-	-
F421	Construction of roads and railways	-	-	-	-
F422	Construction of utility projects	-	-	-	-
F429	Construction of other civil engineering projects	-	-	-	-
F431	Demolition and site preparation	-	-	-	-
F432	Electrical, plumbing and other construction installation activities	-	-	-	-
F433	Building completion and finishing	-	-	-	-
F439	Other specialized construction activities	-	-	-	-
	<b>IVA - CALABARZON</b>	-	-	-	-
F410	Construction of buildings	-	-	-	-
F421	Construction of roads and railways	-	-	-	-
F422	Construction of utility projects	-	-	-	-
F429	Construction of other civil engineering projects	-	-	-	-
F432	Electrical, plumbing and other construction installation activities	-	-	-	-
F433	Building completion and finishing	-	-	-	-
F439	Other specialized construction activities	-	-	-	-

**Table 6.1** Number of Establishments and Capital Expenditures for Directly Imported Tangible Fixed Assets by Type for Construction Establishments by Region and Industry Group: Philippines, 2018

(Values are in thousand Php, except number of establishments. Details may not add-up to total due to rounding and/or statistical disclosure control.)

Continued

2009 PSIC Code	Region/Industry Description	Directly Imported Tangible Fixed Assets			
		General Industrial Machinery and Equipment	Other Machinery and Equipment	Valuables	Other Tangible Fixed Assets
		(6)	(7)	(8)	(9)
	<b>MIMAROPA</b>	-	-	-	-
F410	Construction of buildings	-	-	-	-
F421	Construction of roads and railways	-	-	-	-
F422	Construction of utility projects	S	S	S	S
F433	Building completion and finishing	S	S	S	S
	<b>V - Bicol Region</b>	-	-	-	-
F410	Construction of buildings	-	-	-	-
F421	Construction of roads and railways	-	-	-	-
F422	Construction of utility projects	-	-	-	-
F429	Construction of other civil engineering projects	-	-	-	-
F432	Electrical, plumbing and other construction installation activities	-	-	-	-
	<b>VI - Western Visayas</b>	-	-	-	-
F410	Construction of buildings	-	-	-	-
F421	Construction of roads and railways	-	-	-	-
F422	Construction of utility projects	S	S	S	S
F429	Construction of other civil engineering projects	-	-	-	-
F432	Electrical, plumbing and other construction installation activities	-	-	-	-
F439	Other specialized construction activities	S	S	S	S
	<b>VII - Central Visayas</b>	-	-	-	-
F410	Construction of buildings	-	-	-	-
F421	Construction of roads and railways	-	-	-	-
F422	Construction of utility projects	-	-	-	-
F429	Construction of other civil engineering projects	-	-	-	-
F432	Electrical, plumbing and other construction installation activities	-	-	-	-
F433	Building completion and finishing	-	-	-	-
F439	Other specialized construction activities	-	-	-	-

**Table 6.1** Number of Establishments and Capital Expenditures for Directly Imported Tangible Fixed Assets by Type for Construction Establishments by Region and Industry Group: Philippines, 2018

(Values are in thousand PhP, except number of establishments. Details may not add-up to total due to rounding and/or statistical disclosure control.)

Continued

2009 PSIC Code	Region/Industry Description	Directly Imported Tangible Fixed Assets			
		General Industrial Machinery and Equipment	Other Machinery and Equipment	Valuables	Other Tangible Fixed Assets
		(6)	(7)	(8)	(9)
	<b>VIII - Eastern Visayas</b>	-	-	-	-
F410	Construction of buildings	-	-	-	-
F421	Construction of roads and railways	-	-	-	-
F422	Construction of utility projects	-	-	-	-
F429	Construction of other civil engineering projects	-	-	-	-
	<b>IX - Zamboanga Peninsula</b>	-	-	-	-
F410	Construction of buildings	-	-	-	-
F421	Construction of roads and railways	-	-	-	-
F429	Construction of other civil engineering projects	S	S	S	S
F432	Electrical, plumbing and other construction installation activities	-	-	-	-
F439	Other specialized construction activities	S	S	S	S
	<b>X - Northern Mindanao</b>	-	-	-	-
F410	Construction of buildings	-	-	-	-
F421	Construction of roads and railways	-	-	-	-
F422	Construction of utility projects	-	-	-	-
F429	Construction of other civil engineering projects	-	-	-	-
F432	Electrical, plumbing and other construction installation activities	-	-	-	-
F433	Building completion and finishing	S	S	S	S
F439	Other specialized construction activities	S	S	S	S
	<b>XI - Davao Region</b>	-	-	-	-
F410	Construction of buildings	-	-	-	-
F421	Construction of roads and railways	-	-	-	-
F422	Construction of utility projects	-	-	-	-
F429	Construction of other civil engineering projects	-	-	-	-
F432	Electrical, plumbing and other construction installation activities	-	-	-	-
F439	Other specialized construction activities	-	-	-	-

**Table 6.1** Number of Establishments and Capital Expenditures for Directly Imported Tangible Fixed Assets by Type for Construction Establishments by Region and Industry Group: Philippines, 2018

(Values are in thousand PhP, except number of establishments. Details may not add-up to total due to rounding and/or statistical disclosure control.)

Concluded

2009 PSIC Code	Region/Industry Description	Directly Imported Tangible Fixed Assets			
		General Industrial Machinery and Equipment	Other Machinery and Equipment	Valuables	Other Tangible Fixed Assets
		(6)	(7)	(8)	(9)
	<b>XII - SOCCSKSARGEN</b>	-	-	-	-
F410	Construction of buildings	-	-	-	-
F421	Construction of roads and railways	-	-	-	-
F422	Construction of utility projects	S	S	S	S
F429	Construction of other civil engineering projects	-	-	-	-
F432	Electrical, plumbing and other construction installation activities	-	-	-	-
F439	Other specialized construction activities	S	S	S	S
	<b>XIII - Caraga</b>	-	-	-	-
F410	Construction of buildings	S	S	S	S
F421	Construction of roads and railways	-	-	-	-
F429	Construction of other civil engineering projects	S	S	S	S
F439	Other specialized construction activities	-	-	-	-
	<b>Autonomous Region in Muslim Mindanao</b>	<b>S</b>	<b>S</b>	<b>S</b>	<b>S</b>
F421	Construction of roads and railways	S	S	S	S

Notes: 1. “-” – zero value

2. S - suppressed

Source: Philippine Statistics Authority, 2018 Census of Philippine Business and Industry

**Table 6.2 Number of Establishments and Capital Expenditures for Construction Establishments by Region and Industry Group: Philippines, 2018***(Values are in thousand PhP, except number of establishments. Details may not add-up to total due to rounding and/or statistical disclosure control.)*

2009 PSIC Code	Region/Industry Description	Number of Establishments	Capital Expenditures for Tangible Fixed Assets by Mode of Acquisition	
			Total	New Tangible Fixed Assets
			(1)	(2)
	<b>Philippines</b>	<b>2,487</b>	<b>24,421,416</b>	<b>16,628,788</b>
F410	Construction of buildings	1,115	10,892,027	7,310,630
F421	Construction of roads and railways	374	7,494,648	4,833,374
F422	Construction of utility projects	125	809,475	743,678
F429	Construction of other civil engineering projects	163	3,091,330	1,828,940
F431	Demolition and site preparation	13	893,841	893,841
F432	Electrical, plumbing and other construction installation activities	467	842,966	703,714
F433	Building completion and finishing	96	205,300	194,082
F439	Other specialized construction activities	134	191,829	120,529
	<b>National Capital Region</b>	<b>949</b>	<b>12,286,189</b>	<b>8,781,177</b>
F410	Construction of buildings	380	7,489,641	5,021,743
F421	Construction of roads and railways	92	1,997,799	1,767,961
F422	Construction of utility projects	58	443,345	385,203
F429	Construction of other civil engineering projects	61	780,946	114,068
F431	Demolition and site preparation	10	893,841	893,841
F432	Electrical, plumbing and other construction installation activities	234	474,314	432,958
F433	Building completion and finishing	63	73,576	72,420
F439	Other specialized construction activities	50	132,727	92,984
	<b>Cordillera Administrative Region</b>	<b>41</b>	<b>433,442</b>	<b>205,043</b>
F410	Construction of buildings	17	24,286	24,286
F421	Construction of roads and railways	20	409,156	180,757
F429	Construction of other civil engineering projects	S	S	S
F432	Electrical, plumbing and other construction installation activities	S	S	S
F439	Other specialized construction activities	S	S	S
	<b>I - Ilocos Region</b>	<b>83</b>	<b>153,779</b>	<b>138,379</b>
F410	Construction of buildings	55	27,039	27,039

*Continued*



**Table 6.2 Number** of Establishments and Capital Expenditures for Construction Establishments by Region and Industry Group: Philippines, 2018

(Values are in thousand PhP, except number of establishments. Details may not add-up to total due to rounding and/or statistical disclosure control.)

Continued

2009 PSIC Code	Region/Industry Description	Number of Establishments	Capital Expenditures for Tangible Fixed Assets by Mode of Acquisition	
			Total	New Tangible Fixed Assets
		(1)	(2)	(3)
F421	Construction of roads and railways	14	80,058	64,658
F422	Construction of utility projects	S	S	S
F432	Electrical, plumbing and other construction installation activities	10	46,682	46,682
F433	Building completion and finishing	S	S	S
F439	Other specialized construction activities	S	S	S
	<b>II - Cagayan Valley</b>	<b>13</b>	<b>175,564</b>	<b>145,564</b>
F410	Construction of buildings	5	-	-
F421	Construction of roads and railways	5	145,564	145,564
F422	Construction of utility projects	S	S	S
F429	Construction of other civil engineering projects	S	S	S
F432	Electrical, plumbing and other construction installation activities	S	S	S
	<b>III - Central Luzon</b>	<b>212</b>	<b>1,781,253</b>	<b>1,228,648</b>
F410	Construction of buildings	118	950,896	535,104
F421	Construction of roads and railways	33	614,191	498,199
F422	Construction of utility projects	13	35,146	29,524
F429	Construction of other civil engineering projects	12	-	-
F431	Demolition and site preparation	3	-	-
F432	Electrical, plumbing and other construction installation activities	15	55,144	42,955
F433	Building completion and finishing	3	105,369	105,369
F439	Other specialized construction activities	15	20,507	17,497
	<b>IVA - CALABARZON</b>	<b>296</b>	<b>478,443</b>	<b>312,629</b>
F410	Construction of buildings	132	100,802	52,159
F421	Construction of roads and railways	21	120,958	68,443
F422	Construction of utility projects	18	11,086	11,086
F429	Construction of other civil engineering projects	11	-	-
F432	Electrical, plumbing and other construction installation activities	74	237,303	172,673
F433	Building completion and finishing	10	8,295	8,269
F439	Other specialized construction activities	30	-	-

**Table 6.2 Number of Establishments and Capital Expenditures for Construction Establishments by Region and Industry Group: Philippines, 2018***(Values are in thousand PhP, except number of establishments. Details may not add-up to total due to rounding and/or statistical disclosure control.)**Continued*

2009 PSIC Code	Region/Industry Description	Number of Establishments	Capital Expenditures for Tangible Fixed Assets by Mode of Acquisition	
			Total	New Tangible Fixed Assets
		(1)	(2)	(3)
	<b>MIMAROPA</b>	<b>27</b>	<b>58</b>	<b>58</b>
F410	Construction of buildings	17	-	-
F421	Construction of roads and railways	8	-	-
F422	Construction of utility projects	S	S	S
F433	Building completion and finishing	S	S	S
	<b>V - Bicol Region</b>	<b>79</b>	<b>1,792,929</b>	<b>1,789,540</b>
F410	Construction of buildings	26	2,610	2,610
F421	Construction of roads and railways	20	78,950	76,561
F422	Construction of utility projects	5	-	-
F429	Construction of other civil engineering projects	12	1,711,369	1,710,369
F432	Electrical, plumbing and other construction installation activities	17	-	-
	<b>VI - Western Visayas</b>	<b>101</b>	<b>220,273</b>	<b>151,545</b>
F410	Construction of buildings	45	76,069	71,069
F421	Construction of roads and railways	24	103,036	80,089
F422	Construction of utility projects	S	S	S
F429	Construction of other civil engineering projects	18	12,622	386
F432	Electrical, plumbing and other construction installation activities	8	-	-
F439	Other specialized construction activities	S	S	S
	<b>VII - Central Visayas</b>	<b>231</b>	<b>2,140,792</b>	<b>1,792,560</b>
F410	Construction of buildings	132	1,134,117	809,194
F421	Construction of roads and railways	18	690,530	671,980
F422	Construction of utility projects	10	304,025	301,992
F429	Construction of other civil engineering projects	12	2,647	2,647
F432	Electrical, plumbing and other construction installation activities	38	6,517	3,826
F433	Building completion and finishing	12	2,956	2,921
F439	Other specialized construction activities	9	-	-

**Table 6.2 Number** of Establishments and Capital Expenditures for Construction Establishments by Region and Industry Group: Philippines, 2018

(Values are in thousand PhP, except number of establishments. Details may not add-up to total due to rounding and/or statistical disclosure control.)

Continued

2009 PSIC Code	Region/Industry Description	Number of Establishments	Capital Expenditures for Tangible Fixed Assets by Mode of Acquisition	
			Total	New Tangible Fixed Assets
		(1)	(2)	(3)
	<b>VIII - Eastern Visayas</b>	<b>68</b>	<b>1,515,812</b>	<b>610,592</b>
F410	Construction of buildings	31	116,318	116,318
F421	Construction of roads and railways	31	1,399,494	494,273
F422	Construction of utility projects	3	-	-
F429	Construction of other civil engineering projects	3	-	-
	<b>IX - Zamboanga Peninsula</b>	<b>67</b>	<b>91,298</b>	<b>90,192</b>
F410	Construction of buildings	43	90,292	90,192
F421	Construction of roads and railways	5	1,005	-
F429	Construction of other civil engineering projects	S	S	S
F432	Electrical, plumbing and other construction installation activities	10	-	-
F439	Other specialized construction activities	S	S	S
	<b>X - Northern Mindanao</b>	<b>99</b>	<b>2,296,548</b>	<b>424,458</b>
F410	Construction of buildings	34	449,456	156,807
F421	Construction of roads and railways	23	1,260,064	236,502
F422	Construction of utility projects	6	15,815	15,815
F429	Construction of other civil engineering projects	10	545,879	-
F432	Electrical, plumbing and other construction installation activities	18	3,313	3,313
F433	Building completion and finishing	S	S	S
F439	Other specialized construction activities	S	S	S
	<b>XI - Davao Region</b>	<b>140</b>	<b>283,810</b>	<b>246,424</b>
F410	Construction of buildings	53	55,808	51,616
F421	Construction of roads and railways	26	206,508	191,701
F422	Construction of utility projects	6	-	-
F429	Construction of other civil engineering projects	12	-	-
F432	Electrical, plumbing and other construction installation activities	35	18,388	-
F439	Other specialized construction activities	9	3,107	3,107

**Table 6.2 Number** of Establishments and Capital Expenditures for Construction Establishments by Region and Industry Group: Philippines, 2018

(Values are in thousand PhP, except number of establishments. Details may not add-up to total due to rounding and/or statistical disclosure control.)

Continued

2009 PSIC Code	Region/Industry Description	Number of Establishments	Capital Expenditures for Tangible Fixed Assets by Mode of Acquisition	
			Total	New Tangible Fixed Assets
			(1)	(2)
	<b>XII - SOCCSKSARGEN</b>	<b>48</b>	<b>216,947</b>	<b>164,801</b>
F410	Construction of buildings	22	145,209	130,109
F421	Construction of roads and railways	14	62,564	31,915
F422	Construction of utility projects	S	S	S
F429	Construction of other civil engineering projects	3	7,867	1,470
F432	Electrical, plumbing and other construction installation activities	6	1,307	1,307
F439	Other specialized construction activities	S	S	S
	<b>XIII - Caraga</b>	<b>31</b>	<b>554,278</b>	<b>547,178</b>
F410	Construction of buildings	S	S	S
F421	Construction of roads and railways	18	324,771	324,771
F429	Construction of other civil engineering projects	S	S	S
F439	Other specialized construction activities	7	24	24
	<b>Autonomous Region in Muslim Mindanao</b>	<b>S</b>	<b>S</b>	<b>S</b>
F421	Construction of roads and railways	S	S	S

**Table 6.2 Number** of Establishments and Capital Expenditures for Construction Establishments by Region and Industry Group: Philippines, 2018

(Values are in thousand PhP, except number of establishments. Details may not add-up to total due to rounding and/or statistical disclosure control.)

Continued

2009 PSIC Code	Region/Industry Description	Capital Expenditures for Tangible Fixed Assets by Mode of Acquisition		
		Major Alterations and Improvements on Tangible Fixed Assets	Land and Used Tangible Fixed Assets	Tangible Fixed Assets Produced on Own Account
		(4)	(5)	(6)
	<b>Philippines</b>	<b>1,424,643</b>	<b>5,367,407</b>	<b>1,000,577</b>
F410	Construction of buildings	423,546	2,406,052	751,799
F421	Construction of roads and railways	531,314	1,949,494	180,466
F422	Construction of utility projects	28,941	36,603	253
F429	Construction of other civil engineering projects	402,316	860,074	-
F431	Demolition and site preparation	-	-	-
F432	Electrical, plumbing and other construction installation activities	36,428	101,977	848
F433	Building completion and finishing	1,020	10,198	-
F439	Other specialized construction activities	1,079	3,010	67,211
	<b>National Capital Region</b>	<b>741,234</b>	<b>1,891,473</b>	<b>872,305</b>
F410	Construction of buildings	245,265	1,472,053	750,580
F421	Construction of roads and railways	89,470	57,560	82,808
F422	Construction of utility projects	26,908	30,981	253
F429	Construction of other civil engineering projects	358,120	308,759	-
F431	Demolition and site preparation	-	-	-
F432	Electrical, plumbing and other construction installation activities	19,434	21,922	-
F433	Building completion and finishing	958	198	-
F439	Other specialized construction activities	1,079	-	38,665
	<b>Cordillera Administrative Region</b>	<b>2,230</b>	<b>225,749</b>	<b>420</b>
F410	Construction of buildings	-	-	-
F421	Construction of roads and railways	2,230	225,749	420
F429	Construction of other civil engineering projects	S	S	S
F432	Electrical, plumbing and other construction installation activities	S	S	S
F439	Other specialized construction activities	S	S	S
	<b>I - Ilocos Region</b>	<b>-</b>	<b>15,400</b>	<b>-</b>
F410	Construction of buildings	-	-	-
F421	Construction of roads and railways	-	15,400	-

**Table 6.2** Number of Establishments and Capital Expenditures for Construction Establishments by Region and Industry Group: Philippines, 2018

(Values are in thousand PhP, except number of establishments. Details may not add-up to total due to rounding and/or statistical disclosure control.)

Continued

2009 PSIC Code	Region/Industry Description	Capital Expenditures for Tangible Fixed Assets by Mode of Acquisition		
		Major Alterations and Improvements on Tangible Fixed Assets	Land and Used Tangible Fixed Assets	Tangible Fixed Assets Produced on Own Account
		(4)	(5)	(6)
F422	Construction of utility projects	S	S	S
F432	Electrical, plumbing and other construction installation activities	-	-	-
F433	Building completion and finishing	S	S	S
F439	Other specialized construction activities	S	S	S
	<b>II - Cagayan Valley</b>	<b>30,000</b>	-	-
F410	Construction of buildings	-	-	-
F421	Construction of roads and railways	-	-	-
F422	Construction of utility projects	S	S	S
F429	Construction of other civil engineering projects	S	S	S
F432	Electrical, plumbing and other construction installation activities	S	S	S
	<b>III - Central Luzon</b>	<b>66,487</b>	<b>486,118</b>	-
F410	Construction of buildings	65,838	349,954	-
F421	Construction of roads and railways	84	115,908	-
F422	Construction of utility projects	-	5,622	-
F429	Construction of other civil engineering projects	-	-	-
F431	Demolition and site preparation	-	-	-
F432	Electrical, plumbing and other construction installation activities	565	11,624	-
F433	Building completion and finishing	-	-	-
F439	Other specialized construction activities	-	3,010	-
	<b>IVA - CALABARZON</b>	<b>97,167</b>	<b>67,748</b>	<b>900</b>
F410	Construction of buildings	38,548	10,043	51
F421	Construction of roads and railways	51,074	1,441	-
F422	Construction of utility projects	-	-	-
F429	Construction of other civil engineering projects	-	-	-
F432	Electrical, plumbing and other construction installation activities	7,518	56,264	848
F433	Building completion and finishing	27	-	-
F439	Other specialized construction activities	-	-	-

**Table 6.2** Number of Establishments and Capital Expenditures for Construction Establishments by Region and Industry Group: Philippines, 2018

(Values are in thousand PhP, except number of establishments. Details may not add-up to total due to rounding and/or statistical disclosure control.)

Continued

2009 PSIC Code	Region/Industry Description	Capital Expenditures for Tangible Fixed Assets by Mode of Acquisition		
		Major Alterations and Improvements on Tangible Fixed Assets	Land and Used Tangible Fixed Assets	Tangible Fixed Assets Produced on Own Account
		(4)	(5)	(6)
	<b>MIMAROPA</b>	-	-	-
F410	Construction of buildings	-	-	-
F421	Construction of roads and railways	-	-	-
F422	Construction of utility projects	S	S	S
F433	Building completion and finishing	S	S	S
	<b>V - Bicol Region</b>	<b>2,389</b>	<b>1,000</b>	<b>-</b>
F410	Construction of buildings	-	-	-
F421	Construction of roads and railways	2,389	-	-
F422	Construction of utility projects	-	-	-
F429	Construction of other civil engineering projects	-	1,000	-
F432	Electrical, plumbing and other construction installation activities	-	-	-
	<b>VI - Western Visayas</b>	<b>31,512</b>	<b>8,671</b>	<b>28,546</b>
F410	Construction of buildings	-	5,000	-
F421	Construction of roads and railways	22,947	-	-
F422	Construction of utility projects	S	S	S
F429	Construction of other civil engineering projects	8,565	3,671	-
F432	Electrical, plumbing and other construction installation activities	-	-	-
F439	Other specialized construction activities	S	S	S
	<b>VII - Central Visayas</b>	<b>64,188</b>	<b>282,876</b>	<b>1,168</b>
F410	Construction of buildings	52,151	271,604	1,168
F421	Construction of roads and railways	7,279	11,272	-
F422	Construction of utility projects	2,033	-	-
F429	Construction of other civil engineering projects	-	-	-
F432	Electrical, plumbing and other construction installation activities	2,690	-	-
F433	Building completion and finishing	35	-	-
F439	Other specialized construction activities	-	-	-

**Table 6.2** Number of Establishments and Capital Expenditures for Construction Establishments by Region and Industry Group:  
Philippines, 2018

(Values are in thousand PhP, except number of establishments. Details may not add-up to total due to rounding and/or statistical disclosure control.)

Continued

2009 PSIC Code	Region/Industry Description	Capital Expenditures for Tangible Fixed Assets by Mode of Acquisition		
		Major Alterations and Improvements on Tangible Fixed Assets	Land and Used Tangible Fixed Assets	Tangible Fixed Assets Produced on Own Account
		(4)	(5)	(6)
	<b>VIII - Eastern Visayas</b>	<b>311,836</b>	<b>530,829</b>	<b>62,556</b>
F410	Construction of buildings	-	-	-
F421	Construction of roads and railways	311,836	530,829	62,556
F422	Construction of utility projects	-	-	-
F429	Construction of other civil engineering projects	-	-	-
	<b>IX - Zamboanga Peninsula</b>	<b>1,105</b>	<b>-</b>	<b>-</b>
F410	Construction of buildings	100	-	-
F421	Construction of roads and railways	1,005	-	-
F429	Construction of other civil engineering projects	S	S	S
F432	Electrical, plumbing and other construction installation activities	-	-	-
F439	Other specialized construction activities	S	S	S
	<b>X - Northern Mindanao</b>	<b>27,513</b>	<b>1,818,964</b>	<b>25,612</b>
F410	Construction of buildings	16,544	276,105	-
F421	Construction of roads and railways	9,906	988,044	25,612
F422	Construction of utility projects	-	-	-
F429	Construction of other civil engineering projects	1,063	544,816	-
F432	Electrical, plumbing and other construction installation activities	-	-	-
F433	Building completion and finishing	S	S	S
F439	Other specialized construction activities	S	S	S
	<b>XI - Davao Region</b>	<b>21,026</b>	<b>16,360</b>	<b>-</b>
F410	Construction of buildings	-	4,193	-
F421	Construction of roads and railways	14,806	-	-
F422	Construction of utility projects	-	-	-
F429	Construction of other civil engineering projects	-	-	-
F432	Electrical, plumbing and other construction installation activities	6,220	12,168	-
F439	Other specialized construction activities	-	-	-



**Table 6.2** Number of Establishments and Capital Expenditures for Construction Establishments by Region and Industry Group: Philippines, 2018

(Values are in thousand PhP, except number of establishments. Details may not add-up to total due to rounding and/or statistical disclosure control.)

Concluded

2009 PSIC Code	Region/Industry Description	Capital Expenditures for Tangible Fixed Assets by Mode of Acquisition		
		Major Alterations and Improvements on Tangible Fixed Assets	Land and Used Tangible Fixed Assets	Tangible Fixed Assets Produced on Own Account
		(4)	(5)	(6)
	<b>XII - SOCCSKSARGEN</b>	<b>27,955</b>	<b>15,120</b>	<b>9,070</b>
F410	Construction of buildings	5,100	10,000	-
F421	Construction of roads and railways	18,287	3,292	9,070
F422	Construction of utility projects	S	S	S
F429	Construction of other civil engineering projects	4,568	1,828	-
F432	Electrical, plumbing and other construction installation activities	-	-	-
F439	Other specialized construction activities	S	S	S
	<b>XIII - Caraga</b>	<b>-</b>	<b>7,100</b>	<b>-</b>
F410	Construction of buildings	S	S	S
F421	Construction of roads and railways	-	-	-
F429	Construction of other civil engineering projects	S	S	S
F439	Other specialized construction activities	-	-	-
	<b>Autonomous Region in Muslim Mindanao</b>	<b>S</b>	<b>S</b>	<b>S</b>
F421	Construction of roads and railways	S	S	S

Notes: 1. "-" – zero value

2. S - suppressed

Source: Philippine Statistics Authority, 2018 Census of Philippine Business and Industry

**Table 7** Number of Establishments and Capital Expenditures for Intangible Assets by Type for Construction Establishments by Region and Industry Group: Philippines, 2018*(Values are in thousand PhP, except number of establishments. Details may not add-up to total due to rounding and/or statistical disclosure control.)*

2009 PSIC Code	Region/Industry Description	Number of Establishments	Capital Expenditures for Intangible Assets		
			Total	Intangible Non- produced Assets	Computer Software and Databases
		(1)	(2)	(3)	(4)
	<b>Philippines</b>	<b>2,487</b>	<b>621,857</b>	<b>21,043</b>	<b>47,437</b>
F410	Construction of buildings	1,115	556,653	-	3,285
F421	Construction of roads and railways	374	18,352	-	18,352
F422	Construction of utility projects	125	13,507	-	13,507
F429	Construction of other civil engineering projects	163	-	-	-
F431	Demolition and site preparation	13	-	-	-
F432	Electrical, plumbing and other construction installation activities	467	28,148	21,025	7,123
F433	Building completion and finishing	96	5,198	18	5,170
F439	Other specialized construction activities	134	-	-	-
	<b>National Capital Region</b>	<b>949</b>	<b>618,328</b>	<b>21,043</b>	<b>43,908</b>
F410	Construction of buildings	380	556,618	-	3,250
F421	Construction of roads and railways	92	14,897	-	14,897
F422	Construction of utility projects	58	13,467	-	13,467
F429	Construction of other civil engineering projects	61	-	-	-
F431	Demolition and site preparation	10	-	-	-
F432	Electrical, plumbing and other construction installation activities	234	28,148	21,025	7,123
F433	Building completion and finishing	63	5,198	18	5,170
F439	Other specialized construction activities	50	-	-	-
	<b>Cordillera Administrative Region</b>	<b>41</b>	<b>-</b>	<b>-</b>	<b>-</b>
F410	Construction of buildings	17	-	-	-
F421	Construction of roads and railways	20	-	-	-
F429	Construction of other civil engineering projects	S	S	S	S
F432	Electrical, plumbing and other construction installation activities	S	S	S	S
F439	Other specialized construction activities	S	S	S	S
	<b>I - Ilocos Region</b>	<b>83</b>	<b>-</b>	<b>-</b>	<b>-</b>
F410	Construction of buildings	55	-	-	-

Continued

**Table 7** Number of Establishments and Capital Expenditures for Intangible Assets by Type for Construction Establishments by Region and Industry Group: Philippines, 2018

(Values are in thousand PhP, except number of establishments. Details may not add-up to total due to rounding and/or statistical disclosure control.)

Continued

2009 PSIC Code	Region/Industry Description	Number of Establishments	Capital Expenditures for Intangible Assets		
			Total	Intangible Non- produced Assets	Computer Software and Databases
		(1)	(2)	(3)	(4)
F421	Construction of roads and railways	14	-	-	-
F422	Construction of utility projects	S	S	S	S
F432	Electrical, plumbing and other construction installation activities	10	-	-	-
F433	Building completion and finishing	S	S	S	S
F439	Other specialized construction activities	S	S	S	S
	<b>II - Cagayan Valley</b>	<b>13</b>	<b>-</b>	<b>-</b>	<b>-</b>
F410	Construction of buildings	5	-	-	-
F421	Construction of roads and railways	5	-	-	-
F422	Construction of utility projects	S	S	S	S
F429	Construction of other civil engineering projects	S	S	S	S
F432	Electrical, plumbing and other construction installation activities	S	S	S	S
	<b>III - Central Luzon</b>	<b>212</b>	<b>34</b>	<b>-</b>	<b>34</b>
F410	Construction of buildings	118	34	-	34
F421	Construction of roads and railways	33	-	-	-
F422	Construction of utility projects	13	-	-	-
F429	Construction of other civil engineering projects	12	-	-	-
F431	Demolition and site preparation	3	-	-	-
F432	Electrical, plumbing and other construction installation activities	15	-	-	-
F433	Building completion and finishing	3	-	-	-
F439	Other specialized construction activities	15	-	-	-
	<b>IVA - CALABARZON</b>	<b>296</b>	<b>-</b>	<b>-</b>	<b>-</b>
F410	Construction of buildings	132	-	-	-
F421	Construction of roads and railways	21	-	-	-
F422	Construction of utility projects	18	-	-	-
F429	Construction of other civil engineering projects	11	-	-	-
F432	Electrical, plumbing and other construction installation activities	74	-	-	-
F433	Building completion and finishing	10	-	-	-
F439	Other specialized construction activities	30	-	-	-

**Table 7** Number of Establishments and Capital Expenditures for Intangible Assets by Type for Construction Establishments by Region and Industry Group: Philippines, 2018

(Values are in thousand PhP, except number of establishments. Details may not add-up to total due to rounding and/or statistical disclosure control.)

Continued

2009 PSIC Code	Region/Industry Description	Number of Establishments	Capital Expenditures for Intangible Assets		
			Total	Intangible Non- produced Assets	Computer Software and Databases
		(1)	(2)	(3)	(4)
	<b>MIMAROPA</b>	<b>27</b>	-	-	-
F410	Construction of buildings	17	-	-	-
F421	Construction of roads and railways	8	-	-	-
F422	Construction of utility projects	S	S	S	S
F433	Building completion and finishing	S	S	S	S
	<b>V - Bicol Region</b>	<b>79</b>	-	-	-
F410	Construction of buildings	26	-	-	-
F421	Construction of roads and railways	20	-	-	-
F422	Construction of utility projects	5	-	-	-
F429	Construction of other civil engineering projects	12	-	-	-
F432	Electrical, plumbing and other construction installation activities	17	-	-	-
	<b>VI - Western Visayas</b>	<b>101</b>	-	-	-
F410	Construction of buildings	45	-	-	-
F421	Construction of roads and railways	24	-	-	-
F422	Construction of utility projects	S	S	S	S
F429	Construction of other civil engineering projects	18	-	-	-
F432	Electrical, plumbing and other construction installation activities	8	-	-	-
F439	Other specialized construction activities	S	S	S	S
	<b>VII - Central Visayas</b>	<b>231</b>	<b>40</b>	-	<b>40</b>
F410	Construction of buildings	132	-	-	-
F421	Construction of roads and railways	18	-	-	-
F422	Construction of utility projects	10	40	-	40
F429	Construction of other civil engineering projects	12	-	-	-
F432	Electrical, plumbing and other construction installation activities	38	-	-	-
F433	Building completion and finishing	12	-	-	-
F439	Other specialized construction activities	9	-	-	-

**Table 7** Number of Establishments and Capital Expenditures for Intangible Assets by Type for Construction Establishments by Region and Industry Group: Philippines, 2018

(Values are in thousand PhP, except number of establishments. Details may not add-up to total due to rounding and/or statistical disclosure control.)

Continued

2009 PSIC Code	Region/Industry Description	Number of Establishments	Capital Expenditures for Intangible Assets		
			Total	Intangible Non- produced Assets	Computer Software and Databases
		(1)	(2)	(3)	(4)
	<b>VIII - Eastern Visayas</b>	<b>68</b>	<b>1,553</b>	<b>-</b>	<b>1,553</b>
F410	Construction of buildings	31	-	-	-
F421	Construction of roads and railways	31	1,553	-	1,553
F422	Construction of utility projects	3	-	-	-
F429	Construction of other civil engineering projects	3	-	-	-
	<b>IX - Zamboanga Peninsula</b>	<b>67</b>	<b>-</b>	<b>-</b>	<b>-</b>
F410	Construction of buildings	43	-	-	-
F421	Construction of roads and railways	5	-	-	-
F429	Construction of other civil engineering projects	S	S	S	S
F432	Electrical, plumbing and other construction installation activities	10	-	-	-
F439	Other specialized construction activities	S	S	S	S
	<b>X - Northern Mindanao</b>	<b>99</b>	<b>1,571</b>	<b>-</b>	<b>1,571</b>
F410	Construction of buildings	34	-	-	-
F421	Construction of roads and railways	23	1,571	-	1,571
F422	Construction of utility projects	6	-	-	-
F429	Construction of other civil engineering projects	10	-	-	-
F432	Electrical, plumbing and other construction installation activities	18	-	-	-
F433	Building completion and finishing	S	S	S	S
F439	Other specialized construction activities	S	S	S	S
	<b>XI - Davao Region</b>	<b>140</b>	<b>-</b>	<b>-</b>	<b>-</b>
F410	Construction of buildings	53	-	-	-
F421	Construction of roads and railways	26	-	-	-
F422	Construction of utility projects	6	-	-	-
F429	Construction of other civil engineering projects	12	-	-	-
F432	Electrical, plumbing and other construction installation activities	35	-	-	-
F439	Other specialized construction activities	9	-	-	-

**Table 7** Number of Establishments and Capital Expenditures for Intangible Assets by Type for Construction Establishments by Region and Industry Group: Philippines, 2018

(Values are in thousand PhP, except number of establishments. Details may not add-up to total due to rounding and/or statistical disclosure control.)

Continued

2009 PSIC Code	Region/Industry Description	Number of Establishments	Capital Expenditures for Intangible Assets		
			Total	Intangible Non- produced Assets	Computer Software and Databases
		(1)	(2)	(3)	(4)
	<b>XII - SOCCSKSARGEN</b>	<b>48</b>	<b>330</b>	<b>-</b>	<b>330</b>
F410	Construction of buildings	22	-	-	-
F421	Construction of roads and railways	14	330	-	330
F422	Construction of utility projects	S	S	S	S
F429	Construction of other civil engineering projects	3	-	-	-
F432	Electrical, plumbing and other construction installation activities	6	-	-	-
F439	Other specialized construction activities	S	S	S	S
	<b>XIII - Caraga</b>	<b>31</b>	<b>-</b>	<b>-</b>	<b>-</b>
F410	Construction of buildings	S	S	S	S
F421	Construction of roads and railways	18	-	-	-
F429	Construction of other civil engineering projects	S	S	S	S
F439	Other specialized construction activities	7	-	-	-
	<b>Autonomous Region in Muslim Mindanao</b>	<b>S</b>	<b>S</b>	<b>S</b>	<b>S</b>
F421	Construction of roads and railways	S	S	S	S

**Table 7** Number of Establishments and Capital Expenditures for Intangible Assets by Type for Construction Establishments by Region and Industry Group: Philippines, 2018

(Values are in thousand PhP, except number of establishments. Details may not add-up to total due to rounding and/or statistical disclosure control.)

Continued

2009 PSIC Code	Region/Industry Description	Capital Expenditures for Intangible Assets		
		Entertainment, Literary and Artistic Originals	Research and Development	Other Intangible Assets
		(5)	(6)	(7)
	<b>Philippines</b>	<b>7</b>	<b>433,846</b>	<b>119,524</b>
F410	Construction of buildings	-	433,844	119,524
F421	Construction of roads and railways	-	-	-
F422	Construction of utility projects	-	-	-
F429	Construction of other civil engineering projects	-	-	-
F431	Demolition and site preparation	-	-	-
F432	Electrical, plumbing and other construction installation activities	-	-	-
F433	Building completion and finishing	7	2	0
F439	Other specialized construction activities	-	-	-
	<b>National Capital Region</b>	<b>7</b>	<b>433,846</b>	<b>119,524</b>
F410	Construction of buildings	-	433,844	119,524
F421	Construction of roads and railways	-	-	-
F422	Construction of utility projects	-	-	-
F429	Construction of other civil engineering projects	-	-	-
F431	Demolition and site preparation	-	-	-
F432	Electrical, plumbing and other construction installation activities	-	-	-
F433	Building completion and finishing	7	2	0
F439	Other specialized construction activities	-	-	-
	<b>Cordillera Administrative Region</b>	<b>-</b>	<b>-</b>	<b>-</b>
F410	Construction of buildings	-	-	-
F421	Construction of roads and railways	-	-	-
F429	Construction of other civil engineering projects	S	S	S
F432	Electrical, plumbing and other construction installation activities	S	S	S
F439	Other specialized construction activities	S	S	S
	<b>I - Ilocos Region</b>	<b>-</b>	<b>-</b>	<b>-</b>
F410	Construction of buildings	-	-	-
F421	Construction of roads and railways	-	-	-

**Table 7** Number of Establishments and Capital Expenditures for Intangible Assets by Type for Construction Establishments by Region and Industry Group: Philippines, 2018

(Values are in thousand PhP, except number of establishments. Details may not add-up to total due to rounding and/or statistical disclosure control.)

Continued

2009 PSIC Code	Region/Industry Description	Capital Expenditures for Intangible Assets		
		Entertainment, Literary and Artistic Originals	Research and Development	Other Intangible Assets
		(5)	(6)	(7)
F422	Construction of utility projects	S	S	S
F432	Electrical, plumbing and other construction installation activities	-	-	-
F433	Building completion and finishing	S	S	S
F439	Other specialized construction activities	S	S	S
	<b>II - Cagayan Valley</b>	-	-	-
F410	Construction of buildings	-	-	-
F421	Construction of roads and railways	-	-	-
F422	Construction of utility projects	S	S	S
F429	Construction of other civil engineering projects	S	S	S
F432	Electrical, plumbing and other construction installation activities	S	S	S
	<b>III - Central Luzon</b>	-	-	-
F410	Construction of buildings	-	-	-
F421	Construction of roads and railways	-	-	-
F422	Construction of utility projects	-	-	-
F429	Construction of other civil engineering projects	-	-	-
F431	Demolition and site preparation	-	-	-
F432	Electrical, plumbing and other construction installation activities	-	-	-
F433	Building completion and finishing	-	-	-
F439	Other specialized construction activities	-	-	-
	<b>IVA - CALABARZON</b>	-	-	-
F410	Construction of buildings	-	-	-
F421	Construction of roads and railways	-	-	-
F422	Construction of utility projects	-	-	-
F429	Construction of other civil engineering projects	-	-	-
F432	Electrical, plumbing and other construction installation activities	-	-	-
F433	Building completion and finishing	-	-	-
F439	Other specialized construction activities	-	-	-



**Table 7** Number of Establishments and Capital Expenditures for Intangible Assets by Type for Construction Establishments by Region and Industry Group: Philippines, 2018

(Values are in thousand PhP, except number of establishments. Details may not add-up to total due to rounding and/or statistical disclosure control.)

Continued

2009 PSIC Code	Region/Industry Description	Capital Expenditures for Intangible Assets		
		Entertainment, Literary and Artistic Originals	Research and Development	Other Intangible Assets
		(5)	(6)	(7)
	<b>MIMAROPA</b>	-	-	-
F410	Construction of buildings	-	-	-
F421	Construction of roads and railways	-	-	-
F422	Construction of utility projects	S	S	S
F433	Building completion and finishing	S	S	S
	<b>V - Bicol Region</b>	-	-	-
F410	Construction of buildings	-	-	-
F421	Construction of roads and railways	-	-	-
F422	Construction of utility projects	-	-	-
F429	Construction of other civil engineering projects	-	-	-
F432	Electrical, plumbing and other construction installation activities	-	-	-
	<b>VI - Western Visayas</b>	-	-	-
F410	Construction of buildings	-	-	-
F421	Construction of roads and railways	-	-	-
F422	Construction of utility projects	S	S	S
F429	Construction of other civil engineering projects	-	-	-
F432	Electrical, plumbing and other construction installation activities	-	-	-
F439	Other specialized construction activities	S	S	S
	<b>VII - Central Visayas</b>	-	-	-
F410	Construction of buildings	-	-	-
F421	Construction of roads and railways	-	-	-
F422	Construction of utility projects	-	-	-
F429	Construction of other civil engineering projects	-	-	-
F432	Electrical, plumbing and other construction installation activities	-	-	-
F433	Building completion and finishing	-	-	-
F439	Other specialized construction activities	-	-	-

**Table 7** Number of Establishments and Capital Expenditures for Intangible Assets by Type for Construction Establishments by Region and Industry Group: Philippines, 2018

(Values are in thousand PhP, except number of establishments. Details may not add-up to total due to rounding and/or statistical disclosure control.)

Continued

2009 PSIC Code	Region/Industry Description	Capital Expenditures for Intangible Assets		
		Entertainment, Literary and Artistic Originals	Research and Development	Other Intangible Assets
		(5)	(6)	(7)
	<b>VIII - Eastern Visayas</b>	-	-	-
F410	Construction of buildings	-	-	-
F421	Construction of roads and railways	-	-	-
F422	Construction of utility projects	-	-	-
F429	Construction of other civil engineering projects	-	-	-
	<b>IX - Zamboanga Peninsula</b>	-	-	-
F410	Construction of buildings	-	-	-
F421	Construction of roads and railways	-	-	-
F429	Construction of other civil engineering projects	S	S	S
F432	Electrical, plumbing and other construction installation activities	-	-	-
F439	Other specialized construction activities	S	S	S
	<b>X - Northern Mindanao</b>	-	-	-
F410	Construction of buildings	-	-	-
F421	Construction of roads and railways	-	-	-
F422	Construction of utility projects	-	-	-
F429	Construction of other civil engineering projects	-	-	-
F432	Electrical, plumbing and other construction installation activities	-	-	-
F433	Building completion and finishing	S	S	S
F439	Other specialized construction activities	S	S	S
	<b>XI - Davao Region</b>	-	-	-
F410	Construction of buildings	-	-	-
F421	Construction of roads and railways	-	-	-
F422	Construction of utility projects	-	-	-
F429	Construction of other civil engineering projects	-	-	-
F432	Electrical, plumbing and other construction installation activities	-	-	-
F439	Other specialized construction activities	-	-	-

**Table 7** Number of Establishments and Capital Expenditures for Intangible Assets by Type for Construction Establishments by Region and Industry Group: Philippines, 2018

(Values are in thousand PhP, except number of establishments. Details may not add-up to total due to rounding and/or statistical disclosure control.)

Concluded

2009 PSIC Code	Region/Industry Description	Capital Expenditures for Intangible Assets		
		Entertainment, Literary and Artistic Originals	Research and Development	Other Intangible Assets
		(5)	(6)	(7)
	<b>XII - SOCCSKSARGEN</b>	-	-	-
F410	Construction of buildings	-	-	-
F421	Construction of roads and railways	-	-	-
F422	Construction of utility projects	S	S	S
F429	Construction of other civil engineering projects	-	-	-
F432	Electrical, plumbing and other construction installation activities	-	-	-
F439	Other specialized construction activities	S	S	S
	<b>XIII - Caraga</b>	-	-	-
F410	Construction of buildings	S	S	S
F421	Construction of roads and railways	-	-	-
F429	Construction of other civil engineering projects	S	S	S
F439	Other specialized construction activities	-	-	-
	<b>Autonomous Region in Muslim Mindanao</b>	<b>S</b>	<b>S</b>	<b>S</b>
F421	Construction of roads and railways	S	S	S

Notes: 1. "-" – zero value

2. S - suppressed

Source: Philippine Statistics Authority, 2018 Census of Philippine Business and Industry

**Table 8** Number of Establishments and Gross Additions to Tangible Fixed Assets for Construction Establishments by Region and Industry Group: Philippines, 2018*(Values are in thousand PhP, except number of establishments. Details may not add-up to total due to rounding and/or statistical disclosure control.)*

2009 PSIC Code	Region/Industry Description	Number of Establishments	Gross Addition to Tangible Fixed Assets		
			Total	Capital Expenditures for Tangible Fixed Assets	Sale of Tangible Fixed Assets
		(1)	(2)	(3)	(4)
	<b>Philippines</b>	<b>2,487</b>	<b>25,350,567</b>	<b>24,651,536</b>	<b>699,030</b>
F410	Construction of buildings	1,115	11,194,928	10,971,917	223,011
F421	Construction of roads and railways	374	7,926,293	7,548,296	377,997
F422	Construction of utility projects	125	833,234	809,475	23,759
F429	Construction of other civil engineering projects	163	3,091,330	3,091,330	-
F431	Demolition and site preparation	13	851,642	851,642	-
F432	Electrical, plumbing and other construction installation activities	467	913,753	855,631	58,123
F433	Building completion and finishing	96	211,341	205,300	6,041
F439	Other specialized construction activities	134	328,045	317,946	10,099
	<b>National Capital Region</b>	<b>949</b>	<b>12,918,469</b>	<b>12,354,833</b>	<b>563,636</b>
F410	Construction of buildings	380	7,607,265	7,474,367	132,899
F421	Construction of roads and railways	92	2,364,058	1,997,799	366,259
F422	Construction of utility projects	58	458,847	443,345	15,503
F429	Construction of other civil engineering projects	61	780,946	780,946	-
F431	Demolition and site preparation	10	851,642	851,642	-
F432	Electrical, plumbing and other construction installation activities	234	517,878	474,314	43,564
F433	Building completion and finishing	63	78,987	73,576	5,411
F439	Other specialized construction activities	50	258,845	258,845	-
	<b>Cordillera Administrative Region</b>	<b>41</b>	<b>433,442</b>	<b>433,442</b>	<b>-</b>
F410	Construction of buildings	17	24,286	24,286	-
F421	Construction of roads and railways	20	409,156	409,156	-
F429	Construction of other civil engineering projects	S	S	S	S
F432	Electrical, plumbing and other construction installation activities	S	S	S	S
F439	Other specialized construction activities	S	S	S	S
	<b>I - Ilocos Region</b>	<b>83</b>	<b>155,463</b>	<b>153,779</b>	<b>1,684</b>
F410	Construction of buildings	55	28,723	27,039	1,684

Continued

**Table 8** Number of Establishments and Gross Additions to Tangible Fixed Assets for Construction Establishments by Region and Industry Group: Philippines, 2018

(Values are in thousand PhP, except number of establishments. Details may not add-up to total due to rounding and/or statistical disclosure control.)

Continued

2009 PSIC Code	Region/Industry Description	Number of Establishments	Gross Addition to Tangible Fixed Assets		
			Total	Capital Expenditures for Tangible Fixed Assets	Sale of Tangible Fixed Assets
		(1)	(2)	(3)	(4)
F421	Construction of roads and railways	14	80,058	80,058	-
F422	Construction of utility projects	S	S	S	S
F432	Electrical, plumbing and other construction installation activities	10	46,682	46,682	-
F433	Building completion and finishing	S	S	S	S
F439	Other specialized construction activities	S	S	S	S
	<b>II - Cagayan Valley</b>	<b>13</b>	<b>175,564</b>	<b>175,564</b>	<b>-</b>
F410	Construction of buildings	5	-	-	-
F421	Construction of roads and railways	5	145,564	145,564	-
F422	Construction of utility projects	S	S	S	S
F429	Construction of other civil engineering projects	S	S	S	S
F432	Electrical, plumbing and other construction installation activities	S	S	S	S
	<b>III - Central Luzon</b>	<b>212</b>	<b>1,879,317</b>	<b>1,876,048</b>	<b>3,270</b>
F410	Construction of buildings	118	1,048,960	1,045,690	3,270
F421	Construction of roads and railways	33	614,191	614,191	-
F422	Construction of utility projects	13	35,146	35,146	-
F429	Construction of other civil engineering projects	12	-	-	-
F431	Demolition and site preparation	3	-	-	-
F432	Electrical, plumbing and other construction installation activities	15	55,144	55,144	-
F433	Building completion and finishing	3	105,369	105,369	-
F439	Other specialized construction activities	15	20,507	20,507	-
	<b>IVA - CALABARZON</b>	<b>296</b>	<b>514,802</b>	<b>491,107</b>	<b>23,694</b>
F410	Construction of buildings	132	106,968	100,802	6,166
F421	Construction of roads and railways	21	123,298	120,958	2,340
F422	Construction of utility projects	18	11,086	11,086	-
F429	Construction of other civil engineering projects	11	-	-	-
F432	Electrical, plumbing and other construction installation activities	74	264,525	249,967	14,558
F433	Building completion and finishing	10	8,925	8,295	630
F439	Other specialized construction activities	30	-	-	-

**Table 8** Number of Establishments and Gross Additions to Tangible Fixed Assets for Construction Establishments by Region and Industry Group: Philippines, 2018

(Values are in thousand PhP, except number of establishments. Details may not add-up to total due to rounding and/or statistical disclosure control.)

Continued

2009 PSIC Code	Region/Industry Description	Number of Establishments	Gross Addition to Tangible Fixed Assets		
			Total	Capital Expenditures for Tangible Fixed Assets	Sale of Tangible Fixed Assets
		(1)	(2)	(3)	(4)
	<b>MIMAROPA</b>	<b>27</b>	<b>58</b>	<b>58</b>	<b>-</b>
F410	Construction of buildings	17	-	-	-
F421	Construction of roads and railways	8	-	-	-
F422	Construction of utility projects	S	S	S	S
F433	Building completion and finishing	S	S	S	S
	<b>V - Bicol Region</b>	<b>79</b>	<b>1,792,929</b>	<b>1,792,929</b>	<b>-</b>
F410	Construction of buildings	26	2,610	2,610	-
F421	Construction of roads and railways	20	78,950	78,950	-
F422	Construction of utility projects	5	-	-	-
F429	Construction of other civil engineering projects	12	1,711,369	1,711,369	-
F432	Electrical, plumbing and other construction installation activities	17	-	-	-
	<b>VI - Western Visayas</b>	<b>101</b>	<b>220,273</b>	<b>220,273</b>	<b>-</b>
F410	Construction of buildings	45	76,069	76,069	-
F421	Construction of roads and railways	24	103,036	103,036	-
F422	Construction of utility projects	S	S	S	S
F429	Construction of other civil engineering projects	18	12,622	12,622	-
F432	Electrical, plumbing and other construction installation activities	8	-	-	-
F439	Other specialized construction activities	S	S	S	S
	<b>VII - Central Visayas</b>	<b>231</b>	<b>2,240,938</b>	<b>2,140,792</b>	<b>100,146</b>
F410	Construction of buildings	132	1,213,109	1,134,117	78,993
F421	Construction of roads and railways	18	693,328	690,530	2,798
F422	Construction of utility projects	10	312,281	304,025	8,256
F429	Construction of other civil engineering projects	12	2,647	2,647	-
F432	Electrical, plumbing and other construction installation activities	38	6,517	6,517	-
F433	Building completion and finishing	12	2,956	2,956	-
F439	Other specialized construction activities	9	10,099	-	10,099

**Table 8** Number of Establishments and Gross Additions to Tangible Fixed Assets for Construction Establishments by Region and Industry Group: Philippines, 2018

(Values are in thousand PhP, except number of establishments. Details may not add-up to total due to rounding and/or statistical disclosure control.)

Continued

2009 PSIC Code	Region/Industry Description	Number of Establishments	Gross Addition to Tangible Fixed Assets		
			Total	Capital Expenditures for Tangible Fixed Assets	Sale of Tangible Fixed Assets
		(1)	(2)	(3)	(4)
	<b>VIII - Eastern Visayas</b>	<b>68</b>	<b>1,515,812</b>	<b>1,515,812</b>	<b>-</b>
F410	Construction of buildings	31	116,318	116,318	-
F421	Construction of roads and railways	31	1,399,494	1,399,494	-
F422	Construction of utility projects	3	-	-	-
F429	Construction of other civil engineering projects	3	-	-	-
	<b>IX - Zamboanga Peninsula</b>	<b>67</b>	<b>91,298</b>	<b>91,298</b>	<b>-</b>
F410	Construction of buildings	43	90,292	90,292	-
F421	Construction of roads and railways	5	1,005	1,005	-
F429	Construction of other civil engineering projects	S	S	S	S
F432	Electrical, plumbing and other construction installation activities	10	-	-	-
F439	Other specialized construction activities	S	S	S	S
	<b>X - Northern Mindanao</b>	<b>99</b>	<b>2,303,518</b>	<b>2,296,918</b>	<b>6,600</b>
F410	Construction of buildings	34	449,826	449,826	-
F421	Construction of roads and railways	23	1,266,664	1,260,064	6,600
F422	Construction of utility projects	6	15,815	15,815	-
F429	Construction of other civil engineering projects	10	545,879	545,879	-
F432	Electrical, plumbing and other construction installation activities	18	3,313	3,313	-
F433	Building completion and finishing	S	S	S	S
F439	Other specialized construction activities	S	S	S	S
	<b>XI - Davao Region</b>	<b>140</b>	<b>283,810</b>	<b>283,810</b>	<b>-</b>
F410	Construction of buildings	53	55,808	55,808	-
F421	Construction of roads and railways	26	206,508	206,508	-
F422	Construction of utility projects	6	-	-	-
F429	Construction of other civil engineering projects	12	-	-	-
F432	Electrical, plumbing and other construction installation activities	35	18,388	18,388	-
F439	Other specialized construction activities	9	3,107	3,107	-

**Table 8** Number of Establishments and Gross Additions to Tangible Fixed Assets for Construction Establishments by Region and Industry Group: Philippines, 2018

(Values are in thousand PhP, except number of establishments. Details may not add-up to total due to rounding and/or statistical disclosure control.)

Concluded

2009 PSIC Code	Region/Industry Description	Number of Establishments	Gross Addition to Tangible Fixed Assets		
			Total	Capital Expenditures for Tangible Fixed Assets	Sale of Tangible Fixed Assets
		(1)	(2)	(3)	(4)
	<b>XII - SOCCSKSARGEN</b>	<b>48</b>	<b>216,947</b>	<b>216,947</b>	<b>-</b>
F410	Construction of buildings	22	145,209	145,209	-
F421	Construction of roads and railways	14	62,564	62,564	-
F422	Construction of utility projects	S	S	S	S
F429	Construction of other civil engineering projects	3	7,867	7,867	-
F432	Electrical, plumbing and other construction installation activities	6	1,307	1,307	-
F439	Other specialized construction activities	S	S	S	S
	<b>XIII - Caraga</b>	<b>31</b>	<b>607,925</b>	<b>607,925</b>	<b>-</b>
F410	Construction of buildings	S	S	S	S
F421	Construction of roads and railways	18	378,418	378,418	-
F429	Construction of other civil engineering projects	S	S	S	S
F439	Other specialized construction activities	7	24	24	-
	<b>Autonomous Region in Muslim Mindanao</b>	<b>S</b>	<b>S</b>	<b>S</b>	<b>S</b>
F421	Construction of roads and railways	S	S	S	S

Notes: 1. "-" – zero value

2. S - suppressed

Source: Philippine Statistics Authority, 2018 Census of Philippine Business and Industry



**Table 8.1** Number of Establishments and Sale of Tangible Fixed Assets by Type for Construction Establishments by Region and Industry Group: Philippines, 2018

(Values are in thousand PhP, except number of establishments. Details may not add-up to total due to rounding and/or statistical disclosure control.)

2009 PSIC Code	Region/Industry Description	Number of Establishments	Sale of Tangible Fixed Assets		
			Total	Land	Buildings, Other Structures and Land Improvements
		(1)	(2)	(3)	(4)
	<b>Philippines</b>	<b>2,487</b>	<b>699,030</b>	<b>183,390</b>	<b>730</b>
F410	Construction of buildings	1,115	223,011	156,381	-
F421	Construction of roads and railways	374	377,997	12,871	-
F422	Construction of utility projects	125	23,759	1,165	-
F429	Construction of other civil engineering projects	163	-	-	-
F431	Demolition and site preparation	13	-	-	-
F432	Electrical, plumbing and other construction installation activities	467	58,123	2,874	690
F433	Building completion and finishing	96	6,041	-	40
F439	Other specialized construction activities	134	10,099	10,099	-
	<b>National Capital Region</b>	<b>949</b>	<b>563,636</b>	<b>120,872</b>	<b>40</b>
F410	Construction of buildings	380	132,899	106,836	-
F421	Construction of roads and railways	92	366,259	12,871	-
F422	Construction of utility projects	58	15,503	1,165	-
F429	Construction of other civil engineering projects	61	-	-	-
F431	Demolition and site preparation	10	-	-	-
F432	Electrical, plumbing and other construction installation activities	234	43,564	-	-
F433	Building completion and finishing	63	5,411	-	40
F439	Other specialized construction activities	50	-	-	-
	<b>Cordillera Administrative Region</b>	<b>41</b>	<b>-</b>	<b>-</b>	<b>-</b>
F410	Construction of buildings	17	-	-	-
F421	Construction of roads and railways	20	-	-	-
F429	Construction of other civil engineering projects	S	S	S	S
F432	Electrical, plumbing and other construction installation activities	S	S	S	S
F439	Other specialized construction activities	S	S	S	S
	<b>I - Ilocos Region</b>	<b>83</b>	<b>1,684</b>	<b>-</b>	<b>-</b>
F410	Construction of buildings	55	1,684	-	-

Continued

**Table 8.1** Number of Establishments and Sale of Tangible Fixed Assets by Type for Construction Establishments by Region and Industry Group: Philippines, 2018

(Values are in thousand PhP, except number of establishments. Details may not add-up to total due to rounding and/or statistical disclosure control.)

Continued

2009 PSIC Code	Region/Industry Description	Number of Establishments	Sale of Tangible Fixed Assets		
			Total	Land	Buildings, Other Structures and Land Improvements
		(1)	(2)	(3)	(4)
F421	Construction of roads and railways	14	-	-	-
F422	Construction of utility projects	S	S	S	S
F432	Electrical, plumbing and other construction installation activities	10	-	-	-
F433	Building completion and finishing	S	S	S	S
F439	Other specialized construction activities	S	S	S	S
	<b>II - Cagayan Valley</b>	<b>13</b>	<b>-</b>	<b>-</b>	<b>-</b>
F410	Construction of buildings	5	-	-	-
F421	Construction of roads and railways	5	-	-	-
F422	Construction of utility projects	S	S	S	S
F429	Construction of other civil engineering projects	S	S	S	S
F432	Electrical, plumbing and other construction installation activities	S	S	S	S
	<b>III - Central Luzon</b>	<b>212</b>	<b>3,270</b>	<b>-</b>	<b>-</b>
F410	Construction of buildings	118	3,270	-	-
F421	Construction of roads and railways	33	-	-	-
F422	Construction of utility projects	13	-	-	-
F429	Construction of other civil engineering projects	12	-	-	-
F431	Demolition and site preparation	3	-	-	-
F432	Electrical, plumbing and other construction installation activities	15	-	-	-
F433	Building completion and finishing	3	-	-	-
F439	Other specialized construction activities	15	-	-	-
	<b>IVA - CALABARZON</b>	<b>296</b>	<b>23,694</b>	<b>9,041</b>	<b>690</b>
F410	Construction of buildings	132	6,166	6,166	-
F421	Construction of roads and railways	21	2,340	-	-
F422	Construction of utility projects	18	-	-	-
F429	Construction of other civil engineering projects	11	-	-	-
F432	Electrical, plumbing and other construction installation activities	74	14,558	2,874	690
F433	Building completion and finishing	10	630	-	-
F439	Other specialized construction activities	30	-	-	-

**Table 8.1** Number of Establishments and Sale of Tangible Fixed Assets by Type for Construction Establishments by Region and Industry Group: Philippines, 2018

(Values are in thousand PhP, except number of establishments. Details may not add-up to total due to rounding and/or statistical disclosure control.)

Continued

2009 PSIC Code	Region/Industry Description	Number of Establishments	Sale of Tangible Fixed Assets		
			Total	Land	Buildings, Other Structures and Land Improvements
		(1)	(2)	(3)	(4)
	<b>MIMAROPA</b>	<b>27</b>	-	-	-
F410	Construction of buildings	17	-	-	-
F421	Construction of roads and railways	8	-	-	-
F422	Construction of utility projects	S	S	S	S
F433	Building completion and finishing	S	S	S	S
	<b>V - Bicol Region</b>	<b>79</b>	-	-	-
F410	Construction of buildings	26	-	-	-
F421	Construction of roads and railways	20	-	-	-
F422	Construction of utility projects	5	-	-	-
F429	Construction of other civil engineering projects	12	-	-	-
F432	Electrical, plumbing and other construction installation activities	17	-	-	-
	<b>VI - Western Visayas</b>	<b>101</b>	-	-	-
F410	Construction of buildings	45	-	-	-
F421	Construction of roads and railways	24	-	-	-
F422	Construction of utility projects	S	S	S	S
F429	Construction of other civil engineering projects	18	-	-	-
F432	Electrical, plumbing and other construction installation activities	8	-	-	-
F439	Other specialized construction activities	S	S	S	S
	<b>VII - Central Visayas</b>	<b>231</b>	<b>100,146</b>	<b>53,478</b>	-
F410	Construction of buildings	132	78,993	43,379	-
F421	Construction of roads and railways	18	2,798	-	-
F422	Construction of utility projects	10	8,256	-	-
F429	Construction of other civil engineering projects	12	-	-	-
F432	Electrical, plumbing and other construction installation activities	38	-	-	-
F433	Building completion and finishing	12	-	-	-
F439	Other specialized construction activities	9	10,099	10,099	-

**Table 8.1** Number of Establishments and Sale of Tangible Fixed Assets by Type for Construction Establishments by Region and Industry Group: Philippines, 2018

(Values are in thousand PhP, except number of establishments. Details may not add-up to total due to rounding and/or statistical disclosure control.)

Continued

2009 PSIC Code	Region/Industry Description	Number of Establishments	Sale of Tangible Fixed Assets		
			Total	Land	Buildings, Other Structures and Land Improvements
		(1)	(2)	(3)	(4)
	<b>VIII - Eastern Visayas</b>	<b>68</b>	-	-	-
F410	Construction of buildings	31	-	-	-
F421	Construction of roads and railways	31	-	-	-
F422	Construction of utility projects	3	-	-	-
F429	Construction of other civil engineering projects	3	-	-	-
	<b>IX - Zamboanga Peninsula</b>	<b>67</b>	-	-	-
F410	Construction of buildings	43	-	-	-
F421	Construction of roads and railways	5	-	-	-
F429	Construction of other civil engineering projects	S	S	S	S
F432	Electrical, plumbing and other construction installation activities	10	-	-	-
F439	Other specialized construction activities	S	S	S	S
	<b>X - Northern Mindanao</b>	<b>99</b>	<b>6,600</b>	-	-
F410	Construction of buildings	34	-	-	-
F421	Construction of roads and railways	23	6,600	-	-
F422	Construction of utility projects	6	-	-	-
F429	Construction of other civil engineering projects	10	-	-	-
F432	Electrical, plumbing and other construction installation activities	18	-	-	-
F433	Building completion and finishing	S	S	S	S
F439	Other specialized construction activities	S	S	S	S
	<b>XI - Davao Region</b>	<b>140</b>	-	-	-
F410	Construction of buildings	53	-	-	-
F421	Construction of roads and railways	26	-	-	-
F422	Construction of utility projects	6	-	-	-
F429	Construction of other civil engineering projects	12	-	-	-
F432	Electrical, plumbing and other construction installation activities	35	-	-	-
F439	Other specialized construction activities	9	-	-	-

**Table 8.1** Number of Establishments and Sale of Tangible Fixed Assets by Type for Construction Establishments by Region and Industry Group: Philippines, 2018

(Values are in thousand PhP, except number of establishments. Details may not add-up to total due to rounding and/or statistical disclosure control.)

Continued

2009 PSIC Code	Region/Industry Description	Number of Establishments	Sale of Tangible Fixed Assets		
			Total	Land	Buildings, Other Structures and Land Improvements
		(1)	(2)	(3)	(4)
	<b>XII - SOCCSKSARGEN</b>	<b>48</b>	-	-	-
F410	Construction of buildings	22	-	-	-
F421	Construction of roads and railways	14	-	-	-
F422	Construction of utility projects	S	S	S	S
F429	Construction of other civil engineering projects	3	-	-	-
F432	Electrical, plumbing and other construction installation activities	6	-	-	-
F439	Other specialized construction activities	S	S	S	S
	<b>XIII - Caraga</b>	<b>31</b>	-	-	-
F410	Construction of buildings	S	S	S	S
F421	Construction of roads and railways	18	-	-	-
F429	Construction of other civil engineering projects	S	S	S	S
F439	Other specialized construction activities	7	-	-	-
	<b>Autonomous Region in Muslim Mindanao</b>	<b>S</b>	<b>S</b>	<b>S</b>	<b>S</b>
F421	Construction of roads and railways	S	S	S	S

**Table 8.1** Number of Establishments and Sale of Tangible Fixed Assets by Type for Construction Establishments by Region and Industry Group: Philippines, 2018

(Values are in thousand PhP, except number of establishments. Details may not add-up to total due to rounding and/or statistical disclosure control.)

Continued

2009 PSIC Code	Region/Industry Description	Sale of Tangible Fixed Assets			
		Transport Equipment	ICT Machinery and Equipment	Specialized Industrial Machineries	General Industrial Machinery and Equipment
		(5)	(6)	(7)	(8)
	<b>Philippines</b>	<b>80,113</b>	<b>1,280</b>	<b>376,910</b>	<b>38,969</b>
F410	Construction of buildings	16,770	690	45,242	240
F421	Construction of roads and railways	21,845	-	329,837	9,222
F422	Construction of utility projects	15,088	392	1,690	-
F429	Construction of other civil engineering projects	-	-	-	-
F431	Demolition and site preparation	-	-	-	-
F432	Electrical, plumbing and other construction installation activities	20,580	154	115	29,462
F433	Building completion and finishing	5,831	45	25	46
F439	Other specialized construction activities	-	-	-	-
	<b>National Capital Region</b>	<b>59,255</b>	<b>942</b>	<b>337,245</b>	<b>32,740</b>
F410	Construction of buildings	13,004	690	8,441	240
F421	Construction of roads and railways	18,828	-	327,115	3,222
F422	Construction of utility projects	12,153	192	1,664	-
F429	Construction of other civil engineering projects	-	-	-	-
F431	Demolition and site preparation	-	-	-	-
F432	Electrical, plumbing and other construction installation activities	10,068	16	-	29,232
F433	Building completion and finishing	5,201	45	25	46
F439	Other specialized construction activities	-	-	-	-
	<b>Cordillera Administrative Region</b>	<b>-</b>	<b>-</b>	<b>-</b>	<b>-</b>
F410	Construction of buildings	-	-	-	-
F421	Construction of roads and railways	-	-	-	-
F429	Construction of other civil engineering projects	S	S	S	S
F432	Electrical, plumbing and other construction installation activities	S	S	S	S
F439	Other specialized construction activities	S	S	S	S
	<b>I - Ilocos Region</b>	<b>1,684</b>	<b>-</b>	<b>-</b>	<b>-</b>
F410	Construction of buildings	1,684	-	-	-
F421	Construction of roads and railways	-	-	-	-

**Table 8.1** Number of Establishments and Sale of Tangible Fixed Assets by Type for Construction Establishments by Region and Industry Group: Philippines, 2018

(Values are in thousand PhP, except number of establishments. Details may not add-up to total due to rounding and/or statistical disclosure control.)

Continued

2009 PSIC Code	Region/Industry Description	Sale of Tangible Fixed Assets			
		Transport Equipment	ICT Machinery and Equipment	Specialized Industrial Machineries	General Industrial Machinery and Equipment
		(5)	(6)	(7)	(8)
F422	Construction of utility projects	S	S	S	S
F432	Electrical, plumbing and other construction installation activities	-	-	-	-
F433	Building completion and finishing	S	S	S	S
F439	Other specialized construction activities	S	S	S	S
	<b>II - Cagayan Valley</b>	-	-	-	-
F410	Construction of buildings	-	-	-	-
F421	Construction of roads and railways	-	-	-	-
F422	Construction of utility projects	S	S	S	S
F429	Construction of other civil engineering projects	S	S	S	S
F432	Electrical, plumbing and other construction installation activities	S	S	S	S
	<b>III - Central Luzon</b>	-	-	<b>3,270</b>	-
F410	Construction of buildings	-	-	3,270	-
F421	Construction of roads and railways	-	-	-	-
F422	Construction of utility projects	-	-	-	-
F429	Construction of other civil engineering projects	-	-	-	-
F431	Demolition and site preparation	-	-	-	-
F432	Electrical, plumbing and other construction installation activities	-	-	-	-
F433	Building completion and finishing	-	-	-	-
F439	Other specialized construction activities	-	-	-	-
	<b>IVA - CALABARZON</b>	<b>12,881</b>	<b>138</b>	<b>715</b>	<b>230</b>
F410	Construction of buildings	-	-	-	-
F421	Construction of roads and railways	1,740	-	600	-
F422	Construction of utility projects	-	-	-	-
F429	Construction of other civil engineering projects	-	-	-	-
F432	Electrical, plumbing and other construction installation activities	10,511	138	115	230
F433	Building completion and finishing	630	-	-	-
F439	Other specialized construction activities	-	-	-	-

**Table 8.1** Number of Establishments and Sale of Tangible Fixed Assets by Type for Construction Establishments by Region and Industry Group: Philippines, 2018

(Values are in thousand PhP, except number of establishments. Details may not add-up to total due to rounding and/or statistical disclosure control.)

Continued

2009 PSIC Code	Region/Industry Description	Sale of Tangible Fixed Assets			
		Transport Equipment	ICT Machinery and Equipment	Specialized Industrial Machineries	General Industrial Machinery and Equipment
		(5)	(6)	(7)	(8)
	<b>MIMAROPA</b>	-	-	-	-
F410	Construction of buildings	-	-	-	-
F421	Construction of roads and railways	-	-	-	-
F422	Construction of utility projects	S	S	S	S
F433	Building completion and finishing	S	S	S	S
	<b>V - Bicol Region</b>	-	-	-	-
F410	Construction of buildings	-	-	-	-
F421	Construction of roads and railways	-	-	-	-
F422	Construction of utility projects	-	-	-	-
F429	Construction of other civil engineering projects	-	-	-	-
F432	Electrical, plumbing and other construction installation activities	-	-	-	-
	<b>VI - Western Visayas</b>	-	-	-	-
F410	Construction of buildings	-	-	-	-
F421	Construction of roads and railways	-	-	-	-
F422	Construction of utility projects	S	S	S	S
F429	Construction of other civil engineering projects	-	-	-	-
F432	Electrical, plumbing and other construction installation activities	-	-	-	-
F439	Other specialized construction activities	S	S	S	S
	<b>VII - Central Visayas</b>	<b>5,693</b>	<b>200</b>	<b>35,680</b>	-
F410	Construction of buildings	2,082	-	33,532	-
F421	Construction of roads and railways	676	-	2,122	-
F422	Construction of utility projects	2,935	200	26	-
F429	Construction of other civil engineering projects	-	-	-	-
F432	Electrical, plumbing and other construction installation activities	-	-	-	-
F433	Building completion and finishing	-	-	-	-
F439	Other specialized construction activities	-	-	-	-



**Table 8.1** Number of Establishments and Sale of Tangible Fixed Assets by Type for Construction Establishments by Region and Industry Group: Philippines, 2018

(Values are in thousand Php, except number of establishments. Details may not add-up to total due to rounding and/or statistical disclosure control.)

Continued

2009 PSIC Code	Region/Industry Description	Sale of Tangible Fixed Assets			
		Transport Equipment	ICT Machinery and Equipment	Specialized Industrial Machineries	General Industrial Machinery and Equipment
		(5)	(6)	(7)	(8)
	<b>VIII - Eastern Visayas</b>	-	-	-	-
F410	Construction of buildings	-	-	-	-
F421	Construction of roads and railways	-	-	-	-
F422	Construction of utility projects	-	-	-	-
F429	Construction of other civil engineering projects	-	-	-	-
	<b>IX - Zamboanga Peninsula</b>	-	-	-	-
F410	Construction of buildings	-	-	-	-
F421	Construction of roads and railways	-	-	-	-
F429	Construction of other civil engineering projects	S	S	S	S
F432	Electrical, plumbing and other construction installation activities	-	-	-	-
F439	Other specialized construction activities	S	S	S	S
	<b>X - Northern Mindanao</b>	<b>600</b>	-	-	<b>6,000</b>
F410	Construction of buildings	-	-	-	-
F421	Construction of roads and railways	600	-	-	6,000
F422	Construction of utility projects	-	-	-	-
F429	Construction of other civil engineering projects	-	-	-	-
F432	Electrical, plumbing and other construction installation activities	-	-	-	-
F433	Building completion and finishing	S	S	S	S
F439	Other specialized construction activities	S	S	S	S
	<b>XI - Davao Region</b>	-	-	-	-
F410	Construction of buildings	-	-	-	-
F421	Construction of roads and railways	-	-	-	-
F422	Construction of utility projects	-	-	-	-
F429	Construction of other civil engineering projects	-	-	-	-
F432	Electrical, plumbing and other construction installation activities	-	-	-	-
F439	Other specialized construction activities	-	-	-	-

**Table 8.1** Number of Establishments and Sale of Tangible Fixed Assets by Type for Construction Establishments by Region and Industry Group: Philippines, 2018

(Values are in thousand PhP, except number of establishments. Details may not add-up to total due to rounding and/or statistical disclosure control.)

Continued

2009 PSIC Code	Region/Industry Description	Sale of Tangible Fixed Assets			
		Transport Equipment	ICT Machinery and Equipment	Specialized Industrial Machineries	General Industrial Machinery and Equipment
		(5)	(6)	(7)	(8)
	<b>XII - SOCCSKSARGEN</b>	-	-	-	-
F410	Construction of buildings	-	-	-	-
F421	Construction of roads and railways	-	-	-	-
F422	Construction of utility projects	S	S	S	S
F429	Construction of other civil engineering projects	-	-	-	-
F432	Electrical, plumbing and other construction installation activities	-	-	-	-
F439	Other specialized construction activities	S	S	S	S
	<b>XIII - Caraga</b>	-	-	-	-
F410	Construction of buildings	S	S	S	S
F421	Construction of roads and railways	-	-	-	-
F429	Construction of other civil engineering projects	S	S	S	S
F439	Other specialized construction activities	-	-	-	-
	<b>Autonomous Region in Muslim Mindanao</b>	<b>S</b>	<b>S</b>	<b>S</b>	<b>S</b>
F421	Construction of roads and railways	S	S	S	S

**Table 8.1** Number of Establishments and Sale of Tangible Fixed Assets by Type for Construction Establishments by Region and Industry Group: Philippines, 2018

(Values are in thousand PhP, except number of establishments. Details may not add-up to total due to rounding and/or statistical disclosure control.)

Continued

2009 PSIC Code	Region/Industry Description	Sale of Tangible Fixed Assets		
		Other Machinery and Equipment	Valuables	Other Tangible Fixed Assets
		(9)	(10)	(11)
	<b>Philippines</b>	<b>725</b>	<b>-</b>	<b>16,912</b>
F410	Construction of buildings	18	-	3,670
F421	Construction of roads and railways	-	-	4,223
F422	Construction of utility projects	329	-	5,095
F429	Construction of other civil engineering projects	-	-	-
F431	Demolition and site preparation	-	-	-
F432	Electrical, plumbing and other construction installation activities	378	-	3,871
F433	Building completion and finishing	-	-	54
F439	Other specialized construction activities	-	-	-
	<b>National Capital Region</b>	<b>725</b>	<b>-</b>	<b>11,817</b>
F410	Construction of buildings	18	-	3,670
F421	Construction of roads and railways	-	-	4,223
F422	Construction of utility projects	329	-	-
F429	Construction of other civil engineering projects	-	-	-
F431	Demolition and site preparation	-	-	-
F432	Electrical, plumbing and other construction installation activities	378	-	3,871
F433	Building completion and finishing	-	-	54
F439	Other specialized construction activities	-	-	-
	<b>Cordillera Administrative Region</b>	<b>-</b>	<b>-</b>	<b>-</b>
F410	Construction of buildings	-	-	-
F421	Construction of roads and railways	-	-	-
F429	Construction of other civil engineering projects	S	S	S
F432	Electrical, plumbing and other construction installation activities	S	S	S
F439	Other specialized construction activities	S	S	S
	<b>I - Ilocos Region</b>	<b>-</b>	<b>-</b>	<b>-</b>
F410	Construction of buildings	-	-	-
F421	Construction of roads and railways	-	-	-

**Table 8.1** Number of Establishments and Sale of Tangible Fixed Assets by Type for Construction Establishments by Region and Industry Group: Philippines, 2018

(Values are in thousand PhP, except number of establishments. Details may not add-up to total due to rounding and/or statistical disclosure control.)

Continued

2009 PSIC Code	Region/Industry Description	Sale of Tangible Fixed Assets		
		Other Machinery and Equipment	Valuables	Other Tangible Fixed Assets
		(9)	(10)	(11)
F422	Construction of utility projects	S	S	S
F432	Electrical, plumbing and other construction installation activities	-	-	-
F433	Building completion and finishing	S	S	S
F439	Other specialized construction activities	S	S	S
	<b>II - Cagayan Valley</b>	-	-	-
F410	Construction of buildings	-	-	-
F421	Construction of roads and railways	-	-	-
F422	Construction of utility projects	S	S	S
F429	Construction of other civil engineering projects	S	S	S
F432	Electrical, plumbing and other construction installation activities	S	S	S
	<b>III - Central Luzon</b>	-	-	-
F410	Construction of buildings	-	-	-
F421	Construction of roads and railways	-	-	-
F422	Construction of utility projects	-	-	-
F429	Construction of other civil engineering projects	-	-	-
F431	Demolition and site preparation	-	-	-
F432	Electrical, plumbing and other construction installation activities	-	-	-
F433	Building completion and finishing	-	-	-
F439	Other specialized construction activities	-	-	-
	<b>IVA - CALABARZON</b>	-	-	-
F410	Construction of buildings	-	-	-
F421	Construction of roads and railways	-	-	-
F422	Construction of utility projects	-	-	-
F429	Construction of other civil engineering projects	-	-	-
F432	Electrical, plumbing and other construction installation activities	-	-	-
F433	Building completion and finishing	-	-	-
F439	Other specialized construction activities	-	-	-

**Table 8.1** Number of Establishments and Sale of Tangible Fixed Assets by Type for Construction Establishments by Region and Industry Group: Philippines, 2018

(Values are in thousand PhP, except number of establishments. Details may not add-up to total due to rounding and/or statistical disclosure control.)

Continued

2009 PSIC Code	Region/Industry Description	Sale of Tangible Fixed Assets		
		Other Machinery and Equipment	Valuables	Other Tangible Fixed Assets
		(9)	(10)	(11)
	<b>MIMAROPA</b>	-	-	-
F410	Construction of buildings	-	-	-
F421	Construction of roads and railways	-	-	-
F422	Construction of utility projects	S	S	S
F433	Building completion and finishing	S	S	S
	<b>V - Bicol Region</b>	-	-	-
F410	Construction of buildings	-	-	-
F421	Construction of roads and railways	-	-	-
F422	Construction of utility projects	-	-	-
F429	Construction of other civil engineering projects	-	-	-
F432	Electrical, plumbing and other construction installation activities	-	-	-
	<b>VI - Western Visayas</b>	-	-	-
F410	Construction of buildings	-	-	-
F421	Construction of roads and railways	-	-	-
F422	Construction of utility projects	S	S	S
F429	Construction of other civil engineering projects	-	-	-
F432	Electrical, plumbing and other construction installation activities	-	-	-
F439	Other specialized construction activities	S	S	S
	<b>VII - Central Visayas</b>	-	-	<b>5,095</b>
F410	Construction of buildings	-	-	-
F421	Construction of roads and railways	-	-	-
F422	Construction of utility projects	-	-	5,095
F429	Construction of other civil engineering projects	-	-	-
F432	Electrical, plumbing and other construction installation activities	-	-	-
F433	Building completion and finishing	-	-	-
F439	Other specialized construction activities	-	-	-

**Table 8.1** Number of Establishments and Sale of Tangible Fixed Assets by Type for Construction Establishments by Region and Industry Group: Philippines, 2018

(Values are in thousand PhP, except number of establishments. Details may not add-up to total due to rounding and/or statistical disclosure control.)

Continued

2009 PSIC Code	Region/Industry Description	Sale of Tangible Fixed Assets		
		Other Machinery and Equipment	Valuables	Other Tangible Fixed Assets
		(9)	(10)	(11)
	<b>VIII - Eastern Visayas</b>	-	-	-
F410	Construction of buildings	-	-	-
F421	Construction of roads and railways	-	-	-
F422	Construction of utility projects	-	-	-
F429	Construction of other civil engineering projects	-	-	-
	<b>IX - Zamboanga Peninsula</b>	-	-	-
F410	Construction of buildings	-	-	-
F421	Construction of roads and railways	-	-	-
F429	Construction of other civil engineering projects	S	S	S
F432	Electrical, plumbing and other construction installation activities	-	-	-
F439	Other specialized construction activities	S	S	S
	<b>X - Northern Mindanao</b>	-	-	-
F410	Construction of buildings	-	-	-
F421	Construction of roads and railways	-	-	-
F422	Construction of utility projects	-	-	-
F429	Construction of other civil engineering projects	-	-	-
F432	Electrical, plumbing and other construction installation activities	-	-	-
F433	Building completion and finishing	S	S	S
F439	Other specialized construction activities	S	S	S
	<b>XI - Davao Region</b>	-	-	-
F410	Construction of buildings	-	-	-
F421	Construction of roads and railways	-	-	-
F422	Construction of utility projects	-	-	-
F429	Construction of other civil engineering projects	-	-	-
F432	Electrical, plumbing and other construction installation activities	-	-	-
F439	Other specialized construction activities	-	-	-

**Table 8.1** Number of Establishments and Sale of Tangible Fixed Assets by Type for Construction Establishments by Region and Industry Group: Philippines, 2018

(Values are in thousand PhP, except number of establishments. Details may not add-up to total due to rounding and/or statistical disclosure control.)

Concluded

2009 PSIC Code	Region/Industry Description	Sale of Tangible Fixed Assets		
		Other Machinery and Equipment	Valuables	Other Tangible Fixed Assets
		(9)	(10)	(11)
	<b>XII - SOCCSKSARGEN</b>	-	-	-
F410	Construction of buildings	-	-	-
F421	Construction of roads and railways	-	-	-
F422	Construction of utility projects	S	S	S
F429	Construction of other civil engineering projects	-	-	-
F432	Electrical, plumbing and other construction installation activities	-	-	-
F439	Other specialized construction activities	S	S	S
	<b>XIII - Caraga</b>	-	-	-
F410	Construction of buildings	S	S	S
F421	Construction of roads and railways	-	-	-
F429	Construction of other civil engineering projects	S	S	S
F439	Other specialized construction activities	-	-	-
	<b>Autonomous Region in Muslim Mindanao</b>	S	S	S
F421	Construction of roads and railways	S	S	S

Notes: 1. "-" – zero value

2. S - suppressed

Source: Philippine Statistics Authority, 2018 Census of Philippine Business and Industry

**Table 8.2** Number of Establishments and Losses and Damages to Tangible Fixed Assets by Type for Construction Establishments by Region and Industry Group: Philippines, 2018*(Values are in thousand PhP, except number of establishments. Details may not add-up to total due to rounding and/or statistical disclosure control.)*

2009 PSIC Code	Region/Industry Description	Number of Establishments	Losses and Damages to Tangible Fixed Assets		
			Total	Land	Buildings, Other Structures and Land Improvements
		(1)	(2)	(3)	(4)
	<b>Philippines</b>	<b>2,487</b>	<b>545,604</b>	<b>621</b>	<b>3,031</b>
F410	Construction of buildings	1,115	220,304	621	2,915
F421	Construction of roads and railways	374	164,969	-	-
F422	Construction of utility projects	125	88,591	-	-
F429	Construction of other civil engineering projects	163	5,500	-	-
F431	Demolition and site preparation	13	-	-	-
F432	Electrical, plumbing and other construction installation activities	467	58,461	-	-
F433	Building completion and finishing	96	1,321	-	-
F439	Other specialized construction activities	134	6,459	-	116
	<b>National Capital Region</b>	<b>949</b>	<b>72,992</b>	<b>621</b>	<b>-</b>
F410	Construction of buildings	380	16,854	621	-
F421	Construction of roads and railways	92	4,177	-	-
F422	Construction of utility projects	58	39,015	-	-
F429	Construction of other civil engineering projects	61	3,976	-	-
F431	Demolition and site preparation	10	-	-	-
F432	Electrical, plumbing and other construction installation activities	234	7,773	-	-
F433	Building completion and finishing	63	1,197	-	-
F439	Other specialized construction activities	50	-	-	-
	<b>Cordillera Administrative Region</b>	<b>41</b>	<b>127,582</b>	<b>-</b>	<b>-</b>
F410	Construction of buildings	17	-	-	-
F421	Construction of roads and railways	20	127,582	-	-
F429	Construction of other civil engineering projects	S	S	S	S
F432	Electrical, plumbing and other construction installation activities	S	S	S	S
F439	Other specialized construction activities	S	S	S	S
	<b>I - Ilocos Region</b>	<b>83</b>	<b>71,770</b>	<b>-</b>	<b>2,915</b>
F410	Construction of buildings	55	71,770	-	2,915

*Continued*



**Table 8.2** Number of Establishments and Losses and Damages to Tangible Fixed Assets by Type for Construction Establishments by Region and Industry Group: Philippines, 2018*(Values are in thousand PhP, except number of establishments. Details may not add-up to total due to rounding and/or statistical disclosure control.)**Continued*

2009 PSIC Code	Region/Industry Description	Number of Establishments	Losses and Damages to Tangible Fixed Assets		
			Total	Land	Buildings, Other Structures and Land Improvements
		(1)	(2)	(3)	(4)
F421	Construction of roads and railways	14	-	-	-
F422	Construction of utility projects	S	S	S	S
F432	Electrical, plumbing and other construction installation activities	10	-	-	-
F433	Building completion and finishing	S	S	S	S
F439	Other specialized construction activities	S	S	S	S
	<b>II - Cagayan Valley</b>	<b>13</b>	<b>3,197</b>	-	-
F410	Construction of buildings	5	-	-	-
F421	Construction of roads and railways	5	3,197	-	-
F422	Construction of utility projects	S	S	S	S
F429	Construction of other civil engineering projects	S	S	S	S
F432	Electrical, plumbing and other construction installation activities	S	S	S	S
	<b>III - Central Luzon</b>	<b>212</b>	<b>34,242</b>	-	-
F410	Construction of buildings	118	4,374	-	-
F421	Construction of roads and railways	33	29,868	-	-
F422	Construction of utility projects	13	-	-	-
F429	Construction of other civil engineering projects	12	-	-	-
F431	Demolition and site preparation	3	-	-	-
F432	Electrical, plumbing and other construction installation activities	15	-	-	-
F433	Building completion and finishing	3	-	-	-
F439	Other specialized construction activities	15	-	-	-
	<b>IVA - CALABARZON</b>	<b>296</b>	<b>67,856</b>	-	-
F410	Construction of buildings	132	16,441	-	-
F421	Construction of roads and railways	21	-	-	-
F422	Construction of utility projects	18	-	-	-
F429	Construction of other civil engineering projects	11	-	-	-
F432	Electrical, plumbing and other construction installation activities	74	50,688	-	-
F433	Building completion and finishing	10	-	-	-
F439	Other specialized construction activities	30	727	-	-

**Table 8.2** Number of Establishments and Losses and Damages to Tangible Fixed Assets by Type for Construction Establishments by Region and Industry Group: Philippines, 2018

(Values are in thousand PhP, except number of establishments. Details may not add-up to total due to rounding and/or statistical disclosure control.)

Continued

2009 PSIC Code	Region/Industry Description	Number of Establishments	Losses and Damages to Tangible Fixed Assets		
			Total	Land	Buildings, Other Structures and Land Improvements
		(1)	(2)	(3)	(4)
	<b>MIMAROPA</b>	<b>27</b>	<b>75</b>	<b>-</b>	<b>-</b>
F410	Construction of buildings	17	-	-	-
F421	Construction of roads and railways	8	-	-	-
F422	Construction of utility projects	S	S	S	S
F433	Building completion and finishing	S	S	S	S
	<b>V - Bicol Region</b>	<b>79</b>	<b>49,576</b>	<b>-</b>	<b>-</b>
F410	Construction of buildings	26	-	-	-
F421	Construction of roads and railways	20	-	-	-
F422	Construction of utility projects	5	49,576	-	-
F429	Construction of other civil engineering projects	12	-	-	-
F432	Electrical, plumbing and other construction installation activities	17	-	-	-
	<b>VI - Western Visayas</b>	<b>101</b>	<b>7,400</b>	<b>-</b>	<b>116</b>
F410	Construction of buildings	45	-	-	-
F421	Construction of roads and railways	24	145	-	-
F422	Construction of utility projects	S	S	S	S
F429	Construction of other civil engineering projects	18	1,523	-	-
F432	Electrical, plumbing and other construction installation activities	8	-	-	-
F439	Other specialized construction activities	S	S	S	S
	<b>VII - Central Visayas</b>	<b>231</b>	<b>110,865</b>	<b>-</b>	<b>-</b>
F410	Construction of buildings	132	110,865	-	-
F421	Construction of roads and railways	18	-	-	-
F422	Construction of utility projects	10	-	-	-
F429	Construction of other civil engineering projects	12	-	-	-
F432	Electrical, plumbing and other construction installation activities	38	-	-	-
F433	Building completion and finishing	12	-	-	-
F439	Other specialized construction activities	9	-	-	-

**Table 8.2** Number of Establishments and Losses and Damages to Tangible Fixed Assets by Type for Construction Establishments by Region and Industry Group: Philippines, 2018

(Values are in thousand PhP, except number of establishments. Details may not add-up to total due to rounding and/or statistical disclosure control.)

Continued

2009 PSIC Code	Region/Industry Description	Number of Establishments	Losses and Damages to Tangible Fixed Assets		
			Total	Land	Buildings, Other Structures and Land Improvements
		(1)	(2)	(3)	(4)
	<b>VIII - Eastern Visayas</b>	<b>68</b>	-	-	-
F410	Construction of buildings	31	-	-	-
F421	Construction of roads and railways	31	-	-	-
F422	Construction of utility projects	3	-	-	-
F429	Construction of other civil engineering projects	3	-	-	-
	<b>IX - Zamboanga Peninsula</b>	<b>67</b>	-	-	-
F410	Construction of buildings	43	-	-	-
F421	Construction of roads and railways	5	-	-	-
F429	Construction of other civil engineering projects	S	S	S	S
F432	Electrical, plumbing and other construction installation activities	10	-	-	-
F439	Other specialized construction activities	S	S	S	S
	<b>X - Northern Mindanao</b>	<b>99</b>	<b>48</b>	-	-
F410	Construction of buildings	34	-	-	-
F421	Construction of roads and railways	23	-	-	-
F422	Construction of utility projects	6	-	-	-
F429	Construction of other civil engineering projects	10	-	-	-
F432	Electrical, plumbing and other construction installation activities	18	-	-	-
F433	Building completion and finishing	S	S	S	S
F439	Other specialized construction activities	S	S	S	S
	<b>XI - Davao Region</b>	<b>140</b>	-	-	-
F410	Construction of buildings	53	-	-	-
F421	Construction of roads and railways	26	-	-	-
F422	Construction of utility projects	6	-	-	-
F429	Construction of other civil engineering projects	12	-	-	-
F432	Electrical, plumbing and other construction installation activities	35	-	-	-
F439	Other specialized construction activities	9	-	-	-

**Table 8.2** Number of Establishments and Losses and Damages to Tangible Fixed Assets by Type for Construction Establishments by Region and Industry Group: Philippines, 2018

(Values are in thousand PhP, except number of establishments. Details may not add-up to total due to rounding and/or statistical disclosure control.)

Continued

2009 PSIC Code	Region/Industry Description	Number of Establishments	Losses and Damages to Tangible Fixed Assets		
			Total	Land	Buildings, Other Structures and Land Improvements
		(1)	(2)	(3)	(4)
	<b>XII - SOCCSKSARGEN</b>	<b>48</b>	-	-	-
F410	Construction of buildings	22	-	-	-
F421	Construction of roads and railways	14	-	-	-
F422	Construction of utility projects	S	S	S	S
F429	Construction of other civil engineering projects	3	-	-	-
F432	Electrical, plumbing and other construction installation activities	6	-	-	-
F439	Other specialized construction activities	S	S	S	S
	<b>XIII - Caraga</b>	<b>31</b>	-	-	-
F410	Construction of buildings	S	S	S	S
F421	Construction of roads and railways	18	-	-	-
F429	Construction of other civil engineering projects	S	S	S	S
F439	Other specialized construction activities	7	-	-	-
	<b>Autonomous Region in Muslim Mindanao</b>	<b>S</b>	<b>S</b>	<b>S</b>	<b>S</b>
F421	Construction of roads and railways	S	S	S	S

**Table 8.2** Number of Establishments and Losses and Damages to Tangible Fixed Assets by Type for Construction Establishments by Region and Industry Group: Philippines, 2018

(Values are in thousand PhP, except number of establishments. Details may not add-up to total due to rounding and/or statistical disclosure control.)

Continued

2009 PSIC Code	Region/Industry Description	Losses and Damages to Tangible Fixed Assets			
		Transport Equipment	ICT Machinery and Equipment	Specialized Industrial Machineries	General Industrial Machinery and Equipment
		(5)	(6)	(7)	(8)
	<b>Philippines</b>	<b>75,925</b>	<b>13,573</b>	<b>365,986</b>	<b>44,796</b>
F410	Construction of buildings	40,170	8,273	126,008	40,855
F421	Construction of roads and railways	8,919	304	154,920	223
F422	Construction of utility projects	11,786	-	36,287	1,024
F429	Construction of other civil engineering projects	3,510	301	147	1,506
F431	Demolition and site preparation	-	-	-	-
F432	Electrical, plumbing and other construction installation activities	9,728	4,684	42,851	1,158
F433	Building completion and finishing	1,266	10	-	30
F439	Other specialized construction activities	546	-	5,773	-
	<b>National Capital Region</b>	<b>13,153</b>	<b>9,540</b>	<b>7,322</b>	<b>2,821</b>
F410	Construction of buildings	6,468	8,186	363	742
F421	Construction of roads and railways	1,599	131	2,446	-
F422	Construction of utility projects	-	-	-	-
F429	Construction of other civil engineering projects	2,598	301	147	921
F431	Demolition and site preparation	-	-	-	-
F432	Electrical, plumbing and other construction installation activities	1,290	921	4,365	1,158
F433	Building completion and finishing	1,197	-	-	-
F439	Other specialized construction activities	-	-	-	-
	<b>Cordillera Administrative Region</b>	<b>3,716</b>	<b>173</b>	<b>123,470</b>	<b>223</b>
F410	Construction of buildings	-	-	-	-
F421	Construction of roads and railways	3,716	173	123,470	223
F429	Construction of other civil engineering projects	S	S	S	S
F432	Electrical, plumbing and other construction installation activities	S	S	S	S
F439	Other specialized construction activities	S	S	S	S
	<b>I - Ilocos Region</b>	<b>2,198</b>	<b>-</b>	<b>66,658</b>	<b>-</b>
F410	Construction of buildings	2,198	-	66,658	-
F421	Construction of roads and railways	-	-	-	-

**Table 8.2** Number of Establishments and Losses and Damages to Tangible Fixed Assets by Type for Construction Establishments by Region and Industry Group: Philippines, 2018

(Values are in thousand PhP, except number of establishments. Details may not add-up to total due to rounding and/or statistical disclosure control.)

Continued

2009 PSIC Code	Region/Industry Description	Losses and Damages to Tangible Fixed Assets			
		Transport Equipment	ICT Machinery and Equipment	Specialized Industrial Machineries	General Industrial Machinery and Equipment
		(5)	(6)	(7)	(8)
F422	Construction of utility projects	S	S	S	S
F432	Electrical, plumbing and other construction installation activities	-	-	-	-
F433	Building completion and finishing	S	S	S	S
F439	Other specialized construction activities	S	S	S	S
	<b>II - Cagayan Valley</b>	<b>3,197</b>	-	-	-
F410	Construction of buildings	-	-	-	-
F421	Construction of roads and railways	3,197	-	-	-
F422	Construction of utility projects	S	S	S	S
F429	Construction of other civil engineering projects	S	S	S	S
F432	Electrical, plumbing and other construction installation activities	S	S	S	S
	<b>III - Central Luzon</b>	<b>1,987</b>	-	<b>29,004</b>	<b>2,574</b>
F410	Construction of buildings	1,725	-	-	2,574
F421	Construction of roads and railways	262	-	29,004	-
F422	Construction of utility projects	-	-	-	-
F429	Construction of other civil engineering projects	-	-	-	-
F431	Demolition and site preparation	-	-	-	-
F432	Electrical, plumbing and other construction installation activities	-	-	-	-
F433	Building completion and finishing	-	-	-	-
F439	Other specialized construction activities	-	-	-	-
	<b>IVA - CALABARZON</b>	<b>13,567</b>	<b>3,850</b>	<b>50,336</b>	<b>15</b>
F410	Construction of buildings	4,582	87	11,675	15
F421	Construction of roads and railways	-	-	-	-
F422	Construction of utility projects	-	-	-	-
F429	Construction of other civil engineering projects	-	-	-	-
F432	Electrical, plumbing and other construction installation activities	8,439	3,763	38,486	-
F433	Building completion and finishing	-	-	-	-
F439	Other specialized construction activities	546	-	176	-

**Table 8.2** Number of Establishments and Losses and Damages to Tangible Fixed Assets by Type for Construction Establishments by Region and Industry Group: Philippines, 2018*(Values are in thousand PhP, except number of establishments. Details may not add-up to total due to rounding and/or statistical disclosure control.)**Continued*

2009 PSIC Code	Region/Industry Description	Losses and Damages to Tangible Fixed Assets			
		Transport Equipment	ICT Machinery and Equipment	Specialized Industrial Machineries	General Industrial Machinery and Equipment
		(5)	(6)	(7)	(8)
	<b>MIMAROPA</b>	<b>20</b>	<b>10</b>	<b>-</b>	<b>30</b>
F410	Construction of buildings	-	-	-	-
F421	Construction of roads and railways	-	-	-	-
F422	Construction of utility projects	S	S	S	S
F433	Building completion and finishing	S	S	S	S
	<b>V - Bicol Region</b>	<b>11,786</b>	<b>-</b>	<b>36,287</b>	<b>1,024</b>
F410	Construction of buildings	-	-	-	-
F421	Construction of roads and railways	-	-	-	-
F422	Construction of utility projects	11,786	-	36,287	1,024
F429	Construction of other civil engineering projects	-	-	-	-
F432	Electrical, plumbing and other construction installation activities	-	-	-	-
	<b>VI - Western Visayas</b>	<b>1,057</b>	<b>-</b>	<b>5,597</b>	<b>585</b>
F410	Construction of buildings	-	-	-	-
F421	Construction of roads and railways	145	-	-	-
F422	Construction of utility projects	S	S	S	S
F429	Construction of other civil engineering projects	912	-	-	585
F432	Electrical, plumbing and other construction installation activities	-	-	-	-
F439	Other specialized construction activities	S	S	S	S
	<b>VII - Central Visayas</b>	<b>25,197</b>	<b>-</b>	<b>47,313</b>	<b>37,524</b>
F410	Construction of buildings	25,197	-	47,313	37,524
F421	Construction of roads and railways	-	-	-	-
F422	Construction of utility projects	-	-	-	-
F429	Construction of other civil engineering projects	-	-	-	-
F432	Electrical, plumbing and other construction installation activities	-	-	-	-
F433	Building completion and finishing	-	-	-	-
F439	Other specialized construction activities	-	-	-	-

**Table 8.2** Number of Establishments and Losses and Damages to Tangible Fixed Assets by Type for Construction Establishments by Region and Industry Group: Philippines, 2018

(Values are in thousand PhP, except number of establishments. Details may not add-up to total due to rounding and/or statistical disclosure control.)

Continued

2009 PSIC Code	Region/Industry Description	Losses and Damages to Tangible Fixed Assets			
		Transport Equipment	ICT Machinery and Equipment	Specialized Industrial Machineries	General Industrial Machinery and Equipment
		(5)	(6)	(7)	(8)
	<b>VIII - Eastern Visayas</b>	-	-	-	-
F410	Construction of buildings	-	-	-	-
F421	Construction of roads and railways	-	-	-	-
F422	Construction of utility projects	-	-	-	-
F429	Construction of other civil engineering projects	-	-	-	-
	<b>IX - Zamboanga Peninsula</b>	-	-	-	-
F410	Construction of buildings	-	-	-	-
F421	Construction of roads and railways	-	-	-	-
F429	Construction of other civil engineering projects	S	S	S	S
F432	Electrical, plumbing and other construction installation activities	-	-	-	-
F439	Other specialized construction activities	S	S	S	S
	<b>X - Northern Mindanao</b>	<b>48</b>	-	-	-
F410	Construction of buildings	-	-	-	-
F421	Construction of roads and railways	-	-	-	-
F422	Construction of utility projects	-	-	-	-
F429	Construction of other civil engineering projects	-	-	-	-
F432	Electrical, plumbing and other construction installation activities	-	-	-	-
F433	Building completion and finishing	S	S	S	S
F439	Other specialized construction activities	S	S	S	S
	<b>XI - Davao Region</b>	-	-	-	-
F410	Construction of buildings	-	-	-	-
F421	Construction of roads and railways	-	-	-	-
F422	Construction of utility projects	-	-	-	-
F429	Construction of other civil engineering projects	-	-	-	-
F432	Electrical, plumbing and other construction installation activities	-	-	-	-
F439	Other specialized construction activities	-	-	-	-



**Table 8.2** Number of Establishments and Losses and Damages to Tangible Fixed Assets by Type for Construction Establishments by Region and Industry Group: Philippines, 2018*(Values are in thousand PhP, except number of establishments. Details may not add-up to total due to rounding and/or statistical disclosure control.)**Continued*

2009 PSIC Code	Region/Industry Description	Losses and Damages to Tangible Fixed Assets			
		Transport Equipment	ICT Machinery and Equipment	Specialized Industrial Machineries	General Industrial Machinery and Equipment
		(5)	(6)	(7)	(8)
	<b>XII - SOCCSKSARGEN</b>	-	-	-	-
F410	Construction of buildings	-	-	-	-
F421	Construction of roads and railways	-	-	-	-
F422	Construction of utility projects	S	S	S	S
F429	Construction of other civil engineering projects	-	-	-	-
F432	Electrical, plumbing and other construction installation activities	-	-	-	-
F439	Other specialized construction activities	S	S	S	S
	<b>XIII - Caraga</b>	-	-	-	-
F410	Construction of buildings	S	S	S	S
F421	Construction of roads and railways	-	-	-	-
F429	Construction of other civil engineering projects	S	S	S	S
F439	Other specialized construction activities	-	-	-	-
	<b>Autonomous Region in Muslim Mindanao</b>	<b>S</b>	<b>S</b>	<b>S</b>	<b>S</b>
F421	Construction of roads and railways	S	S	S	S

**Table 8.2** Number of Establishments and Losses and Damages to Tangible Fixed Assets by Type for Construction Establishments by Region and Industry Group: Philippines, 2018*(Values are in thousand PhP, except number of establishments. Details may not add-up to total due to rounding and/or statistical disclosure control.)**Continued*

2009 PSIC Code	Region/Industry Description	Losses and Damages to Tangible Fixed Assets		
		Other Machinery and Equipment	Valuables	Other Tangible Fixed Assets
		(9)	(10)	(11)
	<b>Philippines</b>	<b>39,388</b>	<b>419</b>	<b>1,865</b>
F410	Construction of buildings	373	419	669
F421	Construction of roads and railways	-	-	602
F422	Construction of utility projects	39,015	-	480
F429	Construction of other civil engineering projects	-	-	35
F431	Demolition and site preparation	-	-	-
F432	Electrical, plumbing and other construction installation activities	-	-	40
F433	Building completion and finishing	-	-	15
F439	Other specialized construction activities	-	-	24
	<b>National Capital Region</b>	<b>39,015</b>	<b>-</b>	<b>521</b>
F410	Construction of buildings	-	-	473
F421	Construction of roads and railways	-	-	-
F422	Construction of utility projects	39,015	-	-
F429	Construction of other civil engineering projects	-	-	9
F431	Demolition and site preparation	-	-	-
F432	Electrical, plumbing and other construction installation activities	-	-	40
F433	Building completion and finishing	-	-	-
F439	Other specialized construction activities	-	-	-
	<b>Cordillera Administrative Region</b>	<b>-</b>	<b>-</b>	<b>-</b>
F410	Construction of buildings	-	-	-
F421	Construction of roads and railways	-	-	-
F429	Construction of other civil engineering projects	S	S	S
F432	Electrical, plumbing and other construction installation activities	S	S	S
F439	Other specialized construction activities	S	S	S
	<b>I - Ilocos Region</b>	<b>-</b>	<b>-</b>	<b>-</b>
F410	Construction of buildings	-	-	-
F421	Construction of roads and railways	-	-	-

**Table 8.2** Number of Establishments and Losses and Damages to Tangible Fixed Assets by Type for Construction Establishments by Region and Industry Group: Philippines, 2018

(Values are in thousand PhP, except number of establishments. Details may not add-up to total due to rounding and/or statistical disclosure control.)

Continued

2009 PSIC Code	Region/Industry Description	Losses and Damages to Tangible Fixed Assets		
		Other Machinery and Equipment	Valuables	Other Tangible Fixed Assets
		(9)	(10)	(11)
F422	Construction of utility projects	S	S	S
F432	Electrical, plumbing and other construction installation activities	-	-	-
F433	Building completion and finishing	S	S	S
F439	Other specialized construction activities	S	S	S
<b>II - Cagayan Valley</b>		-	-	-
F410	Construction of buildings	-	-	-
F421	Construction of roads and railways	-	-	-
F422	Construction of utility projects	S	S	S
F429	Construction of other civil engineering projects	S	S	S
F432	Electrical, plumbing and other construction installation activities	S	S	S
<b>III - Central Luzon</b>		-	-	<b>677</b>
F410	Construction of buildings	-	-	75
F421	Construction of roads and railways	-	-	602
F422	Construction of utility projects	-	-	-
F429	Construction of other civil engineering projects	-	-	-
F431	Demolition and site preparation	-	-	-
F432	Electrical, plumbing and other construction installation activities	-	-	-
F433	Building completion and finishing	-	-	-
F439	Other specialized construction activities	-	-	-
<b>IVA - CALABARZON</b>		-	-	<b>88</b>
F410	Construction of buildings	-	-	82
F421	Construction of roads and railways	-	-	-
F422	Construction of utility projects	-	-	-
F429	Construction of other civil engineering projects	-	-	-
F432	Electrical, plumbing and other construction installation activities	-	-	-
F433	Building completion and finishing	-	-	-
F439	Other specialized construction activities	-	-	5

**Table 8.2** Number of Establishments and Losses and Damages to Tangible Fixed Assets by Type for Construction Establishments by Region and Industry Group: Philippines, 2018

(Values are in thousand PhP, except number of establishments. Details may not add-up to total due to rounding and/or statistical disclosure control.)

Continued

2009 PSIC Code	Region/Industry Description	Losses and Damages to Tangible Fixed Assets		
		Other Machinery and Equipment	Valuables	Other Tangible Fixed Assets
		(9)	(10)	(11)
	<b>MIMAROPA</b>	-	-	<b>15</b>
F410	Construction of buildings	-	-	-
F421	Construction of roads and railways	-	-	-
F422	Construction of utility projects	S	S	S
F433	Building completion and finishing	S	S	S
	<b>V - Bicol Region</b>	-	-	<b>480</b>
F410	Construction of buildings	-	-	-
F421	Construction of roads and railways	-	-	-
F422	Construction of utility projects	-	-	480
F429	Construction of other civil engineering projects	-	-	-
F432	Electrical, plumbing and other construction installation activities	-	-	-
	<b>VI - Western Visayas</b>	-	-	<b>45</b>
F410	Construction of buildings	-	-	-
F421	Construction of roads and railways	-	-	-
F422	Construction of utility projects	S	S	S
F429	Construction of other civil engineering projects	-	-	26
F432	Electrical, plumbing and other construction installation activities	-	-	-
F439	Other specialized construction activities	S	S	S
	<b>VII - Central Visayas</b>	<b>373</b>	<b>419</b>	<b>39</b>
F410	Construction of buildings	373	419	39
F421	Construction of roads and railways	-	-	-
F422	Construction of utility projects	-	-	-
F429	Construction of other civil engineering projects	-	-	-
F432	Electrical, plumbing and other construction installation activities	-	-	-
F433	Building completion and finishing	-	-	-
F439	Other specialized construction activities	-	-	-

**Table 8.2** Number of Establishments and Losses and Damages to Tangible Fixed Assets by Type for Construction Establishments by Region and Industry Group: Philippines, 2018*(Values are in thousand PhP, except number of establishments. Details may not add-up to total due to rounding and/or statistical disclosure control.)**Continued*

2009 PSIC Code	Region/Industry Description	Losses and Damages to Tangible Fixed Assets		
		Other Machinery and Equipment	Valuables	Other Tangible Fixed Assets
		(9)	(10)	(11)
	<b>VIII - Eastern Visayas</b>	-	-	-
F410	Construction of buildings	-	-	-
F421	Construction of roads and railways	-	-	-
F422	Construction of utility projects	-	-	-
F429	Construction of other civil engineering projects	-	-	-
	<b>IX - Zamboanga Peninsula</b>	-	-	-
F410	Construction of buildings	-	-	-
F421	Construction of roads and railways	-	-	-
F429	Construction of other civil engineering projects	S	S	S
F432	Electrical, plumbing and other construction installation activities	-	-	-
F439	Other specialized construction activities	S	S	S
	<b>X - Northern Mindanao</b>	-	-	-
F410	Construction of buildings	-	-	-
F421	Construction of roads and railways	-	-	-
F422	Construction of utility projects	-	-	-
F429	Construction of other civil engineering projects	-	-	-
F432	Electrical, plumbing and other construction installation activities	-	-	-
F433	Building completion and finishing	S	S	S
F439	Other specialized construction activities	S	S	S
	<b>XI - Davao Region</b>	-	-	-
F410	Construction of buildings	-	-	-
F421	Construction of roads and railways	-	-	-
F422	Construction of utility projects	-	-	-
F429	Construction of other civil engineering projects	-	-	-
F432	Electrical, plumbing and other construction installation activities	-	-	-
F439	Other specialized construction activities	-	-	-

**Table 8.2** Number of Establishments and Losses and Damages to Tangible Fixed Assets by Type for Construction Establishments by Region and Industry Group: Philippines, 2018

(Values are in thousand PhP, except number of establishments. Details may not add-up to total due to rounding and/or statistical disclosure control.)

Concluded

2009 PSIC Code	Region/Industry Description	Losses and Damages to Tangible Fixed Assets		
		Other Machinery and Equipment	Valuables	Other Tangible Fixed Assets
		(9)	(10)	(11)
	<b>XII - SOCCSKSARGEN</b>	-	-	-
F410	Construction of buildings	-	-	-
F421	Construction of roads and railways	-	-	-
F422	Construction of utility projects	S	S	S
F429	Construction of other civil engineering projects	-	-	-
F432	Electrical, plumbing and other construction installation activities	-	-	-
F439	Other specialized construction activities	S	S	S
	<b>XIII - Caraga</b>	-	-	-
F410	Construction of buildings	S	S	S
F421	Construction of roads and railways	-	-	-
F429	Construction of other civil engineering projects	S	S	S
F439	Other specialized construction activities	-	-	-
	<b>Autonomous Region in Muslim Mindanao</b>	<b>S</b>	<b>S</b>	<b>S</b>
F421	Construction of roads and railways	S	S	S

Notes: 1. "-" – zero value

2. S - suppressed

Source: Philippine Statistics Authority, 2018 Census of Philippine Business and Industry

**Table 9** Number of Establishments and Book Value of Tangible Fixed Assets by Type for Construction Establishments by Region and Industry Group: Philippines, 2018*(Values are in thousand PhP, except number of establishments. Details may not add-up to total due to rounding and/or statistical disclosure control.)*

2009 PSIC Code	Region/Industry Description	Number of Establishments	Book Value of Tangible Fixed Assets as of 31 December 2018		
			Total	Land	Buildings, Other Structures and Land Improvements
		(1)	(2)	(3)	(4)
	<b>Philippines</b>	<b>2,487</b>	<b>153,396,730</b>	<b>28,541,168</b>	<b>20,367,534</b>
F410	Construction of buildings	1,115	55,449,982	15,704,933	8,072,579
F421	Construction of roads and railways	374	55,810,760	6,344,478	5,117,915
F422	Construction of utility projects	125	13,634,206	3,430,164	4,311,060
F429	Construction of other civil engineering projects	163	12,268,018	1,142,395	477,119
F431	Demolition and site preparation	13	1,908,937	19,152	19,720
F432	Electrical, plumbing and other construction installation activities	467	10,561,235	1,321,726	1,689,910
F433	Building completion and finishing	96	1,280,182	365,013	229,013
F439	Other specialized construction activities	134	2,483,411	213,307	450,217
	<b>National Capital Region</b>	<b>949</b>	<b>78,087,924</b>	<b>16,731,728</b>	<b>9,310,172</b>
F410	Construction of buildings	380	33,921,126	12,612,102	4,801,061
F421	Construction of roads and railways	92	21,439,636	1,988,909	2,445,020
F422	Construction of utility projects	58	2,104,080	209,463	308,011
F429	Construction of other civil engineering projects	61	8,293,051	631,726	149,024
F431	Demolition and site preparation	10	1,856,236	9,374	13,684
F432	Electrical, plumbing and other construction installation activities	234	8,002,494	845,958	1,129,577
F433	Building completion and finishing	63	934,490	301,838	133,631
F439	Other specialized construction activities	50	1,536,811	132,358	330,163
	<b>Cordillera Administrative Region</b>	<b>41</b>	<b>3,216,433</b>	<b>292,649</b>	<b>88,157</b>
F410	Construction of buildings	17	547,486	210,981	40,470
F421	Construction of roads and railways	20	2,602,539	78,201	35,815
F429	Construction of other civil engineering projects	S	S	S	S
F432	Electrical, plumbing and other construction installation activities	S	S	S	S
F439	Other specialized construction activities	S	S	S	S
	<b>I - Ilocos Region</b>	<b>83</b>	<b>1,601,405</b>	<b>158,853</b>	<b>105,206</b>
F410	Construction of buildings	55	806,508	77,384	70,970

*Continued*

**Table 9** Number of Establishments and Book Value of Tangible Fixed Assets by Type for Construction Establishments by Region and Industry Group: Philippines, 2018

(Values are in thousand PhP, except number of establishments. Details may not add-up to total due to rounding and/or statistical disclosure control.)

Continued

Continued

2009 PSIC Code	Region/Industry Description	Number of Establishments	Book Value of Tangible Fixed Assets as of 31 December 2018		
			Total	Land	Buildings, Other Structures and Land Improvements
		(1)	(2)	(3)	(4)
F421	Construction of roads and railways	14	554,704	49,085	24,390
F422	Construction of utility projects	S	S	S	S
F432	Electrical, plumbing and other construction installation activities	10	57,296	1,830	-
F433	Building completion and finishing	S	S	S	S
F439	Other specialized construction activities	S	S	S	S
	<b>II - Cagayan Valley</b>	<b>13</b>	<b>1,480,340</b>	<b>349,188</b>	<b>128,351</b>
F410	Construction of buildings	5	673,101	15,424	74,098
F421	Construction of roads and railways	5	361,146	43,277	20,692
F422	Construction of utility projects	S	S	S	S
F429	Construction of other civil engineering projects	S	S	S	S
F432	Electrical, plumbing and other construction installation activities	S	S	S	S
	<b>III - Central Luzon</b>	<b>212</b>	<b>11,602,236</b>	<b>1,608,456</b>	<b>2,263,649</b>
F410	Construction of buildings	118	5,828,502	822,012	1,219,532
F421	Construction of roads and railways	33	4,588,656	655,846	588,323
F422	Construction of utility projects	13	279,579	7,932	200,817
F429	Construction of other civil engineering projects	12	89,986	23,616	28,725
F431	Demolition and site preparation	3	52,700	9,778	6,036
F432	Electrical, plumbing and other construction installation activities	15	486,160	70,105	115,416
F433	Building completion and finishing	3	209,327	11,603	84,359
F439	Other specialized construction activities	15	67,325	7,563	20,440
	<b>IVA - CALABARZON</b>	<b>296</b>	<b>16,589,294</b>	<b>3,924,781</b>	<b>5,127,314</b>
F410	Construction of buildings	132	2,980,770	574,072	821,152
F421	Construction of roads and railways	21	1,715,710	93,719	228,073
F422	Construction of utility projects	18	9,787,794	2,831,113	3,629,054
F429	Construction of other civil engineering projects	11	298,595	51,697	55,000
F432	Electrical, plumbing and other construction installation activities	74	1,422,664	271,428	335,183
F433	Building completion and finishing	10	69,169	39,374	1,544
F439	Other specialized construction activities	30	314,592	63,378	57,309



**Table 9** Number of Establishments and Book Value of Tangible Fixed Assets by Type for Construction Establishments by Region and Industry Group: Philippines, 2018

(Values are in thousand PhP, except number of establishments. Details may not add-up to total due to rounding and/or statistical disclosure control.)

Continued

Continued

2009 PSIC Code	Region/Industry Description	Number of Establishments	Book Value of Tangible Fixed Assets as of 31 December 2018		
			Total	Land	Buildings, Other Structures and Land Improvements
		(1)	(2)	(3)	(4)
	<b>MIMAROPA</b>	<b>27</b>	<b>1,209,936</b>	<b>180,284</b>	<b>114,066</b>
F410	Construction of buildings	17	225,472	11,380	22,470
F421	Construction of roads and railways	8	975,954	168,904	91,596
F422	Construction of utility projects	S	S	S	S
F433	Building completion and finishing	S	S	S	S
	<b>V - Bicol Region</b>	<b>79</b>	<b>3,137,593</b>	<b>125,392</b>	<b>359,142</b>
F410	Construction of buildings	26	434,944	31,893	29,268
F421	Construction of roads and railways	20	981,612	52,154	214,730
F422	Construction of utility projects	5	111,344	6,500	21,021
F429	Construction of other civil engineering projects	12	1,603,978	34,846	94,123
F432	Electrical, plumbing and other construction installation activities	17	5,714	-	-
	<b>VI - Western Visayas</b>	<b>101</b>	<b>2,274,850</b>	<b>312,114</b>	<b>300,408</b>
F410	Construction of buildings	45	802,301	125,314	33,058
F421	Construction of roads and railways	24	1,218,611	167,234	220,173
F422	Construction of utility projects	S	S	S	S
F429	Construction of other civil engineering projects	18	124,633	7,996	22,050
F432	Electrical, plumbing and other construction installation activities	8	24,110	2,870	16,903
F439	Other specialized construction activities	S	S	S	S
	<b>VII - Central Visayas</b>	<b>231</b>	<b>9,061,466</b>	<b>1,371,024</b>	<b>720,121</b>
F410	Construction of buildings	132	3,619,069	200,884	369,431
F421	Construction of roads and railways	18	4,045,348	807,516	197,848
F422	Construction of utility projects	10	953,860	310,298	111,041
F429	Construction of other civil engineering projects	12	223,116	1,035	8,130
F432	Electrical, plumbing and other construction installation activities	38	114,821	51,291	30,772
F433	Building completion and finishing	12	38,364	-	2,900
F439	Other specialized construction activities	9	66,889	-	-

**Table 9** Number of Establishments and Book Value of Tangible Fixed Assets by Type for Construction Establishments by Region and Industry Group: Philippines, 2018

(Values are in thousand PhP, except number of establishments. Details may not add-up to total due to rounding and/or statistical disclosure control.)

Continued

2009 PSIC Code	Region/Industry Description	Number of Establishments	Book Value of Tangible Fixed Assets as of 31 December 2018		
			Total	Land	Buildings, Other Structures and Land Improvements
		(1)	(2)	(3)	(4)
	<b>VIII - Eastern Visayas</b>	<b>68</b>	<b>5,994,635</b>	<b>1,358,111</b>	<b>340,334</b>
F410	Construction of buildings	31	1,537,045	195,647	163,646
F421	Construction of roads and railways	31	4,381,254	1,145,306	145,070
F422	Construction of utility projects	3	15,346	9,683	2,570
F429	Construction of other civil engineering projects	3	60,990	7,475	29,048
	<b>IX - Zamboanga Peninsula</b>	<b>67</b>	<b>1,702,537</b>	<b>229,758</b>	<b>234,204</b>
F410	Construction of buildings	43	982,572	189,863	158,487
F421	Construction of roads and railways	5	371,670	5,434	25,361
F429	Construction of other civil engineering projects	S	S	S	S
F432	Electrical, plumbing and other construction installation activities	10	179,483	18,206	25,583
F439	Other specialized construction activities	S	S	S	S
	<b>X - Northern Mindanao</b>	<b>99</b>	<b>7,435,063</b>	<b>748,738</b>	<b>518,230</b>
F410	Construction of buildings	34	721,504	213,443	68,687
F421	Construction of roads and railways	23	5,864,168	469,095	407,942
F422	Construction of utility projects	6	49,368	5,716	8,921
F429	Construction of other civil engineering projects	10	676,855	17,559	6,903
F432	Electrical, plumbing and other construction installation activities	18	91,624	31,924	19,608
F433	Building completion and finishing	S	S	S	S
F439	Other specialized construction activities	S	S	S	S
	<b>XI - Davao Region</b>	<b>140</b>	<b>5,490,034</b>	<b>605,833</b>	<b>486,100</b>
F410	Construction of buildings	53	1,178,579	213,408	127,808
F421	Construction of roads and railways	26	3,805,788	308,089	301,210
F422	Construction of utility projects	6	48,806	7,534	7,354
F429	Construction of other civil engineering projects	12	216,852	49,194	27,235
F432	Electrical, plumbing and other construction installation activities	35	143,797	25,485	16,368
F439	Other specialized construction activities	9	96,211	2,125	6,126

**Table 9** Number of Establishments and Book Value of Tangible Fixed Assets by Type for Construction Establishments by Region and Industry Group: Philippines, 2018

(Values are in thousand PhP, except number of establishments. Details may not add-up to total due to rounding and/or statistical disclosure control.)

Continued

2009 PSIC Code	Region/Industry Description	Number of Establishments	Book Value of Tangible Fixed Assets as of 31 December 2018		
			Total	Land	Buildings, Other Structures and Land Improvements
			(1)	(2)	(3)
	<b>XII - SOCCSKSARGEN</b>	<b>48</b>	<b>1,429,837</b>	<b>284,956</b>	<b>160,947</b>
F410	Construction of buildings	22	911,359	199,616	65,847
F421	Construction of roads and railways	14	405,737	64,458	70,988
F422	Construction of utility projects	S	S	S	S
F429	Construction of other civil engineering projects	3	67,368	17,883	19,074
F432	Electrical, plumbing and other construction installation activities	6	13,802	-	-
F439	Other specialized construction activities	S	S	S	S
	<b>XIII - Caraga</b>	<b>31</b>	<b>3,083,149</b>	<b>259,303</b>	<b>111,133</b>
F410	Construction of buildings	S	S	S	S
F421	Construction of roads and railways	18	2,498,228	247,250	100,685
F429	Construction of other civil engineering projects	S	S	S	S
F439	Other specialized construction activities	7	219,278	241	145
	<b>Autonomous Region in Muslim Mindanao</b>	<b>S</b>	<b>S</b>	<b>S</b>	<b>S</b>
F421	Construction of roads and railways	S	S	S	S

**Table 9** Number of Establishments and Book Value of Tangible Fixed Assets by Type for Construction Establishments by Region and Industry Group: Philippines, 2018

(Values are in thousand PhP, except number of establishments. Details may not add-up to total due to rounding and/or statistical disclosure control.)

Continued

2009 PSIC Code	Region/Industry Description	Book Value of Tangible Fixed Assets as of 31 December 2018			
		Transport Equipment	ICT Machinery and Equipment	Specialized Industrial Machineries	General Industrial Machinery and Equipment
		(5)	(6)	(7)	(8)
	<b>Philippines</b>	<b>22,770,586</b>	<b>6,579,702</b>	<b>55,516,156</b>	<b>14,965,954</b>
F410	Construction of buildings	6,203,724	1,482,966	19,569,683	2,053,928
F421	Construction of roads and railways	9,627,814	1,602,951	27,505,679	4,386,033
F422	Construction of utility projects	726,838	155,481	1,187,869	3,512,274
F429	Construction of other civil engineering projects	1,557,979	2,715,830	4,565,277	1,632,909
F431	Demolition and site preparation	1,278,398	90,811	345,396	131,824
F432	Electrical, plumbing and other construction installation activities	2,361,003	381,710	1,601,779	2,824,480
F433	Building completion and finishing	206,063	69,554	188,750	142,471
F439	Other specialized construction activities	808,768	80,399	551,723	282,036
	<b>National Capital Region</b>	<b>9,114,307</b>	<b>4,921,551</b>	<b>27,723,906</b>	<b>7,243,815</b>
F410	Construction of buildings	1,972,979	628,443	11,457,968	733,033
F421	Construction of roads and railways	2,548,428	1,029,974	11,105,448	1,723,075
F422	Construction of utility projects	399,620	95,854	664,475	300,508
F429	Construction of other civil engineering projects	520,351	2,661,909	2,900,165	1,330,813
F431	Demolition and site preparation	1,266,861	90,287	320,973	131,623
F432	Electrical, plumbing and other construction installation activities	1,696,393	303,601	1,004,997	2,686,138
F433	Building completion and finishing	144,888	48,155	142,764	107,312
F439	Other specialized construction activities	564,787	63,328	127,115	231,314
	<b>Cordillera Administrative Region</b>	<b>658,327</b>	<b>25,244</b>	<b>1,834,752</b>	<b>290,329</b>
F410	Construction of buildings	81,158	2,151	178,810	18,533
F421	Construction of roads and railways	561,241	21,283	1,623,996	270,945
F429	Construction of other civil engineering projects	S	S	S	S
F432	Electrical, plumbing and other construction installation activities	S	S	S	S
F439	Other specialized construction activities	S	S	S	S
	<b>I - Ilocos Region</b>	<b>486,469</b>	<b>12,636</b>	<b>755,524</b>	<b>58,882</b>
F410	Construction of buildings	128,126	6,425	477,350	35,426
F421	Construction of roads and railways	238,409	143	234,109	4,654

**Table 9** Number of Establishments and Book Value of Tangible Fixed Assets by Type for Construction Establishments by Region and Industry Group: Philippines, 2018

(Values are in thousand PhP, except number of establishments. Details may not add-up to total due to rounding and/or statistical disclosure control.)

Continued

2009 PSIC Code	Region/Industry Description	Book Value of Tangible Fixed Assets as of 31 December 2018			
		Transport Equipment	ICT Machinery and Equipment	Specialized Industrial Machineries	General Industrial Machinery and Equipment
		(5)	(6)	(7)	(8)
F422	Construction of utility projects	S	S	S	S
F432	Electrical, plumbing and other construction installation activities	29,832	-	10,688	10,363
F433	Building completion and finishing	S	S	S	S
F439	Other specialized construction activities	S	S	S	S
	<b>II - Cagayan Valley</b>	<b>209,141</b>	<b>33,262</b>	<b>744,829</b>	<b>9,711</b>
F410	Construction of buildings	116,333	13,548	442,992	8,213
F421	Construction of roads and railways	82,476	19,614	191,471	419
F422	Construction of utility projects	S	S	S	S
F429	Construction of other civil engineering projects	S	S	S	S
F432	Electrical, plumbing and other construction installation activities	S	S	S	S
	<b>III - Central Luzon</b>	<b>2,665,758</b>	<b>381,185</b>	<b>3,418,492</b>	<b>777,091</b>
F410	Construction of buildings	944,423	265,324	1,859,658	378,965
F421	Construction of roads and railways	1,469,090	54,160	1,425,394	281,341
F422	Construction of utility projects	33,881	3,893	11,656	18,877
F429	Construction of other civil engineering projects	8,429	8,525	5,995	7,265
F431	Demolition and site preparation	11,537	524	24,423	201
F432	Electrical, plumbing and other construction installation activities	150,114	22,415	68,020	57,010
F433	Building completion and finishing	36,311	16,549	18,195	21,348
F439	Other specialized construction activities	11,972	9,794	5,151	12,084
	<b>IVA - CALABARZON</b>	<b>1,511,307</b>	<b>147,583</b>	<b>2,126,763</b>	<b>3,524,937</b>
F410	Construction of buildings	622,631	65,790	708,334	110,600
F421	Construction of roads and railways	305,004	7,992	933,606	125,694
F422	Construction of utility projects	37,416	22,449	21,236	3,156,486
F429	Construction of other civil engineering projects	75,681	1,925	49,421	59,142
F432	Electrical, plumbing and other construction installation activities	334,072	45,304	367,580	44,873
F433	Building completion and finishing	12,177	2,109	1,873	11,691
F439	Other specialized construction activities	124,327	2,014	44,714	16,450

**Table 9** Number of Establishments and Book Value of Tangible Fixed Assets by Type for Construction Establishments by Region and Industry Group: Philippines, 2018

(Values are in thousand PhP, except number of establishments. Details may not add-up to total due to rounding and/or statistical disclosure control.)

Continued

2009 PSIC Code	Region/Industry Description	Book Value of Tangible Fixed Assets as of 31 December 2018			
		Transport Equipment	ICT Machinery and Equipment	Specialized Industrial Machineries	General Industrial Machinery and Equipment
		(5)	(6)	(7)	(8)
	<b>MIMAROPA</b>	<b>304,823</b>	<b>30,227</b>	<b>433,379</b>	<b>109,959</b>
F410	Construction of buildings	148,020	188	41,379	1,392
F421	Construction of roads and railways	156,363	29,949	384,506	108,437
F422	Construction of utility projects	S	S	S	S
F433	Building completion and finishing	S	S	S	S
	<b>V - Bicol Region</b>	<b>369,698</b>	<b>10,964</b>	<b>1,972,161</b>	<b>205,551</b>
F410	Construction of buildings	108,549	9,387	168,439	45,861
F421	Construction of roads and railways	97,728	751	606,232	4,909
F422	Construction of utility projects	11,393	-	68,408	3,872
F429	Construction of other civil engineering projects	147,032	690	1,128,983	150,820
F432	Electrical, plumbing and other construction installation activities	4,996	137	100	89
	<b>VI - Western Visayas</b>	<b>385,482</b>	<b>253,467</b>	<b>700,821</b>	<b>288,064</b>
F410	Construction of buildings	191,016	204,063	184,198	49,972
F421	Construction of roads and railways	129,517	31,636	450,450	206,181
F422	Construction of utility projects	S	S	S	S
F429	Construction of other civil engineering projects	12,022	7,950	38,754	30,362
F432	Electrical, plumbing and other construction installation activities	4,207	29	81	-
F439	Other specialized construction activities	S	S	S	S
	<b>VII - Central Visayas</b>	<b>1,169,882</b>	<b>112,312</b>	<b>4,954,403</b>	<b>566,970</b>
F410	Construction of buildings	618,352	56,082	2,139,680	183,243
F421	Construction of roads and railways	333,222	31,944	2,306,061	339,590
F422	Construction of utility projects	81,336	15,457	353,644	1,961
F429	Construction of other civil engineering projects	50,231	2,024	122,171	37,384
F432	Electrical, plumbing and other construction installation activities	21,298	2,298	5,726	1,001
F433	Building completion and finishing	7,408	2,337	23,318	1,372
F439	Other specialized construction activities	58,035	2,170	3,803	2,420

**Table 9** Number of Establishments and Book Value of Tangible Fixed Assets by Type for Construction Establishments by Region and Industry Group: Philippines, 2018

(Values are in thousand PhP, except number of establishments. Details may not add-up to total due to rounding and/or statistical disclosure control.)

Continued

2009 PSIC Code	Region/Industry Description	Book Value of Tangible Fixed Assets as of 31 December 2018			
		Transport Equipment	ICT Machinery and Equipment	Specialized Industrial Machineries	General Industrial Machinery and Equipment
		(5)	(6)	(7)	(8)
	<b>VIII - Eastern Visayas</b>	<b>1,918,868</b>	<b>168,308</b>	<b>1,219,679</b>	<b>813,745</b>
F410	Construction of buildings	394,710	138,090	418,975	189,407
F421	Construction of roads and railways	1,513,001	16,410	799,728	623,875
F422	Construction of utility projects	2,767	-	-	326
F429	Construction of other civil engineering projects	8,390	13,808	977	138
	<b>IX - Zamboanga Peninsula</b>	<b>394,765</b>	<b>13,000</b>	<b>730,284</b>	<b>65,891</b>
F410	Construction of buildings	251,169	4,645	318,841	45,211
F421	Construction of roads and railways	88,176	5,102	219,699	11,774
F429	Construction of other civil engineering projects	S	S	S	S
F432	Electrical, plumbing and other construction installation activities	30,744	240	100,000	4,510
F439	Other specialized construction activities	S	S	S	S
	<b>X - Northern Mindanao</b>	<b>2,209,067</b>	<b>364,228</b>	<b>2,895,844</b>	<b>470,177</b>
F410	Construction of buildings	209,165	48,203	100,766	61,144
F421	Construction of roads and railways	1,378,905	301,693	2,709,094	396,010
F422	Construction of utility projects	7,333	372	21,043	4,530
F429	Construction of other civil engineering projects	590,098	11,419	46,657	1,008
F432	Electrical, plumbing and other construction installation activities	12,823	2,055	16,501	6,837
F433	Building completion and finishing	S	S	S	S
F439	Other specialized construction activities	S	S	S	S
	<b>XI - Davao Region</b>	<b>784,049</b>	<b>92,039</b>	<b>3,020,041</b>	<b>451,375</b>
F410	Construction of buildings	272,160	35,403	386,980	127,915
F421	Construction of roads and railways	337,354	45,386	2,512,337	278,937
F422	Construction of utility projects	12,094	1,541	1,588	14,409
F429	Construction of other civil engineering projects	86,769	3,263	45,325	4,925
F432	Electrical, plumbing and other construction installation activities	64,079	3,705	21,202	5,981
F439	Other specialized construction activities	11,593	2,742	52,608	19,207

**Table 9** Number of Establishments and Book Value of Tangible Fixed Assets by Type for Construction Establishments by Region and Industry Group: Philippines, 2018

(Values are in thousand PhP, except number of establishments. Details may not add-up to total due to rounding and/or statistical disclosure control.)

Continued

2009 PSIC Code	Region/Industry Description	Book Value of Tangible Fixed Assets as of 31 December 2018			
		Transport Equipment	ICT Machinery and Equipment	Specialized Industrial Machineries	General Industrial Machinery and Equipment
		(5)	(6)	(7)	(8)
	<b>XII - SOCCSKSARGEN</b>	<b>240,766</b>	<b>9,400</b>	<b>637,867</b>	<b>84,791</b>
F410	Construction of buildings	107,841	3,018	470,365	61,703
F421	Construction of roads and railways	91,359	5,129	158,260	8,837
F422	Construction of utility projects	S	S	S	S
F429	Construction of other civil engineering projects	18,684	1,006	3,703	6,551
F432	Electrical, plumbing and other construction installation activities	6,849	155	49	6,226
F439	Other specialized construction activities	S	S	S	S
	<b>XIII - Caraga</b>	<b>347,877</b>	<b>4,295</b>	<b>2,347,412</b>	<b>4,667</b>
F410	Construction of buildings	S	S	S	S
F421	Construction of roads and railways	297,540	1,785	1,845,292	1,355
F429	Construction of other civil engineering projects	S	S	S	S
F439	Other specialized construction activities	3,087	35	215,749	-
	<b>Autonomous Region in Muslim Mindanao</b>	<b>S</b>	<b>S</b>	<b>S</b>	<b>S</b>
F421	Construction of roads and railways	S	S	S	S



**Table 9** Number of Establishments and Book Value of Tangible Fixed Assets by Type for Construction Establishments by Region and Industry Group: Philippines, 2018

(Values are in thousand pesos except number of establishments. Details may not add-up to total due to rounding and/or statistical disclosure control.)

Continued

2009 PSIC Code	Region/Industry Description	Book Value of Tangible Fixed Assets as of 31 December 2018		
		Other Machinery and Equipment	Valuables	Other Tangible Fixed Assets
		(9)	(10)	(11)
	<b>Philippines</b>	<b>1,422,046</b>	<b>258,749</b>	<b>2,974,834</b>
F410	Construction of buildings	789,028	242,509	1,330,631
F421	Construction of roads and railways	293,251	11,350	921,289
F422	Construction of utility projects	35,105	-	275,415
F429	Construction of other civil engineering projects	48,691	-	127,819
F431	Demolition and site preparation	8,940	-	14,695
F432	Electrical, plumbing and other construction installation activities	215,080	2,158	163,390
F433	Building completion and finishing	24,317	-	55,002
F439	Other specialized construction activities	7,635	2,733	86,594
	<b>National Capital Region</b>	<b>765,602</b>	<b>238,782</b>	<b>2,038,062</b>
F410	Construction of buildings	413,034	233,449	1,069,057
F421	Construction of roads and railways	64,018	2,643	532,122
F422	Construction of utility projects	27,638	-	98,512
F429	Construction of other civil engineering projects	37,842	-	61,221
F431	Demolition and site preparation	8,940	-	14,494
F432	Electrical, plumbing and other construction installation activities	206,760	14	129,055
F433	Building completion and finishing	3,559	-	52,342
F439	Other specialized construction activities	3,810	2,676	81,259
	<b>Cordillera Administrative Region</b>	<b>18,031</b>	<b>-</b>	<b>8,944</b>
F410	Construction of buildings	13,727	-	1,657
F421	Construction of roads and railways	3,781	-	7,277
F429	Construction of other civil engineering projects	S	S	S
F432	Electrical, plumbing and other construction installation activities	S	S	S
F439	Other specialized construction activities	S	S	S
	<b>I - Ilocos Region</b>	<b>4,985</b>	<b>897</b>	<b>17,953</b>
F410	Construction of buildings	2,355	897	7,575
F421	Construction of roads and railways	25	-	3,890

**Table 9** Number of Establishments and Book Value of Tangible Fixed Assets by Type for Construction Establishments by Region and Industry Group: Philippines, 2018*(Values are in thousand pesos except number of establishments. Details may not add-up to total due to rounding and/or statistical disclosure control.)**Continued*

2009 PSIC Code	Region/Industry Description	Book Value of Tangible Fixed Assets as of 31 December 2018		
		Other Machinery and Equipment	Valuables	Other Tangible Fixed Assets
		(9)	(10)	(11)
F422	Construction of utility projects	S	S	S
F432	Electrical, plumbing and other construction installation activities	491	-	4,092
F433	Building completion and finishing	S	S	S
F439	Other specialized construction activities	S	S	S
	<b>II - Cagayan Valley</b>	<b>241</b>	<b>-</b>	<b>5,616</b>
F410	Construction of buildings	50	-	2,441
F421	Construction of roads and railways	136	-	3,060
F422	Construction of utility projects	S	S	S
F429	Construction of other civil engineering projects	S	S	S
F432	Electrical, plumbing and other construction installation activities	S	S	S
	<b>III - Central Luzon</b>	<b>367,427</b>	<b>55</b>	<b>120,124</b>
F410	Construction of buildings	270,977	55	67,554
F421	Construction of roads and railways	67,555	-	46,947
F422	Construction of utility projects	108	-	2,416
F429	Construction of other civil engineering projects	6,868	-	562
F431	Demolition and site preparation	-	-	201
F432	Electrical, plumbing and other construction installation activities	1,624	-	1,456
F433	Building completion and finishing	20,154	-	809
F439	Other specialized construction activities	141	-	179
	<b>IVA - CALABARZON</b>	<b>9,840</b>	<b>2,158</b>	<b>214,611</b>
F410	Construction of buildings	3,350	15	74,827
F421	Construction of roads and railways	835	-	20,788
F422	Construction of utility projects	697	-	89,343
F429	Construction of other civil engineering projects	710	-	5,019
F432	Electrical, plumbing and other construction installation activities	1,039	2,144	21,042
F433	Building completion and finishing	104	-	296
F439	Other specialized construction activities	3,105	-	3,295

**Table 9** Number of Establishments and Book Value of Tangible Fixed Assets by Type for Construction Establishments by Region and Industry Group: Philippines, 2018

(Values are in thousand pesos except number of establishments. Details may not add-up to total due to rounding and/or statistical disclosure control.)

Continued

2009 PSIC Code	Region/Industry Description	Book Value of Tangible Fixed Assets as of 31 December 2018		
		Other Machinery and Equipment	Valuables	Other Tangible Fixed Assets
		(9)	(10)	(11)
	<b>MIMAROPA</b>	<b>414</b>	<b>-</b>	<b>36,784</b>
F410	Construction of buildings	157	-	486
F421	Construction of roads and railways	257	-	35,942
F422	Construction of utility projects	S	S	S
F433	Building completion and finishing	S	S	S
	<b>V - Bicol Region</b>	<b>32,182</b>	<b>-</b>	<b>62,502</b>
F410	Construction of buildings	31,850	-	9,698
F421	Construction of roads and railways	282	-	4,827
F422	Construction of utility projects	-	-	150
F429	Construction of other civil engineering projects	-	-	47,485
F432	Electrical, plumbing and other construction installation activities	50	-	342
	<b>VI - Western Visayas</b>	<b>446</b>	<b>13,060</b>	<b>20,989</b>
F410	Construction of buildings	25	5,149	9,507
F421	Construction of roads and railways	421	7,911	5,088
F422	Construction of utility projects	S	S	S
F429	Construction of other civil engineering projects	-	-	5,500
F432	Electrical, plumbing and other construction installation activities	-	-	20
F439	Other specialized construction activities	S	S	S
	<b>VII - Central Visayas</b>	<b>18,742</b>	<b>1,158</b>	<b>146,853</b>
F410	Construction of buildings	18,226	1,158	32,012
F421	Construction of roads and railways	497	-	28,670
F422	Construction of utility projects	19	-	80,104
F429	Construction of other civil engineering projects	-	-	2,142
F432	Electrical, plumbing and other construction installation activities	-	-	2,435
F433	Building completion and finishing	-	-	1,029
F439	Other specialized construction activities	-	-	460

**Table 9** Number of Establishments and Book Value of Tangible Fixed Assets by Type for Construction Establishments by Region and Industry Group: Philippines, 2018*(Values are in thousand pesos except number of establishments. Details may not add-up to total due to rounding and/or statistical disclosure control.)**Continued*

2009 PSIC Code	Region/Industry Description	Book Value of Tangible Fixed Assets as of 31 December 2018		
		Other Machinery and Equipment	Valuables	Other Tangible Fixed Assets
		(9)	(10)	(11)
	<b>VIII - Eastern Visayas</b>	<b>109,546</b>	<b>60</b>	<b>65,984</b>
F410	Construction of buildings	19,122	60	17,389
F421	Construction of roads and railways	90,314	-	47,551
F422	Construction of utility projects	-	-	-
F429	Construction of other civil engineering projects	110	-	1,044
	<b>IX - Zamboanga Peninsula</b>	<b>8,521</b>	<b>1,726</b>	<b>24,387</b>
F410	Construction of buildings	5,957	1,726	6,673
F421	Construction of roads and railways	1,618	-	14,506
F429	Construction of other civil engineering projects	S	S	S
F432	Electrical, plumbing and other construction installation activities	-	-	200
F439	Other specialized construction activities	S	S	S
	<b>X - Northern Mindanao</b>	<b>59,670</b>	<b>853</b>	<b>168,256</b>
F410	Construction of buildings	9,785	-	10,311
F421	Construction of roads and railways	44,693	796	155,940
F422	Construction of utility projects	751	-	703
F429	Construction of other civil engineering projects	2,209	-	1,001
F432	Electrical, plumbing and other construction installation activities	1,702	-	173
F433	Building completion and finishing	S	S	S
F439	Other specialized construction activities	S	S	S
	<b>XI - Davao Region</b>	<b>24,300</b>	<b>-</b>	<b>26,297</b>
F410	Construction of buildings	411	-	14,495
F421	Construction of roads and railways	16,844	-	5,630
F422	Construction of utility projects	3,779	-	509
F429	Construction of other civil engineering projects	-	-	142
F432	Electrical, plumbing and other construction installation activities	2,811	-	4,166
F439	Other specialized construction activities	455	-	1,356

**Table 9** Number of Establishments and Book Value of Tangible Fixed Assets by Type for Construction Establishments by Region and Industry Group: Philippines, 2018

(Values are in thousand pesos except number of establishments. Details may not add-up to total due to rounding and/or statistical disclosure control.)

Concluded

2009 PSIC Code	Region/Industry Description	Book Value of Tangible Fixed Assets as of 31 December 2018		
		Other Machinery and Equipment	Valuables	Other Tangible Fixed Assets
		(9)	(10)	(11)
	<b>XII - SOCCSKSARGEN</b>	<b>2,074</b>	<b>-</b>	<b>9,036</b>
F410	Construction of buildings	-	-	2,970
F421	Construction of roads and railways	1,950	-	4,755
F422	Construction of utility projects	S	S	S
F429	Construction of other civil engineering projects	-	-	469
F432	Electrical, plumbing and other construction installation activities	124	-	399
F439	Other specialized construction activities	S	S	S
	<b>XIII - Caraga</b>	<b>25</b>	<b>-</b>	<b>8,437</b>
F410	Construction of buildings	S	S	S
F421	Construction of roads and railways	25	-	4,295
F429	Construction of other civil engineering projects	S	S	S
F439	Other specialized construction activities	-	-	20
	<b>Autonomous Region in Muslim Mindanao</b>	<b>S</b>	<b>S</b>	<b>S</b>
F421	Construction of roads and railways	S	S	S

Notes: 1. “-” – zero value

2. S - suppressed

Source: Philippine Statistics Authority, 2018 Census of Philippine Business and Industry

**Table 10** Number of Establishments and Book Value of Intangible Assets by Type for Construction Establishments by Region and Industry Group: Philippines, 2018*(Values are in thousand PhP, except number of establishments. Details may not add-up to total due to rounding and/or statistical disclosure control.)*

2009 PSIC Code	Region/Industry Description	Number of Establishments	Book Value of Intangible Assets as of 31 December 2018		
			Total	Intangible Non- produced Assets	Computer Software and Databases
		(1)	(2)	(3)	(4)
	<b>Philippines</b>	<b>2,487</b>	<b>1,035,277</b>	<b>121,493</b>	<b>614,504</b>
F410	Construction of buildings	1,115	397,208	28,606	81,074
F421	Construction of roads and railways	374	262,488	-	262,488
F422	Construction of utility projects	125	192,388	-	192,388
F429	Construction of other civil engineering projects	163	52,965	-	52,965
F431	Demolition and site preparation	13	-	-	-
F432	Electrical, plumbing and other construction installation activities	467	110,408	92,566	17,841
F433	Building completion and finishing	96	7,841	72	7,748
F439	Other specialized construction activities	134	11,980	248	-
	<b>National Capital Region</b>	<b>949</b>	<b>909,123</b>	<b>121,433</b>	<b>491,021</b>
F410	Construction of buildings	380	384,960	28,547	71,496
F421	Construction of roads and railways	92	245,301	-	245,301
F422	Construction of utility projects	58	96,959	-	96,959
F429	Construction of other civil engineering projects	61	52,965	-	52,965
F431	Demolition and site preparation	10	-	-	-
F432	Electrical, plumbing and other construction installation activities	234	109,214	92,566	16,647
F433	Building completion and finishing	63	7,745	72	7,652
F439	Other specialized construction activities	50	11,980	248	-
	<b>Cordillera Administrative Region</b>	<b>41</b>	<b>-</b>	<b>-</b>	<b>-</b>
F410	Construction of buildings	17	-	-	-
F421	Construction of roads and railways	20	-	-	-
F429	Construction of other civil engineering projects	S	S	S	S
F432	Electrical, plumbing and other construction installation activities	S	S	S	S
F439	Other specialized construction activities	S	S	S	S
	<b>I - Ilocos Region</b>	<b>83</b>	<b>-</b>	<b>-</b>	<b>-</b>
F410	Construction of buildings	55	-	-	-

Continued

**Table 10** Number of Establishments and Book Value of Intangible Assets by Type for Construction Establishments by Region and Industry Group: Philippines, 2018

(Values are in thousand PhP, except number of establishments. Details may not add-up to total due to rounding and/or statistical disclosure control.)

Continued

2009 PSIC Code	Region/Industry Description	Number of Establishments	Book Value of Intangible Assets as of 31 December 2018		
			Total	Intangible Non- produced Assets	Computer Software and Databases
		(1)	(2)	(3)	(4)
F421	Construction of roads and railways	14	-	-	-
F422	Construction of utility projects	S	S	S	S
F432	Electrical, plumbing and other construction installation activities	10	-	-	-
F433	Building completion and finishing	S	S	S	S
F439	Other specialized construction activities	S	S	S	S
	<b>II - Cagayan Valley</b>	<b>13</b>	<b>-</b>	<b>-</b>	<b>-</b>
F410	Construction of buildings	5	-	-	-
F421	Construction of roads and railways	5	-	-	-
F422	Construction of utility projects	S	S	S	S
F429	Construction of other civil engineering projects	S	S	S	S
F432	Electrical, plumbing and other construction installation activities	S	S	S	S
	<b>III - Central Luzon</b>	<b>212</b>	<b>127</b>	<b>-</b>	<b>127</b>
F410	Construction of buildings	118	31	-	31
F421	Construction of roads and railways	33	-	-	-
F422	Construction of utility projects	13	-	-	-
F429	Construction of other civil engineering projects	12	-	-	-
F431	Demolition and site preparation	3	-	-	-
F432	Electrical, plumbing and other construction installation activities	15	-	-	-
F433	Building completion and finishing	3	96	-	96
F439	Other specialized construction activities	15	-	-	-
	<b>IVA - CALABARZON</b>	<b>296</b>	<b>1,402</b>	<b>-</b>	<b>1,402</b>
F410	Construction of buildings	132	208	-	208
F421	Construction of roads and railways	21	-	-	-
F422	Construction of utility projects	18	-	-	-
F429	Construction of other civil engineering projects	11	-	-	-
F432	Electrical, plumbing and other construction installation activities	74	1,194	-	1,194
F433	Building completion and finishing	10	-	-	-
F439	Other specialized construction activities	30	-	-	-

**Table 10** Number of Establishments and Book Value of Intangible Assets by Type for Construction Establishments by Region and Industry Group: Philippines, 2018

(Values are in thousand PhP, except number of establishments. Details may not add-up to total due to rounding and/or statistical disclosure control.)

Continued

2009 PSIC Code	Region/Industry Description	Number of Establishments	Book Value of Intangible Assets as of 31 December 2018		
			Total	Intangible Non- produced Assets	Computer Software and Databases
		(1)	(2)	(3)	(4)
	<b>MIMAROPA</b>	<b>27</b>	<b>179</b>	<b>-</b>	<b>179</b>
F410	Construction of buildings	17	-	-	-
F421	Construction of roads and railways	8	179	-	179
F422	Construction of utility projects	S	S	S	S
F433	Building completion and finishing	S	S	S	S
	<b>V - Bicol Region</b>	<b>79</b>	<b>2,610</b>	<b>-</b>	<b>-</b>
F410	Construction of buildings	26	2,610	-	-
F421	Construction of roads and railways	20	-	-	-
F422	Construction of utility projects	5	-	-	-
F429	Construction of other civil engineering projects	12	-	-	-
F432	Electrical, plumbing and other construction installation activities	17	-	-	-
	<b>VI - Western Visayas</b>	<b>101</b>	<b>817</b>	<b>-</b>	<b>817</b>
F410	Construction of buildings	45	-	-	-
F421	Construction of roads and railways	24	817	-	817
F422	Construction of utility projects	S	S	S	S
F429	Construction of other civil engineering projects	18	-	-	-
F432	Electrical, plumbing and other construction installation activities	8	-	-	-
F439	Other specialized construction activities	S	S	S	S
	<b>VII - Central Visayas</b>	<b>231</b>	<b>104,769</b>	<b>-</b>	<b>104,769</b>
F410	Construction of buildings	132	9,340	-	9,340
F421	Construction of roads and railways	18	-	-	-
F422	Construction of utility projects	10	95,429	-	95,429
F429	Construction of other civil engineering projects	12	-	-	-
F432	Electrical, plumbing and other construction installation activities	38	-	-	-
F433	Building completion and finishing	12	-	-	-
F439	Other specialized construction activities	9	-	-	-



**Table 10** Number of Establishments and Book Value of Intangible Assets by Type for Construction Establishments by Region and Industry Group: Philippines, 2018

(Values are in thousand PhP, except number of establishments. Details may not add-up to total due to rounding and/or statistical disclosure control.)

Continued

2009 PSIC Code	Region/Industry Description	Number of Establishments	Book Value of Intangible Assets as of 31 December 2018		
			Total	Intangible Non- produced Assets	Computer Software and Databases
		(1)	(2)	(3)	(4)
	<b>VIII - Eastern Visayas</b>	<b>68</b>	<b>10,358</b>	<b>-</b>	<b>10,358</b>
F410	Construction of buildings	31	-	-	-
F421	Construction of roads and railways	31	10,358	-	10,358
F422	Construction of utility projects	3	-	-	-
F429	Construction of other civil engineering projects	3	-	-	-
	<b>IX - Zamboanga Peninsula</b>	<b>67</b>	<b>-</b>	<b>-</b>	<b>-</b>
F410	Construction of buildings	43	-	-	-
F421	Construction of roads and railways	5	-	-	-
F429	Construction of other civil engineering projects	S	S	S	S
F432	Electrical, plumbing and other construction installation activities	10	-	-	-
F439	Other specialized construction activities	S	S	S	S
	<b>X - Northern Mindanao</b>	<b>99</b>	<b>5,518</b>	<b>59</b>	<b>5,459</b>
F410	Construction of buildings	34	59	59	-
F421	Construction of roads and railways	23	5,459	-	5,459
F422	Construction of utility projects	6	-	-	-
F429	Construction of other civil engineering projects	10	-	-	-
F432	Electrical, plumbing and other construction installation activities	18	-	-	-
F433	Building completion and finishing	S	S	S	S
F439	Other specialized construction activities	S	S	S	S
	<b>XI - Davao Region</b>	<b>140</b>	<b>-</b>	<b>-</b>	<b>-</b>
F410	Construction of buildings	53	-	-	-
F421	Construction of roads and railways	26	-	-	-
F422	Construction of utility projects	6	-	-	-
F429	Construction of other civil engineering projects	12	-	-	-
F432	Electrical, plumbing and other construction installation activities	35	-	-	-
F439	Other specialized construction activities	9	-	-	-

**Table 10** Number of Establishments and Book Value of Intangible Assets by Type for Construction Establishments by Region and Industry Group: Philippines, 2018

(Values are in thousand PhP, except number of establishments. Details may not add-up to total due to rounding and/or statistical disclosure control.)

Continued

2009 PSIC Code	Region/Industry Description	Number of Establishments	Book Value of Intangible Assets as of 31 December 2018		
			Total	Intangible Non- produced Assets	Computer Software and Databases
		(1)	(2)	(3)	(4)
	<b>XII - SOCCSKSARGEN</b>	<b>48</b>	<b>374</b>	<b>-</b>	<b>374</b>
F410	Construction of buildings	22	-	-	-
F421	Construction of roads and railways	14	374	-	374
F422	Construction of utility projects	S	S	S	S
F429	Construction of other civil engineering projects	3	-	-	-
F432	Electrical, plumbing and other construction installation activities	6	-	-	-
F439	Other specialized construction activities	S	S	S	S
	<b>XIII - Caraga</b>	<b>31</b>	<b>-</b>	<b>-</b>	<b>-</b>
F410	Construction of buildings	S	S	S	S
F421	Construction of roads and railways	18	-	-	-
F429	Construction of other civil engineering projects	S	S	S	S
F439	Other specialized construction activities	7	-	-	-
	<b>Autonomous Region in Muslim Mindanao</b>	<b>S</b>	<b>S</b>	<b>S</b>	<b>S</b>
F421	Construction of roads and railways	S	S	S	S

**Table 10** Number of Establishments and Book Value of Intangible Assets by Type for Construction Establishments by Region and Industry Group: Philippines, 2018

(Values are in thousand PhP, except number of establishments. Details may not add-up to total due to rounding and/or statistical disclosure control.)

Continued

2009 PSIC Code	Region/Industry Description	Book Value of Intangible Assets as of 31 December 2018		
		Entertainment, Literary and Artistic Originals	Research and Development	Other Intangible Assets
		(5)	(6)	(7)
	<b>Philippines</b>	<b>16</b>	<b>196,698</b>	<b>102,566</b>
F410	Construction of buildings	-	196,694	90,834
F421	Construction of roads and railways	-	-	-
F422	Construction of utility projects	-	-	-
F429	Construction of other civil engineering projects	-	-	-
F431	Demolition and site preparation	-	-	-
F432	Electrical, plumbing and other construction installation activities	-	-	-
F433	Building completion and finishing	16	4	-
F439	Other specialized construction activities	-	-	11,732
	<b>National Capital Region</b>	<b>16</b>	<b>196,698</b>	<b>99,955</b>
F410	Construction of buildings	-	196,694	88,224
F421	Construction of roads and railways	-	-	-
F422	Construction of utility projects	-	-	-
F429	Construction of other civil engineering projects	-	-	-
F431	Demolition and site preparation	-	-	-
F432	Electrical, plumbing and other construction installation activities	-	-	-
F433	Building completion and finishing	16	4	-
F439	Other specialized construction activities	-	-	11,732
	<b>Cordillera Administrative Region</b>	<b>-</b>	<b>-</b>	<b>-</b>
F410	Construction of buildings	-	-	-
F421	Construction of roads and railways	-	-	-
F429	Construction of other civil engineering projects	S	S	S
F432	Electrical, plumbing and other construction installation activities	S	S	S
F439	Other specialized construction activities	S	S	S
	<b>I - Ilocos Region</b>	<b>-</b>	<b>-</b>	<b>-</b>
F410	Construction of buildings	-	-	-
F421	Construction of roads and railways	-	-	-

**Table 10** Number of Establishments and Book Value of Intangible Assets by Type for Construction Establishments by Region and Industry Group: Philippines, 2018

(Values are in thousand PhP, except number of establishments. Details may not add-up to total due to rounding and/or statistical disclosure control.)

Continued

2009 PSIC Code	Region/Industry Description	Book Value of Intangible Assets as of 31 December 2018		
		Entertainment, Literary and Artistic Originals	Research and Development	Other Intangible Assets
		(5)	(6)	(7)
F422	Construction of utility projects	S	S	S
F432	Electrical, plumbing and other construction installation activities	-	-	-
F433	Building completion and finishing	S	S	S
F439	Other specialized construction activities	S	S	S
	<b>II - Cagayan Valley</b>	-	-	-
F410	Construction of buildings	-	-	-
F421	Construction of roads and railways	-	-	-
F422	Construction of utility projects	S	S	S
F429	Construction of other civil engineering projects	S	S	S
F432	Electrical, plumbing and other construction installation activities	S	S	S
	<b>III - Central Luzon</b>	-	-	-
F410	Construction of buildings	-	-	-
F421	Construction of roads and railways	-	-	-
F422	Construction of utility projects	-	-	-
F429	Construction of other civil engineering projects	-	-	-
F431	Demolition and site preparation	-	-	-
F432	Electrical, plumbing and other construction installation activities	-	-	-
F433	Building completion and finishing	-	-	-
F439	Other specialized construction activities	-	-	-
	<b>IVA - CALABARZON</b>	-	-	-
F410	Construction of buildings	-	-	-
F421	Construction of roads and railways	-	-	-
F422	Construction of utility projects	-	-	-
F429	Construction of other civil engineering projects	-	-	-
F432	Electrical, plumbing and other construction installation activities	-	-	-
F433	Building completion and finishing	-	-	-
F439	Other specialized construction activities	-	-	-

**Table 10** Number of Establishments and Book Value of Intangible Assets by Type for Construction Establishments by Region and Industry Group: Philippines, 2018

(Values are in thousand PhP, except number of establishments. Details may not add-up to total due to rounding and/or statistical disclosure control.)

Continued

2009 PSIC Code	Region/Industry Description	Book Value of Intangible Assets as of 31 December 2018		
		Entertainment, Literary and Artistic Originals	Research and Development	Other Intangible Assets
		(5)	(6)	(7)
	<b>MIMAROPA</b>	-	-	-
F410	Construction of buildings	-	-	-
F421	Construction of roads and railways	-	-	-
F422	Construction of utility projects	S	S	S
F433	Building completion and finishing	S	S	S
	<b>V - Bicol Region</b>	-	-	<b>2,610</b>
F410	Construction of buildings	-	-	2,610
F421	Construction of roads and railways	-	-	-
F422	Construction of utility projects	-	-	-
F429	Construction of other civil engineering projects	-	-	-
F432	Electrical, plumbing and other construction installation activities	-	-	-
	<b>VI - Western Visayas</b>	-	-	-
F410	Construction of buildings	-	-	-
F421	Construction of roads and railways	-	-	-
F422	Construction of utility projects	S	S	S
F429	Construction of other civil engineering projects	-	-	-
F432	Electrical, plumbing and other construction installation activities	-	-	-
F439	Other specialized construction activities	S	S	S
	<b>VII - Central Visayas</b>	-	-	-
F410	Construction of buildings	-	-	-
F421	Construction of roads and railways	-	-	-
F422	Construction of utility projects	-	-	-
F429	Construction of other civil engineering projects	-	-	-
F432	Electrical, plumbing and other construction installation activities	-	-	-
F433	Building completion and finishing	-	-	-
F439	Other specialized construction activities	-	-	-

**Table 10** Number of Establishments and Book Value of Intangible Assets by Type for Construction Establishments by Region and Industry Group: Philippines, 2018

(Values are in thousand PhP, except number of establishments. Details may not add-up to total due to rounding and/or statistical disclosure control.)

Continued

2009 PSIC Code	Region/Industry Description	Book Value of Intangible Assets as of 31 December 2018		
		Entertainment, Literary and Artistic Originals	Research and Development	Other Intangible Assets
		(5)	(6)	(7)
	<b>VIII - Eastern Visayas</b>	-	-	-
F410	Construction of buildings	-	-	-
F421	Construction of roads and railways	-	-	-
F422	Construction of utility projects	-	-	-
F429	Construction of other civil engineering projects	-	-	-
	<b>IX - Zamboanga Peninsula</b>	-	-	-
F410	Construction of buildings	-	-	-
F421	Construction of roads and railways	-	-	-
F429	Construction of other civil engineering projects	S	S	S
F432	Electrical, plumbing and other construction installation activities	-	-	-
F439	Other specialized construction activities	S	S	S
	<b>X - Northern Mindanao</b>	-	-	-
F410	Construction of buildings	-	-	-
F421	Construction of roads and railways	-	-	-
F422	Construction of utility projects	-	-	-
F429	Construction of other civil engineering projects	-	-	-
F432	Electrical, plumbing and other construction installation activities	-	-	-
F433	Building completion and finishing	S	S	S
F439	Other specialized construction activities	S	S	S
	<b>XI - Davao Region</b>	-	-	-
F410	Construction of buildings	-	-	-
F421	Construction of roads and railways	-	-	-
F422	Construction of utility projects	-	-	-
F429	Construction of other civil engineering projects	-	-	-
F432	Electrical, plumbing and other construction installation activities	-	-	-
F439	Other specialized construction activities	-	-	-

**Table 10** Number of Establishments and Book Value of Intangible Assets by Type for Construction Establishments by Region and Industry Group: Philippines, 2018

(Values are in thousand PhP, except number of establishments. Details may not add-up to total due to rounding and/or statistical disclosure control.)

Concluded

2009 PSIC Code	Region/Industry Description	Book Value of Intangible Assets as of 31 December 2018		
		Entertainment, Literary and Artistic Originals	Research and Development	Other Intangible Assets
		(5)	(6)	(7)
	<b>XII - SOCCSKSARGEN</b>	-	-	-
F410	Construction of buildings	-	-	-
F421	Construction of roads and railways	-	-	-
F422	Construction of utility projects	S	S	S
F429	Construction of other civil engineering projects	-	-	-
F432	Electrical, plumbing and other construction installation activities	-	-	-
F439	Other specialized construction activities	S	S	S
	<b>XIII - Caraga</b>	-	-	-
F410	Construction of buildings	S	S	S
F421	Construction of roads and railways	-	-	-
F429	Construction of other civil engineering projects	S	S	S
F439	Other specialized construction activities	-	-	-
	<b>Autonomous Region in Muslim Mindanao</b>	<b>S</b>	<b>S</b>	<b>S</b>
F421	Construction of roads and railways	S	S	S

Notes: 1. "-" – zero value

2. S - suppressed

Source: Philippine Statistics Authority, 2018 Census of Philippine Business and Industry

**Table 11** Number of Establishments and Value of Inventories by Type for Construction Establishments by Region and Industry Group: Philippines, 2018*(Values are in thousand PhP, except number of establishments. Details may not add-up to total due to rounding and/or statistical disclosure control.)*

2009 PSIC Code	Region/Industry Description	Number of Establish- ments	Value of Inventories as of 1 January			
			Total	Construction- in-Progress/ Project-in- Progress	Finished Products	Work-in- Progress
		(1)	(2)	(3)	(4)	(5)
	<b>Philippines</b>	<b>2,487</b>	<b>58,679,683</b>	<b>29,665,397</b>	<b>140,761</b>	<b>2,220,633</b>
F410	Construction of buildings	1,115	18,754,781	5,950,011	45,113	70,717
F421	Construction of roads and railways	374	28,333,052	21,392,593	26,914	1,319,670
F422	Construction of utility projects	125	2,207,100	328,588	86	6,340
F429	Construction of other civil engineering projects	163	1,683,482	388,205	39,316	3,034
F431	Demolition and site preparation	13	57,032	-	-	-
F432	Electrical, plumbing and other construction installation activities	467	5,465,562	1,504,832	26,701	576,812
F433	Building completion and finishing	96	1,214,096	37,011	91	219,283
F439	Other specialized construction activities	134	964,577	64,157	2,541	24,777
	<b>National Capital Region</b>	<b>949</b>	<b>31,087,780</b>	<b>14,138,273</b>	<b>46,672</b>	<b>2,091,565</b>
F410	Construction of buildings	380	8,631,789	1,528,206	-	-
F421	Construction of roads and railways	92	13,650,489	10,969,631	-	1,284,090
F422	Construction of utility projects	58	1,609,518	76,089	-	-
F429	Construction of other civil engineering projects	61	863,509	84,084	31,236	254
F431	Demolition and site preparation	10	57,032	-	-	-
F432	Electrical, plumbing and other construction installation activities	234	4,382,422	1,419,697	15,345	563,162
F433	Building completion and finishing	63	1,084,446	20,042	91	219,283
F439	Other specialized construction activities	50	808,574	40,525	-	24,777
	<b>Cordillera Administrative Region</b>	<b>41</b>	<b>543,577</b>	<b>240,354</b>	<b>3,997</b>	<b>-</b>
F410	Construction of buildings	17	198,018	99,837	-	-
F421	Construction of roads and railways	20	332,575	140,517	3,997	-
F429	Construction of other civil engineering projects	S	S	S	S	S
F432	Electrical, plumbing and other construction installation activities	S	S	S	S	S
F439	Other specialized construction activities	S	S	S	S	S
	<b>I - Ilocos Region</b>	<b>83</b>	<b>322,372</b>	<b>137,747</b>	<b>-</b>	<b>-</b>
F410	Construction of buildings	55	221,817	80,104	-	-

Continued



**Table 11** Number of Establishments and Value of Inventories by Type for Construction Establishments by Region and Industry Group: Philippines, 2018

(Values are in thousand PhP, except number of establishments. Details may not add-up to total due to rounding and/or statistical disclosure control.)

Continued

2009 PSIC Code	Region/Industry Description	Number of Establish- ments	Value of Inventories as of 1 January			
			Total	Construction- in-Progress/ Project-in- Progress	Finished Products	Work-in- Progress
		(1)	(2)	(3)	(4)	(5)
F421	Construction of roads and railways	14	65,951	28,311	-	-
F422	Construction of utility projects	S	S	S	S	S
F432	Electrical, plumbing and other construction installation activities	10	29,333	29,333	-	-
F433	Building completion and finishing	S	S	S	S	S
F439	Other specialized construction activities	S	S	S	S	S
	<b>II - Cagayan Valley</b>	<b>13</b>	<b>188,013</b>	<b>131,908</b>	<b>13,796</b>	<b>-</b>
F410	Construction of buildings	5	18,104	-	-	-
F421	Construction of roads and railways	5	168,362	131,908	13,796	-
F422	Construction of utility projects	S	S	S	S	S
F429	Construction of other civil engineering projects	S	S	S	S	S
F432	Electrical, plumbing and other construction installation activities	S	S	S	S	S
	<b>III - Central Luzon</b>	<b>212</b>	<b>3,210,728</b>	<b>1,128,018</b>	<b>20,641</b>	<b>3,179</b>
F410	Construction of buildings	118	1,782,106	891,707	18,271	-
F421	Construction of roads and railways	33	1,075,430	189,103	2,233	1,399
F422	Construction of utility projects	13	141,059	830	-	-
F429	Construction of other civil engineering projects	12	74,196	1,500	-	1,780
F431	Demolition and site preparation	3	-	-	-	-
F432	Electrical, plumbing and other construction installation activities	15	108,502	24,593	-	-
F433	Building completion and finishing	3	17,100	15,050	-	-
F439	Other specialized construction activities	15	12,335	5,235	137	-
	<b>IVA - CALABARZON</b>	<b>296</b>	<b>3,200,445</b>	<b>1,833,080</b>	<b>26,055</b>	<b>25,892</b>
F410	Construction of buildings	132	1,205,358	597,904	11,401	7,981
F421	Construction of roads and railways	21	1,499,472	1,158,619	5,574	4,459
F422	Construction of utility projects	18	41,818	41,818	-	-
F429	Construction of other civil engineering projects	11	59,984	-	-	-
F432	Electrical, plumbing and other construction installation activities	74	209,000	30,330	6,675	13,452
F433	Building completion and finishing	10	108,804	811	-	-
F439	Other specialized construction activities	30	76,011	3,598	2,405	-

**Table 11** Number of Establishments and Value of Inventories by Type for Construction Establishments by Region and Industry Group: Philippines, 2018

(Values are in thousand PhP, except number of establishments. Details may not add-up to total due to rounding and/or statistical disclosure control.)

Continued

2009 PSIC Code	Region/Industry Description	Number of Establish- ments	Value of Inventories as of 1 January			
			Total	Construction- in-Progress/ Project-in- Progress	Finished Products	Work-in- Progress
		(1)	(2)	(3)	(4)	(5)
	<b>MIMAROPA</b>	<b>27</b>	<b>256,954</b>	<b>233,174</b>	-	-
F410	Construction of buildings	17	9,991	7,833	-	-
F421	Construction of roads and railways	8	244,825	225,341	-	-
F422	Construction of utility projects	S	S	S	S	S
F433	Building completion and finishing	S	S	S	S	S
	<b>V - Bicol Region</b>	<b>79</b>	<b>1,723,494</b>	<b>768,037</b>	-	-
F410	Construction of buildings	26	250,314	8,758	-	-
F421	Construction of roads and railways	20	1,078,115	462,232	-	-
F422	Construction of utility projects	5	94,847	94,343	-	-
F429	Construction of other civil engineering projects	12	299,985	202,704	-	-
F432	Electrical, plumbing and other construction installation activities	17	233	-	-	-
	<b>VI - Western Visayas</b>	<b>101</b>	<b>566,459</b>	<b>158,879</b>	<b>626</b>	<b>240</b>
F410	Construction of buildings	45	115,745	55,774	-	-
F421	Construction of roads and railways	24	319,557	103,105	626	240
F422	Construction of utility projects	S	S	S	S	S
F429	Construction of other civil engineering projects	18	111,116	-	-	-
F432	Electrical, plumbing and other construction installation activities	8	1,882	-	-	-
F439	Other specialized construction activities	S	S	S	S	S
	<b>VII - Central Visayas</b>	<b>231</b>	<b>2,043,426</b>	<b>1,052,400</b>	-	<b>6,963</b>
F410	Construction of buildings	132	876,315	374,013	-	623
F421	Construction of roads and railways	18	797,635	590,198	-	-
F422	Construction of utility projects	10	211,746	87,082	-	6,340
F429	Construction of other civil engineering projects	12	5,128	-	-	-
F432	Electrical, plumbing and other construction installation activities	38	148,884	-	-	-
F433	Building completion and finishing	12	3,717	1,107	-	-
F439	Other specialized construction activities	9	-	-	-	-

**Table 11** Number of Establishments and Value of Inventories by Type for Construction Establishments by Region and Industry Group: Philippines, 2018

(Values are in thousand PhP, except number of establishments. Details may not add-up to total due to rounding and/or statistical disclosure control.)

Continued

2009 PSIC Code	Region/Industry Description	Number of Establish- ments	Value of Inventories as of 1 January			
			Total	Construction- in-Progress/ Project-in- Progress	Finished Products	Work-in- Progress
		(1)	(2)	(3)	(4)	(5)
	<b>VIII - Eastern Visayas</b>	<b>68</b>	<b>2,448,926</b>	<b>1,731,051</b>	<b>1,000</b>	<b>8,000</b>
F410	Construction of buildings	31	1,536,962	1,050,975	-	7,000
F421	Construction of roads and railways	31	898,408	673,225	-	-
F422	Construction of utility projects	3	-	-	-	-
F429	Construction of other civil engineering projects	3	13,556	6,850	1,000	1,000
	<b>IX - Zamboanga Peninsula</b>	<b>67</b>	<b>7,448,235</b>	<b>6,528,478</b>	<b>15</b>	<b>169</b>
F410	Construction of buildings	43	1,101,012	625,831	15	169
F421	Construction of roads and railways	5	5,928,579	5,900,005	-	-
F429	Construction of other civil engineering projects	S	S	S	S	S
F432	Electrical, plumbing and other construction installation activities	10	413,053	-	-	-
F439	Other specialized construction activities	S	S	S	S	S
	<b>X - Northern Mindanao</b>	<b>99</b>	<b>963,519</b>	<b>64,682</b>	<b>7,767</b>	<b>9,790</b>
F410	Construction of buildings	34	390,296	23,086	-	-
F421	Construction of roads and railways	23	544,010	21,619	688	9,591
F422	Construction of utility projects	6	15,925	14,350	-	-
F429	Construction of other civil engineering projects	10	7,079	-	7,079	-
F432	Electrical, plumbing and other construction installation activities	18	1,432	880	-	199
F433	Building completion and finishing	S	S	S	S	S
F439	Other specialized construction activities	S	S	S	S	S
	<b>XI - Davao Region</b>	<b>140</b>	<b>2,545,818</b>	<b>1,241,988</b>	<b>19,403</b>	<b>54,944</b>
F410	Construction of buildings	53	818,984	575,499	14,635	54,944
F421	Construction of roads and railways	26	1,324,170	551,934	-	-
F422	Construction of utility projects	6	70,178	14,077	86	-
F429	Construction of other civil engineering projects	12	120,634	90,425	-	-
F432	Electrical, plumbing and other construction installation activities	35	161,563	-	4,681	-
F439	Other specialized construction activities	9	50,289	10,053	-	-

**Table 11** Number of Establishments and Value of Inventories by Type for Construction Establishments by Region and Industry Group: Philippines, 2018

(Values are in thousand PhP, except number of establishments. Details may not add-up to total due to rounding and/or statistical disclosure control.)

Continued

2009 PSIC Code	Region/Industry Description	Number of Establish- ments	Value of Inventories as of 1 January			
			Total	Construction- in-Progress/ Project-in- Progress	Finished Products	Work-in- Progress
		(1)	(2)	(3)	(4)	(5)
	<b>XII - SOCCSKSARGEN</b>	<b>48</b>	<b>1,651,295</b>	<b>3,368</b>	<b>-</b>	<b>-</b>
F410	Construction of buildings	22	1,545,056	3,368	-	-
F421	Construction of roads and railways	14	89,806	-	-	-
F422	Construction of utility projects	S	S	S	S	S
F429	Construction of other civil engineering projects	3	13,804	-	-	-
F432	Electrical, plumbing and other construction installation activities	6	354	-	-	-
F439	Other specialized construction activities	S	S	S	S	S
	<b>XIII - Caraga</b>	<b>31</b>	<b>478,643</b>	<b>273,961</b>	<b>790</b>	<b>19,891</b>
F410	Construction of buildings	S	S	S	S	S
F421	Construction of roads and railways	18	315,668	246,845	-	19,891
F429	Construction of other civil engineering projects	S	S	S	S	S
F439	Other specialized construction activities	7	4,717	-	-	-
	<b>Autonomous Region in Muslim Mindanao</b>	<b>S</b>	<b>S</b>	<b>S</b>	<b>S</b>	<b>S</b>
F421	Construction of roads and railways	S	S	S	S	S

**Table 11** Number of Establishments and Value of Inventories by Type for Construction Establishments by Region and Industry Group: Philippines, 2018

(Values are in thousand PhP, except number of establishments. Details may not add-up to total due to rounding and/or statistical disclosure control.)

Continued

2009 PSIC Code	Region/Industry Description	Value of Inventories as of 1 January				
		Goods for Resale	Construction Materials and Supplies	Fuel, Lubricants, Oils and Greases	Real Estate for Sale	Other Inventories
		(6)	(7)	(8)	(9)	(10)
	<b>Philippines</b>	<b>584,453</b>	<b>25,079,963</b>	<b>354,683</b>	<b>227,603</b>	<b>406,189</b>
F410	Construction of buildings	103,779	12,323,626	68,283	183,617	9,636
F421	Construction of roads and railways	92,355	4,893,162	275,226	43,987	289,145
F422	Construction of utility projects	69,058	1,768,902	1,070	-	33,055
F429	Construction of other civil engineering projects	32,529	1,161,686	8,020	-	50,692
F431	Demolition and site preparation	-	40,680	-	-	16,353
F432	Electrical, plumbing and other construction installation activities	2,422	3,347,426	824	-	6,545
F433	Building completion and finishing	238,448	718,734	512	-	18
F439	Other specialized construction activities	45,862	825,746	748	-	745
	<b>National Capital Region</b>	<b>349,035</b>	<b>13,887,805</b>	<b>51,779</b>	<b>183,617</b>	<b>339,034</b>
F410	Construction of buildings	6,991	6,887,333	16,164	183,617	9,478
F421	Construction of roads and railways	-	1,144,627	27,501	-	224,640
F422	Construction of utility projects	65,330	1,435,044	-	-	33,055
F429	Construction of other civil engineering projects	111	691,356	7,522	-	48,945
F431	Demolition and site preparation	-	40,680	-	-	16,353
F432	Electrical, plumbing and other construction installation activities	268	2,377,336	69	-	6,545
F433	Building completion and finishing	238,448	606,052	512	-	18
F439	Other specialized construction activities	37,885	705,377	10	-	-
	<b>Cordillera Administrative Region</b>	<b>-</b>	<b>294,707</b>	<b>4,467</b>	<b>-</b>	<b>51</b>
F410	Construction of buildings	-	98,128	21	-	32
F421	Construction of roads and railways	-	183,595	4,447	-	19
F429	Construction of other civil engineering projects	S	S	S	S	S
F432	Electrical, plumbing and other construction installation activities	S	S	S	S	S
F439	Other specialized construction activities	S	S	S	S	S
	<b>I - Ilocos Region</b>	<b>-</b>	<b>178,143</b>	<b>6,481</b>	<b>-</b>	<b>-</b>
F410	Construction of buildings	-	138,192	3,521	-	-
F421	Construction of roads and railways	-	34,680	2,960	-	-

**Table 11** Number of Establishments and Value of Inventories by Type for Construction Establishments by Region and Industry Group: Philippines, 2018

(Values are in thousand PhP, except number of establishments. Details may not add-up to total due to rounding and/or statistical disclosure control.)

Continued

2009 PSIC Code	Region/Industry Description	Value of Inventories as of 1 January				
		Goods for Resale	Construction Materials and Supplies	Fuel, Lubricants, Oils and Greases	Real Estate for Sale	Other Inventories
		(6)	(7)	(8)	(9)	(10)
F422	Construction of utility projects	S	S	S	S	S
F432	Electrical, plumbing and other construction installation activities	-	-	-	-	-
F433	Building completion and finishing	S	S	S	S	S
F439	Other specialized construction activities	S	S	S	S	S
	<b>II - Cagayan Valley</b>	-	<b>36,842</b>	<b>5,467</b>	-	-
F410	Construction of buildings	-	14,028	4,076	-	-
F421	Construction of roads and railways	-	21,267	1,391	-	-
F422	Construction of utility projects	S	S	S	S	S
F429	Construction of other civil engineering projects	S	S	S	S	S
F432	Electrical, plumbing and other construction installation activities	S	S	S	S	S
	<b>III - Central Luzon</b>	<b>16,576</b>	<b>2,029,585</b>	<b>12,371</b>	-	<b>357</b>
F410	Construction of buildings	13,054	849,724	9,350	-	-
F421	Construction of roads and railways	2,270	877,111	2,957	-	357
F422	Construction of utility projects	-	140,229	-	-	-
F429	Construction of other civil engineering projects	1,253	69,614	50	-	-
F431	Demolition and site preparation	-	-	-	-	-
F432	Electrical, plumbing and other construction installation activities	-	83,909	-	-	-
F433	Building completion and finishing	-	2,049	-	-	-
F439	Other specialized construction activities	-	6,950	14	-	-
	<b>IVA - CALABARZON</b>	<b>17,459</b>	<b>1,126,309</b>	<b>170,909</b>	-	<b>742</b>
F410	Construction of buildings	7,682	579,736	654	-	-
F421	Construction of roads and railways	-	162,023	168,796	-	-
F422	Construction of utility projects	-	-	-	-	-
F429	Construction of other civil engineering projects	-	59,984	-	-	-
F432	Electrical, plumbing and other construction installation activities	1,800	156,009	735	-	-
F433	Building completion and finishing	-	107,992	-	-	-
F439	Other specialized construction activities	7,977	60,565	724	-	742

**Table 11** Number of Establishments and Value of Inventories by Type for Construction Establishments by Region and Industry Group: Philippines, 2018

(Values are in thousand PhP, except number of establishments. Details may not add-up to total due to rounding and/or statistical disclosure control.)

Continued

2009 PSIC Code	Region/Industry Description	Value of Inventories as of 1 January				
		Goods for Resale	Construction Materials and Supplies	Fuel, Lubricants, Oils and Greases	Real Estate for Sale	Other Inventories
		(6)	(7)	(8)	(9)	(10)
	<b>MIMAROPA</b>	-	<b>22,428</b>	<b>1,352</b>	-	-
F410	Construction of buildings	-	2,159	-	-	-
F421	Construction of roads and railways	-	18,132	1,352	-	-
F422	Construction of utility projects	S	S	S	S	S
F433	Building completion and finishing	S	S	S	S	S
	<b>V - Bicol Region</b>	<b>2,522</b>	<b>928,969</b>	<b>23,966</b>	-	-
F410	Construction of buildings	2,522	229,756	9,279	-	-
F421	Construction of roads and railways	-	601,696	14,187	-	-
F422	Construction of utility projects	-	4	501	-	-
F429	Construction of other civil engineering projects	-	97,281	-	-	-
F432	Electrical, plumbing and other construction installation activities	-	233	-	-	-
	<b>VI - Western Visayas</b>	<b>45,779</b>	<b>292,033</b>	<b>528</b>	<b>12,083</b>	<b>56,291</b>
F410	Construction of buildings	-	59,849	120	-	1
F421	Construction of roads and railways	45,779	102,777	408	12,083	54,539
F422	Construction of utility projects	S	S	S	S	S
F429	Construction of other civil engineering projects	-	109,369	-	-	1,747
F432	Electrical, plumbing and other construction installation activities	-	1,882	-	-	-
F439	Other specialized construction activities	S	S	S	S	S
	<b>VII - Central Visayas</b>	<b>27,663</b>	<b>954,449</b>	<b>1,561</b>	-	<b>390</b>
F410	Construction of buildings	27,663	472,976	972	-	68
F421	Construction of roads and railways	-	207,116	-	-	321
F422	Construction of utility projects	-	117,755	569	-	-
F429	Construction of other civil engineering projects	-	5,128	-	-	-
F432	Electrical, plumbing and other construction installation activities	-	148,864	20	-	-
F433	Building completion and finishing	-	2,610	-	-	-
F439	Other specialized construction activities	-	-	-	-	-

**Table 11** Number of Establishments and Value of Inventories by Type for Construction Establishments by Region and Industry Group: Philippines, 2018

(Values are in thousand PhP, except number of establishments. Details may not add-up to total due to rounding and/or statistical disclosure control.)

Continued

2009 PSIC Code	Region/Industry Description	Value of Inventories as of 1 January				
		Goods for Resale	Construction Materials and Supplies	Fuel, Lubricants, Oils and Greases	Real Estate for Sale	Other Inventories
		(6)	(7)	(8)	(9)	(10)
	<b>VIII - Eastern Visayas</b>	<b>3,932</b>	<b>687,408</b>	<b>9,993</b>	<b>-</b>	<b>7,542</b>
F410	Construction of buildings	2,976	471,931	4,080	-	-
F421	Construction of roads and railways	-	212,127	5,513	-	7,542
F422	Construction of utility projects	-	-	-	-	-
F429	Construction of other civil engineering projects	956	3,350	400	-	-
	<b>IX - Zamboanga Peninsula</b>	<b>217</b>	<b>903,083</b>	<b>16,273</b>	<b>-</b>	<b>-</b>
F410	Construction of buildings	217	458,616	16,164	-	-
F421	Construction of roads and railways	-	28,501	73	-	-
F429	Construction of other civil engineering projects	S	S	S	S	S
F432	Electrical, plumbing and other construction installation activities	-	413,053	-	-	-
F439	Other specialized construction activities	S	S	S	S	S
	<b>X - Northern Mindanao</b>	<b>45,045</b>	<b>829,116</b>	<b>5,632</b>	<b>-</b>	<b>1,487</b>
F410	Construction of buildings	-	366,835	318	-	57
F421	Construction of roads and railways	43,117	462,251	5,314	-	1,430
F422	Construction of utility projects	1,575	-	-	-	-
F429	Construction of other civil engineering projects	-	-	-	-	-
F432	Electrical, plumbing and other construction installation activities	354	-	-	-	-
F433	Building completion and finishing	S	S	S	S	S
F439	Other specialized construction activities	S	S	S	S	S
	<b>XI - Davao Region</b>	<b>32,362</b>	<b>1,127,657</b>	<b>37,560</b>	<b>31,904</b>	<b>-</b>
F410	Construction of buildings	-	173,906	-	-	-
F421	Construction of roads and railways	-	702,771	37,560	31,904	-
F422	Construction of utility projects	2,153	53,862	-	-	-
F429	Construction of other civil engineering projects	30,209	-	-	-	-
F432	Electrical, plumbing and other construction installation activities	-	156,882	-	-	-
F439	Other specialized construction activities	-	40,236	-	-	-



**Table 11** Number of Establishments and Value of Inventories by Type for Construction Establishments by Region and Industry Group: Philippines, 2018

(Values are in thousand PhP, except number of establishments. Details may not add-up to total due to rounding and/or statistical disclosure control.)

Continued

2009 PSIC Code	Region/Industry Description	Value of Inventories as of 1 January				
		Goods for Resale	Construction Materials and Supplies	Fuel, Lubricants, Oils and Greases	Real Estate for Sale	Other Inventories
		(6)	(7)	(8)	(9)	(10)
	<b>XII - SOCCSKSARGEN</b>	<b>42,709</b>	<b>1,603,954</b>	<b>1,264</b>	<b>-</b>	<b>-</b>
F410	Construction of buildings	42,674	1,498,209	804	-	-
F421	Construction of roads and railways	35	89,323	448	-	-
F422	Construction of utility projects	S	S	S	S	S
F429	Construction of other civil engineering projects	-	13,792	12	-	-
F432	Electrical, plumbing and other construction installation activities	-	354	-	-	-
F439	Other specialized construction activities	S	S	S	S	S
	<b>XIII - Caraga</b>	<b>1,154</b>	<b>177,472</b>	<b>5,080</b>	<b>-</b>	<b>295</b>
F410	Construction of buildings	S	S	S	S	S
F421	Construction of roads and railways	1,154	45,165	2,318	-	295
F429	Construction of other civil engineering projects	S	S	S	S	S
F439	Other specialized construction activities	-	4,717	-	-	-
	<b>Autonomous Region in Muslim Mindanao</b>	<b>S</b>	<b>S</b>	<b>S</b>	<b>S</b>	<b>S</b>
F421	Construction of roads and railways	S	S	S	S	S

**Table 11** Number of Establishments and Value of Inventories by Type for Construction Establishments by Region and Industry Group: Philippines, 2018*(Values are in thousand PhP, except number of establishments. Details may not add-up to total due to rounding and/or statistical disclosure control.)**Continued*

2009 PSIC Code	Region/Industry Description	Value of Inventories as of 31 December				
		Total	Construction- in-Progress/ Project-in- Progress	Finished Products	Work-in- Progress	Goods for Resale
		(11)	(12)	(13)	(14)	(15)
	<b>Philippines</b>	<b>94,005,969</b>	<b>55,419,604</b>	<b>223,540</b>	<b>1,416,951</b>	<b>664,836</b>
F410	Construction of buildings	25,946,691	7,707,067	82,412	104,465	103,607
F421	Construction of roads and railways	38,952,054	31,051,160	64,119	450,622	77,966
F422	Construction of utility projects	18,584,073	14,176,944	51	36,778	107,863
F429	Construction of other civil engineering projects.	2,357,671	724,384	51,940	58,523	42,925
F431	Demolition and site preparation	47,821	-	-	-	-
F432	Electrical, plumbing and other construction installation activities	5,293,142	1,362,733	21,672	606,538	1,043
F433	Building completion and finishing	1,743,329	284,692	1,189	130,320	299,415
F439	Other specialized construction activities	1,081,188	112,625	2,157	29,705	32,015
	<b>National Capital Region</b>	<b>59,066,387</b>	<b>33,490,374</b>	<b>63,000</b>	<b>1,182,898</b>	<b>434,544</b>
F410	Construction of buildings	13,785,636	1,885,718	-	-	3,252
F421	Construction of roads and railways	19,866,355	16,333,135	-	423,642	-
F422	Construction of utility projects	17,232,539	13,679,564	-	-	104,372
F429	Construction of other civil engineering projects	1,225,151	134,053	47,745	166	442
F431	Demolition and site preparation	47,821	-	-	-	-
F432	Electrical, plumbing and other construction installation activities	4,634,361	1,293,413	14,066	599,065	343
F433	Building completion and finishing	1,428,283	123,799	1,189	130,320	299,415
F439	Other specialized construction activities	846,241	40,692	-	29,705	26,720
	<b>Cordillera Administrative Region</b>	<b>781,812</b>	<b>471,493</b>	<b>35,333</b>	<b>-</b>	<b>-</b>
F410	Construction of buildings	320,288	222,580	-	-	-
F421	Construction of roads and railways	449,597	248,913	35,333	-	-
F429	Construction of other civil engineering projects	S	S	S	S	S
F432	Electrical, plumbing and other construction installation activities	S	S	S	S	S
F439	Other specialized construction activities	S	S	S	S	S
	<b>I - Ilocos Region</b>	<b>1,035,575</b>	<b>837,662</b>	<b>-</b>	<b>-</b>	<b>1,530</b>
F410	Construction of buildings	944,667	788,925	-	-	1,530
F421	Construction of roads and railways	72,615	31,268	-	-	-

**Table 11** Number of Establishments and Value of Inventories by Type for Construction Establishments by Region and Industry Group: Philippines, 2018

(Values are in thousand PhP, except number of establishments. Details may not add-up to total due to rounding and/or statistical disclosure control.)

Continued

2009 PSIC Code	Region/Industry Description	Value of Inventories as of 31 December				
		Total	Construction- in-Progress/ Project-in- Progress	Finished Products	Work-in- Progress	Goods for Resale
		(11)	(12)	(13)	(14)	(15)
F422	Construction of utility projects	S	S	S	S	S
F432	Electrical, plumbing and other construction installation activities	17,468	17,468	-	-	-
F433	Building completion and finishing	S	S	S	S	S
F439	Other specialized construction activities	S	S	S	S	S
	<b>II - Cagayan Valley</b>	<b>798,796</b>	<b>223,559</b>	<b>7,134</b>	<b>-</b>	<b>-</b>
F410	Construction of buildings	551,951	-	-	-	-
F421	Construction of roads and railways	244,686	223,559	7,134	-	-
F422	Construction of utility projects	S	S	S	S	S
F429	Construction of other civil engineering projects	S	S	S	S	S
F432	Electrical, plumbing and other construction installation activities	S	S	S	S	S
	<b>III - Central Luzon</b>	<b>4,852,092</b>	<b>2,157,777</b>	<b>30,693</b>	<b>6,849</b>	<b>22,266</b>
F410	Construction of buildings	1,592,780	647,093	13,349	-	13,091
F421	Construction of roads and railways	2,447,016	1,318,588	17,184	3,349	6,887
F422	Construction of utility projects	400,319	489	-	-	-
F429	Construction of other civil engineering projects	93,356	6,519	-	3,500	2,289
F431	Demolition and site preparation	-	-	-	-	-
F432	Electrical, plumbing and other construction installation activities	93,930	19,356	-	-	-
F433	Building completion and finishing	202,610	158,493	-	-	-
F439	Other specialized construction activities	22,080	7,239	159	-	-
	<b>IVA - CALABARZON</b>	<b>4,251,670</b>	<b>2,874,321</b>	<b>41,683</b>	<b>29,796</b>	<b>11,575</b>
F410	Construction of buildings	1,399,706	715,480	32,836	20,522	5,579
F421	Construction of roads and railways	2,199,059	1,856,352	3,000	1,800	-
F422	Construction of utility projects	58,355	58,355	-	-	-
F429	Construction of other civil engineering projects	215,253	187,690	-	-	-
F432	Electrical, plumbing and other construction installation activities	145,228	15,211	3,850	7,473	700
F433	Building completion and finishing	109,992	1,298	-	-	-
F439	Other specialized construction activities	124,077	39,936	1,997	-	5,296

**Table 11** Number of Establishments and Value of Inventories by Type for Construction Establishments by Region and Industry Group: Philippines, 2018

(Values are in thousand PhP, except number of establishments. Details may not add-up to total due to rounding and/or statistical disclosure control.)

Continued

2009 PSIC Code	Region/Industry Description	Value of Inventories as of 31 December				
		Total	Construction- in-Progress/ Project-in- Progress	Finished Products	Work-in- Progress	Goods for Resale
		(11)	(12)	(13)	(14)	(15)
	<b>MIMAROPA</b>	<b>311,331</b>	<b>278,942</b>	-	-	<b>3,534</b>
F410	Construction of buildings	12,801	8,085	-	-	3,534
F421	Construction of roads and railways	296,599	270,857	-	-	-
F422	Construction of utility projects	S	S	S	S	S
F433	Building completion and finishing	S	S	S	S	S
	<b>V - Bicol Region</b>	<b>1,643,418</b>	<b>787,932</b>	-	-	<b>1,595</b>
F410	Construction of buildings	119,731	17,160	-	-	1,595
F421	Construction of roads and railways	1,113,814	442,802	-	-	-
F422	Construction of utility projects	69,648	64,026	-	-	-
F429	Construction of other civil engineering projects	340,039	263,944	-	-	-
F432	Electrical, plumbing and other construction installation activities	186	-	-	-	-
	<b>VI - Western Visayas</b>	<b>960,257</b>	<b>523,492</b>	<b>608</b>	<b>395</b>	<b>69,635</b>
F410	Construction of buildings	138,176	33,946	-	-	-
F421	Construction of roads and railways	710,408	489,546	608	395	69,635
F422	Construction of utility projects	S	S	S	S	S
F429	Construction of other civil engineering projects	101,124	-	-	-	-
F432	Electrical, plumbing and other construction installation activities	2,044	-	-	-	-
F439	Other specialized construction activities	S	S	S	S	S
	<b>VII - Central Visayas</b>	<b>3,228,552</b>	<b>1,702,748</b>	<b>2,387</b>	<b>39,460</b>	<b>32,154</b>
F410	Construction of buildings	1,340,399	576,969	2,387	2,683	32,154
F421	Construction of roads and railways	1,012,657	752,569	-	-	-
F422	Construction of utility projects	744,699	355,074	-	36,778	-
F429	Construction of other civil engineering projects	3,498	-	-	-	-
F432	Electrical, plumbing and other construction installation activities	124,891	17,035	-	-	-
F433	Building completion and finishing	2,410	1,102	-	-	-
F439	Other specialized construction activities	-	-	-	-	-

**Table 11** Number of Establishments and Value of Inventories by Type for Construction Establishments by Region and Industry Group: Philippines, 2018

(Values are in thousand PhP, except number of establishments. Details may not add-up to total due to rounding and/or statistical disclosure control.)

Continued

2009 PSIC Code	Region/Industry Description	Value of Inventories as of 31 December				
		Total	Construction- in-Progress/ Project-in- Progress	Finished Products	Work-in- Progress	Goods for Resale
(11)	(12)	(13)	(14)	(15)		
	<b>VIII - Eastern Visayas</b>	<b>3,252,098</b>	<b>2,373,091</b>	<b>500</b>	<b>16,000</b>	<b>4,377</b>
F410	Construction of buildings	2,156,623	1,582,710	-	15,000	3,566
F421	Construction of roads and railways	1,085,501	785,982	-	-	-
F422	Construction of utility projects	-	-	-	-	-
F429	Construction of other civil engineering projects	9,974	4,400	500	1,000	810
	<b>IX - Zamboanga Peninsula</b>	<b>8,076,804</b>	<b>7,339,041</b>	<b>35</b>	<b>53,866</b>	<b>757</b>
F410	Construction of buildings	641,284	221,125	35	9	757
F421	Construction of roads and railways	7,138,825	7,091,087	-	-	-
F429	Construction of other civil engineering projects	S	S	S	S	S
F432	Electrical, plumbing and other construction installation activities	200,186	-	-	-	-
F439	Other specialized construction activities	S	S	S	S	S
	<b>X - Northern Mindanao</b>	<b>911,935</b>	<b>123,827</b>	<b>5,029</b>	<b>21,942</b>	<b>1,614</b>
F410	Construction of buildings	333,744	50,404	475	530	5
F421	Construction of roads and railways	551,338	51,910	859	21,412	-
F422	Construction of utility projects	15,563	13,954	-	-	1,609
F429	Construction of other civil engineering projects	3,695	-	3,695	-	-
F432	Electrical, plumbing and other construction installation activities	250	250	-	-	-
F433	Building completion and finishing	S	S	S	S	S
F439	Other specialized construction activities	S	S	S	S	S
	<b>XI - Davao Region</b>	<b>2,543,902</b>	<b>1,534,030</b>	<b>36,068</b>	<b>65,721</b>	<b>41,267</b>
F410	Construction of buildings	1,246,279	894,988	32,260	65,721	-
F421	Construction of roads and railways	962,807	515,163	-	-	-
F422	Construction of utility projects	51,418	5,482	51	-	1,883
F429	Construction of other civil engineering projects	140,332	100,948	-	-	39,384
F432	Electrical, plumbing and other construction installation activities	67,427	-	3,757	-	-
F439	Other specialized construction activities	75,639	17,448	-	-	-

**Table 11** Number of Establishments and Value of Inventories by Type for Construction Establishments by Region and Industry Group: Philippines, 2018*(Values are in thousand PhP, except number of establishments. Details may not add-up to total due to rounding and/or statistical disclosure control.)**Continued*

2009 PSIC Code	Region/Industry Description	Value of Inventories as of 31 December				
		Total	Construction- in-Progress/ Project-in- Progress	Finished Products	Work-in- Progress	Goods for Resale
		(11)	(12)	(13)	(14)	(15)
	<b>XII - SOCCSKSARGEN</b>	<b>1,390,585</b>	<b>8,156</b>	<b>-</b>	<b>-</b>	<b>38,585</b>
F410	Construction of buildings	1,278,141	-	-	-	38,545
F421	Construction of roads and railways	95,382	8,156	-	-	40
F422	Construction of utility projects	S	S	S	S	S
F429	Construction of other civil engineering projects	14,634	-	-	-	-
F432	Electrical, plumbing and other construction installation activities	721	-	-	-	-
F439	Other specialized construction activities	S	S	S	S	S
	<b>XIII - Caraga</b>	<b>900,756</b>	<b>693,159</b>	<b>1,070</b>	<b>24</b>	<b>1,405</b>
F410	Construction of buildings	S	S	S	S	S
F421	Construction of roads and railways	705,396	631,274	-	24	1,405
F429	Construction of other civil engineering projects	S	S	S	S	S
F439	Other specialized construction activities	3,020	-	-	-	-
	<b>Autonomous Region in Muslim Mindanao</b>	<b>S</b>	<b>S</b>	<b>S</b>	<b>S</b>	<b>S</b>
F421	Construction of roads and railways	S	S	S	S	S

**Table 11** Number of Establishments and Value of Inventories by Type for Construction Establishments by Region and Industry Group: Philippines, 2018*(Values are in thousand PhP, except number of establishments. Details may not add-up to total due to rounding and/or statistical disclosure control.)**Continued*

2009 PSIC Code	Region/Industry Description	Value of Inventories as of 31 December			
		Construction Materials and Supplies	Fuel, Lubricants, Oils and Greases	Real Estate for Sale	Other Inventories
		(16)	(17)	(18)	(19)
	<b>Philippines</b>	<b>35,152,280</b>	<b>336,991</b>	<b>317,112</b>	<b>474,656</b>
F410	Construction of buildings	17,619,941	46,184	282,374	641
F421	Construction of roads and railways	6,607,279	279,351	34,738	386,819
F422	Construction of utility projects	4,244,789	643	-	17,004
F429	Construction of other civil engineering projects	1,415,997	8,649	-	55,254
F431	Demolition and site preparation	39,481	-	-	8,340
F432	Electrical, plumbing and other construction installation activities	3,294,394	886	-	5,875
F433	Building completion and finishing	1,027,286	348	-	78
F439	Other specialized construction activities	903,112	930	-	644
	<b>National Capital Region</b>	<b>23,217,644</b>	<b>50,101</b>	<b>216,731</b>	<b>411,095</b>
F410	Construction of buildings	11,666,992	12,754	216,731	189
F421	Construction of roads and railways	2,752,129	28,366	-	329,084
F422	Construction of utility projects	3,431,599	-	-	17,004
F429	Construction of other civil engineering projects	983,854	8,365	-	50,525
F431	Demolition and site preparation	39,481	-	-	8,340
F432	Electrical, plumbing and other construction installation activities	2,721,343	256	-	5,875
F433	Building completion and finishing	873,133	348	-	78
F439	Other specialized construction activities	749,112	12	-	-
	<b>Cordillera Administrative Region</b>	<b>271,616</b>	<b>3,052</b>	<b>-</b>	<b>317</b>
F410	Construction of buildings	97,399	3	-	306
F421	Construction of roads and railways	162,291	3,048	-	11
F429	Construction of other civil engineering projects	S	S	S	S
F432	Electrical, plumbing and other construction installation activities	S	S	S	S
F439	Other specialized construction activities	S	S	S	S
	<b>I - Ilocos Region</b>	<b>189,550</b>	<b>6,724</b>	<b>-</b>	<b>109</b>
F410	Construction of buildings	152,169	2,042	-	-
F421	Construction of roads and railways	36,556	4,682	-	109

**Table 11** Number of Establishments and Value of Inventories by Type for Construction Establishments by Region and Industry Group: Philippines, 2018

(Values are in thousand PhP, except number of establishments. Details may not add-up to total due to rounding and/or statistical disclosure control.)

Continued

2009 PSIC Code	Region/Industry Description	Value of Inventories as of 31 December			
		Construction Materials and Supplies	Fuel, Lubricants, Oils and Greases	Real Estate for Sale	Other Inventories
		(16)	(17)	(18)	(19)
F422	Construction of utility projects	S	S	S	S
F432	Electrical, plumbing and other construction installation activities	-	-	-	-
F433	Building completion and finishing	S	S	S	S
F439	Other specialized construction activities	S	S	S	S
	<b>II - Cagayan Valley</b>	<b>561,709</b>	<b>6,394</b>	-	-
F410	Construction of buildings	546,857	5,094	-	-
F421	Construction of roads and railways	12,693	1,299	-	-
F422	Construction of utility projects	S	S	S	S
F429	Construction of other civil engineering projects	S	S	S	S
F432	Electrical, plumbing and other construction installation activities	S	S	S	S
	<b>III - Central Luzon</b>	<b>2,628,648</b>	<b>5,163</b>	-	<b>695</b>
F410	Construction of buildings	916,787	2,461	-	-
F421	Construction of roads and railways	1,097,713	2,599	-	695
F422	Construction of utility projects	399,830	-	-	-
F429	Construction of other civil engineering projects	80,963	85	-	-
F431	Demolition and site preparation	-	-	-	-
F432	Electrical, plumbing and other construction installation activities	74,574	-	-	-
F433	Building completion and finishing	44,117	-	-	-
F439	Other specialized construction activities	14,663	18	-	-
	<b>IVA - CALABARZON</b>	<b>1,065,120</b>	<b>180,832</b>	<b>47,707</b>	<b>637</b>
F410	Construction of buildings	573,030	4,552	47,707	-
F421	Construction of roads and railways	163,137	174,770	-	-
F422	Construction of utility projects	-	-	-	-
F429	Construction of other civil engineering projects	27,563	-	-	-
F432	Electrical, plumbing and other construction installation activities	117,385	610	-	-
F433	Building completion and finishing	108,694	-	-	-
F439	Other specialized construction activities	75,311	900	-	637



**Table 11** Number of Establishments and Value of Inventories by Type for Construction Establishments by Region and Industry Group: Philippines, 2018

(Values are in thousand PhP, except number of establishments. Details may not add-up to total due to rounding and/or statistical disclosure control.)

Continued

2009 PSIC Code	Region/Industry Description	Value of Inventories as of 31 December			
		Construction Materials and Supplies	Fuel, Lubricants, Oils and Greases	Real Estate for Sale	Other Inventories
		(16)	(17)	(18)	(19)
	<b>MIMAROPA</b>	<b>27,251</b>	<b>1,604</b>	-	-
F410	Construction of buildings	1,182	-	-	-
F421	Construction of roads and railways	24,139	1,604	-	-
F422	Construction of utility projects	S	S	S	S
F433	Building completion and finishing	S	S	S	S
	<b>V - Bicol Region</b>	<b>837,657</b>	<b>16,234</b>	-	-
F410	Construction of buildings	99,961	1,016	-	-
F421	Construction of roads and railways	656,294	14,718	-	-
F422	Construction of utility projects	5,121	501	-	-
F429	Construction of other civil engineering projects	76,095	-	-	-
F432	Electrical, plumbing and other construction installation activities	186	-	-	-
	<b>VI - Western Visayas</b>	<b>301,407</b>	<b>746</b>	<b>14,073</b>	<b>49,901</b>
F410	Construction of buildings	104,227	-	-	3
F421	Construction of roads and railways	90,243	746	14,073	45,162
F422	Construction of utility projects	S	S	S	S
F429	Construction of other civil engineering projects	96,395	-	-	4,729
F432	Electrical, plumbing and other construction installation activities	2,044	-	-	-
F439	Other specialized construction activities	S	S	S	S
	<b>VII - Central Visayas</b>	<b>1,432,807</b>	<b>718</b>	<b>17,935</b>	<b>342</b>
F410	Construction of buildings	707,676	556	17,935	39
F421	Construction of roads and railways	259,785	-	-	303
F422	Construction of utility projects	352,705	142	-	-
F429	Construction of other civil engineering projects	3,498	-	-	-
F432	Electrical, plumbing and other construction installation activities	107,836	20	-	-
F433	Building completion and finishing	1,308	-	-	-
F439	Other specialized construction activities	-	-	-	-

**Table 11** Number of Establishments and Value of Inventories by Type for Construction Establishments by Region and Industry Group: Philippines, 2018*(Values are in thousand PhP, except number of establishments. Details may not add-up to total due to rounding and/or statistical disclosure control.)**Continued*

2009 PSIC Code	Region/Industry Description	Value of Inventories as of 31 December			
		Construction Materials and Supplies	Fuel, Lubricants, Oils and Greases	Real Estate for Sale	Other Inventories
		(16)	(17)	(18)	(19)
	<b>VIII - Eastern Visayas</b>	<b>832,379</b>	<b>14,702</b>	<b>-</b>	<b>11,050</b>
F410	Construction of buildings	549,786	5,562	-	-
F421	Construction of roads and railways	279,480	8,990	-	11,050
F422	Construction of utility projects	-	-	-	-
F429	Construction of other civil engineering projects	3,113	150	-	-
	<b>IX - Zamboanga Peninsula</b>	<b>675,949</b>	<b>7,157</b>	<b>-</b>	<b>-</b>
F410	Construction of buildings	412,315	7,043	-	-
F421	Construction of roads and railways	47,665	73	-	-
F429	Construction of other civil engineering projects	S	S	S	S
F432	Electrical, plumbing and other construction installation activities	200,186	-	-	-
F439	Other specialized construction activities	S	S	S	S
	<b>X - Northern Mindanao</b>	<b>750,351</b>	<b>9,068</b>	<b>-</b>	<b>104</b>
F410	Construction of buildings	280,955	1,272	-	104
F421	Construction of roads and railways	469,361	7,796	-	-
F422	Construction of utility projects	-	-	-	-
F429	Construction of other civil engineering projects	-	-	-	-
F432	Electrical, plumbing and other construction installation activities	-	-	-	-
F433	Building completion and finishing	S	S	S	S
F439	Other specialized construction activities	S	S	S	S
	<b>XI - Davao Region</b>	<b>816,779</b>	<b>29,373</b>	<b>20,665</b>	<b>-</b>
F410	Construction of buildings	253,311	-	-	-
F421	Construction of roads and railways	397,606	29,373	20,665	-
F422	Construction of utility projects	44,002	-	-	-
F429	Construction of other civil engineering projects	-	-	-	-
F432	Electrical, plumbing and other construction installation activities	63,670	-	-	-
F439	Other specialized construction activities	58,190	-	-	-

**Table 11** Number of Establishments and Value of Inventories by Type for Construction Establishments by Region and Industry Group: Philippines, 2018

(Values are in thousand PhP, except number of establishments. Details may not add-up to total due to rounding and/or statistical disclosure control.)

Concluded

2009 PSIC Code	Region/Industry Description	Value of Inventories as of 31 December			
		Construction Materials and Supplies	Fuel, Lubricants, Oils and Greases	Real Estate for Sale	Other Inventories
		(16)	(17)	(18)	(19)
	<b>XII - SOCCSKSARGEN</b>	<b>1,342,515</b>	<b>1,330</b>	-	-
F410	Construction of buildings	1,238,722	874	-	-
F421	Construction of roads and railways	86,738	448	-	-
F422	Construction of utility projects	S	S	S	S
F429	Construction of other civil engineering projects	14,626	8	-	-
F432	Electrical, plumbing and other construction installation activities	721	-	-	-
F439	Other specialized construction activities	S	S	S	S
	<b>XIII - Caraga</b>	<b>200,898</b>	<b>3,794</b>	-	<b>405</b>
F410	Construction of buildings	S	S	S	S
F421	Construction of roads and railways	71,449	839	-	405
F429	Construction of other civil engineering projects	S	S	S	S
F439	Other specialized construction activities	3,020	-	-	-
	<b>Autonomous Region in Muslim Mindanao</b>	<b>S</b>	<b>S</b>	<b>S</b>	<b>S</b>
F421	Construction of roads and railways	S	S	S	S

Notes: 1. “-” – zero value

2. S - suppressed

Source: Philippine Statistics Authority, 2018 Census of Philippine Business and Industry

**Table 12** Number of Establishments and Research and Development (R&D) Personnel by Sex, Expense and Intangible Assets for Construction Establishments by Region and Industry Group: Philippines, 2018*(Details may not add up to total due to rounding and/or statistical disclosure control)*

2009 PSIC Code	Region/Industry Description	Number of Establishments	R & D Personnel		
			Total	Male	Female
		(1)	(2)	(3)	(4)
	<b>Philippines</b>	<b>2,487</b>	<b>654</b>	<b>583</b>	<b>71</b>
F410	Construction of buildings	1,115	321	293	28
F421	Construction of roads and railways	374	271	248	23
F422	Construction of utility projects	125	6	5	2
F429	Construction of other civil engineering projects	163	2	2	-
F431	Demolition and site preparation	13	-	-	-
F432	Electrical, plumbing and other construction installation activities	467	20	18	2
F433	Building completion and finishing	96	15	6	9
F439	Other specialized construction activities	134	20	12	8
	<b>National Capital Region</b>	<b>949</b>	<b>100</b>	<b>79</b>	<b>21</b>
F410	Construction of buildings	380	54	48	6
F421	Construction of roads and railways	92	-	-	-
F422	Construction of utility projects	58	-	-	-
F429	Construction of other civil engineering projects	61	2	2	-
F431	Demolition and site preparation	10	-	-	-
F432	Electrical, plumbing and other construction installation activities	234	15	13	2
F433	Building completion and finishing	63	9	4	5
F439	Other specialized construction activities	50	20	12	8
	<b>Cordillera Administrative Region</b>	<b>41</b>	<b>-</b>	<b>-</b>	<b>-</b>
F410	Construction of buildings	17	-	-	-
F421	Construction of roads and railways	20	-	-	-
F429	Construction of other civil engineering projects	S	S	S	S
F432	Electrical, plumbing and other construction installation activities	S	S	S	S
F439	Other specialized construction activities	S	S	S	S
	<b>I - Ilocos Region</b>	<b>83</b>	<b>-</b>	<b>-</b>	<b>-</b>
F410	Construction of buildings	55	-	-	-

*Continued*

**Table 12** Number of Establishments and Research and Development (R&D) Personnel by Sex, Expense and Intangible Assets for Construction Establishments by Region and Industry Group: Philippines, 2018*(Details may not add up to total due to rounding and/or statistical disclosure control)**Continued*

2009 PSIC Code	Region/Industry Description	Number of Establishments	R & D Personnel		
			Total	Male	Female
		(1)	(2)	(3)	(4)
F421	Construction of roads and railways	14	-	-	-
F422	Construction of utility projects	S	S	S	S
F432	Electrical, plumbing and other construction installation activities	10	-	-	-
F433	Building completion and finishing	S	S	S	S
F439	Other specialized construction activities	S	S	S	S
	<b>II - Cagayan Valley</b>	<b>13</b>	<b>-</b>	<b>-</b>	<b>-</b>
F410	Construction of buildings	5	-	-	-
F421	Construction of roads and railways	5	-	-	-
F422	Construction of utility projects	S	S	S	S
F429	Construction of other civil engineering projects	S	S	S	S
F432	Electrical, plumbing and other construction installation activities	S	S	S	S
	<b>III - Central Luzon</b>	<b>212</b>	<b>6</b>	<b>5</b>	<b>2</b>
F410	Construction of buildings	118	-	-	-
F421	Construction of roads and railways	33	-	-	-
F422	Construction of utility projects	13	6	5	2
F429	Construction of other civil engineering projects	12	-	-	-
F431	Demolition and site preparation	3	-	-	-
F432	Electrical, plumbing and other construction installation activities	15	-	-	-
F433	Building completion and finishing	3	-	-	-
F439	Other specialized construction activities	15	-	-	-
	<b>IVA - CALABARZON</b>	<b>296</b>	<b>14</b>	<b>10</b>	<b>4</b>
F410	Construction of buildings	132	3	3	-
F421	Construction of roads and railways	21	-	-	-
F422	Construction of utility projects	18	-	-	-
F429	Construction of other civil engineering projects	11	-	-	-
F432	Electrical, plumbing and other construction installation activities	74	5	5	-
F433	Building completion and finishing	10	6	2	4
F439	Other specialized construction activities	30	-	-	-

**Table 12** Number of Establishments and Research and Development (R&D) Personnel by Sex, Expense and Intangible Assets for Construction Establishments by Region and Industry Group: Philippines, 2018*(Details may not add up to total due to rounding and/or statistical disclosure control)**Continued*

2009 PSIC Code	Region/Industry Description	Number of Establishments	R & D Personnel		
			Total	Male	Female
		(1)	(2)	(3)	(4)
	<b>MIMAROPA</b>	<b>27</b>	-	-	-
F410	Construction of buildings	17	-	-	-
F421	Construction of roads and railways	8	-	-	-
F422	Construction of utility projects	S	S	S	S
F433	Building completion and finishing	S	S	S	S
	<b>V – Bicol Region</b>	<b>79</b>	<b>5</b>	<b>4</b>	<b>1</b>
F410	Construction of buildings	26	5	4	1
F421	Construction of roads and railways	20	-	-	-
F422	Construction of utility projects	5	-	-	-
F429	Construction of other civil engineering projects	12	-	-	-
F432	Electrical, plumbing and other construction installation activities	17	-	-	-
	<b>VI - Western Visayas</b>	<b>101</b>	<b>3</b>	<b>3</b>	-
F410	Construction of buildings	45	3	3	-
F421	Construction of roads and railways	24	-	-	-
F422	Construction of utility projects	S	S	S	S
F429	Construction of other civil engineering projects	18	-	-	-
F432	Electrical, plumbing and other construction installation activities	8	-	-	-
F439	Other specialized construction activities	S	S	S	S
	<b>VII - Central Visayas</b>	<b>231</b>	<b>8</b>	<b>5</b>	<b>2</b>
F410	Construction of buildings	132	5	4	1
F421	Construction of roads and railways	18	2	1	1
F422	Construction of utility projects	10	-	-	-
F429	Construction of other civil engineering projects	12	-	-	-
F432	Electrical, plumbing and other construction installation activities	38	-	-	-
F433	Building completion and finishing	12	-	-	-
F439	Other specialized construction activities	9	-	-	-

**Table 12** Number of Establishments and Research and Development (R&D) Personnel by Sex, Expense and Intangible Assets for Construction Establishments by Region and Industry Group: Philippines, 2018*(Details may not add up to total due to rounding and/or statistical disclosure control)**Continued*

2009 PSIC Code	Region/Industry Description	Number of Establishments	R & D Personnel		
			Total	Male	Female
		(1)	(2)	(3)	(4)
VIII - Eastern Visayas		68	259	242	17
F410	Construction of buildings	31	-	-	-
F421	Construction of roads and railways	31	259	242	17
F422	Construction of utility projects	3	-	-	-
F429	Construction of other civil engineering projects	3	-	-	-
IX - Zamboanga Peninsula		67	3	1	2
F410	Construction of buildings	43	3	1	2
F421	Construction of roads and railways	5	-	-	-
F429	Construction of other civil engineering projects	S	S	S	S
F432	Electrical, plumbing and other construction installation activities	10	-	-	-
F439	Other specialized construction activities	S	S	S	S
X - Northern Mindanao		99	222	210	12
F410	Construction of buildings	34	222	210	12
F421	Construction of roads and railways	23	-	-	-
F422	Construction of utility projects	6	-	-	-
F429	Construction of other civil engineering projects	10	-	-	-
F432	Electrical, plumbing and other construction installation activities	18	-	-	-
F433	Building completion and finishing	S	S	S	S
F439	Other specialized construction activities	S	S	S	S
XI - Davao Region		140	-	-	-
F410	Construction of buildings	53	-	-	-
F421	Construction of roads and railways	26	-	-	-
F422	Construction of utility projects	6	-	-	-
F429	Construction of other civil engineering projects	12	-	-	-
F432	Electrical, plumbing and other construction installation activities	35	-	-	-
F439	Other specialized construction activities	9	-	-	-

**Table 12** Number of Establishments and Research and Development (R&D) Personnel by Sex, Expense and Intangible Assets for Construction Establishments by Region and Industry Group: Philippines, 2018

(Details may not add up to total due to rounding and/or statistical disclosure control)

Continued

2009 PSIC Code	Region/Industry Description	Number of Establishments	R & D Personnel		
			Total	Male	Female
			(1)	(2)	(3)
	<b>XII - SOCCSKSARGEN</b>	<b>48</b>	-	-	-
F410	Construction of buildings	22	-	-	-
F421	Construction of roads and railways	14	-	-	-
F422	Construction of utility projects	S	S	S	S
F429	Construction of other civil engineering projects	3	-	-	-
F432	Electrical, plumbing and other construction installation activities	6	-	-	-
F439	Other specialized construction activities	S	S	S	S
	<b>XIII - Caraga</b>	<b>31</b>	<b>25</b>	<b>20</b>	<b>5</b>
F410	Construction of buildings	S	S	S	S
F421	Construction of roads and railways	18	-	-	-
F429	Construction of other civil engineering projects	S	S	S	S
F439	Other specialized construction activities	7	-	-	-
	<b>Autonomous Region in Muslim Mindanao</b>	<b>S</b>	<b>S</b>	<b>S</b>	<b>S</b>
F421	Construction of roads and railways	S	S	S	S



**Table 12** Number of Establishments and Research and Development (R&D) Personnel by Sex, Expense and Intangible Assets for Construction Establishments by Region and Industry Group: Philippines, 2018*(Details may not add up to total due to rounding and/or statistical disclosure control)**Continued*

2009 PSIC Code	Region/Industry Description	Compensation for R&D Personnel	R&D Expense	Intangible Assets for R&D	
				Capital Expenditures	Book Value as of 31 December
		(5)	(6)	(7)	(8)
	<b>Philippines</b>	<b>200,118</b>	<b>38,952</b>	<b>433,846</b>	<b>196,698</b>
F410	Construction of buildings	38,033	24,590	433,844	196,694
F421	Construction of roads and railways	45,066	1,455	-	-
F422	Construction of utility projects	106,844	4,700	-	-
F429	Construction of other civil engineering projects	4,082	1,028	-	-
F431	Demolition and site preparation	-	-	-	-
F432	Electrical, plumbing and other construction installation activities	1,205	7,108	-	-
F433	Building completion and finishing	3,544	72	2	4
F439	Other specialized construction activities	1,344	-	-	-
	<b>National Capital Region</b>	<b>111,382</b>	<b>31,785</b>	<b>433,846</b>	<b>196,698</b>
F410	Construction of buildings	4,355	23,319	433,844	196,694
F421	Construction of roads and railways	-	119	-	-
F422	Construction of utility projects	100,356	4,156	-	-
F429	Construction of other civil engineering projects	4,082	1,028	-	-
F431	Demolition and site preparation	-	-	-	-
F432	Electrical, plumbing and other construction installation activities	376	3,091	-	-
F433	Building completion and finishing	869	72	2	4
F439	Other specialized construction activities	1,344	-	-	-
	<b>Cordillera Administrative Region</b>	<b>-</b>	<b>123</b>	<b>-</b>	<b>-</b>
F410	Construction of buildings	-	-	-	-
F421	Construction of roads and railways	-	123	-	-
F429	Construction of other civil engineering projects	S	S	S	S
F432	Electrical, plumbing and other construction installation activities	S	S	S	S
F439	Other specialized construction activities	S	S	S	S
	<b>I - Ilocos Region</b>	<b>-</b>	<b>-</b>	<b>-</b>	<b>-</b>
F410	Construction of buildings	-	-	-	-
F421	Construction of roads and railways	-	-	-	-

**Table 12** Number of Establishments and Research and Development (R&D) Personnel by Sex, Expense and Intangible Assets for Construction Establishments by Region and Industry Group: Philippines, 2018

(Details may not add up to total due to rounding and/or statistical disclosure control)

Continued

2009 PSIC Code	Region/Industry Description	Compensation for R&D Personnel	R&D Expense	Intangible Assets for R&D	
				Capital Expenditures	Book Value as of 31 December
		(5)	(6)	(7)	(8)
F422	Construction of utility projects	S	S	S	S
F432	Electrical, plumbing and other construction installation activities	-	-	-	-
F433	Building completion and finishing	S	S	S	S
F439	Other specialized construction activities	S	S	S	S
	<b>II - Cagayan Valley</b>	-	-	-	-
F410	Construction of buildings	-	-	-	-
F421	Construction of roads and railways	-	-	-	-
F422	Construction of utility projects	S	S	S	S
F429	Construction of other civil engineering projects	S	S	S	S
F432	Electrical, plumbing and other construction installation activities	S	S	S	S
	<b>III - Central Luzon</b>	<b>2,928</b>	<b>889</b>	-	-
F410	Construction of buildings	-	346	-	-
F421	Construction of roads and railways	-	-	-	-
F422	Construction of utility projects	2,928	543	-	-
F429	Construction of other civil engineering projects	-	-	-	-
F431	Demolition and site preparation	-	-	-	-
F432	Electrical, plumbing and other construction installation activities	-	-	-	-
F433	Building completion and finishing	-	-	-	-
F439	Other specialized construction activities	-	-	-	-
	<b>IVA - CALABARZON</b>	<b>8,119</b>	<b>4,755</b>	-	-
F410	Construction of buildings	5,445	738	-	-
F421	Construction of roads and railways	-	-	-	-
F422	Construction of utility projects	-	-	-	-
F429	Construction of other civil engineering projects	-	-	-	-
F432	Electrical, plumbing and other construction installation activities	-	4,017	-	-
F433	Building completion and finishing	2,675	-	-	-
F439	Other specialized construction activities	-	-	-	-

**Table 12** Number of Establishments and Research and Development (R&D) Personnel by Sex, Expense and Intangible Assets for Construction Establishments by Region and Industry Group: Philippines, 2018

(Details may not add up to total due to rounding and/or statistical disclosure control)

Continued

2009 PSIC Code	Region/Industry Description	Compensation for R&D Personnel	R&D Expense	Intangible Assets for R&D	
				Capital Expenditures	Book Value as of 31 December
		(5)	(6)	(7)	(8)
	<b>MIMAROPA</b>	-	-	-	-
F410	Construction of buildings	-	-	-	-
F421	Construction of roads and railways	-	-	-	-
F422	Construction of utility projects	S	S	S	S
F433	Building completion and finishing	S	S	S	S
	<b>V - Bicol</b>	<b>4,700</b>	-	-	-
F410	Construction of buildings	1,140	-	-	-
F421	Construction of roads and railways	-	-	-	-
F422	Construction of utility projects	3,560	-	-	-
F429	Construction of other civil engineering projects	-	-	-	-
F432	Electrical, plumbing and other construction installation activities	-	-	-	-
	<b>VI - Western Visayas</b>	<b>9,780</b>	-	-	-
F410	Construction of buildings	380	-	-	-
F421	Construction of roads and railways	9,400	-	-	-
F422	Construction of utility projects	S	S	S	S
F429	Construction of other civil engineering projects	-	-	-	-
F432	Electrical, plumbing and other construction installation activities	-	-	-	-
F439	Other specialized construction activities	S	S	S	S
	<b>VII - Central Visayas</b>	<b>7,557</b>	<b>1,191</b>	-	-
F410	Construction of buildings	4,589	-	-	-
F421	Construction of roads and railways	2,969	1,191	-	-
F422	Construction of utility projects	-	-	-	-
F429	Construction of other civil engineering projects	-	-	-	-
F432	Electrical, plumbing and other construction installation activities	-	-	-	-
F433	Building completion and finishing	-	-	-	-
F439	Other specialized construction activities	-	-	-	-

**Table 12** Number of Establishments and Research and Development (R&D) Personnel by Sex, Expense and Intangible Assets for Construction Establishments by Region and Industry Group: Philippines, 2018*(Details may not add up to total due to rounding and/or statistical disclosure control)**Continued*

2009 PSIC Code	Region/Industry Description	Compensation for R&D Personnel	R&D Expense	Intangible Assets for R&D	
				Capital Expenditures	Book Value as of 31-Dec
		(5)	(6)	(7)	(8)
	<b>VIII - Eastern Visayas</b>	<b>7,765</b>	-	-	-
F410	Construction of buildings	7,499	-	-	-
F421	Construction of roads and railways	266	-	-	-
F422	Construction of utility projects	-	-	-	-
F429	Construction of other civil engineering projects	-	-	-	-
	<b>IX - Zamboanga Peninsula</b>	<b>3,693</b>	<b>131</b>	-	-
F410	Construction of buildings	3,693	131	-	-
F421	Construction of roads and railways	-	-	-	-
F429	Construction of other civil engineering projects	S	S	S	S
F432	Electrical, plumbing and other construction installation activities	-	-	-	-
F439	Other specialized construction activities	S	S	S	S
	<b>X - Northern Mindanao</b>	<b>42,101</b>	<b>55</b>	-	-
F410	Construction of buildings	9,463	55	-	-
F421	Construction of roads and railways	31,809	-	-	-
F422	Construction of utility projects	-	-	-	-
F429	Construction of other civil engineering projects	-	-	-	-
F432	Electrical, plumbing and other construction installation activities	829	-	-	-
F433	Building completion and finishing	S	S	S	S
F439	Other specialized construction activities	S	S	S	S
	<b>XI - Davao Region</b>	<b>540</b>	-	-	-
F410	Construction of buildings	540	-	-	-
F421	Construction of roads and railways	-	-	-	-
F422	Construction of utility projects	-	-	-	-
F429	Construction of other civil engineering projects	-	-	-	-
F432	Electrical, plumbing and other construction installation activities	-	-	-	-
F439	Other specialized construction activities	-	-	-	-

**Table 12** Number of Establishments and Research and Development (R&D) Personnel by Sex, Expense and Intangible Assets for Construction Establishments by Region and Industry Group: Philippines, 2018

(Details may not add up to total due to rounding and/or statistical disclosure control)

Concluded

2009 PSIC Code	Region/Industry Description	Compensation for R&D Personnel	R&D Expense	Intangible Assets for R&D	
				Capital Expenditures	Book Value as of 31-Dec
		(5)	(6)	(7)	(8)
	<b>XII - SOCCSKSARGEN</b>	-	-	-	-
F410	Construction of buildings	-	-	-	-
F421	Construction of roads and railways	-	-	-	-
F422	Construction of utility projects	S	S	S	S
F429	Construction of other civil engineering projects	-	-	-	-
F432	Electrical, plumbing and other construction installation activities	-	-	-	-
F439	Other specialized construction activities	S	S	S	S
	<b>XIII - Caraga</b>	<b>1,385</b>	<b>23</b>	-	-
F410	Construction of buildings	S	S	S	S
F421	Construction of roads and railways	456	23	-	-
F429	Construction of other civil engineering projects	S	S	S	S
F439	Other specialized construction activities	-	-	-	-
	<b>Autonomous Region in Muslim Mindanao</b>	<b>S</b>	<b>S</b>	<b>S</b>	<b>S</b>
F421	Construction of roads and railways	S	S	S	S

Notes: 1. "-" – zero value

2. S - suppressed

Source: Philippine Statistics Authority, 2018 Census of Philippine Business and Industry





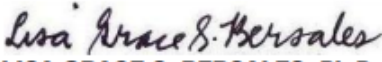
# APPENDIX





# Appendix 1

## 2018 Census of Philippine Business and Industry (CPBI Form No. 4)

	REPUBLIC OF THE PHILIPPINES <b>PHILIPPINE STATISTICS AUTHORITY</b>	CPBI Form 4 PSA Approval No. PSA-1907-04 Expires on 31 March 2020 																																																																					
<b>2018 CENSUS OF PHILIPPINE BUSINESS AND INDUSTRY</b>																																																																							
<b>CONSTRUCTION</b> January – December 2018																																																																							
<p>Dear Sir/Madam:</p> <p>The Philippine Statistics Authority (PSA) is conducting the <b>2018 Census of Philippine Business and Industry (CPBI)</b>. The <b>2018CPBI</b> aims to provide key measures on the levels, structure, performance and trends of businesses and industries that will be used for planning and policy formulation by the government and private sectors.</p> <p>This Office is authorized to collect information from businesses and industries under <b>Republic Act No. 10625 (RA 10625)</b>. Section 25 of the same law obliges the establishments to provide the required data. The information collected shall be kept strictly confidential and shall not be used for purposes of taxation, investigation or regulation as provided in Section 26.</p> <p>We appreciate your utmost cooperation by accomplishing this questionnaire and providing PSA with a copy of the 2018 Financial Statement of your establishment. You may also accomplish this questionnaire online at PSA website (<a href="https://cpbi.psa.gov.ph">https://cpbi.psa.gov.ph</a>).</p> <p>Thank you very much.</p> <div style="display: flex; justify-content: space-between; align-items: flex-start; margin-top: 20px;"> <div style="width: 45%;">   <b>LISA GRACE S. BERSALES, Ph.D.</b>          Undersecretary          National Statistician and Civil Registrar General       </div> <div style="width: 50%; border: 1px solid black; padding: 10px;">         For inquiries, contact:          _____          Telephone Number: _____          E-mail Address: _____          _____          or <a href="mailto:cpbi@psa.gov.ph">cpbi@psa.gov.ph</a> </div> </div>																																																																							
<table border="1" style="width: 100%; border-collapse: collapse;"> <thead> <tr> <th colspan="14">FOR PSA USE ONLY</th> </tr> <tr> <th style="width: 10%;">FN</th> <th style="width: 5%;">QN</th> <th style="width: 5%;">QS</th> <th style="width: 5%;">QR</th> <th colspan="10">ECN</th> </tr> </thead> <tbody> <tr> <td> </td><td> </td><td> </td><td> </td><td> </td><td> </td><td> </td><td> </td><td> </td><td> </td><td> </td><td> </td><td> </td><td> </td> </tr> <tr> <td colspan="4" style="text-align: center;">IND</td> <td colspan="4" style="text-align: center;">PROV-MUN</td> <td colspan="2" style="text-align: center;">BGY</td> <td style="text-align: center;">SZ</td> <td style="text-align: center;">LO</td> <td style="text-align: center;">EO</td> </tr> <tr> <td> </td><td> </td><td> </td><td> </td><td> </td><td> </td><td> </td><td> </td><td> </td><td> </td><td> </td><td> </td><td> </td><td> </td> </tr> </tbody> </table>			FOR PSA USE ONLY														FN	QN	QS	QR	ECN																								IND				PROV-MUN				BGY		SZ	LO	EO														
FOR PSA USE ONLY																																																																							
FN	QN	QS	QR	ECN																																																																			
IND				PROV-MUN				BGY		SZ	LO	EO																																																											

Page 2	PLEASE ENTER ON THE APPROPRIATE SPACE OR BOX THE DATA REQUESTED.	2018 CPBI F4
--------	------------------------------------------------------------------	--------------

**GENERAL INSTRUCTIONS**

⇒ Provide data required in this questionnaire based on the records of your establishment.

⇒ Provide best estimates if exact figures are not available in your records. Indicate N.A. for items which are not applicable.

⇒ Refer to the relevant explanatory notes and definitions provided in specific items when providing responses for each item.

⇒ Include only Philippine-based activities, including imports and exports, of this establishment.

⇒ Mark only one box using a check (✓) unless instructed otherwise.

**GENERAL INFORMATION ABOUT THIS ESTABLISHMENT**

**1. Business and Registered Names, Business Tax Identification Number (TIN) and Address, Company Website and Social Media Account/s of this Establishment in 2018**

**A. Business Name:** \_\_\_\_\_

**B. Registered Name:** \_\_\_\_\_

**C. Business TIN:**     —     —     —     

**D. Business Address:** \_\_\_\_\_

\_\_\_\_\_

Do Not Fill (For PSA Use Only)

PROV	MUN	BGY

**E. Company Website:** \_\_\_\_\_

**F. Social Media Account/s:**

\_\_\_\_\_  
  
 \_\_\_\_\_

\_\_\_\_\_  
  
 \_\_\_\_\_

Others, *specify*: \_\_\_\_\_

**2. Economic Activity or Business in 2018**

⇒ Describe in detail the main economic activity, secondary activities and ancillary activities of this establishment.

<p><b>A. Main Economic Activity</b> <i>(Refers to the activity that contributes the biggest or major portion of the gross revenue of this establishment.)</i></p> <p>_____</p> <p>_____</p> <p><b>A.1. Major products/goods produced or sold or type of service rendered</b> <i>Specify:</i></p> <p>_____</p> <p>_____</p> <p><b>B. Secondary/Other Activities</b> <i>(Refer to activities carried out by this establishment in addition to the main activity and in which the output, like that of the main activity, must be suitable for delivery outside this establishment.)</i></p> <p>_____</p> <p>_____</p> <p><b>C. Ancillary Activities</b> <i>(Refer to activities that exist to support the main productive activities of this establishment by providing non-durable goods or services entirely or primarily for the use of this establishment)</i></p> <p>_____</p> <p>_____</p>	<table border="1" style="width: 100%; border-collapse: collapse;"> <tr> <td colspan="2" style="padding: 2px;"><small>Do Not Fill (For PSA Use Only)</small></td> </tr> <tr> <td style="padding: 2px;">2009 PSIC</td> <td style="padding: 2px;"> <span style="border: 1px solid black; padding: 0 5px;"> </span> <span style="border: 1px solid black; padding: 0 5px;"> </span> <span style="border: 1px solid black; padding: 0 5px;"> </span> <span style="border: 1px solid black; padding: 0 5px;"> </span> <span style="border: 1px solid black; padding: 0 5px;"> </span> </td> </tr> </table>	<small>Do Not Fill (For PSA Use Only)</small>		2009 PSIC	<span style="border: 1px solid black; padding: 0 5px;"> </span> <span style="border: 1px solid black; padding: 0 5px;"> </span> <span style="border: 1px solid black; padding: 0 5px;"> </span> <span style="border: 1px solid black; padding: 0 5px;"> </span> <span style="border: 1px solid black; padding: 0 5px;"> </span>
<small>Do Not Fill (For PSA Use Only)</small>					
2009 PSIC	<span style="border: 1px solid black; padding: 0 5px;"> </span> <span style="border: 1px solid black; padding: 0 5px;"> </span> <span style="border: 1px solid black; padding: 0 5px;"> </span> <span style="border: 1px solid black; padding: 0 5px;"> </span> <span style="border: 1px solid black; padding: 0 5px;"> </span>				
	LN NO				
	01				
	02				
	03				
	04				

Continued on Page 3

2018 CPBI F4	PLEASE ENTER ON THE APPROPRIATE SPACE OR BOX THE DATA REQUESTED.	Page 3
--------------	------------------------------------------------------------------	--------

**GENERAL INFORMATION ABOUT THIS ESTABLISHMENT (continued)**

**3. Year Started Operation**  
 ⇒ Indicate the year when this establishment started its operation regardless of location in the Philippines.

**4. Legal Organization in 2018**  
 ⇒ Mark (✓) the box corresponding to the best description of the legal organization of this establishment.

1 <input type="checkbox"/> Single Proprietorship	5 <input type="checkbox"/> Non-stock, Non-profit Corporation
2 <input type="checkbox"/> Partnership	6 <input type="checkbox"/> Cooperative
3 <input type="checkbox"/> Government Corporation	7 <input type="checkbox"/> Others, <i>specify</i> : _____
4 <input type="checkbox"/> Stock Corporation	

**5. Economic Organization in 2018**  
 ⇒ Mark (✓) the box corresponding to the description of the economic organization of this establishment.

1 <input type="checkbox"/> <b>Single Establishment</b> 2 <input type="checkbox"/> <b>Branch only</b> ⇒ Provide details of Main Office below. 3 <input type="checkbox"/> <b>Establishment and Main Office</b> both located in the same address and with branches elsewhere ⇒ Provide details of branch/es in Item 22. 4 <input type="checkbox"/> <b>Main Office only</b> ⇒ Provide details of branch/es in Item 22. 5 <input type="checkbox"/> <b>Ancillary unit other than Main Office</b> ⇒ Provide details of Main Office below.	<div style="border: 1px solid black; padding: 5px; font-size: small;"> <p><i>Single Establishment</i> is an establishment which has neither branch nor main office. It may have ancillary unit/s other than main office, located elsewhere.</p> <p><i>Branch</i> is an establishment which has a separate main office located elsewhere.</p> <p><i>Main office</i> is the unit which controls, supervises and directs one or more establishments of an enterprise.</p> <p><i>Ancillary unit</i> is the unit that operates primarily or exclusively for a related establishment or group of related establishments or its parent establishment and provides services that supports those establishments.</p> </div>
------------------------------------------------------------------------------------------------------------------------------------------------------------------------------------------------------------------------------------------------------------------------------------------------------------------------------------------------------------------------------------------------------------------------------------------------------------------------------------------------------------------------------------------------------------------	--------------------------------------------------------------------------------------------------------------------------------------------------------------------------------------------------------------------------------------------------------------------------------------------------------------------------------------------------------------------------------------------------------------------------------------------------------------------------------------------------------------------------------------------------------------------------------------------------------------------------------------------------------------------------------------------------------------------

**A. Registered Name of Main Office**

Do Not Fill (For PSA Use Only)
ECN

**B. Address of Main Office**

Do Not Fill (For PSA Use Only)

PROV

MUN

BGY

**C. Contact Person in the Main Office**

(1) Name: _____	(4) Fax No.: _____
(2) Title/Designation: _____	(5) E-mail Address: _____
(3) Telephone No.: _____	

**6. Capital Participation as of 31 December 2018**

*Capital participation refers to the claims of foreign and/or local investors against capital/equity.*

⇒ Indicate the percent share of the stockholders by nationality.

1 Filipino _____%	5 Chinese _____%	9 Malaysian _____%
2 American _____%	6 German _____%	10 Singaporean _____%
3 Australian _____%	7 Japanese _____%	11 Taiwanese _____%
4 British _____%	8 Korean _____%	12 Others, <i>specify</i> : _____%

Continued on Page 4

Page 4	PLEASE ENTER ON THE APPROPRIATE SPACE OR BOX THE DATA REQUESTED.	2018 CPBI F4
--------	------------------------------------------------------------------	--------------

## EMPLOYMENT

### 7. Employment as of 15 November 2018

**Total Employment** refers to the total number of persons, whether **paid** or **unpaid**, who work in or for this establishment as of 15 November 2018.

**EXCLUDE:**

- Members of cooperative who are not involved in the operation of the cooperative
- Workers on sub-contract agreement or under manpower agencies/contractors (to be reported in Item 8)

**Paid employees** are all full-time and part-time employees working in or for the establishment and receiving regular pay, as well as those working away from this establishment and paid by and under the control of this establishment.

**INCLUDE:**

- ✓ Employees on sick or maternity leave
- ✓ Employees on paid vacation or holiday
- ✓ Employees on strike/lockout
- ✓ Directors of corporations working for pay
- ✓ Executives/managers and other officers of the same category
- ✓ Working owners receiving regular pay
- ✓ Apprentices and learners receiving regular pay
- ✓ Persons hired only during peak seasons like planting, harvesting, and the like
- ✓ Any other employee receiving regular pay not reported above

**EXCLUDE:**

- Directors paid solely for their attendance in meetings of Board of Directors
- Consultants
- Workers on indefinite leave
- Working owners who do not receive regular pay
- Homeworkers not in the payroll of this establishment
- Workers receiving commissions only
- Other workers not in the payroll of this establishment

**Unpaid workers** are working owners who do not receive regular pay, apprentices and learners without regular pay, and persons working for at least 1/3 of the working time normal to this establishment without regular pay.

**EXCLUDE:**

- Silent or inactive business partners

Employment Type	Male (1)	Female (2)	Total (3)	LN NO
a. Paid Employees				01
b. Unpaid Workers				02
c. <b>Total</b> (sum of a and b)				03

## WORKERS ON SUB-CONTRACT AGREEMENT OR UNDER MANPOWER AGENCIES/CONTRACTORS

### 8. Workers on Sub-Contract Agreement or Under Manpower Agencies/Contractors as of 15 November 2018

**Workers on sub-contract agreement or under manpower agencies/contractors** are workers employed by the contractors to perform or complete a job, work or service within the premises of this establishment pursuant to a service agreement. These are workers which are **not in the payroll** of this establishment.

	Male (1)	Female (2)	Total (3)	LN NO
Workers on Sub-Contract Agreement or Under Manpower Agencies/Contractors				01

Continued on Page 5

2018 CPBI F4	PLEASE ENTER ON THE APPROPRIATE SPACE OR BOX THE DATA REQUESTED.	Page 5
--------------	------------------------------------------------------------------	--------

**RESEARCH AND DEVELOPMENT (R&D) PERSONNEL**

**9. R&D Personnel as of 15 November 2018**

*Research and Development (R&D) refers to creative work undertaken as a systematic basis in order to increase the stock of knowledge, including knowledge of man, culture and society, and the use of this stock of knowledge to devise new applications.*

*R&D personnel are all persons employed directly on R&D as well as those providing direct services such as R&D managers, administrators and clerical staff. R&D personnel are classified into three categories: researchers, technicians and other R&D personnel.*

*Researcher refers to person working in those capacities, who uses or creates scientific knowledge and engineering and technological principles; i.e. person with scientific or technological training who is engaged in work in R&D, who directs the execution of R&D.*

*Technician refers to person engaged in that capacity in R&D who had vocational or technical training in any branch of knowledge and technology.*

*Other R&D personnel refers to persons who are directly associated with the performance of R&D; clerical, secretarial and administrative personnel, skilled, semi-skilled and unskilled workers in various trades and all other supporting workers.*

R&D Personnel of this Establishment	Male (1)	Female (2)	Total (3)	LN NO
a. Researchers				01
b. Technicians				02
c. Other R&D Personnel				03
d. <b>Total</b> (sum of a to c)				04

**CONSTRUCTION WORKERS AND HOURS WORKED**

**10. Number of Construction Workers as of 15 November 2018**

*Construction workers are workers directly engaged in construction.*

**INCLUDE:**

- ✓ Working foremen

**EXCLUDE:**

- ✗ Apprentices and other learners receiving regular pay/not directly engaged in construction
- ✗ Managers, executives, administrative and engineers, architects, interior designers and other technical personnel
- ✗ Accounting and personnel staff

	Male (1)	Female (2)	Total (3)	LN NO
a. Construction Workers Directly-hired				01
b. Construction Workers on Sub-Contract Agreement or Under Manpower Agencies/Contractors				02

**11. Total Hours Worked by Construction Workers in 2018**

*Number of hours worked by construction workers refers to the number of hours actually spent by these workers at work for the whole year of 2018.*

**INCLUDE:**

- ✓ Waiting time and overtime

**EXCLUDE:**

- ✗ Time spent for paid sick leave and paid vacation leave

	Male (1)	Female (2)	Total (3)	LN NO
a. Total Hours Worked by Construction Workers Directly-hired				01
b. Total Hours Worked by Construction Workers on Sub-Contract Agreement or Under Manpower Agencies/Contractors				02

Continued on Page 6

Page 6	PLEASE ENTER ON THE APPROPRIATE SPACE OR BOX THE DATA REQUESTED.	2018 CPBI F4
<b>REVENUE AND EXPENSE ACCOUNT</b>		
<b>12. Revenue in 2018</b>		
<b>TYPE OF REVENUE</b>	<b>VALUE IN PESOS</b> (Omit centavos)	<b>LN NO</b>
a. Revenue from domestic construction activities (sum of 1 to 3) (Revenue from construction work done during the year in the country or that portion of the contract value which was done in 2018)		01
1. Revenue from building construction		02
2. Revenue from civil engineering works		03
3. Revenue from specialized construction activities		04
b. Net income earned from construction activities abroad (Refers to the value, cash and receivables of construction activities abroad less total cost incurred)		05
c. Contract and commission work done for others (Revenue from outsourcing activities done on materials owned and controlled by another establishment.)		06
d. Revenue from non-industrial service done for others (sum of 1 to 6)		07
1. Rent income from land		08
2. Rental income from buildings, warehouses and other structures		09
3. Rental income from machinery and transport equipment		10
4. Rental income from construction equipment without operator		11
5. Other rental income, <i>specify:</i> _____		12
6. Other non-industrial service done for others		13
e. Revenue from products sold (Revenue from products manufactured and sold, e.g. pre-fabricated products, hollow blocks, etc.)		14
f. Sale of goods (Revenue from goods sold in similar condition as purchased.)		15
g. Real estate sales		16
h. Interest income ( <i>INCLUDE:</i> Interest on finance leases; earnings on discounted bills; interest from deposits in banks and other financial institutions; interest/discounts on loans, deposits, financing, bonds, money market, etc.)		17
i. Dividend income		18
j. Commissions and fees earned		19
k. Royalty income (Income received for trademarks, copyrights and patents or conscientious)		20
l. Delivery charges separately invoiced to customers		21

Continued on Page 7



2018 CPBI F4	PLEASE ENTER ON THE APPROPRIATE SPACE OR BOX THE DATA REQUESTED.	Page 7
<b>REVENUE AND EXPENSE ACCOUNT (continued)</b>		
<b>12. Revenue in 2018</b>		
<b>TYPE OF REVENUE</b>	<b>VALUE IN PESOS</b> (Omit centavos)	<b>LN NO</b>
m. Other income (sum of 1 to 4)		22
1. Foreign exchange gains		23
2. Gain from sale of assets		24
3. Gain from sale of investment assets and marketable securities		25
4. Others (sum of a to c) <i>Specify:</i>		26
a) _____		27
b) _____		28
c) _____		29
n. <b>Total Revenue</b> (sum of a to m)		30
<b>13. Subsidies Received from the Government in 2018</b>		<b>VALUE IN PESOS</b> (Omit centavos)
<p><i>Subsidies refer to special grants received from the government in the form of financial assistance or tax exemption or tax privilege to aid and develop an industry. Mark (✓) applicable box/es corresponding to the types of subsidies received from the government.</i></p> <p> <input type="checkbox"/> Price support and price discount      <input type="checkbox"/> Subsidies to public corporations and quasi-corporations  <input type="checkbox"/> Interest rate subsidy      <input type="checkbox"/> Subsidies on products used domestically  <input type="checkbox"/> Import subsidies      <input type="checkbox"/> Subsidies on payroll or workforce  <input type="checkbox"/> Direct subsidies on export      <input type="checkbox"/> Subsidies to reduce pollution  <input type="checkbox"/> Subsidies resulting from multiple exchange rate      <input type="checkbox"/> Others, <i>specify</i> _____  <input type="checkbox"/> Tax exemption/tax privilege/tax deduction </p>		01
<b>14. Expense in 2018</b>		
<b>TYPE OF EXPENSE</b>	<b>VALUE IN PESOS</b> (Omit centavos)	<b>LN NO</b>
a. Cost of construction contracts (sum of 1 to 4)		01
1. Compensation for direct labor (EXCLUDE: R&D personnel) (sum of a to c)		02
a) Gross salaries and wages and other benefits (Refer to payments in cash or in kind prior to any deductions for employee's contributions to SSS/GSIS, withholding tax, etc.)		03
b) Separation, retirement/terminal pay and gratuities, etc.		04
c) Total employer's contribution to SSS/GSIS, ECC, etc. (INCLUDE: Employer's contribution paid by this establishment to SSS/GSIS, Employees' Compensation Commission (ECC), PhilHealth, PAG-IBIG, etc.)		05

Continued on Page 8

Page 8	PLEASE ENTER ON THE APPROPRIATE SPACE OR BOX THE DATA REQUESTED.	2018 CPBI F4
<b>REVENUE AND EXPENSE ACCOUNT (continued)</b>		
<b>14. Expense in 2018</b>		
<b>TYPE OF EXPENSE</b>	<b>VALUE IN PESOS</b> (Omit centavos)	<b>LN NO</b>
2. Construction materials and supplies used (sum of a and b less c)		06
a) Construction materials and supplies inventories, beginning		07
b) Construction materials and supplies purchased ( <b>INCLUDE:</b> Construction materials, engineering and planning supplies.)		08
c) Construction materials and supplies inventories, ending		09
3. Overhead expense (sum of a to i)		10
a) Materials and supplies ( <b>INCLUDE:</b> Spare parts and non-durable tools, etc. used in construction activities)		11
b) Fuels, lubricants, oils and greases		12
c) Electricity		13
d) Water		14
e) Repairs and maintenance		15
f) Non-industrial service done by others (sum of 1 to 6)		16
1) Rent expense for land		17
2) Rental expense for buildings, warehouses and other structures		18
3) Rental expense for machinery, transport and construction equipment		19
4) Rental expense for office equipment		20
5) Other rental expense, <b>specify:</b> _____		21
6) Other non-industrial service done by others		22
g) Taxes on products and other taxes on production (sum of 1 and 2)		23
1) Taxes on products (Taxes paid on products by producer or by the purchaser of the product. <b>INCLUDE:</b> Import tax, export tax, excise tax, value added tax, sales tax, gross receipts tax, etc.)		24
2) Other taxes on production (Taxes paid by the producer due to production. <b>INCLUDE:</b> Business licenses, real estate tax, road tax, environmental tax, etc. <b>EXCLUDE:</b> Income tax.)		25
h) Depreciation expense for machineries and equipment used in construction		26
i) Other overhead cost ( <b>INCLUDE:</b> Cost of bidding documents; etc.) <b>Specify:</b> _____		27

Continued on Page 9



2018 CPBI F4	PLEASE ENTER ON THE APPROPRIATE SPACE OR BOX THE DATA REQUESTED.	Page 9
<b>REVENUE AND EXPENSE ACCOUNT (continued)</b>		
<b>14. Expense in 2018</b>		
<b>TYPE OF EXPENSE</b>	<b>VALUE IN PESOS</b> (Omit centavos)	<b>LN NO</b>
4. Contract and commission work done by others (Amount spent for construction activities outsourced to other establishment.)		28
b. Cost of products purchased		29
c. Cost of goods purchased		30
d. Cost of real estate purchased		31
e. Interest expense (Interest paid for loans obtained from banks and other financial institutions.)		32
f. General administrative and other operating expenses (sum of 1 to 15)		33
1. Compensation for indirect labor (EXCLUDE: R&D personnel) (sum of a to c)		34
a) Gross salaries and wages and other benefits		35
b) Separation, retirement/terminal pay and gratuities, etc.		36
c) Total employer's contribution to SSS/GSIS, ECC, etc.		37
2. Compensation for R&D personnel (sum of a to c)		38
a) Gross salaries and wages and other benefits		39
b) Separation, retirement/terminal pay and gratuities, etc.		40
c) Total employer's contribution to SSS/GSIS, ECC, etc.		41
3. Other materials and supplies (INCLUDE: Office supplies, containers, non-durable tools; working clothes; etc.)		42
4. Other fuels, lubricants, oils and greases		43
5. Electricity		44
6. Water		45
7. Repair and maintenance work (INCLUDE: Payments for industrial repair and maintenance work; vehicle repair.)		46
8. Non-industrial service done by others (sum of a to i)		47
a) Rent expense for land		48
b) Rental expense for buildings, warehouses and other structures		49

Continued on Page 10

Page 10	PLEASE ENTER ON THE APPROPRIATE SPACE OR BOX THE DATA REQUESTED.	2018 CPBI F4
<b>REVENUE AND EXPENSE ACCOUNT (continued)</b>		
<b>14. Expense in 2018</b>		
<b>TYPE OF EXPENSE</b>	<b>VALUE IN PESOS</b> (Omit centavos)	<b>LN NO</b>
c) Rental expense for machinery, transport and construction equipment		50
d) Rental expense for office equipment		51
e) Other rental expense, <i>specify:</i> _____		52
f) Communication expense		53
g) Insurance expense		54
h) Transport service expense ( <i>INCLUDE: Stevedoring, forwarding and freight charges.</i> )		55
i) Other non- industrial service done by others ( <i>INCLUDE: Transportation and representation expense; bank charges; professional, business and other service fees; advertising and promotional expense; management fee; janitorial and security service fees; etc.</i> )		56
9. Other taxes and licenses		57
10. Research and development (R&D) expense (Amount spent on any systematic, scientific and creative work undertaken to increase the stock of knowledge and the use of this knowledge to create new or improved products, processes, services, and other applications. <b>EXCLUDE:</b> Market research, testing analysis for quality control, minor alterations to existing products, legal and administrative work in connection with patent applications; R&D capitalized.)  Mark (✓) applicable box/es corresponding to the types of R&D expenses incurred.  1 <input type="checkbox"/> In-house R&D 2 <input type="checkbox"/> Outsourced R&D 3 <input type="checkbox"/> Acquisition of external knowledge 4 <input type="checkbox"/> Training expenses related to R&D 5 <input type="checkbox"/> Materials and supplies related to R&D 6 <input type="checkbox"/> Others, <i>specify:</i> _____		58
11. Environmental protection expense (Amount spent for the prevention, reduction and elimination of pollution as well as any degradation of the environment such as environmental protection services like wastewater treatment, reforestation, etc.)		59
12. Royalty fee (Expense for trademarks, copyrights, patents or secrecy.)		60
13. Other depreciation expense		61
14. Other amortization expense		62

Continued on Page 11

2018 CPBI F4	PLEASE ENTER ON THE APPROPRIATE SPACE OR BOX THE DATA REQUESTED.	Page 11
<b>REVENUE AND EXPENSE ACCOUNT (continued)</b>		
<b>14. Expense in 2018</b>		
<b>TYPE OF EXPENSE</b>	<b>VALUE IN PESOS</b> (Omit centavos)	<b>LN NO</b>
15. Other expense (sum of a to f)		63
a) Foreign exchange losses		64
b) Charitable donations and grants		65
c) Bad and doubtful debts (Report net of bad debts recovered.)		66
d) Loss from sale of assets		67
e) Loss from sale of investment assets and marketable securities		68
f) Others (sum of 1 to 3) <b>Specify:</b>		69
1) _____		70
2) _____		71
3) _____		72
<b>g. Total Expense</b> (sum of a to f)		73
<b>E-COMMERCE TRANSACTIONS</b>		
<b>15. Sales from E-commerce Transactions in 2018</b> <i>E-commerce refers to the sale or purchase of goods and services, whether between businesses, households, individuals, government, and other public or private organizations, conducted over computer-mediated networks. The goods and services are ordered over those networks, but the payment and the ultimate delivery of the good or service may be conducted on or offline.</i> <b>INCLUDE:</b> Orders made in web pages, extranet or Electronic Data Interchange (EDI) <b>EXCLUDE:</b> Orders made by telephone calls, facsimile, or manually typed e-mail.	<b>PERCENT SHARE TO TOTAL REVENUE IN 2018</b>	<b>LN NO</b>
a. Percentage share of e-commerce transactions <b>via Internet</b> to the total revenue in 2018	_____ %	01
b. Percentage share of e-commerce transactions <b>via network channels other than internet</b> to the total revenue in 2018	_____ %	02

Continued on Page 12

### CAPITAL EXPENDITURES, SALE AND BOOK VALUE OF TANGIBLE FIXED ASSETS, INCLUDING LOSSES AND DAMAGES

#### 16. Capital Expenditures, Sale and Book Value of Tangible Fixed Assets, Including Losses and Damages in 2018

*Tangible Fixed Assets* refer to physical assets (tangible) acquired and for use of this establishment and expected to have a productive life of more than one year. These include: land; buildings, other structures and land improvements; transport equipment; machinery and equipment; valuables; and other tangible fixed assets.

**INCLUDE:**

- ✓ Tangible fixed assets received from other establishments belonging to the same enterprise as this establishment should be valued as though purchased.
- ✓ Delivery charges and installation costs, taxes and other necessary fees (import duties, registration fees, etc.).

**EXCLUDE:**

- ✗ Financing cost

*Capital expenditures for tangible fixed assets* refer to the full value of fixed assets acquired during the year whether or not full payments have been made.

*Sale of tangible fixed assets* refers to the actual amount received/realized (not book value) from the sale of fixed assets during the year including the value of fixed assets transferred to other establishments of the same enterprise.

*Losses and damages* refer to the decrease in the book value of tangible fixed assets due to theft, major catastrophe, and other accidental destructions.

*Book value* refers to the initial or acquisition cost of tangible fixed assets less accumulated depreciation charges. Include in Book Value as of 31 December 2018 the capital expenditures for the corresponding tangible fixed assets.

TYPE OF TANGIBLE FIXED ASSETS	VALUE IN PESOS (Omit centavos)					LN NO
	CAPITAL EXPENDITURES FOR TANGIBLE FIXED ASSETS		SALE OF TANGIBLE FIXED ASSETS	LOSSES AND DAMAGES	BOOK VALUE AS OF 31 DECEMBER 2018	
	TOTAL	PERCENT Directly Imported				
	(1)	(2)	(3)	(4)	(5)	
a. Land						01
b. Buildings, other structures and land improvements (INCLUDE: Leasehold improvements; major repairs, renovations and additions.)						02
c. Transport equipment (INCLUDE: Aircrafts, ships/vessels, trains, buses, cars, and trucks; and other transport equipment.)						03
d. Machinery and equipment (sum of 1 to 4)						04
1. ICT machinery and equipment (INCLUDE: Computer and peripherals, telecommunications equipment and apparatus.)						05
2. Specialized industrial machinery (INCLUDE: Construction equipment and machineries)						06
3. General industrial machinery and equipment (INCLUDE: Air-conditioning and refrigeration equipment; pumps and compressor; power generating equipment; electronic machinery and equipment other than telecommunications.)						07
4. Other machinery and equipment (INCLUDE: Professional and scientific and controlling instruments; photographic equipment and optical goods; and others.)						08
e. Valuables (INCLUDE: Precious stones and metals, paintings, sculptures, antiques, etc.)						09
f. Other tangible fixed assets (INCLUDE: Furniture and fixtures and other fixed asset not specified above.)						10
g. Total (sum of a to f)						11

Continued on Page 13

### CAPITAL EXPENDITURES FOR ALL TANGIBLE FIXED ASSETS BY MODE OF ACQUISITION

#### 17. Capital Expenditures for All Tangible Fixed Assets by Mode of Acquisition in 2018

⇒ Report the full value of all tangible fixed assets **acquired in 2018** by mode of acquisition. Total in this item should be equal to the **Total** reported in Item 16 column 1.

**New tangible fixed assets** refer to brand new tangible fixed assets acquired during the year, including directly/newly imported tangible fixed assets. **Directly/newly imported tangible fixed assets** are considered new whether or not they were used before they were imported.

**Major alterations and improvements on tangible fixed assets** are done to increase the performance or capacity of existing tangible fixed assets or to significantly extend their expected service lives.

**Used tangible fixed assets** refer to those that have been previously used within the country.

**Tangible fixed assets produced on own account** refer to the physical assets produced by the establishment for its own use. It should be valued as the cost of all work put in place including overhead cost.

MODE OF ACQUISITION	VALUE IN PESOS (Omit centavos)	LN NO
a. New tangible fixed assets		01
b. Major alterations and improvements on tangible fixed assets		02
c. Land and used tangible fixed assets		03
d. Tangible fixed assets produced on own account		04
e. <b>Total</b> (sum of a to d)		05

### CAPITAL EXPENDITURES AND BOOK VALUE FOR INTANGIBLE ASSETS

#### 18. Capital Expenditures and Book Value for Intangible Assets in 2018

⇒ Report the full value of all intangible fixed assets **acquired in 2018** and **book value as of 31 December 2018**.

**Intangible assets** are assets that are not physical in nature. Corporate intellectual property such as patents, trademarks, copyrights, and business methodologies, goodwill and brand recognition re all common intangible assets. This type of assets also includes computer software and databases, and entertainment, literary and artistic originals.

TYPE OF INTANGIBLE ASSETS	VALUE IN PESOS (Omit centavos)		LN NO
	CAPITAL EXPENDITURES (1)	BOOK VALUE AS OF 31 DECEMBER 2018 (2)	
a. Intangible non-produced assets ( <i>INCLUDE: Purchased goodwill; patents; trademarks; franchises; licenses; processes; and copyrights; leases and other transferable contract.</i> )			01
b. Computer software and databases ( <i>INCLUDE: Computer programs; systems and applications software purchased; computer software developed in-house; computer databases purchased; and computer databases developed in-house.</i> )			02
c. Entertainment, literary and artistic originals ( <i>INCLUDE: Original films, sound recordings, manuscripts, tapes, models, etc., on which drama performances, radio and television programming, musical performances, sporting events, literary and artistic output, etc., are recorded.</i> )			03
d. Research and development			04
e. Other intangible assets			05
f. <b>Total</b> (sum of a to e)			06

Continued on Page 14

Page 14	PLEASE ENTER ON THE APPROPRIATE SPACE OR BOX THE DATA REQUESTED.	2018 CPBI F4	
<b>TOTAL ASSETS</b>			
<b>19. Total Assets as of 31 December 2018</b> ⇒ Report the value of total assets of this establishment as of 31 December 2018.  <i>Total assets are resources including land owned and/or controlled by the establishment as a result of past transactions and events from which future economic benefits are expected to flow to the enterprise.</i>	<b>VALUE IN PESOS</b> (Omit centavos)	<b>LN</b> <b>NO</b>	
		01	
<b>CAPACITY UTILIZATION</b>			
<b>20. Average Capacity Utilization Rate of this Establishment in 2018 (Not Applicable)</b>			
<b>INVENTORIES</b>			
<b>21. Inventories in 2018</b>  <div style="border: 1px solid black; padding: 5px;"> <p><i>Inventories refer to stocks of goods owned by or under the control of the establishment as of a fixed date, regardless of where the stocks are located.</i></p> <p>Stocks of raw materials, fuels and supplies should be valued <b>at current replacement cost in purchaser prices</b> at the indicated dates. Construction-in-progress/project-in-progress, finished products, work-in-progress and goods for resale should be valued <b>at producer prices</b>.</p> <p><b>Replacement Cost</b> is the cost of an item in terms of its present price rather than its original price.</p> <p><b>Construction-in-progress</b> refers to portion of construction projects and/or installation works in the country that are not yet completed during the year and are not yet ready to be handed over to the contractee.</p> <p><b>Finished products</b> refer to the value of goods manufactured by this establishment that are ready for sale/shipment.</p> <p><b>Work-in-progress</b> refers to value of all materials which have been partially processed by the establishment but which are not usually sold or turned over to other establishments without further processing.</p> </div>			
TYPE OF INVENTORIES	VALUE IN PESOS (Omit centavos)		LN NO
	As of 1 January 2018 (1)	As of 31 December 2018 (2)	
a. Construction-in-progress / Project-in-progress			01
b. Finished products ( <i>INCLUDE: Pre-fabricated products; etc.</i> )			02
c. Work-in-progress			03
d. Goods for resale			04
e. Construction materials and supplies			05
f. Fuels, lubricants, oils and greases			06
g. Real estate for sale			07
h. Others, <i>specify:</i> _____			08
i. <b>Total</b> (sum of a to h)			09

Continued on Page 15



**22. Branches, Divisions and Plants Owned or Controlled (for Main Office)**

⇒ Indicate the total number of branches, divisions and plants owned or controlled by this establishment. List the name, address, main economic activity, total employment as of 15 November 2018 and year started operation of branches, divisions, plants, or other establishments that this establishment owns or controls.

**Total Number of Branches/Divisions/Plants in the Philippines**

	NAME OF BRANCH/DIVISION/ PLANT	ADDRESS  (1)	MAIN ECONOMIC ACTIVITY  (2)	TOTAL EMPLOY- MENT as of 15 November 2018 (3)	YEAR STARTED OPERA- TION (4)	Do Not Fill (For PSA Use Only) PROV/MUN/BGY ECN (5)									
1															
2															
3															
4															
5															
6															
7															
8															
9															

⇒ Please use additional sheets, if necessary.

**23. Remarks**

⇒

Continued on Page 16

**24. Certification**

I hereby certify that this report for the period \_\_\_\_\_ to \_\_\_\_\_ has been completed as accurately as the records of this establishment allow and with the best estimates in instances when data are not available from the records of this establishment.

Name \_\_\_\_\_ Signature \_\_\_\_\_

Title/Designation \_\_\_\_\_ Date \_\_\_\_\_

**25. Contact Person**

Person to be contacted for queries regarding entries in this questionnaire:

Name \_\_\_\_\_ Address \_\_\_\_\_

Title/Designation \_\_\_\_\_

Tel. No. \_\_\_\_\_ Fax No. \_\_\_\_\_ E-mail Address \_\_\_\_\_

**THANK YOU FOR ACCOMPLISHING THIS QUESTIONNAIRE!**

**26. Processing Information: Do Not Fill (For PSA Use Only)**

Activity	Name	Signature	Number of Items with Errors	Date
<b>Provincial Office:</b>				
Distributed by				/ /
Collected/Field Edited by				/ /
Manually Processed by				/ /
Machine Processed by				/ /
<b>RSSO:</b>				
Validated by				/ /
<b>Central Office:</b>				
Validated by				/ /





For Inquiries:

## PHILIPPINE STATISTICS AUTHORITY

PSA Complex, East Avenue, Diliman, Quezon City, Philippines 1101

Tel. No. +63(2) 84626600 loc. 820 • Telefax No. +63(2) 84626600 loc. 839

E-mail address: [info@psa.gov.ph](mailto:info@psa.gov.ph) • [kmcd.staff@psa.gov.ph](mailto:kmcd.staff@psa.gov.ph)



Visit us on  
[www.psa.gov.ph](http://www.psa.gov.ph)



Like us on Facebook  
[/PSAgovph](https://www.facebook.com/PSAgovph)



Follow us on Twitter  
[@PSAgovph](https://twitter.com/PSAgovph)