



ISSN-1656-4979

REPUBLIC OF THE PHILIPPINES

PHILIPPINE STATISTICS AUTHORITY

2018 Census of Philippine Business and Industry

Volume VII

Wholesale and Retail Trade; Repair of Motor Vehicles and Motorcycles



Volume VII

ISSN 1656 - 4979

2018 CENSUS OF PHILIPPINE BUSINESS AND INDUSTRY

WHOLESALE AND RETAIL TRADE; REPAIR OF MOTOR VEHICLES AND MOTORCYCLES



REPUBLIC OF THE PHILIPPINES
PHILIPPINE STATISTICS AUTHORITY



REPUBLIC OF THE PHILIPPINES

PRESIDENT RODRIGO ROA DUTERTE



REPUBLIC OF THE PHILIPPINES

PHILIPPINE STATISTICS AUTHORITY

DENNIS S. MAPA, Ph.D.

Undersecretary

National Statistician and Civil Registrar General

FOREWORD

This publication presents the results of the **2018 Census of Philippine Business and Industry (CPBI)**. The 2018 CPBI was conducted nationwide by the Philippine Statistics Authority (PSA) in 2019, with 2018 as the reference period for all data items. It is the PSA's intent that the 2018 CPBI serve as a prime and recent source of information and data on businesses and industries in the Philippines

Among the data items contained in the 2018 CPBI are: the number of establishments in the country, figures on employment, compensation, revenues, expenses, tangible fixed assets, intangible assets, and inventories, as well as information on value-added and e-commerce transactions. These data items are presented from the viewpoint of the national and regional levels and are disaggregated by industry.

The PSA expects that the 2018 CPBI becomes a useful resource materials to both the government and the private sector in the formulation of policies and economic development plans. The results of the 2018 CPBI would not have been realized without the trust accorded to the PSA by the sample establishments. The PSA sincerely recognizes the cooperation of all the establishments in providing and entrusting their data to us for statistical purposes.

DENNIS S. MAPA, Ph.D.

Undersecretary

National Statistician and Civil Registrar General

Quezon City, Philippines
December 2021

TABLE OF CONTENTS

	Page
FOREWORD	iii
TABLE OF CONTENTS	v
EXPLANATORY TEXT.....	xi
Introduction.....	xi
Uses of CPBI Data.....	xi
Legal Authority.....	xii
Confidentiality of Information	xiii
Unit of Enumeration.....	xiv
Taxonomy of Establishments	xiv
Economic Organization	xiv
Legal Organization	xv
Industrial Classification	xvi
Size of Establishments	xviii
Geographic Classification	xviii
Scope and Coverage	xix
Sampling Frame	xxii
Sampling Method	xxiii
Sampling Units	xxiii
Sampling Domains	xxiv
Industry Domain.....	xxiv
Employment Stratum.....	xxv
Geographic Domain	xxvi
Sample Size and Allocation.....	xxvii
Response Rate	xxxii
Estimation Procedures	xxxiv
Weight Adjustments	xxxiv
The Questionnaires	xxxv
The Data Items	xxxvi
Limitations of Data	xxxviii
Concepts and Definitions.....	xxxviii
Publication Volumes.....	xlili
Symbols and Abbreviations Used in Statistical Tables	xlv
Description of Industries for Wholesale and Retail Trade; Repair of Motor Vehicles and Motorcycles.....	xlv

TABLE OF CONTENTS – *Continued*

	Page
BRIEF ANALYSIS	xlviii
Figure 1 Percent Distribution for Wholesale and Retail Trade; Repair of Motor Vehicles and Motorcycles Establishments: Philippines, 2018 CPBI	xlviii
Figure 2 Employment Distribution for the Top Industry Groups for Wholesale and Retail Trade; Repair of Motor Vehicles and Motorcycles Establishments: Philippines, 2018 CPBI	xlix
Figure 3 Average Annual Compensation of Paid Employees for the Top Five Industry Groups for Wholesale and Retail Trade; Repair of Motor Vehicles and Motorcycles Establishments: Philippines, 2018 CPBI	I
Figure 4 Total Revenue and Total Expense for the Top Five Industry Groups for Wholesale and Retail Trade; Repair of Motor Vehicles and Motorcycles Establishments: Philippines, 2018 CPBI	II
Figure 5 Value Added for Wholesale and Retail Trade; Repair of Motor Vehicles and Motorcycles Establishments: Philippines, 2018 CPBI	III
Table A Comparative Statistics for Wholesale and Retail Trade; Repair of Motor Vehicles and Motorcycles Establishments by Industry Group: Philippines, 2018 and 2012 CPBI.....	IV
Table B Selected Indicators for Wholesale and Retail Trade; Repair of Motor Vehicles and Motorcycles Establishments by Industry Group: Philippines, 2018 CPBI.....	IXII
Table C Selected Indicators for Wholesale and Retail Trade; Repair of Motor Vehicles and Motorcycles Establishments by Region: Philippines, 2018 CPBI.....	IXIII

TABLE OF CONTENTS – *Continued*

LIST OF STATISTICAL TABLES

Table No	Table Title	Page
Table 1	Summary Statistics for Wholesale and Retail Trade; Repair of Motor Vehicles and Motorcycles Establishments by Region and Industry Group: Philippines, 2018.....	3
Table 2	Number of Establishments and Employment by Type and Sex for Wholesale and Retail Trade; Repair of Motor Vehicles and Motorcycles Establishments by Region and Industry Group: Philippines, 2018.....	49
Table 2.1	Number of Establishments and Workers on Sub-Contract Agreement by Sex for Wholesale and Retail Trade; Repair of Motor Vehicles and Motorcycles Establishments by Region and Industry Group: Philippines, 2018.....	64
Table 3	Number of Establishments and Compensation by Type for Wholesale and Retail Trade; Repair of Motor Vehicles and Motorcycles Establishments by Region and Industry Group: Philippines, 2018.....	79
Table 4	Number of Establishments and Revenue by Type for Wholesale and Retail Trade; Repair of Motor Vehicles and Motorcycles Establishments by Region and Industry Group: Philippines, 2018.....	111
Table 4.1	Number of Establishments and Sales of Goods by Mode of Sale for Wholesale and Retail Trade; Repair of Motor Vehicles and Motorcycles Establishments by Region and Industry Group: Philippines, 2018.....	157
Table 4.2	Number of Establishments and Revenue from Non-Industrial Services Done for Others by Type for Wholesale and Retail Trade; Repair of Motor Vehicles and Motorcycles Establishments by Region and Industry Group: Philippines, 2018.....	172
Table 4.3	Number of Establishments and Other Income by Type for Wholesale and Retail Trade; Repair of Motor Vehicles and Motorcycles Establishments by Region and Industry Group: Philippines, 2018.....	203
Table 4.4	Number of Establishments and Gross Margin for Wholesale and Retail Trade; Repair of Motor Vehicles and Motorcycles Establishments by Region and Industry Group: Philippines, 2018.....	220

TABLE OF CONTENTS – *Continued*

LIST OF STATISTICAL TABLES

Table No	Table Title	Page
Table 5	Number of Establishments and Expense by Type for Wholesale and Retail Trade; Repair of Motor Vehicles and Motorcycles Establishments by Region and Industry Group: Philippines, 2018.....	235
Table 5.1	Number of Establishments and Cost of Goods Sold for Wholesale and Retail Trade; Repair of Motor Vehicles and Motorcycles Establishments by Region and Industry Group: Philippines, 2018.....	299
Table 5.2	Number of Establishments and Cost of Industrial Services Done by Others by Type for Wholesale and Retail Trade; Repair of Motor Vehicles and Motorcycles Establishments by Region and Industry Group: Philippines, 2018.....	314
Table 5.3	Number of Establishments and Cost of Non-Industrial Services Done by Others by Type for Wholesale and Retail Trade; Repair of Motor Vehicles and Motorcycles Establishments by Region and Industry Group: Philippines, 2018.....	330
Table 5.4	Number of Establishments and Taxes on Products and Other Taxes on Production by Type for Wholesale and Retail Trade; Repair of Motor Vehicles and Motorcycles Establishments by Region and Industry Group: Philippines, 2018.....	377
Table 5.5	Number of Establishments and Other Expense by Type for Wholesale and Retail Trade; Repair of Motor Vehicles and Motorcycles Establishments by Region and Industry Group: Philippines, 2018	392
Table 6	Number of Establishments and Capital Expenditures by Type of Tangible Fixed Assets for Wholesale and Retail Trade; Repair of Motor Vehicles and Motorcycles Establishments by Region and Industry Group: Philippines, 2018.....	422
Table 6.1	Number of Establishments and Capital Expenditures for Directly Imported Tangible Fixed Assets for Wholesale and Retail Trade; Repair of Motor Vehicles and Motorcycles Establishments by Region and Industry Group: Philippines, 2018.....	453
Table 6.2	Number of Establishments and Capital Expenditures for Tangible Fixed Assets by Mode of Acquisition for Wholesale and Retail Trade; Repair of Motor Vehicles and Motorcycles Establishments by Region and Industry Group: Philippines, 2018.....	485

TABLE OF CONTENTS – *Continued*

LIST OF STATISTICAL TABLES

Table No	Table Title	Page
Table 7	Number of Establishments and Capital Expenditures for Intangible Assets by Type for Wholesale and Retail Trade; Repair of Motor Vehicles and Motorcycles Establishments by Region and Industry Group: Philippines, 2018.....	502
Table 8	Number of Establishments and Gross Additions to Tangible Fixed Assets for Wholesale and Retail Trade; Repair of Motor Vehicles and Motorcycles Establishments by Region and Industry Group: Philippines, 2018.....	519
Table 8.1	Number of Establishments and Sale of Tangible Fixed Assets by Type for Wholesale and Retail Trade; Repair of Motor Vehicles and Motorcycles Establishments by Region and Industry Group: Philippines, 2018.....	534
Table 8.2	Number of Establishments and Losses and Damages to Tangible Fixed Assets by Type for Wholesale and Retail Trade; Repair of Motor Vehicles and Motorcycles Establishments by Region and Industry Group: Philippines, 2018.....	567
Table 9	Number of Establishments and Book Value of Tangible Fixed Assets by Type for Wholesale and Retail Trade; Repair of Motor Vehicles and Motorcycles Establishments by Region and Industry Group: Philippines, 2018.....	596
Table 10	Number of Establishments and Book Value of Intangible Assets by Type for Wholesale and Retail Trade; Repair of Motor Vehicles and Motorcycles Establishments by Region and Industry Group: Philippines, 2018.....	641
Table 11	Number of Establishments and Value of Inventories by Type for Wholesale and Retail Trade; Repair of Motor Vehicles and Motorcycles Establishments by Region and Industry Group: Philippines, 2018.....	671
Table 12	Number of Establishments, Research and Development (R&D) Personnel by Sex, Expense and Intangible Assets for Wholesale and Retail Trade; Repair of Motor Vehicles and Motorcycles Establishments by Region and Industry Group: Philippines, 2018	703
Appendix I	CPBI Form 5 – Wholesale and Retail Trade; Retail of Motor Vehicles and Motorcycles	751

EXPLANATORY TEXT

Introduction

The Census of Philippine Business and Industry (CPBI) is one of the three national censuses being conducted by the Philippine Statistics Authority (PSA) as per Republic Act No. 10625 (RA 10625). The CPBI is also a designated statistical activity as per Executive Order No. 352 (EO 352), series of 1996.

The 2018 CPBI was the 16th in the series of economic censuses in the country and preceded by those of 2012, 2006, 1999, 1994, 1988, 1983, 1978, 1975, 1972, 1967, 1961, 1948, 1939, 1918, and 1903.

In general, the CPBI aims to collect and generate information on the levels, structure, performance, and trends of economic activities of the formal sector in the entire country for the year 2018. It also serves as benchmark information for the overall revision and rebasing of the National Accounts to 2018.

Specifically, the 2018 CPBI aims:

1. To collect and generate information on employment, revenue, expense, capital expenditures, and total assets of the establishments by industry and by region;
2. To generate indicators such as value added, labor productivity, profitability, and other indicators which are necessary for the evaluation of the performance of industries at the national and regional levels;
3. To generate information on MSME (micro, small and medium establishments/enterprises) based on employment grouping;
4. To generate gender disaggregated statistics on employment;
5. To generate statistics on the research and development (R&D) employment and expenditures of establishments; and
6. To update basic information of establishments and enterprises for the improvement of the Statistical Business Register (SBR).

The 2018 CPBI was conducted from May to September 2019. The reference period of all information gathered is for the whole year of 2018, except for total employment which took a snapshot of the establishment's number of employees as of 15 November 2018.

Uses of CPBI Data

The data collected from the CPBI can be used by the government and the private sector formulate policies and economic development plans.

Specifically, the CPBI results are used by the:

1. **Policy makers and national and local government units** in the formulation and monitoring of policies and plans based on the economy-wide and sub-national statistics; and, in formulating strategies and plans for the national and regional economic development;
2. **Business community** in evaluating business options, assessing opportunities for new investments, and estimating market shares for their products; and, in the formulation of government strategies to support the industry based on the industry-level statistics;
3. **Researchers/Academe** in studying the technology employed in the production process in terms of input-output relationships and productivity analysis by detailed economic activity, by employment size, by geographical characteristics for regional, national and international analysis, and ownership structure;
4. **Compilers of national accounts** in measuring the annual input/output and value added generated by economic activities, and in compiling supply and use tables by product and industry; and
5. **General public** who are interested in knowing and in evaluating conditions of the economy in order to make more informed decisions.

Legal Authority

The conduct of the 2018 CPBI is authorized by:

- ❖ **Republic Act No. 10625** also known as the **Philippine Statistical Act of 2013** dated September 12, 2013: An act reorganizing and strengthening the Philippine Statistical System (PSS) and its agencies and instrumentalities. It shall be the policy of the State to effect the necessary and proper changes in the organizational and functional structures of the PSS in order to rationalize and promote efficiency and effectiveness in the delivery of statistical services.

Section 6 of RA 10625 states that “the Philippine Statistics Authority (PSA) shall be primarily responsible for all national censuses and surveys, sectoral statistics, consolidation of administrative recording system, and compilation of national accounts.” Specifically, Section 6 (b) of this Act mandates the PSA “to prepare and conduct periodic censuses on population, housing, agriculture, fisheries, **business, industry**, and other sectors of the economy.”

Section 25 of RA 10625 declares that all respondents shall be liable to reply to the statistical inquiry or survey. The respondents under this Act are required to give truthful and complete answers to statistical inquiries or surveys of the PSA and other statistical offices of the PSS.

Section 27 of RA 10625 states that:

“...Respondents of primary data collection activities such as censuses and sample surveys are obliged to give truthful and complete answers to statistical inquiries. The gathering, consolidation and analysis of such data shall likewise be done in the most truthful and credible manner. Any violation of this Act shall result in the imposition of the penalty of one (1) year imprisonment and a fine of One hundred thousand pesos (P100,000.00). In cases where the

respondent fails to give truthful and complete answers to such statistical inquiries is a corporation, the above penalty shall be imposed against the responsible officer, director, manager and/or agent of said corporation. In addition, such erring corporation, enterprise or business concerned, shall be imposed a fine ranging from One hundred thousand pesos (P100,000.00) to Five hundred thousand pesos (P500,000.00)..."

❖ **Executive Order No. 352** dated July 1, 1996: **Designation of Statistical Activities that will generate critical data for decision-making by the Government and the Private Sector**

EO 352 ordered the approval of the designated activities and statistics that have been designated by the National Statistical Coordination Board (NSCB) for adoption by the government. Among others, the CPBI is a designated statistical activity and the results generated from the census are designated statistics.

Confidentiality of Information

❖ **Republic Act No. 10625 (Philippine Statistical Act of 2013), Section 26** states that:

"...all data furnished by a respondent to statistical inquiries, surveys and censuses of the PSA shall be considered privileged communication and as such shall be inadmissible as evidence in any proceeding. The PSA may release aggregated information from statistical inquiries, surveys and censuses in the form of summaries or statistical tables in which no reference to an individual, corporation, association, partnership, institution or business enterprise shall appear."

Further, **Section 27 of RA 10625** states that:

"...Any person, including parties within the PSA Board and the PSA, who breach the confidentiality of information, whether by carelessness, improper behavior, behavior with malicious intent, and use of confidential information for profit, are considered guilty of an offense and shall be liable to fines as prescribed by the PSA Board which shall not be less than Five thousand pesos (P5,000.00) nor more than Ten thousand pesos (P10,000.00) and/or imprisonment of three (3) months but not to exceed one (1) year, subject to the degree of breach of information..."

❖ **Republic Act 6713** (Code of Conduct and Ethical Standards for Public Officials and Employees) dated February 20, 1989, Section 7 states that:

"...(c) Disclosure and/or misuse of confidential information. Public officials and employees shall not use or divulge confidential or classified information officially known to them by reason of their office and not made available to the public, either: (1) to further their private interest, or give undue advantage of anyone, or (2) to prejudice the public interest."

Unit of Enumeration

The unit of enumeration for the 2018 CPBI is the **establishment**.

An **establishment** is defined as an economic unit, which engages in one or predominantly one kind of economic activity, under a single ownership or control, i.e. under a single legal entity and at a single fixed physical location. Thus, stores, shops, factories, mining companies, electric plants, transport companies, radio stations, hotels, restaurants, banks, insurance companies, real estate development companies and the like are considered establishments.

However, there are some difficulties in applying the ideal definition so the establishment is defined in operational terms to take into account the organization and record-keeping practices of certain industries by making the single physical location and activity criteria more flexible. This is an inherent characteristic of the industries, namely: construction, transportation and storage, telecommunications, real estate, security and investigation activities, travel agency and tour operator activities, and reservation service and related activities. For these industries, it is then necessary to use the **kind-of-activity unit (KAU)**.

*The **KAU** is “the unit that is engaged in the production of the most homogeneous group of goods and services, usually at one location, but sometimes over a wider area, for which separate records are available that can provide data concerning the production of these goods and services and the materials, labor and physical resources used in this production.”*

A **KAU** differs from the establishment in that there is no restriction with respect to the geographical areas in which a given kind of activity is carried on by a single legal entity.

Given the above concepts, the following are not considered as establishment:

- ✱ Ambulant peddlers, and hawkers, and movable stalls either along a public road or in a marketplace, as they do not have a fixed business location;
- ✱ Open stalls in shopping centers, malls and markets as they do not have permanency of business location; and
- ✱ Individual professionals and technical workers or craftsmen who do not maintain fixed offices or shops.

Taxonomy of Establishments

1. Economic Organization

The Economic Organization (**EO**) relates to the organizational structure or role of the establishment in the organization. The following are the types of EO:

- a. **Single establishment** (EO=1) is an establishment which has neither branch nor main office. It may have ancillary unit/s, other than main office, located elsewhere.

- b. **Branch only** (EO=2) is an establishment which has a separate main office located elsewhere.
- c. **Establishment and main office** (EO=3) is one where the establishment is located in the same address as the main office and with branch/es elsewhere.
- d. **Main office** (EO=4) is a unit which controls, supervises and directs one or more establishments of an enterprise.
- e. **Ancillary unit other than Main Office** (EO=5) is a unit that operates primarily or exclusively for a related establishment, or group of related establishments, or its parent establishment and provides services that support those establishments.

Examples of ancillary units are warehouses of manufacturing or wholesale and retail trade establishments, garages and repair shops of transport establishments, research laboratories of pharmaceutical companies, and administrative offices which primarily serve their parent units in the Philippines.

2. Legal Organization

The Legal Organization (**LO**) refers to the legal form of the economic entity that owns the establishment. This provides the legal basis for ownership. The following are the types of LO:

- a. **Single Proprietorship** (LO=1) refers to a business establishment organized, owned, and managed by one person, who alone assumes the risk of the business enterprise. A sole proprietorship must apply for a business name and be registered with the Department of Trade and Industry (DTI).
- b. **Partnership** (LO=2) refers to an association of two or more individuals for the conduct of a business enterprise based upon an agreement or contract between or among them to contribute money, property, or industry into a common fund with the intention of dividing profits among themselves.

Corporation refers to an artificial being created by operation of law, having the right of succession, and the powers, attributes and properties expressly authorized by law or incident to its existence. As an artificial being, a corporation has a juridical personality separate and distinct from that of each shareholder or member. It exists only in contemplation of law.

For consistency with other PSA establishment-based surveys, a private corporation will be classified into Government-Owned or Controlled Corporation, Stock Corporation, and Non-stock, Non-Profit Corporation.

- c. **Government Corporation** (LO=3) also called *Government-Owned or Controlled Corporation (GOCC)* refers to a corporation organized for private aim, benefit, or purpose with the government as the majority stockholder, regardless of whether they are stock or non-stock corporations.

- d. **Stock Corporation** (LO=4) refers to an ordinary business corporation organized by private persons, created and operated for the purpose of making a profit which may be distributed in the form of dividends to stockholders on the basis of their invested capital.

A stock corporation may be a domestic or foreign stock corporation. Domestic Stock Corporation is formed, organized, or existing under the Philippine laws. On the other hand, Foreign Stock Corporation is formed, organized, or existing under any laws other than those of the Philippines and whose laws allow Filipino citizens and corporations to do business in its own country or state.

- e. **Non-Stock, Non-Profit Corporation** (LO=5) refers to a business corporation which does not issue stock to its members and is created not to profit but for the public good and welfare. Of this character are most of the religious, social, charitable, educational, literary, scientific, civic, and political organizations and societies.
- f. **Cooperative** (LO=6) refers to an organization composed primarily of small producers and/or consumers who voluntarily join together to form a business enterprise which they themselves own, control, and patronize. Establishments under this category should be registered to the Cooperative Development Authority (CDA).
- g. **Others** (LO=7) refers to an organization not classified in any of the above classifications. It includes private associations, foundations, Non-Governmental Organizations, or other forms of legal organizations.

3. Industrial Classification

The industrial classification of the unit of enumeration is determined by the activity from which it derives its major income or revenue. The 2009 **Philippine Standard Industrial Classification (PSIC)** was utilized to classify economic units according to their economic activities. It was approved for adoption by government agencies and instrumentalities on February 10, 2010 through the former NSCB Resolution No. 2, series of 2010 which was ratified by PSA Board Resolution No. 01 Series of 2017-158 signed on 14 February 2017.

The 2009 PSIC is a detailed classification of industries prevailing in the country according to the kind of productive activities undertaken by the establishments. It is aligned with the **International Standard Industrial Classification of all Economic Activities (ISIC)** Revision 4, and officially released by the United Nations Statistics Division on August 11, 2008 for adoption by countries in their revised national classifications by 2010.

The structure and coding system of the 2009 PSIC consists of an alpha character and 5 numeric digits. The alpha character represents the **section** (also known as sector), the first two digits represent the **division**; the first three digits, the **group**; the first four digits, the **class**; and all 5 digits, the **sub-class**. Table 1 shows the levels of disaggregation of the 2009 PSIC by section.

Table 1. Levels of Disaggregation of the 2009 PSIC by Section

Section	Division	Group	Class	Sub-Class
Total	88	246	521	1,285
Agriculture, Forestry, and Fishing (A)	3	12	53	157
Mining and Quarrying (B)	5	10	15	32
Manufacturing (C)	24	73	201	476
Electricity, Gas, Steam, and Air Conditioning Supply (D)	1	3	3	3
Water Supply; Sewerage, Waste Management and Remediation Activities (E)	4	6	8	8
Construction (F)	3	8	10	15
Wholesale and Retail Trade; Repair of Motor Vehicles and Motorcycles (G)	3	20	45	189
Transportation and Storage (H)	5	12	21	56
Accommodation and Food Service Activities (I)	2	5	6	20
Information and Communication (J)	6	13	25	39
Financial and Insurance Activities (K)	3	10	21	45
Real Estate Activities (L)	1	2	5	6
Professional, Scientific and Technical Activities (M)	7	16	16	38
Administrative and Support Service Activities (N)	6	19	28	74
Public Administration and Defense; Compulsory Social Security (O)	1	3	7	12
Education (P)	1	6	13	24
Human Health and Social Work Activities (Q)	3	9	11	32
Arts, Entertainment, and Recreation (R)	4	5	10	18
Other Service Activities (S)	3	10	18	34

Section	Division	Group	Class	Sub-Class
Activities of Households as Employers; Undifferentiated Goods – and Services-Producing Activities of Private Households for Own Use (T)	2	3	3	3
Activities of Extraterritorial Organizations and Bodies (U)	1	1	2	4

4. Size of Establishment

The size of an establishment is determined by its total employment (TE). TE refers to the total number of persons who work in or for the establishment. This includes paid employees, working owners, unpaid workers, and all employees who work full-time or part-time including seasonal workers. Also included are persons on short-term leave such as those on sick, vacation or annual leaves and on strike.

Excluded are workers of establishments who work under a subcontracting arrangement. Workers on a sub-contract agreement or under manpower agencies were included in the report of the sub-contractors or the manpower agencies as part of their total employment.

The following are the size codes with corresponding total employment used in establishment-based censuses and surveys:

SZ Code	Total Employment	SZ Code	Total Employment
0	1 – 4	5	100 – 199
1	5 – 9	6	200 – 499
2	10 – 19	7	500 – 999
3	20 – 49	8	1000 – 1999
4	50 – 99	9	2000 and over

5. Geographic Classification

Establishments are also classified by geographic area using the Philippine Standard Geographic Code (PSGC) classification. The PSGC contains the latest updates on the official number of regions, provinces, cities, municipalities and barangays in the Philippines. The geographic code used in the 2018 CPBI is in accordance with PSGC as of 31 December 2018.

Based on the latest PSGC, the Philippines has 17 regions, 81 provinces, 145 cities, 1,489 municipalities, and 42,045 barangays.

Scope and Coverage

Only the business operations of establishments confined in the formal sector of the economy were covered in the 2018 CPBI.

The formal sector is comprised of the following:

1. Corporations and partnerships
2. Cooperatives and foundations
3. Single proprietorship with employment of 10 and over; and
4. Single proprietorship with branches

Operationally, the formal sector includes:

1. All establishments with total employment of 10 or more; and
2. All establishments with total employment of less than 10, except those establishments that are under single proprietorship (LO=1) and are single establishments (EO=1) or those which has neither a branch nor a main office. It may have ancillary unit/s other than main office located elsewhere.

Thus, a single establishment (EO=1) with less than 10 employees, but owned or organized either as a partnership, corporation, cooperative or foundation is considered as part of the formal sector and thus is covered in the 2018 CPBI.

Likewise, an establishment owned by a single proprietor with less than 10 employees but with branch/es elsewhere and/or a main office elsewhere is also considered as part of the formal sector.

Specifically, the 2018 CPBI covered formal sector establishments which are engaged in the following economic activities, and with the corresponding types of economic organization (EO) as shown in the following table:

Table 2. Type of Formal Sector Establishments Included in the Scope and Coverage of the 2018 CPBI

2009 PSIC SECTION		SCOPE	COVERAGE
A	Agriculture, Forestry, and Fishing	All economic activities	EO = 1, 2, and 3
B	Mining and Quarrying	All economic activities	EO = 1, 2, and 3
C	Manufacturing	All economic activities	EO = 1, 2, and 3

2009 PSIC SECTION		SCOPE	COVERAGE
D	Electricity, Gas, Steam, and Air Conditioning Supply	All economic activities	EO=1, 2, and 3
E	Water Supply; Sewerage, Waste Management and Remediation Activities	All economic activities	EO = 1, 2, and 3
F	Construction	All economic activities	EO = 1, 3, and 4
G	Wholesale and Retail Trade; Repair of Motor Vehicles and Motorcycles	All economic activities, except retail sale via stalls and markets (G478)	EO = 1, 2, and 3
H	Transportation and Storage	All economic activities,	EO = 1, 3, and 4
I	Accommodation and Food Service Activities	All economic activities	EO = 1, 2, and 3
J	Information and Communication	All economic activities	EO = 1, 3, and 4 for the following industries: a. <i>Wired telecommunications activities (J611)</i> b. <i>Wireless telecommunications activities (J612)</i> c. <i>Satellite telecommunications activities (J613)</i> d. <i>Telephone access in facilities open to the public service activities (J61901)</i> e. <i>Other telecommunications service</i>

2009 PSIC SECTION		SCOPE	COVERAGE
			<i>activities, n.e.c. (J61909)</i>
			EO = 1, 2, and 3 for the rest of the section
K	Financial and Insurance Activities	All economic activities	EO = 1, 2, and 3
L	Real Estate Activities	All economic activities	EO = 1, 3, and 4
M	Professional, Scientific and Technical Activities	All economic activities,	EO = 1, 2, and 3
N	Administrative and Support Service Activities	All economic activities	EO = 1, 3, and 4 for the following industries: <i>a. Travel agency and tour operator activities (N791)</i> <i>b. Other reservation service and related activities (N799)</i> <i>c. Security and investigation activities (N80)</i> <i>d. General cleaning of buildings (N81210)</i>
			EO = 1, 2, and 3 for the rest of the section
P	Education	All economic activities, except public education services	EO = 1, 2, and 3
Q	Human Health and Social Work Activities	All economic activities, except public medical, dental and other health services, and doctor's offices/clinics in hospitals	EO = 1, 2, and 3

2009 PSIC SECTION		SCOPE	COVERAGE
R	Arts, Entertainment, and Recreation	All economic activities	EO = 1, 2, and 3
S	Other Service Activities	All economic activities, except activities of membership organizations (S94)	EO = 1, 2, and 3

The following sections of the 2009 PSIC are excluded from the scope of this census and all other establishment-based surveys of PSA:

2009 PSIC Section Which Are Out-of-Scope	
O	Public Administration and Defense; Compulsory Social Security
T	Activities of Households as Employers; Undifferentiated Goods and Services Producing Activities of Households for Own Use
U	Activities of Extra-territorial Organization and Bodies

In general, the results of the establishment-based surveys are inputs for the Non-Financial Corporations and Financial Corporations production account of the Philippine System of National Accounts (PSNA). Based on the PSNA concepts, Section O is part of the General Government resources; Section T is part of the Household resources; and, Section U is part of the Rest of the World resources.

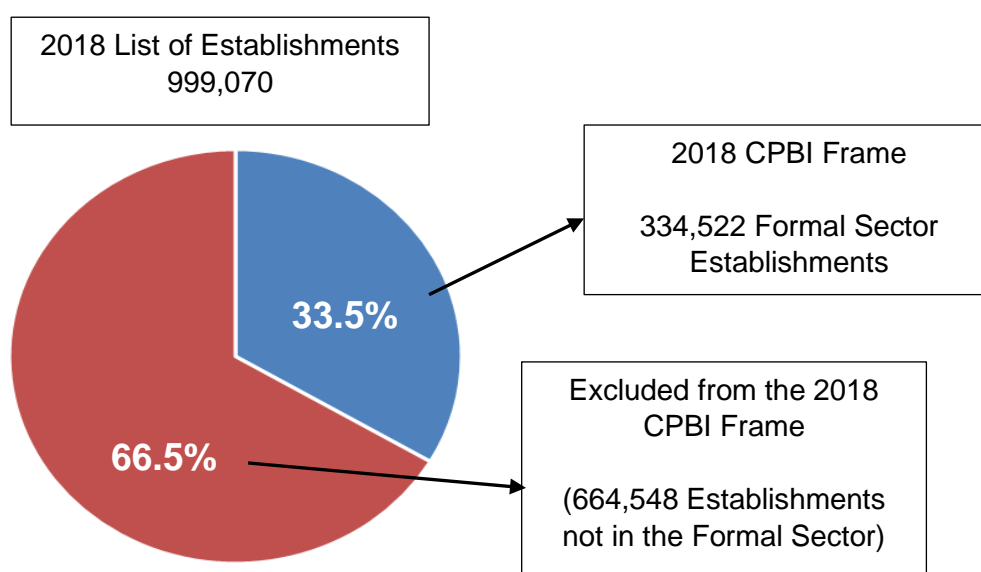
Sampling Frame

The sampling frame for the 2018 CPBI was extracted from the 2018 List of Establishments (LE) as of 01 February 2019.

The 2018 LE is a result of the Updating of the List of Establishments (ULE) which involved a door-to-door canvassing, and inquiry on the basic characteristics of establishments using the Computer-Aided Personal Interview (CAPI) mode of data collection. The 2018 LE operation was conducted by PSA from May to October 2018 primarily to update the sampling frame for the 2018 CPBI.

From a total of 999,070 establishments operating in the country as listed in the 2018 LE as of 1 February 2019, 334,522 (33.5%) comprised the 2018 CPBI frame which includes only those classified as part of the formal sector.

Figure 1. Percent Share of the 2018 CPBI Frame in the LE



Sampling Method

The 2018 CPBI used stratified systematic sampling design with 5-digit PSIC serving as industry strata and total employment as the second stratification variable.

The stratified systematic sampling is a process of which the frame population is divided into several homogeneous groups, called strata. Independent samples are systematically drawn in each stratum based on the computed sampling interval and a random start. This method ensures that all important subgroups of the population are represented in the sample and to further improve the precision of “overall” survey estimates.

*A **certainty stratum** is defined as the stratum whose sampling ratio is 100 percent. In this stratum, all establishments are taken as certainty samples, i.e. the selection probability is 1 and the sampling weight is 1.*

*On the other hand, a **non-certainty stratum** is the stratum where only sample establishments are taken.*

Sampling Units

The sampling unit of the 2018 CPBI is the establishment and, for some sections/industries, the kind-of-activity unit (KAU). For those sections/industries, not considered as with KAUs, the sampling units are establishments with EO = 1, 2 or 3. On the other hand, for sections/industries with KAU, the sampling units are those establishments with EO = 1, 3 or 4. Table 3 shows the sections/industries with KAUs.

Table 3. List of Sections/Industries with Kind-of-Activity Units (KAUs)

2009 PSIC	Industry Description
F	Construction
H	Transportation and Storage
J	Telecommunications Activities <ol style="list-style-type: none"> 1. Wired telecommunications activities (J611) 2. Wireless telecommunications activities (J612) 3. Satellite telecommunications activities (J613) 4. Telephone access in facilities open to the public service activities (J61901) 5. Other telecommunications service activities, n.e.c. (J61909)
L	Real Estate Activities
N	Administrative and Support Service Activities <ol style="list-style-type: none"> 1. Travel agency and tour operator activities (N791) 2. Other reservation service and related activities (N799) 3. Security and investigation activities (N80) 4. General cleaning of buildings (N81210)

For GOCCs (LO= 3), the sampling units are establishments with EO = 1, 3, and 4, except for those engaged in industries under Sections G and R in which the sampling units are establishments with EO = 1, 2 and 3. The consideration of the type of EOs for the GOCCs is based on the availability of data in the identified sampling units which maintain the records and to ensure completeness of coverage for those with centralized record-keeping.

Sampling Domains

Industry Domain

The industry domain (referred as **industry stratum**) for the 2018 CPBI are the 5-digit level (sub-class) of the 2009 PSIC. For all sections, the industry strata are the same for both establishments with TE of 20 and over, and with TE of less than 20. Table 4 presents the number of industry strata by 2009 PSIC sections.

Table 4. 2018 CPBI Number of Industry Strata by Section

Section	Number of Industry Strata	Section	Number of Industry Strata	Section	Number of Industry Strata
Total	1,058				
A	86	G	175	M	33
B	22	H	50	N	67
C	420	I	20	P	13
D	2	J	39	Q	20
E	8	K	43	R	15
F	15	L	6	S	24

Employment Stratum

Within the industry domains for each section, the establishments were further stratified by total employment (TE). The TE sizes were either combined or taken as a group to comprise an **employment stratum**. The basic considerations for grouping were the concentration of establishments in each TE sizes and occurrence of stratum jumpers between TE sizes. The number of employment strata formed was five.

Table 5. 2018 CPBI Employment Strata

Employment Strata	SZ Code	Total Employment
1	0 and 1	1 – 9
2	2	10 – 19
3	3	20 – 49
4	4	50 – 99
5	5 to 9	100 and over

The employment strata were also maintained to make it possible to generate MSME statistics based on employment groupings as shown below.

Micro	TE 1 – 9	SZ 0 and 1
Small	TE 10 - 99	SZ 2, 3 and 4
Medium	TE 100- 199	SZ 5
Large	TE 200 and Over	SZ 6, 7, 8 and 9

Geographic Domain

For establishments with TE of 20 and over, the 17 administrative regions serve as the geographic domains; while for establishments with TE of less than 20, the whole country serves as the geographic domain. Table 6 shows the geographic domains for establishments with TE of 20 and over, including the provinces, cities/municipalities that comprise them.

Table 6. 2018 CPBI Geographic Domains for Establishments with TE of 20 or more

DOMAIN/REGION	PROVINCE/CITY/MUNICIPALITY OF COVERAGE
National Capital Region (NCR)	City of Manila, Mandaluyong City, San Juan City, Quezon City, Marikina City, Pasig City, Makati City, Pateros, Taguig City, Caloocan City, Malabon City, Navotas City, Valenzuela City, Parañaque City, Las Piñas City, Muntinlupa City, Pasay City
Cordillera Administrative Region (CAR)	Abra, Apayao, Benguet, Ifugao, Kalinga, Mountain Province
Region I – Ilocos Region	Ilocos Norte, Ilocos Sur, La Union, Pangasinan
Region II – Cagayan Valley	Batanes, Cagayan, Isabela, Nueva Vizcaya, Quirino
Region III – Central Luzon	Aurora, Bataan, Bulacan, Nueva Ecija, Pampanga, Tarlac, Zambales
Region 4A – CALABARZON	Batangas, Cavite, Laguna, Quezon, Rizal
MIMAROPA Region	Marinduque, Occidental Mindoro, Oriental Mindoro, Palawan, Romblon
Region V – Bicol Region	Albay, Camarines Norte, Camarines Sur, Catanduanes, Masbate, Sorsogon
Region VI – Western Visayas	Aklan, Antique, Capiz, Guimaras, Iloilo, Negros Occidental

DOMAIN/REGION	PROVINCE/CITY/MUNICIPALITY OF COVERAGE
Region VII – Central Visayas	Bohol, Cebu, Siquijor, Negros Oriental
Region VIII – Eastern Visayas	Biliran, Eastern Samar, Leyte, Northern Samar, Samar (Western), Southern Leyte
Region IX – Zamboanga Peninsula	Zamboanga del Norte, Zamboanga del Sur, Zamboanga Sibugay, Isabela City
Region X – Northern Mindanao	Bukidnon, Camiguin, Lanao del Norte, Misamis Occidental, Misamis Oriental
Region XI – Davao Region	Compostela Valley, Davao del Norte, Davao del Sur, Davao Oriental, Davao Occidental
Region XII – SOCCSKSARGEN	Cotabato (North), Sarangani, South Cotabato, Sultan Kudarat, Cotabato City
Caraga	Agusan del Sur, Agusan del Norte, Dinagat Island, Surigao del Norte, Surigao del Sur
Autonomous Region in Muslim Mindanao (ARMM)	Basilan (excluding Isabela City), Lanao del Sur, Maguindanao (excluding Cotabato City), Sulu, Tawi-Tawi

Sample Size and Allocation

The primary consideration in the determination of sample size for the survey was its manageability at the optimum level of estimated budget without compromising the reliability and accuracy of survey results and the timeliness of retrieval of accomplished questionnaires from respondents.

All establishments with TE of 20 or more were taken on a 100 percent basis and comprised the certainty strata, while establishments with TE of less than 20 were taken on sampling basis and comprised the non-certainty strata of TE of 1 to 9, and TE of 10 to 19.

This means that all formal sector establishments with 20 or more employees were all included as sample establishments.

Furthermore, there are some industries which were taken on a 100% basis or take-all. These are industries with relatively small number of establishments, emerging industries and those with special need for data monitoring. Likewise, all establishments engaged in industries under Section B (Mining and Quarrying) and Section D (Electricity, Gas, Steam and Air Conditioning Supply) were also taken as samples.

For each region, the formal sector establishments with less than 20 employees were grouped according to the same 5-digit industry code and within the same TE size group, which are TE of 1 to 9, and

TE of 10 to 19. For each group, called stratum, sample establishments were selected to represent the other establishments belonging to the same stratum.

Table 7. List of Certainty Industries

2009 PSIC	Industry Description
B05100	Mining of hard coal
B05200	Mining of lignite
B06100	Extraction of crude petroleum
B06200	Extraction of natural gas
B07100	Mining of iron ores
B07210	Mining of uranium and thorium ores
B07221	Gold ore mining
B07222	Silver ore mining
B07291	Copper ore mining
B07292	Chromite ore mining
B07293	Manganese ore mining
B07294	Nickel ore mining
B07299	Mining of other non-ferrous metal ores, n.e.c.
B08101	Marble quarrying
B08102	Limestone quarrying
B08103	Stone quarrying, except limestone and marble
B08104	Clay quarrying
B08105	Sand and gravel quarrying
B08106	Silica sand and silica stone quarrying
B08109	Stone quarrying, clay and sand pits, n.e.c.
B08911	Baryte mining
B08912	Guano gathering

2009 PSIC	Industry Description
B08913	Pyrite mining
B08914	Rock phosphate mining
B08915	Sulphur mining
B08919	Other chemical and fertilizer mineral mining
B08920	Extraction of peat
B08930	Extraction of salt
B08990	Other mining and quarrying, n.e.c.
B09101	Oil and gas extraction activities on a fee or contract basis
B09102	Oil and gas extraction activities not performed on a fee or contract basis
B09900	Support activities for other mining and quarrying
C19200	Manufacture of refined petroleum products
C19900	Manufacture of other fuel products
C23940	Manufacture of cement
C26110	Manufacture of electronic valves and tubes
C26120	Manufacture of semi-conductor devices and other electronic components
C26200	Manufacture of computers and peripheral equipment and accessories
C26300	Manufacture of communication equipment
C26400	Manufacture of consumer electronics
C26800	Manufacture of magnetic and optical media
D35100	Electric power generation, transmission and distribution
D35200	Manufacture of gas; distribution of gaseous fuels through mains
D35300	Steam, air conditioning supply and production of ice
G46522	Wholesale of semi-conductor devices

2009 PSIC	Industry Description
G46523	Wholesale of micro-chips and integrated circuits
G46524	Wholesale of printed circuits
G46525	Wholesale of radio and television including parts and accessories
G46527	Wholesale of blank audio and video tapes and diskettes, magnetic and optical disks (cds, dvds)
J58110	Book publishing
J58120	Publishing of directories and mailing lists
J58130	Publishing of newspapers, journals and periodicals
J58190	Other publishing activities
J58200	Software publishing
J59110	Motion picture, video and television programme activities
J59120	Motion picture, video and television programme post-production activities
J59130	Motion picture, video and television programme distribution activities
J59140	Motion picture projection activities
J59201	Sound recording activities
J59202	Publishing of music
J60102	Radio program production
J60103	Radio broadcasting activities over the internet (internet radio stations)
J60201	Television broadcasting and relay stations and studios including closed circuit television services
J60202	Television program production
J60203	Television broadcasting activities over the internet (internet television stations)
J61101	Wired (landline) services
J61102	Wired internet access service activities (e.g. dsl, leased line, dial-up)

2009 PSIC	Industry Description
J61103	Telegraph, facsimile/telefax, and telex services
J61109	Other wired telecommunications activities, including pay telephone
J61201	Wireless landline services
J61202	Mobile telecommunications services
J61203	Wireless internet access services (e.g. internet service provider, broadband)
J61209	Other wireless telecommunication services, n.e.c.
J61901	Telephone access in facilities open to the public service activities
J61909	Other telecommunications service activities, n.e.c.
J62020	Computer consultancy and computer facilities management activities
J63111	Data processing
J63112	Website hosting services
J63113	Application hosting services
J63120	Web portals
J63910	News agency activities
J63990	Other information service activities, n.e.c.
N78103	On-line employment placement agencies
N82211	Customer relationship management activities
N82219	Other call centers activities (voice), n.e.c.
N82221	Finance and accounting activities
N82222	Human resources and training activities
N82223	Administrative support activities
N82224	Document processes activities
N82225	Payroll maintenance and other transaction processing activities

2009 PSIC	Industry Description
N82226	Medical transcription activities
N82227	Legal services activities
N82228	Supply chain management activities
N82229	Other non-voice related activities, n.e.c.
N82291	Engineering outsourcing activities
N82292	Product development activities
N82293	Publishing outsourcing activities
N82294	Research and analysis activities
N82295	Intellectual property research and documentation activities
N82296	Security outsourcing activities
N82299	Other back office operations activities, n.e.c

Response Rate

The 2018 CPBI was conducted using a sample size of 60,683 establishments out of the total sampling frame units of 334,522 establishments which were engaged in economic activities classified under the 18 industry sections.

Completed questionnaires/reports from 53,527 responding establishments or 88.2 percent of the total 60,683 samples were the sources of data used in the estimation for the 2018 CPBI major data items. (Table 8)

Table 8. 2018 CPBI Number of Samples and Response Rate by Industry Section

Section	Sample	Responding	Response Rate (%)
Total	60,683	53,527	88.2
A	1,793	1,620	90.4
B	311	255	82.0
C	9,224	7,910	85.8
D	376	363	96.5
E	562	535	95.2
F	1,638	1,433	87.5
G	15,006	13,413	89.4
H	1,695	1,524	89.9
I	8,448	7,644	90.5
J	2,002	1,628	81.3
K	3,621	3,237	89.4
L	1,089	946	86.9
M	1,783	1,461	81.9
N	3,953	3,184	80.5
P	5,299	4,898	92.4
Q	1,869	1,715	91.8
R	885	784	88.6
S	1,129	977	86.5

The non-responding establishments include:

- those which did not submit their accomplished questionnaires.
- those who submitted their questionnaires but there are no entries in all major data items; or,
- those who submitted the questionnaires but with remarks as closed, stopped operation, or temporarily stopped operation prior or during the reference year.

Estimation Procedures

The estimate of the total of a characteristic (\hat{X}_s) for the non-certainty employment stratum TE 1 to 9 or TE 10 to 19 in the s^{th} industry domain is

$$\hat{X}_s = \sum_{j=1}^{n_s} W_{sj} x_{sj}$$

where:

s = denotes the non-certainty employment strata in TE of less than 20

x_{sj} = value of the j^{th} establishment in the non-certainty employment stratum TE 1-9 or TE 10-19 in the s^{th} industry domain

j = 1, 2, 3, ..., n_s establishments

W_{sj} = weight of the j^{th} establishment in the non-certainty employment stratum TE 1-9 or TE 10-19 in the s^{th} industry domain

Sampling weight is computed as:

$$W_{sj} = N_s / n_s$$

where N_s = total number of establishments in the s_{th} industry

n_s = total number of sample establishments in the s_{th} industry

W_{sj} = weight of the j_{th} establishments in the s_{th} industry

Thus, if $n_s = N_s$ (Take all) , then $W_{sj} = 1$ (weights for certainty stratum)

Weight Adjustments

To account for non-response, the adjustment factor ($n/n's$) was multiplied to the sampling weight to compute for the adjusted weights W'_{sj} :

$$W'_{sj} = \frac{N_s}{n_s} \frac{n_s}{n'_s} = \frac{N_s}{n'_s}$$

where n'_s = number of responding establishments in the s_{th} industry

W'_{sj} = adjusted weight to account for non-response in the s_{th} industry

To account for stratum jumpers, sampling weights were further adjusted to conform with the reclassified industry class and employment structure after data collection.

Sampling weight was recomputed based on post-stratification after data collection:

$$PW_{sj} = \frac{PN_s}{pn_s}$$

where PN_s = post-stratification total number of establishments in the s_{th} industry

pn_s = post-stratification total number of sample establishments in the s_{th} industry

PW_{sj} = post-stratification weight of the j_{th} establishments in the s_{th} industry

To account for unit non-response after post-stratification, the adjustment factor (pn_s/pn'_s) is multiplied to the sampling weight to compute for the adjusted weighs PW'_{sj} :

$$PW'_{sj} = \frac{PN_s}{pn_s} \frac{pn_s}{pn'_s} = \frac{PN_s}{pn'_s}$$

where pn'_s = number of responding establishments in the s_{th} industry

PW'_{sj} = adjusted weight to account for non-response in the s_{th} industry

The estimate of the total characteristic in the s_{th} industry is:

$$\hat{X}_s = \sum_{j=1}^{pn'_s} PW'_{sj} x_{sj}$$

where pn'_s = number of responding establishments in the s_{th} industry

x_{sj} = value of the j_{th} establishments in s_{th} industry

j = 1,2,3,..... pn'_s responding establishments

PW'_{sj} = adjusted weight of the j_{th} establishment in s_{th} industry

The Questionnaires

There were seven types of questionnaires used in the 2018 CPBI to capture the data from the establishments.

The clearance number as shown in Table 9 and expiry date (31 March 2020) are located on the upper righthand corner of the cover page of each questionnaire.

Table 9. List of Questionnaires for the 2018 CPBI

Form Type	Form Title	Spot Color	Clearance Number	2009 PSIC Section
CPBI Form 1	Agriculture, Forestry and Fishing	green	PSA-1907-01	A
CPBI Form 2	Mining and Quarrying; Manufacturing	yellow	PSA-1907-02	B, C
CPBI Form 3	Electricity, Gas, Steam and Air-conditioning Supply; and Water Supply; Sewerage, Waste Management and Remediation Activities	turquoise	PSA-1907-03	D, E
CPBI Form 4	Construction	orange	PSA-1907-04	F
CPBI Form 5	Wholesale and Retail Trade; Repair of Motor Vehicles and Motorcycles	red	PSA-1907-05	G
CPBI Form 6	Financial and Insurance Activities	silver gray	PSA-1907-06	K
CPBI Form 7	Business and Services	blue	PSA-1907-07	H, I, J, L, M, N, P, Q, R, S

An online questionnaire was also made available at the PSA website <https://cpbi.psa.gov.ph>.

The Data Items

The main data items in the 2018 CPBI questionnaires are listed in Table 10.

Table 10. List of Data Items in the 2018 CPBI Questionnaires

ITEM NO.	DESCRIPTION
(Cover Page)	Name and Address of the Establishment and Its Reporting Unit, if any
	Control Panel for Establishment Characteristics <i>(For PSA Use Only)</i>
1	Business and Registered Name, Business Tax Identification Number (TIN) and Address, Company Website and Social Media Account
2	Economic Activity or Business in 2018
3	Year Started Operation
4	Legal Organization in 2018
5	Economic Organization in 2018
6	Capital Participation as of 31 December 2018
7	Employment as of 15 November 2018
8	Workers on Sub-Contract Agreement or Under Manpower Agencies/Contractors as of 15 November 2018
9	R&D Personnel as of 15 November 2018
10	Number of Production/Construction Workers as of 15 November 2018 (For CPBI Forms 2, 3 and 4)
11	Total Hours Worked by Production/Construction Workers in 2018 (For CPBI Forms 2, 3 and 4)
12	Revenue in 2018
13	Subsidies Received from the Government in 2018
14	Expense in 2018
15	Sales from E-commerce Transactions in 2018
16	Capital Expenditures, Sale and Book Value of Tangible Fixed Assets, including Losses and Damages in 2018
17	Capital Expenditures for All Tangible Fixed Assets by Mode of Acquisition in 2018

ITEM NO.	DESCRIPTION
18	Capital Expenditures and Book Value for Intangible Assets in 2018
19	Total Assets as of 31 December 2018
20	Average Capacity Utilization Rate of the Establishment in 2018 (For CPBI Form 2 and 3)
21	Inventories in 2018
22	Branches, Divisions and Plants Owned and Controlled (for Main Office)

Limitations of Data

The results of the 2018 CPBI are estimates representing the frame population covering establishments included in the formal sector category as listed in the PSA's 2018 List of Establishments.

Section 4 of Commonwealth Act No. 591 requires that the data of individual business firms be kept confidential. To avoid disclosure of information of individual establishment, statistical tables do not provide information for any industry group or sub-class wherein the number of establishments is less than three. Figures relating to such industries were either suppressed or combined with those of other related industries in accordance with the guidelines on statistical disclosure control of data for establishments' survey.

Concepts and Definitions

Business/Trade name refers to the name used to identify a commercial product or service, under which a business firm operates. It distinguishes one establishment's/enterprise's products and services from those of its competitors and helps to establish its identity in the marketplace. A business/trade name can be different from the legal name the business has been registered as, for corporate status. This could be the name registered with the DTI, SEC or the name used in securing business permit.

Registered name refers to the name of the establishments/enterprise as registered with the Securities and Exchange Commission (SEC), Department of Trade and Industry (DTI) and Cooperative Development Authority (CDA). Registered name is the one used for taxation purposes and legal matters. Registered name usually links establishments within the same enterprise.

Address refers to the actual physical location of the establishment/enterprise. It should contain the number and street name, building name, floor and room number, barangay, city/municipality and the province.

A **website** is a collection of related web pages containing images, videos or other digital assets. A website is hosted on at least one web server, accessible via a network such as the internet or a private local area network through an Internet address known as a Uniform Resource Locator.

All publicly accessible websites collectively constitute the World Wide Web. Web pages are accessed and transported with the Hypertext Transfer Protocol (HTTP), which may optionally employ encryption (HTTP Secure, HTTPS) to provide security and privacy for the user of the web page content. The user's application, often a web browser, renders the page content according to its HTML markup instructions onto a display terminal. One example of a website is <http://www.census.gov.ph>.

Main activity refers to the activity that contributes the biggest or major portion of the gross income or revenue of the establishment/enterprise.

Secondary/Other Activities refer to activities carried out by the establishment/enterprise in addition to the main activity and in which the output, like that of the main activity, must be suitable for delivery outside the establishment/enterprise.

Ancillary Activities refer to activities that exist to support the main productive activities of this establishment by providing non-durable goods or services entirely or primarily for the use of the establishment.

Capital participation refers to the claims of foreign and/or local investors against capital/equity.

Total Employment refers to the total number of persons who work in or for the enterprise as of November 15, 2018. This includes paid employees, working owners, unpaid workers and all employees who work full-time or part-time including seasonal workers. Included also are persons on short term leave such as those on sick, vacation or annual leaves and on strike. **Excluded** from the count of total employment are consultants, home workers, workers receiving pure commission only, workers on indefinite leave, silent or inactive partners and members of cooperative who are not involved in the operation of the cooperative.

Paid employees are all full-time and part-time employees working in or for the establishment/enterprise and receiving regular pay, as well as those working away from the establishment/enterprise and paid by and under the control of the establishment/ enterprise.

Unpaid workers are working owners who do not receive regular pay, apprentices and learners without regular pay, and persons working for at least 1/3 of the working time normal to the establishment/enterprise without regular pay.

Workers on sub-contract agreement or under manpower agencies/contractors are workers employed by the contractors to perform or complete a job, work or service within the premise of this establishment pursuant to a service agreement. These are workers who are not in the payroll of this establishment.

Research and Development (R&D) refers to creative work undertaken as a systematic basis in order to increase the stock of knowledge, including knowledge of man, culture and society, and the use of this stock of knowledge to devise new applications.

R&D personnel are all persons employed directly on R&D as well as those providing direct services such as R&D Managers, administrators and clerical staff. R&D personnel are classified into three categories: researchers, technicians and auxiliary personnel.

Production/construction workers are workers directly engaged in the production/construction process, including working foreman.

Number of hours worked by production/ construction workers refers to the number of hours actually spent by production/construction workers at work, including waiting time and overtime for the whole year of 2018.

Total Income or revenue refers to cash received and receivables for goods sold and services rendered.

Sales to domestic market, for sectors agriculture, forestry and fishing; mining and quarrying; and manufacturing, refer to the products/by-products of the establishment sold to another establishment including, producer, wholesaler and retailer, of a different enterprise. However, for wholesale and retail trade, these refer to the goods sold locally.

Interplant transfers refer to the shipment of products produced to other establishments belonging to the same enterprise as the establishment. These should be valued as though sold.

Direct exports refer to the products produced and shipped, as well as goods sold, directly outside the country by the establishment.

Sales to exporters refers to the products/by-products/goods sold locally to exporters by the establishment.

Sale of goods refers to the income from goods sold in the same condition as purchased.

Net income earned from construction activities abroad refers to the value, cash and receivables of construction activities abroad less total cost incurred.

Net insurance premiums earned are the gross earned premiums on insurance contract less the reinsurers' share of gross earned premiums on insurance contracts.

Contract and commission work done for others refer to the income from outsourcing activities done on materials owned and controlled by another establishment.

The term “**outsourcing**” or production has been used to refer to a situation where the principal production unit (the principal) contracts another production unit (the contractor) to carry out specific functions constituting the whole or a part of the principal's activity in producing a good or a service.

Income from products sold for a construction establishment, is an income from products manufactured and sold, e.g. pre-fabricated products, hollow blocks, etc.

Royalty income is an income received for trademarks, copyrights, patents or secrecy and concessions.

Trademarks are images, logos or other graphical materials associated with a brand and which, if registered as such, may not be reproduced or copied without the permission of the trademark holder.

Copyright is the exclusive right to reproduce articles, books, photographs, films or other representative material usually held by the author or publisher of a work.

Patent is the legal recognition of an invention, which also grants sole right of manufacture and sale for commercial purposes to the patent holder.

Concession is the term that describes a business trading under a contract from a concession stand or area within the premises of another business, or host. A concession is principally a tenant, and the hold is its landlord. Concessions are usually given a degree of exclusivity by its host to allow it the right to retail certain product ranges. Concessions operate under their own branding and heads of terms are negotiated and agreed prior to a solicitor drafting either a license or lease which describes the principal terms under which the parties will operate.

Franchise income refers to income received for license to make, distribute or sell a product or service.

Subsidies refer to special grants received from the government in the form of financial assistance or tax exemption or tax privilege to aid and develop an industry.

Total expense refers to the cost incurred in an enterprise's efforts to generate revenue, representing the cost of doing business. Excludes cost incurred in acquisition of income generating assets.

Total compensation is the sum of gross salaries and wages and total employers to SSS/GSIS, Employees Compensation Commission, PhilHealth, PAG-IBIG, etc.

Gross salaries and wages refer to payments in cash or in-kind prior to any deductions for employee's contributions to SSS/GSIS, withholding tax, etc.

Taxes on Products are taxes paid on products by producer or by the purchaser of the product. Examples are: import tax, export tax, excise tax, value-added tax, sales tax, gross receipts tax, etc.

Export tax consists of taxes on goods or services that become payable when the goods leave the economic territory or when the services are delivered to non-residents; they include export duties, profits of export monopolies and taxes resulting from multiple exchange rates.

Excise tax or excise duties are taxes levied on specific kinds of good, typically alcoholic beverages, tobacco and fuels; they may be payable in addition to import duties when the goods enter the economic territory.

Other taxes on production are taxes paid by the producer due to production excluding income tax. Examples are: business licenses, real estate tax, road tax, environmental tax, etc.

Environmental tax consists of taxes levied on the emission or discharged into the environment of noxious gases, liquids or other harmful substances.

Contract and commission work done by others is the amount spent for production/service outsourced to other establishment.

Goods purchased for resale is the acquisition cost of goods purchased for resale without transformation or processing.

Interest expense is the amount paid for loans obtained from banks and other financial institutions.

Payouts are the amount expended as prize in gambling and betting operations.

Research and development (R&D) is the amount spent on any systematic, scientific and creative work undertaken to increase the stock of knowledge and the use of this knowledge to create new or improved products, processes, services, and other applications.

Environmental protection expense is the amount spent for the prevention, reduction and elimination of pollution as well as any degradation of the environment such as environmental protection services like wastewater treatment, reforestation, etc.

Royalty fee is an expense for trademarks, patents or secrecy and concessions.

Franchise fee is an expense made for license to make, distribute or sell a product or service.

E-commerce refers to the selling of products or services over electronic systems such as the Internet Protocol-based networks and other computer networks, Electronic Data Interchange (EDI) network, or other on-line system. Excluded are orders received from telephone, facsimile and e-mails.

Tangible Fixed Assets refer to physical assets acquired and for use of the establishment/enterprise and expected to have a productive life of more than one year. Examples are land, buildings, transport equipment, ICT and other machinery and equipment, valuables and other tangible fixed assets.

Capital expenditures for tangible fixed assets refer to the full value of tangible fixed assets acquired in 2018 whether or not full payments have been made.

Sale of tangible fixed assets refer to the actual amount received/realized (not book value) from the sale of tangible fixed assets during the year including the value of tangible fixed assets transferred to the other establishments of the same enterprise.

Losses and damages refer to the decrease in the book value of tangible fixed assets due to theft, major catastrophe, and other accidental destructions.

Book value refers to the initial or acquisition cost of tangible fixed assets less accumulated depreciation charges.

New tangible fixed assets refer to brand new tangible fixed assets acquired during the year, including directly/newly imported tangible fixed assets.

Directly/newly imported tangible fixed assets are considered new whether or not they were used before they were imported.

Major alterations and improvements on tangible fixed assets are done to increase the performance or capacity of existing tangible fixed assets or to significantly extend their previous expected service lives.

Use tangible fixed assets refer to those that have been previously used within the country.

Tangible fixed assets produced on own account refer to the physical assets produced by the establishment for its own use. It should be valued as the cost of all work put in place including overhead cost.

Total assets are resources including land owned and/or controlled by the establishment as a result of past transactions and events from which future economic benefits are expected to flow to the establishment.

Inventories refer to stocks of goods owned by or under the control of the establishment as of a fixed date, regardless of where the stocks are located.

Purchaser Price is the amount paid by the purchaser, excluding any deductible VAT or similar deductible tax, in order to take delivery of a unit of a good or service at the time and place required by the purchaser. The purchaser's price of a good includes any transport charges paid separately by the purchaser to take delivery at a required time and place.

Producer Price is the amount receivable by the producer from the purchaser for a unit of good or service produced as output minus any VAT, or similar deductible tax, invoiced to the purchaser. It excludes any transport charges invoiced separately by the producer.

Replacement cost is the cost of an item in terms of its present price rather than its original price.

Materials and supplies are materials and supplies intended for use as intermediate inputs.

Finished products refer to the value of products produced/manufactured by the establishment that are ready for sale/shipment.

Work-in-progress, for agriculture forestry and fishing, refers to the value of products of the establishment that have not yet reached the final desired state and are not ready for sale/shipment; while for manufacturing, it refers to the value of all materials which have been partially processed by the establishment but which are not usually sold or turned over to other establishments without further processing.

Construction-in-progress refers to portion of construction projects and/or installation works in the country that are not yet completed during the year and are not yet ready to be handed over to the contractee.

Publication Volumes

The following are the 2018 CPBI publication volumes.

Table 11. 2018 CPBI Publication Volumes

Section	Industry	Volume Number
A	Agriculture, Forestry and Fishing	Volume I
B	Mining and Quarrying	Volume II

Section	Industry	Volume Number
C	Manufacturing	Volume III
D	Electricity, Gas, Steam and Airconditioning Supply	Volume IV
E	Water Supply; Sewerage, Waste Management and Remediation Activities	Volume V
F	Construction	Volume VI
G	Wholesale and Retail Trade; Repair of Motor Vehicles and Motorcycles	Volume VII
H	Transportation and Storage	Volume VIII
I	Accommodation and Food Service Activities	Volume IX
J	Information and Communication	Volume X
K	Financial and Insurance Activities	Volume XI
L	Real Estate Activities	Volume XII
M	Professional, Scientific and Technical Activities	Volume XIII
N	Administrative and Support Service Activities	Volume XIV
P	Education	Volume XV
Q	Human Health and Social Work Activities	Volume XVI
R	Arts, Entertainment and Recreation	Volume XVII
S	Other Service Activities	Volume XVIII

Symbols and Abbreviations Used in Statistical Tables

s	suppressed data to avoid disclosure of individual establishment's data
}	combined data of two or more industries or regions
-	zero
n.e.c	not elsewhere classified

Description of Industries for Wholesale and Retail Trade; Repair of Motor Vehicles and Motorcycles

SECTION G – WHOLESALE AND RETAIL TRADE; REPAIR OF MOTOR VEHICLES AND MOTORCYCLES

Wholesale and Retail Trade; Repair of Motor Vehicles and Motorcycles includes wholesale and retail sale (i.e. sale without transformation) of any type of goods and the rendering services incidental to the sale of these goods. Wholesaling and retailing are the final steps in the distribution of goods. Goods bought and sold are also referred to as merchandise.

Also included in this section is the repair of motor vehicles and motorcycles. Sale without transformation is considered to include the usual operations (manipulations) associated with trade, for example, sorting, grading and assembling of goods, mixing (blending) of goods (for example, sand), bottling (with or without preceding bottle cleaning), packing, breaking bulk and repacking for distribution in smaller lots, storage (whether or not frozen or chilled), cleaning and drying of agricultural products, cutting out of wood fiber boards or metal sheets as secondary activities. The following are the industry group:

Section G is comprised of the following nineteen (19) industry group:

1. **Sale of motor vehicles (G451)** includes wholesale and retail of new and used vehicles, passenger motor Vehicles, including specialized passenger motor vehicles such as ambulances and minibuses, etc., lorries, trailers and semi-trailers; camping vehicles such as caravans and motor homes.
2. **Maintenance and repair of motor vehicles (G452)** includes maintenance and repair of motor vehicles: mechanical repair, electrical repair, electronic injection system repair, ordinary servicing, bodywork repair, repair of motor vehicle parts, washing, polish, etc., spraying and painting, repair of screens and windows, repair of motor vehicles seats; tire, and tube repair, fitting or replacement and anti-rust treatment.
3. **Sale of motor vehicle parts and accessories (G453)** includes wholesale and retail sale of all kinds of parts, components, supplies, tools and accessories for motor vehicles, such as : rubber tires and inner tubes for tires, spark plugs, batteries, lighting equipment and electrical parts.
4. **Sale, maintenance and repair of motorcycles and related parts and accessories (G454)** includes wholesale and retail sale of motorcycles including mopeds, Wholesale and retail sale of parts and accessories for motorcycles (including by commission agents and mail order houses) and Maintenance and repair of motorcycles.
5. **Wholesale on a fee or contract basis (G461)** includes activities of commission agents, commodity brokers and all other wholesalers who trade on behalf and on the accounts of others, activities of those involved in bringing sellers and buyers together or undertaking commercial transactions on behalf of a principal, including in the internet,

6. **Wholesale of agricultural raw materials and live animals (G462)** includes wholesale of grains and seeds, wholesale of oleaginous fruits, wholesale of unmanufactured tobacco, wholesale of live animals, wholesale of hides and skins, wholesale of leather and wholesale of agricultural material, waste, residues and by-products used for animal feed
7. **Wholesale of food, beverages and tobacco (G463)** includes wholesale of fruit and vegetables, wholesale of dairy products, wholesale of eggs and egg products, wholesale of edible oils and fats of animal or vegetable origin, wholesale of meat and meat products, wholesale of fishery products, wholesale of sugar, chocolate and sugar confectionery, wholesale of bakery products, Wholesale of beverages, wholesale of coffee, tea, cocoa and spices, and wholesale of tobacco products.
8. **Wholesale of household goods (G464)** includes the wholesale of household goods including textiles.
9. **Wholesale of machinery, equipment and supplies (G465)** includes the wholesale of computers, telecommunications equipment, specialized machinery for all kinds of industries and general-purpose machinery.
10. **Other specialized wholesale (G466)** includes other specialized wholesale activities not classified in other groups of this division. This group includes the wholesale of intermediate products, except agricultural, typically not for household use.
11. **Non-specialized wholesale trade (G469)** includes wholesale of a variety of goods without any particular specialization
12. **Retail sale in non-specialized stores (G471)** includes the retail sale of a variety of product lines in the same unit (non-specialized stores), such as supermarkets or department stores.
13. **Retail sale of food, beverages and tobacco in specialized stores (G472)** includes retail sale in stores specialized in selling food, beverage or tobacco products.
14. **Retail sale of automotive fuel in specialized stores (G473)** includes the retail sale of fuel for motor vehicles and motorcycles, including lubricating products and cooling products for motor vehicles.
15. **Retail sale of information and communications equipment in specialized stores (G474)** includes retail sale of information and communications equipment, such as computers and peripheral equipment, telecommunications equipment and consumer electronics, by specialized stores.
16. **Retail sale of other household equipment in specialized stores (G475)** includes the retail sale of household equipment, such as textiles, hardware, floor coverings, electrical appliances or furniture, in specialized stores. Also includes in this group the retail-sale of articles for lighting, household utensils and glassware, musical instruments, security systems, and other household articles and equipment, n.e.c.
17. **Retail sale of cultural and recreation goods in specialized stores (G476)** includes the retail sale in specialized stores of cultural and recreation goods, such as books, newspapers, music and video recordings, sporting equipment, games and toys.

-
18. **Retail sale of other goods in specialized stores (G477)** includes the sale in specialized stores carrying a particular line of products not included in other parts of the classification, such as clothing, footwear and leather articles, pharmaceutical and medical goods, watches, souvenirs, cleaning materials, weapons, flowers and pets and others. Also included is the retail sale of used goods in specialized stores.
- . 19 **Other retail sale not in stores, stalls or markets (G479)** includes retail sale activities by mail order houses, over the internet, through door-to-door sales, vending machines, etc

BRIEF ANALYSIS

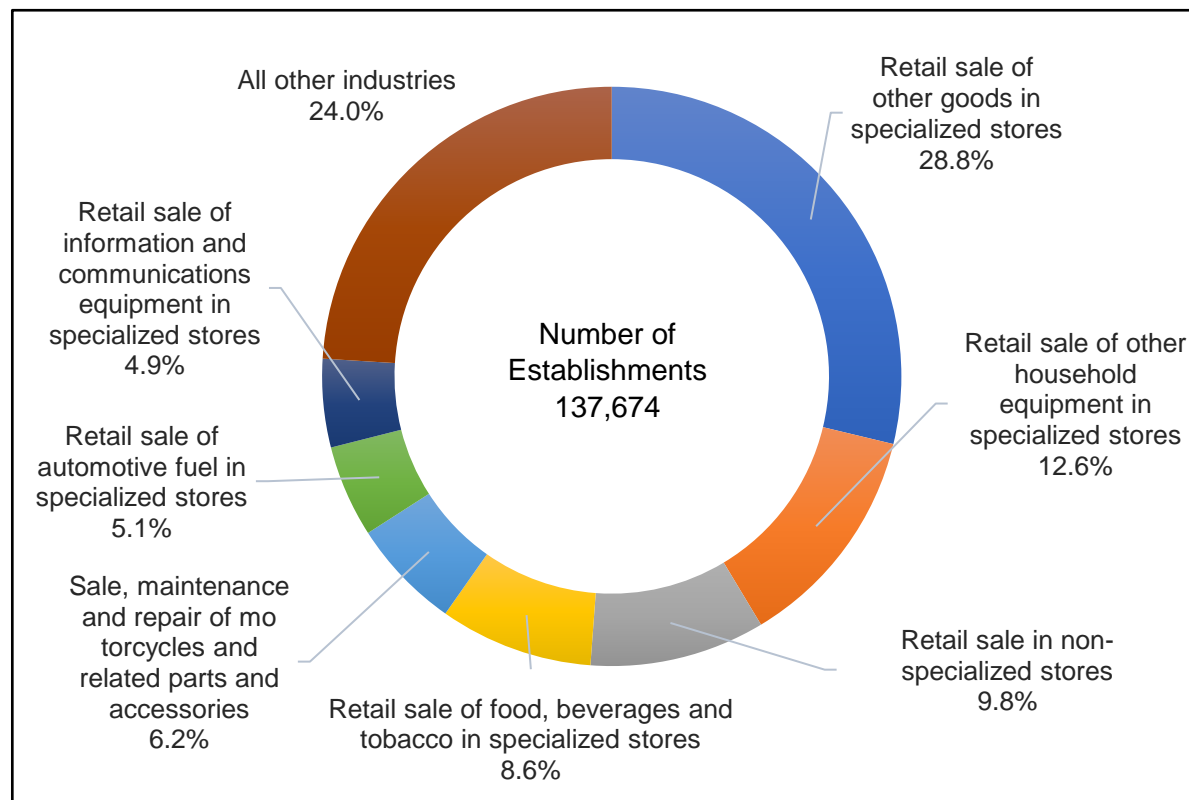
The industry section on Wholesale and Retail Trade; Repair of Motor Vehicles and Motorcycles (Section G) includes the activities on selling by retail and wholesale of any type of goods and the rendering service incidental to the sale of these goods. Activities related to the sale and repair of motor vehicles and motorcycles are also included in this section.

Retail sale of other goods in specialized stores led in terms of number of establishments in 2018

A total of 137,674 establishments were engaged in wholesale and retail trade; repair of motor vehicles and motorcycles with a growth rate of 43.6 percent from the 95,850 establishments recorded in 2012. (Table A, and Figure 1)

Retail sale of other goods in specialized stores led among industry groups in terms of number of establishments with 39,585 (28.8%). Retail sale of other household equipment in specialized stores ranked second with 17,389 (12.6%), followed by retail sale in non-specialized stores with 13,478 (9.8%). Non-specialized wholesale trade had the least number of establishments with 93 or 0.1 percent share to the total. (Table 1, and Figure 1)

Figure 1. Percent Distribution for Wholesale and Retail Trade; Repair of Motor Vehicles and Motorcycles Establishments: Philippines, 2018 CPBI



Note: Details may not add up to 100% due to rounding off.

Among regions, National Capital Region (NCR) recorded the highest number of establishments of 21,366 (15.5%). This was followed by CALABARZON and Central Visayas with 12,537 (9.1%) and 11,642 (8.5%) establishments, respectively. Autonomous Region in Muslim Mindanao (ARMM) recorded the least number of establishments at 1,984 (1.4%). (Table1)

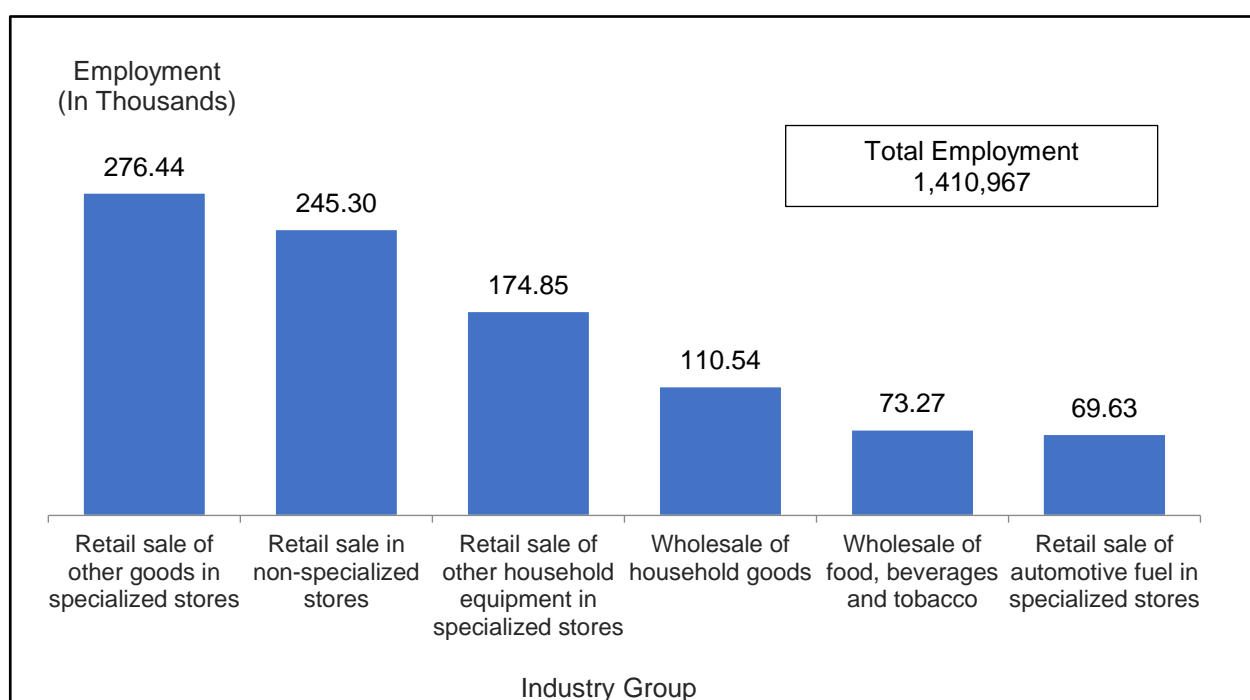
Retail sale of other goods in specialized stores employed the highest number of workers among industry groups

The sector employed a total of 1,410,967 persons in 2018 with a growth rate of 42.6% from the 989,499 persons employed in 2012. (Table A)

An average of 11 employees per establishment was recorded in the sector in 2018. Across industry groups, sale of motor vehicles recorded the highest ratio of 28 employees per establishment. (Table B)

Among industry groups, retail sale of other goods in specialized stores hired the highest number of employees with 276,442 (19.6%). Retail sale in non-specialized stores industry group ranked second with 245,299 employees (17.4%), followed by retail sale of other household equipment in specialized stores with 174,848 (12.4%). On the other hand, non-specialized wholesale trade posted the lowest number of employees with 1,539 (0.1%). (Table1, and Figure 2)

Figure 2. Employment Distribution for the Top Industry Groups for Wholesale and Retail Trade; Repair of Motor Vehicles and Motorcycles Establishments: Philippines, 2018 CPBI



NCR topped other regions in terms of employment

NCR topped other regions in terms of employment with 382,716 employees or 27.1 percent of the total employment, followed by CALABARZON with 146,320 (10.4%), and Central Visayas with 124,787 (8.8%). (Table 1)

Retail sale in non-specialized stores engaged more workers under sub-contract agreement

In 2018, a total of 107,658 workers under sub-contract agreement were engaged in the sector. Most of these workers were in establishments engaged in retail sale in non-specialized stores with 33,675 workers. This was followed by retail sale of other household equipment in specialized stores with 15,361 subcon workers. (Table 1)

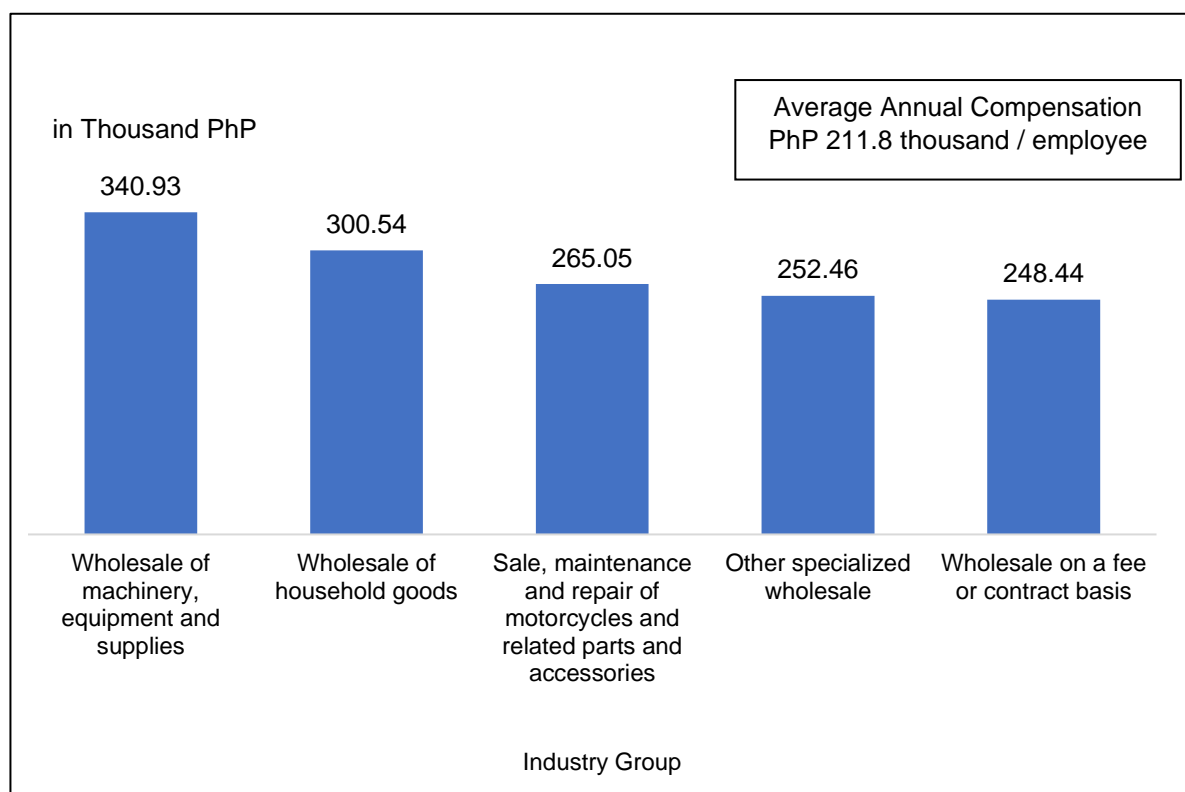
Among regions, establishments in NCR employed the highest number of workers under sub-contract agreement with 42,290 workers, followed by Central Luzon and CALABARZON with 17,196 and 13,180 workers, respectively. (Table 1)

Retail sale of other goods in specialized stores incurred the highest compensation among industry groups

The total compensation spent by the establishments in the wholesale and retail trade; repair of motor vehicles and motorcycles industry section was posted at PhP 290.70 billion. This translates to an average annual compensation at PhP 211.76 thousand per paid employee. (Table 1)

Among industry groups, the retail sale of other goods in specialized stores incurred the highest compensation with PhP 65.78 billion. Retail sale in non-specialized stores followed with PhP 38.46 billion. (Table 1)

Figure 3. Average Annual Compensation of Paid Employees for the Top Five Industry Groups for Wholesale and Retail Trade; Repair of Motor Vehicles and Motorcycles Establishments: Philippines, 2018 CPBI



At the regional level, NCR recorded the highest total compensation spent with PhP 121.82 billion. This was followed by CALABARZON with PhP 35.63 billion. (Table 1)

In terms of average annual compensation per paid employee, employees in the wholesale of machinery, equipment, and supplies industry group received the highest annual compensation with PhP 340.93 thousand. This was followed by wholesale of household goods and sale, maintenance and repair of motorcycles and related parts and accessories with PhP 300.54 thousand and PhP 265.05 thousand, respectively. (Table B and Figure 3)

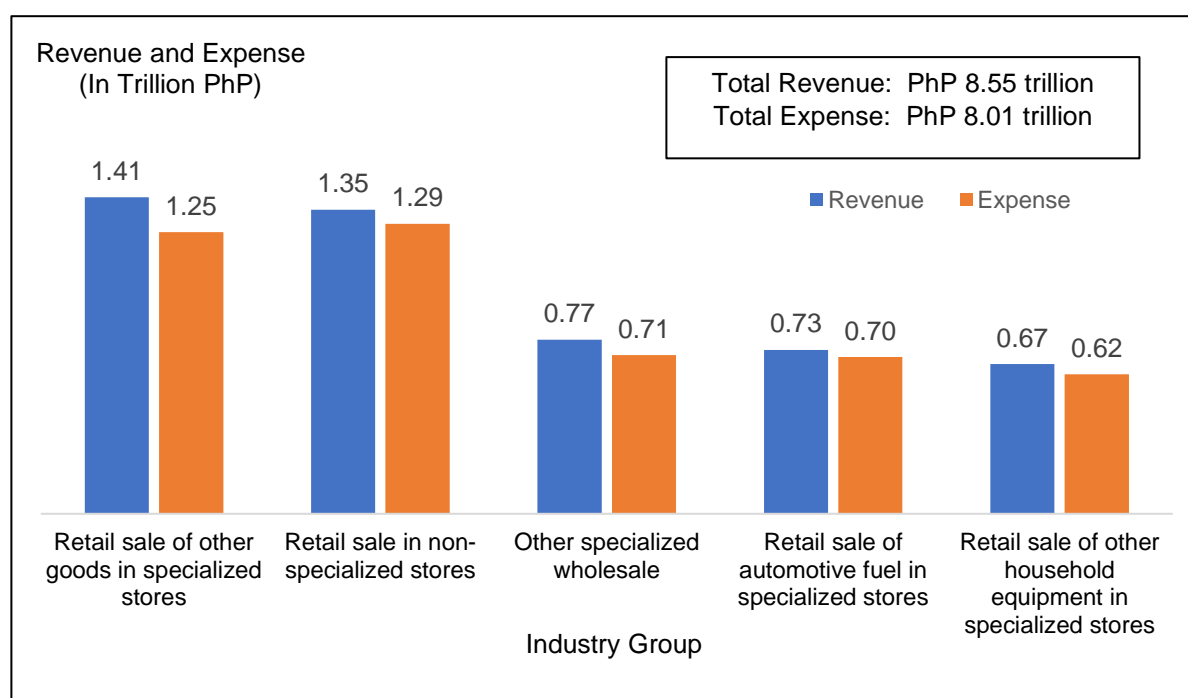
Retail sale of other goods in specialized stores contributed the biggest share in total revenue

The sector generated a total revenue of PhP 8.55 trillion in 2018. Among industry groups, retail sale of other goods in specialized stores had the biggest share in terms of revenue with PhP 1.41 trillion (16.5%). This was followed by retail sale in non-specialized stores with PhP 1.35 trillion (15.8%). (Table 1, and Figure 4)

Total expense amounts to PhP 8.01 trillion

The total expense incurred by the industry amounted to PhP 8.01 trillion. Being the top revenue contributor, the retail sale in non-specialized stores industry group also had the biggest share in the total expense with PhP1.29 trillion (16.1%), followed by retail sale of other goods in specialized stores with about PhP1.25 trillion (15.7%). (Table 1, and Figure 4)

Figure 4. Total Revenue and Total Expense for the Top Five Industry Groups for Wholesale and Retail Trade; Repair of Motor Vehicles and Motorcycles
Establishments: Philippines, 2018 CPBI



NCR accounted the biggest share in total revenue and total expense among regions

NCR posted the biggest share in total revenue with PhP 3.10 trillion (36.2%) and in total expense with PhP 2.91 trillion (36.4%). CALABARZON followed with PhP 1.24 trillion or 14.6 percent share to the total revenue and PhP 1.21 trillion or 15.1 percent share to the total expense. Autonomous Region in Muslim Mindanao recorded the least revenue and expense with PhP 8.90 billion (0.1%) and PhP 5.91 billion (0.1%), respectively. (Table 1)

Revenue per expense ratio posted at 1.07

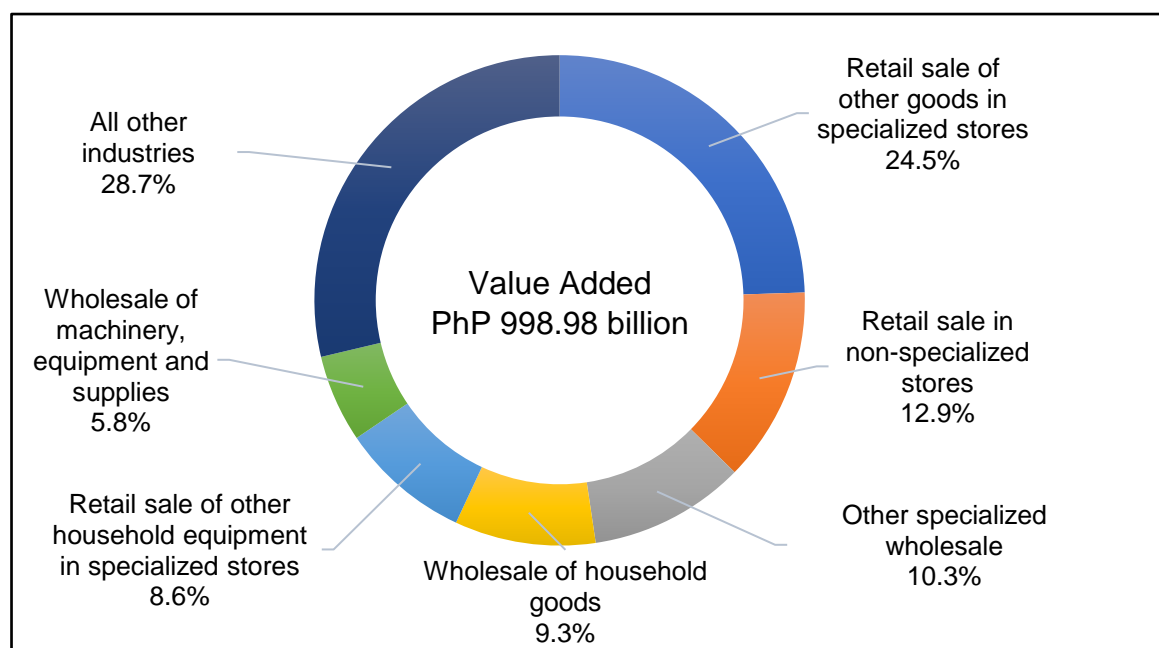
The revenue per expense ratio for wholesale and retail trade; repair of motor vehicles and motorcycle was computed at 1.07. This indicates that for every peso spent, a corresponding revenue of PhP 1.07 was generated. (Table B)

Out of 19 industry groups, seven of them exceeded the revenue per expense ratio at the national level (1.07). These are wholesale on a fee or contract basis (1.21) maintenance and repair of motor vehicles (1.20), retail sale of other goods in specialized store (1.12), other specialized wholesale (1.10), wholesale of agricultural raw materials and live animals (1.09), wholesale of household goods, and retail sale of cultural and recreation goods in specialized stores both with 1.08. (Table B)

Retail sale of other goods in specialized stores contributed the biggest share to total value added

Value added contributed by the industry was estimated at PhP 998.98 billion. Among industry groups, retail sale of other goods in specialized stores shared the biggest portion to total value added with PhP 244.61 billion (24.5%), followed by retail sale in non-specialized stores with PhP 128.54 billion (12.9%). (Tables 1, and Figure 5)

Figure 5. Value Added for Wholesale and Retail Trade; Repair of Motor Vehicles and Motorcycles Establishments: Philippines, 2018 CPBI



Note: The total of percent shares may not be equal to 100% due to rounding off.

NCR shared the biggest portion to the total value added

Among regions, NCR contributed the biggest amount to the total value added of the industry with PhP 380.86 billion or 38.1 percent share. This is followed by Northern Mindanao with PhP 118.65 billion (11.9%) and CALABARZON with PhP 92.57 billion (9.3%). (Table 1)

Value Added per employee estimated at PhP 708.01 thousand in 2018

Value added per employee, a measure of labor productivity estimated to PhP 708.01 thousand for wholesale and retail trade; repair of motor vehicles and motorcycles in 2018

Among industry groups, seven out of nineteen exceeded the estimated value added per employee. These were other specialized wholesale (PhP 1.62 million), wholesale on a fee or contract basis (PhP 1.36 million), wholesale of machinery, equipment and supplies (PhP 1.08 million), sale of motor vehicles (PhP 926.78 thousand), retail sale of other goods in specialized stores (PhP 884.86 thousand), wholesale of household goods (PhP 840.34 thousand) and retail sale of automotive fuel in specialized stores (PhP 711.89 thousand). (Table B)

Gross margin amounted to PhP 1.50 trillion in 2018

Gross margin is a company's net sales revenue less cost of goods sold. The industry recorded a gross margin of PhP 1.50 trillion. The combined gross margin of the top three industry groups accounted half (50.2%) of the total gross margin. These were retail sale of other goods in specialized stores with PhP 352.16 billion, retail sale in non-specialized stores PhP 240.22 billion, and wholesale of household goods with PhP 158.62 billion. (Table 1)

The top three regions with higher gross margin were NCR with PhP 614.66 billion, CALABARZON (PhP 153.23 billion), and Northern Mindanao with PhP 142.81 billion. (Table 1)

Retail sale of food, beverages and tobacco in specialized stores reported with the highest contribution to gross additions to tangible fixed assets of PhP 32.94 billion

Wholesale and retail trade; repair of motor vehicles and motorcycles' gross addition to tangible fixed assets in 2018 reached to PhP 124.48 billion. Retail sale of food, beverages and tobacco in specialized stores reported with the highest contribution to gross additions to tangible fixed assets of PhP 32.94 billion (26.5%). Ranked second was retail sale of other goods in specialized store with PhP 31.46 billion (25.3%) followed by retail sale in non-specialized stores of PhP 10.65 billion (8.6%)

At the regional level, NCR reported the highest gross additions to tangible fixed assets with PhP 35.38 billion or 28.4 percent. This was followed by SOCCSKSARGEN with PhP 20.02 billion (16.1%) and Zamboanga with PhP 12.07 billion or 9.7 percent. (Table 1)

Total change in inventories recorded at PhP 145.68 billion

In 2018, the total change in inventories of the sector recorded at PhP 145.68 billion. Other specialized wholesale recorded with the highest change in inventories of PhP 23.42 billion or 16 percent followed by

sale of motor vehicles and retail sale of other goods in specialized stores with PhP 20.38 billion or 14 percent and PhP 19.04 billion or 13 percent respectively. (Table 1)

Among regions, NCR reported with the highest change in inventories with PhP 54.87 billion or 37.7 percent while ARMM recorded with lowest of PhP - 516.83 million.

Wholesale of food, beverages and tobacco received the biggest subsidies from the government at 20.60 billion

Subsidies are grants received from the government in the form of financial or tax exemption to aid and develop an industry.

In 2018, the subsidies received by wholesale and retail trade; repair of motor vehicles and motorcycles amounted to PhP 22.04 billion. The three industries with the biggest subsidies received were as follows: wholesale of food, beverages and tobacco with PhP 20.60 billion or 93.5 percent, wholesale of agricultural raw materials and live animals with PhP 1.08 billion or 5.0 percent and retail sale of food, beverages and tobacco in specialized stores of PhP 249.52 million or 1.13 percent (Table 1)

Among regions, SOCCSKSARGEN received the biggest subsidies recorded at PhP 2.20 billion or 10 percent. Ranked second was NCR with PhP 1.98 billion (9.0%) followed by Central Luzon with PhP 1.82 billion (8.2%).(Table 1)

Sales from e-commerce transaction reached PhP 22.48 billion

Wholesale and retail trade; repair of motor vehicles and motorcycles industry recorded a total of PhP 22.48 billion sales from e-commerce transaction. The top three industry with sales from e-commerce were retail sale of other goods in specialized stores (PhP 15.18 billion), wholesale of household goods (PhP 3.30 billion), and retail sale of other household equipment in specialized stores (PhP 1.91 billion). (Table 1)

Table A Comparative Statistics for Wholesale and Retail Trade; Repair of Motor Vehicles and Motorcycles Establishments by Industry Group: Philippines, 2018 and 2012 CPBI*(Value in thousand PhP. Details may not add-up to total due to rounding and/or suppression)*

2009 PSIC Code	Industry Description	Number of Establishments			Total Employment as of November 15		
		2018	2012	Growth Rate	2018	2012	Growth Rate
G	Wholesale and Retail Trade; Repair of Motor Vehicles and Motorcycles	137,674	95,850	43.6	1,410,967	989,499	42.6
G451	Sale of motor vehicles	1,595	1,087	46.7	44,122	24,767	78.2
G452	Maintenance and repair of motor vehicles	2,991	2,235	33.8	24,376	18,337	32.9
G453	Sale of motor vehicle parts and accessories	4,837	3,112	55.4	39,223	25,718	52.5
G454	Sale, maintenance and repair of motorcycles and related parts and accessories	8,501	5,257	61.7	67,193	37,006	81.6
G461	Wholesale on a fee or contract basis	518	469	10.4	9,559	5,588	71.1
G462	Wholesale of agricultural raw materials and live animals	2,430	2,007	21.1	26,335	21,707	21.3
G463	Wholesale of food, beverages and tobacco	3,508	2,699	30.0	73,269	62,516	17.2
G464	Wholesale of household goods	6,370	3,798	67.7	110,544	78,288	41.2
G465	Wholesale of machinery, equipment and supplies	2,810	1,711	64.2	53,532	31,549	69.7
G466	Other specialized wholesale	4,173	3,179	31.3	63,758	44,076	44.5
G469	Non-specialized wholesale trade	93	62	50.0	1,539	1,016	51.5
G471	Retail sale in non-specialized stores	13,478	7,695	75.2	245,299	182,350	34.5
G472	Retail sale of food, beverages and tobacco in specialized stores	11,793	8,755	34.7	60,375	45,088	33.9
G473	Retail sale of automotive fuel in specialized stores	7,074	3,777	87.3	69,633	43,314	60.8
G474	Retail sale of information and communications equipment in specialized stores	6,782	4,843	40.1	41,077	33,578	22.3
G475	Retail sale of other household equipment in specialized stores	17,389	12,786	36.0	174,848	124,644	40.3
G476	Retail sale of cultural and recreation goods in specialized stores	3,374	2,889	16.8	25,393	23,523	8.0
G477	Retail sale of other goods in specialized stores	39,585	29,008	36.5	276,442	183,786	50.4
G479	Retail trade not in stores, stalls or markets	373	481	-22.5	4,449	2,646	68.1

Continued

Table A Comparative Statistics for Wholesale and Retail Trade; Repair of Motor Vehicles and Motorcycles Establishments by Industry Group: Philippines, 2018 and 2012 CPBI

(Value in thousand PhP. Details may not add-up to total due to rounding and/or suppression)

Continued

2009 PSIC Code	Industry Description	Paid Workers			Workers on Sub-Contract Agreement as of Nov 15		
		2018	2012	Growth Rate	2018	2012	Growth Rate
G	Wholesale and Retail Trade; Repair of Motor Vehicles and Motorcycles	1,372,734	959,218	43.1	107,658		
G451	Sale of motor vehicles	43,918	24,653	78.1	3,136		
G452	Maintenance and repair of motor vehicles	23,274	17,096	36.1	1,555		
G453	Sale of motor vehicle parts and accessories	37,821	24,735	52.9	1,682		
G454	Sale, maintenance and repair of motorcycles and related parts and accessories	64,813	36,310	78.5	1,152		
G461	Wholesale on a fee or contract basis	9,464	5,541	70.8	1,698		
G462	Wholesale of agricultural raw materials and live animals	24,640	19,808	24.4	650		
G463	Wholesale of food, beverages and tobacco	72,270	61,613	17.3	6,846		
G464	Wholesale of household goods	109,259	77,552	40.9	15,329		
G465	Wholesale of machinery, equipment and supplies	52,981	31,236	69.6	2,898		
G466	Other specialized wholesale	61,889	42,503	45.6	4,727		
G469	Non-specialized wholesale trade	1,538	1,010	52.3	187		
G471	Retail sale in non-specialized stores	240,774	177,736	35.5	33,675		
G472	Retail sale of food, beverages and tobacco in specialized stores	55,296	41,753	32.4	2,103		
G473	Retail sale of automotive fuel in specialized stores	69,150	42,744	61.8	3,355		
G474	Retail sale of information and communications equipment in specialized stores	39,197	32,753	19.7	2,539		
G475	Retail sale of other household equipment in specialized stores	170,220	119,366	42.6	15,361		
G476	Retail sale of cultural and recreation goods in specialized stores	24,973	23,043	8.4	529		
G477	Retail sale of other goods in specialized stores	266,905	177,192	50.6	9,664		
G479	Retail trade not in stores, stalls or markets	4,350	2,574	69.0	573		

Table A Comparative Statistics for Wholesale and Retail Trade; Repair of Motor Vehicles and Motorcycles Establishments by Industry Group: Philippines, 2018 and 2012 CPBI

(Values are in thousand PhP, except for number of establishments and employment. Details may not add-up to total due to rounding and/or suppression)

Continued

2009 PSIC Code	Industry Description	Total Revenue			Expense		
					Total		
		2018	2012	Growth Rate	2018	2012	Growth Rate
G	Wholesale and Retail Trade; Repair of Motor Vehicles and Motorcycles	8,552,961,837	3,771,304,333	126.8	8,006,385,886	3,603,596,072	122.2
G451	Sale of motor vehicles	494,441,706	213,628,056	131.5	473,403,709	204,965,784	131.0
G452	Maintenance and repair of motor vehicles	30,643,647	7,675,706	299.2	25,639,973	7,071,596	262.6
G453	Sale of motor vehicle parts and accessories	156,914,437	66,429,115	136.2	148,136,971	61,446,825	141.1
G454	Sale, maintenance and repair of motorcycles and related parts and accessories	423,316,762	68,779,865	515.5	411,751,182	65,231,020	531.2
G461	Wholesale on a fee or contract basis	52,175,143	5,197,736	903.8	43,158,459	4,566,106	845.2
G462	Wholesale of agricultural raw materials and live animals	126,577,490	60,642,113	108.7	115,747,493	57,047,295	102.9
G463	Wholesale of food, beverages and tobacco	648,329,942	343,342,788	88.8	630,586,892	335,852,328	87.8
G464	Wholesale of household goods	652,473,123	487,416,126	33.7	605,003,620	444,066,813	36.2
G465	Wholesale of machinery, equipment and supplies	367,027,750	134,029,797	173.8	343,303,281	125,727,855	173.1
G466	Other specialized wholesale	774,388,805	377,853,121	104.9	705,847,327	364,041,016	93.9
G469	Non-specialized wholesale trade	12,258,960	4,293,076	185.6	11,653,368	4,140,653	181.4
G471	Retail sale in non-specialized stores	1,353,638,399	642,511,407	110.7	1,290,853,227	621,144,988	107.8
G472	Retail sale of food, beverages and tobacco in specialized stores	210,776,620	70,942,394	197.1	205,844,578	68,286,493	201.4
G473	Retail sale of automotive fuel in specialized stores	729,799,702	330,114,164	121.1	697,659,847	319,025,657	118.7
G474	Retail sale of information and communications equipment in specialized stores	368,279,085	97,554,409	277.5	352,181,754	91,648,908	284.3
G475	Retail sale of other household equipment in specialized stores	665,873,607	351,008,300	89.7	620,271,466	338,472,335	83.3
G476	Retail sale of cultural and recreation goods in specialized stores	71,837,559	49,215,821	46.0	66,462,778	46,111,641	44.1
G477	Retail sale of other goods in specialized stores	1,408,398,751	456,539,776	208.5	1,253,142,018	440,948,571	184.2
G479	Retail trade not in stores, stalls or markets	5,810,350	4,130,565	40.7	5,737,942	3,800,188	51.0

Table A Comparative Statistics for Wholesale and Retail Trade; Repair of Motor Vehicles and Motorcycles Establishments by Industry Group: Philippines, 2018 and 2012 CPBI

(Values are in thousand PhP, except for number of establishments and employment. Details may not add-up to total due to rounding and/or suppression)

Continued

2009 PSIC Code	Industry Description	Expense					
		Compensation			Other Expense		
		2018	2012	Growth Rate	2018	2012	Growth Rate
G	Wholesale and Retail Trade; Repair of Motor Vehicles and Motorcycles	290,695,960	130,118,163	123.4	7,715,689,926	3,473,477,909	122.1
G451	Sale of motor vehicles	10,644,922	4,493,778	136.9	462,758,786	200,472,006	130.8
G452	Maintenance and repair of motor vehicles	2,474,674	1,391,814	77.8	23,165,300	5,679,782	307.9
G453	Sale of motor vehicle parts and accessories	7,049,600	3,123,611	125.7	141,087,370	58,323,214	141.9
G454	Sale, maintenance and repair of motorcycles and related parts and accessories	17,178,760	4,084,361	320.6	394,572,422	61,146,659	545.3
G461	Wholesale on a fee or contract basis	2,351,217	1,037,794	126.6	40,807,242	3,528,313	1,056.6
G462	Wholesale of agricultural raw materials and live animals	2,645,319	1,830,685	44.5	113,102,174	55,216,610	104.8
G463	Wholesale of food, beverages and tobacco	15,909,772	9,561,146	66.4	614,677,120	326,291,183	88.4
G464	Wholesale of household goods	32,836,345	15,323,036	114.3	572,167,275	428,743,777	33.5
G465	Wholesale of machinery, equipment and supplies	18,063,051	7,037,025	156.7	325,240,230	118,690,830	174.0
G466	Other specialized wholesale	15,624,207	7,678,805	103.5	690,223,121	356,362,211	93.7
G469	Non-specialized wholesale trade	359,046	137,418	161.3	11,294,322	4,003,235	182.1
G471	Retail sale in non-specialized stores	38,458,144	20,545,824	87.2	1,252,395,083	600,599,164	108.5
G472	Retail sale of food, beverages and tobacco in specialized stores	7,794,555	3,871,217	101.4	198,050,023	64,415,276	207.5
G473	Retail sale of automotive fuel in specialized stores	11,034,497	4,269,014	158.5	686,625,350	314,756,644	118.1
G474	Retail sale of information and communications equipment in specialized stores	8,200,154	4,013,211	104.3	343,981,600	87,635,698	292.5
G475	Retail sale of other household equipment in specialized stores	28,321,142	13,068,880	116.7	591,950,325	325,403,455	81.9
G476	Retail sale of cultural and recreation goods in specialized stores	5,023,564	3,095,318	62.3	61,439,214	43,016,323	42.8
G477	Retail sale of other goods in specialized stores	65,783,295	25,192,359	161.1	1,187,358,723	415,756,212	185.6
G479	Retail trade not in stores, stalls or markets	943,695	362,869	160.1	4,794,247	3,437,318	39.5

Table A Comparative Statistics for Wholesale and Retail Trade; Repair of Motor Vehicles and Motorcycles Establishments by Industry Group: Philippines, 2018 and 2012 CPBI

(Values are in thousand PhP, except for number of establishments and employment. Details may not add-up to total due to rounding and/or suppression)

Continued

2009 PSIC Code	Industry Description	Gross Margin			Value Added		
		2018	2012	Growth Rate	2018	2012	Growth Rate
G	Wholesale and Retail Trade; Repair of Motor Vehicles and Motorcycles	1,496,263,634	594,828,559	151.6	998,981,964	364,096,135	174.4
G451	Sale of motor vehicles	39,810,157	19,227,596	107.1	40,891,351	16,317,732	150.6
G452	Maintenance and repair of motor vehicles	1,671,121	-	-	8,514,320	2,317,045	267.5
G453	Sale of motor vehicle parts and accessories	24,605,457	12,597,591	95.3	18,868,339	9,359,335	101.6
G454	Sale, maintenance and repair of motorcycles and related parts and accessories	38,408,723	11,512,635	233.6	33,102,198	8,530,100	288.1
G461	Wholesale on a fee or contract basis	5,540,921	-	-	13,031,793	2,071,512	529.1
G462	Wholesale of agricultural raw materials and live animals	20,428,816	9,816,037	108.1	16,393,829	6,577,640	149.2
G463	Wholesale of food, beverages and tobacco	92,552,439	41,800,783	121.4	47,693,475	28,164,524	69.3
G464	Wholesale of household goods	158,622,304	106,300,328	49.2	92,894,810	65,233,384	42.4
G465	Wholesale of machinery, equipment and supplies	65,154,837	22,824,485	185.5	57,706,497	18,567,325	210.8
G466	Other specialized wholesale	141,176,206	47,794,702	195.4	102,830,853	29,381,981	250.0
G469	Non-specialized wholesale trade	1,533,673	599,344	155.9	633,005	368,193	71.9
G471	Retail sale in non-specialized stores	240,216,293	96,262,405	149.5	128,536,888	51,500,036	149.6
G472	Retail sale of food, beverages and tobacco in specialized stores	48,687,052	13,440,707	262.2	16,858,580	7,405,547	127.7
G473	Retail sale of automotive fuel in specialized stores	61,471,688	26,342,923	133.4	49,571,268	20,846,635	137.8
G474	Retail sale of information and communications equipment in specialized stores	48,088,197	15,017,969	220.2	27,135,861	10,975,848	147.2
G475	Retail sale of other household equipment in specialized stores	133,453,579	61,507,055	117.0	85,650,650	30,094,825	184.6
G476	Retail sale of cultural and recreation goods in specialized stores	20,245,052	14,981,454	35.1	12,855,341	7,342,896	75.1
G477	Retail sale of other goods in specialized stores	352,159,321	93,633,260	276.10	244,613,211	48,294,270	406.5
G479	Retail trade not in stores, stalls or markets	2,437,796	1,169,287	108.5	1,199,695	747,308	60.5

Table A Comparative Statistics for Wholesale and Retail Trade; Repair of Motor Vehicles and Motorcycles Establishments by Industry Group: Philippines, 2018 and 2012 CPBI

(Values are in thousand PhP, except for number of establishments and employment. Details may not add-up to total due to rounding and/or suppression)

Continued

2009 PSIC Code	Industry Description	Gross Addition to Tangible Fixed Assets			Change in Inventories		
		2018	2012	Growth Rate	2018	2012	Growth Rate
G	Wholesale and Retail Trade; Repair of Motor Vehicles and Motorcycles	124,481,844	20,712,047	501.0	145,684,992	70,622,820	106.3
G451	Sale of motor vehicles	3,544,604	689,957	413.7	20,379,104	5,979,035	240.8
G452	Maintenance and repair of motor vehicles	810,223	42,072	1,825.8	852,263	72,359	1,077.8
G453	Sale of motor vehicle parts and accessories	3,671,557	372,199	886.5	7,955,856	1,284,400	519.4
G454	Sale, maintenance and repair of motorcycles and related parts and accessories	466,403	216,496	115.4	7,271,481	2,750,996	164.3
G461	Wholesale on a fee or contract basis	182,913	20,614	787.3	1,710,512	92,425	1,750.7
G462	Wholesale of agricultural raw materials and live animals	2,457,730	173,867	1,313.6	1,584,492	732,589	116.3
G463	Wholesale of food, beverages and tobacco	5,917,223	1,536,036	285.2	6,957,784	17,848,911	-61.0
G464	Wholesale of household goods	4,452,026	1,318,940	237.6	11,269,548	5,158,779	118.5
G465	Wholesale of machinery, equipment and supplies	4,621,530	308,175	1,399.6	6,749,683	3,986,121	69.3
G466	Other specialized wholesale	7,289,516	1,858,037	292.3	23,422,080	2,908,198	705.4
G469	Non-specialized wholesale trade	94,093	18,828	399.8	-1,291,117	71,811	-1,897.9
G471	Retail sale in non-specialized stores	10,653,203	5,051,641	110.9	11,442,482	8,660,793	32.1
G472	Retail sale of food, beverages and tobacco in specialized stores	32,940,548	952,115	3,359.7	9,395,602	535,456	1,654.7
G473	Retail sale of automotive fuel in specialized stores	4,441,750	233,586	1,801.6	1,996,242	2,466,243	-19.1
G474	Retail sale of information and communications equipment in specialized stores	1,062,280	3,473,564	-69.4	4,954,460	620,260	698.8
G475	Retail sale of other household equipment in specialized stores	9,937,117	1,425,260	597.2	13,348,834	7,578,577	76.1
G476	Retail sale of cultural and recreation goods in specialized stores	430,879	470,856	-8.5	-1,481,702	1,372,487	-208.0
G477	Retail sale of other goods in specialized stores	31,459,398	2,542,256	1,137.5	19,041,072	8,221,431	131.6
G479	Retail trade not in stores, stalls or markets	48,850	7,548	547.2	126,317	281,947	-55.2

Table A Comparative Statistics for Wholesale and Retail Trade; Repair of Motor Vehicles and Motorcycles Establishments by Industry Group: Philippines, 2018 and 2012 CPBI

(Values are in thousand PhP, except for number of establishments and employment. Details may not add-up to total due to rounding and/or suppression)

Concluded

2009 PSIC Code	Industry Description	Subsidies			Sales from E-Commerce Transactions		
		2018	2012	Growth Rate	2018	2012	Growth Rate
G	Wholesale and Retail Trade; Repair of Motor Vehicles and Motorcycles	22,037,609	8,031,615	174.4	22,483,700	1,998,294	1,025
G451	Sale of motor vehicles	-	-	-	-	-	-
G452	Maintenance and repair of motor vehicles	-	-	-	-	-	-
G453	Sale of motor vehicle parts and accessories	-	-	-	-	-	-
G454	Sale, maintenance and repair of motorcycles and related parts and accessories	-	-	-	-	-	-
G461	Wholesale on a fee or contract basis	21,096	-	-	-	-	-
G462	Wholesale of agricultural raw materials and live animals	1,080,336	186	580,726	24	-	-
G463	Wholesale of food, beverages and tobacco	20,596,417	8,029,829	156	5,503	23,875	- 77
G464	Wholesale of household goods	19,953	-	-	3,304,010	575,286	474
G465	Wholesale of machinery, equipment and supplies	16,657	-	-	205,121	649,817	- 68
G466	Other specialized wholesale	1,167	-	-	547,932	-	-
G469	Non-specialized wholesale trade	-	-	-	-	-	-
G471	Retail sale in non-specialized stores	6,829	1,600	327	14,025	-	-
G472	Retail sale of food, beverages and tobacco in specialized stores	249,516	-	-	37,236	-	-
G473	Retail sale of automotive fuel in specialized stores	741	-	-	129,221	-	-
G474	Retail sale of information and communications equipment in specialized stores	-	-	-	1,134,903	2,676	42,310
G475	Retail sale of other household equipment in specialized stores	10,403	-	-	1,909,799	741,219	158
G476	Retail sale of cultural and recreation goods in specialized stores	-	-	-	-	-	-
G477	Retail sale of other goods in specialized stores	34,494	-	-	15,184,253	5,421	280,001
G479	Retail trade not in stores, stalls or markets	-	-	-	11,673	-	-

Note: "-" - Zero Value

■ - No data for the year

Source: Philippine Statistics Authority, 2018 Census of Philippine Business and Industry

Table B Selected Indicators for Wholesale and Retail Trade; Repair of Motor Vehicles and Motorcycles Establishments by Industry Group: Philippines, 2018 CPBI

2009 PSIC Code	Industry Description	Employment per Establishment	Revenue per Expense	Value Added per Employee
		(1)	(2)	(3)
G	Wholesale and Retail Trade; Repair of Motor Vehicles and Motorcycles	11	1.07	708,012
G451	Sale of motor vehicles	28	1.04	926,779
G452	Maintenance and repair of motor vehicles	9	1.20	349,291
G453	Sale of motor vehicle parts and accessories	9	1.06	481,053
G454	Sale, maintenance and repair of motorcycles and related parts and accessories	8	1.03	492,644
G461	Wholesale on a fee or contract basis	19	1.21	1,363,301
G462	Wholesale of agricultural raw materials and live animals	11	1.09	622,511
G463	Wholesale of food, beverages and tobacco	21	1.03	650,937
G464	Wholesale of household goods	18	1.08	840,342
G465	Wholesale of machinery, equipment and supplies	20	1.07	1,077,981
G466	Other specialized wholesale	16	1.10	1,612,831
G469	Non-specialized wholesale trade	17	1.05	411,309
G471	Retail sale in non-specialized stores	19	1.05	524,001
G472	Retail sale of food, beverages and tobacco in specialized stores	6	1.02	279,231
G473	Retail sale of automotive fuel in specialized stores	10	1.05	711,893
G474	Retail sale of information and communications equipment in specialized stores	7	1.05	660,610
G475	Retail sale of other household equipment in specialized stores	11	1.07	489,858
G476	Retail sale of cultural and recreation goods in specialized stores	8	1.08	506,255
G477	Retail sale of other goods in specialized stores	7	1.12	884,863
G479	Retail trade not in stores, stalls or markets	12	1.01	269,655

Source: Philippine Statistics Authority, 2018 Census of Philippine Business and Industry

Table C Selected Indicators for Wholesale and Retail Trade; Repair of Motor Vehicles and Motorcycles Establishments by Region: Philippines, 2018 CPBI

Region	Employment per Establishment	Revenue per Expense	Value Added per Employee
	(1)	(2)	(3)
PHILIPPINES	11	1.07	708,012
National Capital Region	18	1.06	995,152
Cordillera Administrative Region	7	1.06	356,264
I – Ilocos Region	9	1.05	461,129
II - Cagayan Valley	8	1.05	383,357
III - Central Luzon	11	1.08	776,167
IVA - CALABARZON	12	1.03	632,648
MIMAROPA	7	1.06	383,039
V – Bicol Region	9	1.05	374,010
VI - Western Visayas	10	1.07	498,328
VII - Central Visayas	11	1.06	439,560
VIII - Eastern Visayas	7	1.05	436,634
IX - Zamboanga Peninsula	7	1.09	438,268
X - Northern Mindanao	9	1.22	1,767,110
XI – Davao Region	11	1.04	508,127
XII - SOCCSKSARGEN	8	1.05	333,818
XIII - Caraga	8	1.19	843,776
Autonomous Region in Muslim Mindanao	4	1.51	421,717

Source: Philippine Statistics Authority, 2018 Census of Philippine Business and Industry

Statistical Tables

Table 1 Summary Statistics for Wholesale and Retail Trade; Repair of Motor Vehicles and Motorcycles Establishments by Region and Industry Group: Philippines, 2018

(Values are in thousand PhP, except for number of establishments, employment and workers on sub-contract agreement. Details may not add-up to total due to rounding and/or statistical disclosure control.)

2009 PSIC Code	Region / Industry Description	Number of Establishments	Employment as of 15 November 2018		Workers on Sub- Contract Agreement as of 15 November 2018	Total Revenue
			Total	Paid Employees		
		(1)	(2)	(3)	(4)	(5)
	Philippines	137,674	1,410,967	1,372,734	107,658	8,552,961,837
G451	Sale of motor vehicles	1,595	44,122	43,918	3,136	494,441,706
G452	Maintenance and repair of motor vehicles	2,991	24,376	23,274	1,555	30,643,647
G453	Sale of motor vehicle parts and accessories	4,837	39,223	37,821	1,682	156,914,437
G454	Sale, maintenance and repair of motorcycles and related parts and accessories	8,501	67,193	64,813	1,152	423,316,762
G461	Wholesale on a fee or contract basis	518	9,559	9,464	1,698	52,175,143
G462	Wholesale of agricultural raw materials and live animals	2,430	26,335	24,640	650	126,577,490
G463	Wholesale of food, beverages and tobacco	3,508	73,269	72,270	6,846	648,329,942
G464	Wholesale of household goods	6,370	110,544	109,259	15,329	652,473,123
G465	Wholesale of machinery, equipment and supplies	2,810	53,532	52,981	2,898	367,027,750
G466	Other specialized wholesale	4,173	63,758	61,889	4,727	774,388,805
G469	Non-specialized wholesale trade	93	1,539	1,538	187	12,258,960
G471	Retail sale in non-specialized stores	13,478	245,299	240,774	33,675	1,353,638,399
G472	Retail sale of food, beverages and tobacco in specialized stores	11,793	60,375	55,296	2,103	210,776,620
G473	Retail sale of automotive fuel in specialized stores	7,074	69,633	69,150	3,355	729,799,702
G474	Retail sale of information and communications equipment in specialized stores	6,782	41,077	39,197	2,539	368,279,085
G475	Retail sale of other household equipment in specialized stores	17,389	174,848	170,220	15,361	665,873,607
G476	Retail sale of cultural and recreation goods in specialized stores	3,374	25,393	24,973	529	71,837,559
G477	Retail sale of other goods in specialized stores	39,585	276,442	266,905	9,664	1,408,398,751
G479	Retail trade not in stores, stalls or markets	373	4,449	4,350	573	5,810,350
	National Capital Region	21,366	382,716	380,256	42,290	3,096,844,080
G451	Sale of motor vehicles	279	15,042	15,016	1,566	232,326,314
G452	Maintenance and repair of motor vehicles	387	5,369	5,341	322	10,951,961

Continued

Table 1 Summary Statistics for Wholesale and Retail Trade; Repair of Motor Vehicles and Motorcycles Establishments by Region and Industry Group: Philippines, 2018

(Values are in thousand PhP, except for number of establishments, employment and workers on sub-contract agreement. Details may not add-up to total due to rounding and/or statistical disclosure control.)

2009 PSIC Code	Region / Industry Description	Number of Establishments	Employment as of 15 November 2018		Workers on Sub- Contract Agreement as of 15 November 2018	Total Revenue
			Total	Paid Employees		
		(1)	(2)	(3)	(4)	(5)
G453	Sale of motor vehicle parts and accessories	688	9,826	9,689	613	53,183,315
G454	Sale, maintenance and repair of motorcycles and related parts and accessories	556	5,524	5,305	183	17,188,059
G461	Wholesale on a fee or contract basis	170	3,705	3,675	370	28,913,578
G462	Wholesale of agricultural raw materials and live animals	217	5,553	5,553	25	29,775,080
G463	Wholesale of food, beverages and tobacco	563	19,791	19,702	3,978	251,636,024
G464	Wholesale of household goods	2,144	61,305	60,869	9,968	402,691,043
G465	Wholesale of machinery, equipment and supplies	1,189	38,329	38,155	2,460	248,420,706
G466	Other specialized wholesale	1,043	25,926	25,813	2,472	424,698,374
G469	Non-specialized wholesale trade	28	769	769	-	3,547,360
G471	Retail sale in non-specialized stores	1,344	46,113	45,511	8,573	354,958,596
G472	Retail sale of food, beverages and tobacco in specialized stores	941	6,278	5,957	514	74,793,435
G473	Retail sale of automotive fuel in specialized stores	619	11,115	11,113	1,357	172,988,525
G474	Retail sale of information and communications equipment in specialized stores	770	10,065	10,032	1,411	94,925,987
G475	Retail sale of other household equipment in specialized stores	2,746	38,198	38,014	1,976	188,229,346
G476	Retail sale of cultural and recreation goods in specialized stores	539	6,603	6,602	151	29,274,106
G477	Retail sale of other goods in specialized stores	7,048	70,019	69,960	5,837	473,959,364
G479	Retail trade not in stores, stalls or markets	96	3,185	3,182	514	4,382,907
Cordillera Administrative Region		4,683	29,650	27,572	936	86,843,268
G451	Sale of motor vehicles	37	518	518	-	4,693,891
G452	Maintenance and repair of motor vehicles	130	950	875	-	561,100
G453	Sale of motor vehicle parts and accessories	188	923	885	-	1,048,855
G454	Sale, maintenance and repair of motorcycles and related parts and accessories	293	1,673	1,490	-	7,441,883
G461	Wholesale on a fee or contract basis	12	119	119	12	1,181,802

Table 1 Summary Statistics for Wholesale and Retail Trade; Repair of Motor Vehicles and Motorcycles Establishments by Region and Industry Group: Philippines, 2018

(Values are in thousand PhP, except for number of establishments, employment and workers on sub-contract agreement. Details may not add-up to total due to rounding and/or statistical disclosure control.)

Continued

2009 PSIC Code	Region / Industry Description	Number of Establishments	Employment as of 15 November 2018		Workers on Sub- Contract Agreement as of 15 November 2018	Total Revenue
			Total	Paid Employees		
		(1)	(2)	(3)	(4)	(5)
G462	Wholesale of agricultural raw materials and live animals	74	424	395	-	509,446
G463	Wholesale of food, beverages and tobacco	126	2,724	2,659	-	6,366,063
G464	Wholesale of household goods	144	1,185	1,163	-	1,885,428
G465	Wholesale of machinery, equipment and supplies	41	204	193	-	552,452
G466	Other specialized wholesale	97	531	457	-	879,958
G471	Retail sale in non-specialized stores	376	5,458	5,323	654	21,229,348
G472	Retail sale of food, beverages and tobacco in specialized stores	391	707	619	-	1,163,136
G473	Retail sale of automotive fuel in specialized stores	346	2,138	2,020	11	9,603,064
G474	Retail sale of information and communications equipment in specialized stores	312	1,678	1,416	126	6,419,968
G475	Retail sale of other household equipment in specialized stores	820	4,823	4,330	133	13,972,737
G476	Retail sale of cultural and recreation goods in specialized stores	110	717	696	-	1,858,707
G477	Retail sale of other goods in specialized stores	1,161	4,756	4,298	-	7,433,118
G479	Retail trade not in stores, stalls or markets	24	122	115	-	42,312
I - Ilocos Region		5,820	51,823	49,719	1,546	251,263,418
G451	Sale of motor vehicles	72	1,321	1,320	8	19,436,506
G452	Maintenance and repair of motor vehicles	159	1,163	1,119	9	772,377
G453	Sale of motor vehicle parts and accessories	354	2,052	1,808	74	2,317,067
G454	Sale, maintenance and repair of motorcycles and related parts and accessories	285	3,068	3,068	-	21,767,521
G462	Wholesale of agricultural raw materials and live animals	91	859	723	-	1,569,662
G463	Wholesale of food, beverages and tobacco	157	4,073	4,048	140	26,753,648
G464	Wholesale of household goods	273	2,047	2,002	2	6,037,914
G465	Wholesale of machinery, equipment and supplies	108	559	490	-	1,741,937
G466	Other specialized wholesale	244	2,187	2,090	22	8,727,371

Table 1 Summary Statistics for Wholesale and Retail Trade; Repair of Motor Vehicles and Motorcycles Establishments by Region and Industry Group: Philippines, 2018

(Values are in thousand PhP, except for number of establishments, employment and workers on sub-contract agreement. Details may not add-up to total due to rounding and/or statistical disclosure control.)

Continued						
2009 PSIC Code	Region / Industry Description	Number of Establishments	Employment as of 15 November 2018		Workers on Sub- Contract Agreement as of 15 November 2018	Total Revenue
			Total	Paid Employees		
		(1)	(2)	(3)	(4)	(5)
G469	Non-specialized wholesale trade	5	41	41	-	265,640
G471	Retail sale in non-specialized stores	793	9,187	8,960	782	60,229,985
G472	Retail sale of food, beverages and tobacco in specialized stores	525	2,332	2,254	-	16,185,882
G473	Retail sale of automotive fuel in specialized stores	294	3,289	3,276	-	28,355,044
G474	Retail sale of information and communications equipment in specialized stores	350	1,383	1,069	-	6,145,215
G475	Retail sale of other household equipment in specialized stores	815	9,431	9,359	431	18,813,791
G476	Retail sale of cultural and recreation goods in specialized stores	110	667	606	23	2,801,284
G477	Retail sale of other goods in specialized stores	1,173	8,107	7,428	54	29,197,449
G479	Retail trade not in stores, stalls or markets	10	59	59	-	145,124
	II - Cagayan Valley	5,470	41,486	39,103	1,208	164,875,564
G451	Sale of motor vehicles	68	886	886	6	7,215,577
G452	Maintenance and repair of motor vehicles	152	774	717	-	789,071
G453	Sale of motor vehicle parts and accessories	261	1,842	1,823	3	4,400,308
G454	Sale, maintenance and repair of motorcycles and related parts and accessories	365	2,894	2,606	-	5,924,220
G462	Wholesale of agricultural raw materials and live animals	162	1,738	1,661	136	19,000,763
G463	Wholesale of food, beverages and tobacco	87	2,838	2,824	84	17,334,746
G464	Wholesale of household goods	305	2,036	2,013	145	8,611,046
G465	Wholesale of machinery, equipment and supplies	69	567	567	6	3,717,138
G466	Other specialized wholesale	183	1,729	1,689	34	4,159,071
G471	Retail sale in non-specialized stores	337	4,849	4,669	642	21,918,236
G472	Retail sale of food, beverages and tobacco in specialized stores	669	3,058	2,866	-	3,940,452
G473	Retail sale of automotive fuel in specialized stores	358	2,510	2,510	39	12,930,552

Table 1 Summary Statistics for Wholesale and Retail Trade; Repair of Motor Vehicles and Motorcycles Establishments by Region and Industry Group: Philippines, 2018

(Values are in thousand PhP, except for number of establishments, employment and workers on sub-contract agreement. Details may not add-up to total due to rounding and/or statistical disclosure control.)

2009 PSIC Code	Region / Industry Description	Number of Establishments	Employment as of 15 November 2018		Workers on Sub- Contract Agreement as of 15 November 2018	Total Revenue
			Total	Paid Employees		
		(1)	(2)	(3)	(4)	(5)
G474	Retail sale of information and communications equipment in specialized stores	390	1,402	1,340	-	12,485,134
G475	Retail sale of other household equipment in specialized stores	705	5,790	5,398	78	20,118,130
G476	Retail sale of cultural and recreation goods in specialized stores	199	1,488	1,455	-	2,697,452
G477	Retail sale of other goods in specialized stores	1,151	7,055	6,051	34	19,626,688
G479	Retail trade not in stores, stalls or markets	9	28	28	-	6,979
III - Central Luzon		10,554	112,104	109,729	17,196	715,485,001
G451	Sale of motor vehicles	176	4,684	4,684	251	34,525,537
G452	Maintenance and repair of motor vehicles	233	1,654	1,553	45	1,388,491
G453	Sale of motor vehicle parts and accessories	331	2,723	2,653	578	17,040,817
G454	Sale, maintenance and repair of motorcycles and related parts and accessories	502	3,530	3,530	-	4,985,868
G461	Wholesale on a fee or contract basis	15	191	187	12	1,162,884
G462	Wholesale of agricultural raw materials and live animals	222	2,072	1,825	27	3,476,185
G463	Wholesale of food, beverages and tobacco	273	5,850	5,818	325	43,682,632
G464	Wholesale of household goods	466	9,479	9,430	2,979	59,458,652
G465	Wholesale of machinery, equipment and supplies	161	1,308	1,240	40	2,455,882
G466	Other specialized wholesale	362	4,881	4,681	667	60,000,775
G469	Non-specialized wholesale trade	5	43	42	-	85,175
G471	Retail sale in non-specialized stores	1,222	24,118	23,661	5,046	177,202,917
G472	Retail sale of food, beverages and tobacco in specialized stores	650	3,743	3,312	44	7,886,795
G473	Retail sale of automotive fuel in specialized stores	671	7,404	7,379	131	69,058,563
G474	Retail sale of information and communications equipment in specialized stores	183	1,238	1,227	71	5,305,451
G475	Retail sale of other household equipment in specialized stores	1,435	15,654	15,296	6,781	59,436,123

Continued

Table 1 Summary Statistics for Wholesale and Retail Trade; Repair of Motor Vehicles and Motorcycles Establishments by Region and Industry Group: Philippines, 2018

(Values are in thousand PhP, except for number of establishments, employment and workers on sub-contract agreement. Details may not add-up to total due to rounding and/or statistical disclosure control.)

Continued						
2009 PSIC Code	Region / Industry Description	Number of Establishments	Employment as of 15 November 2018		Workers on Sub-Contract Agreement as of 15 November 2018	Total Revenue
			Total	Paid Employees		
		(1)	(2)	(3)	(4)	(5)
G476	Retail sale of cultural and recreation goods in specialized stores	259	2,409	2,380	4	3,784,499
G477	Retail sale of other goods in specialized stores ⁴	3,376	21,070	20,780	193	164,517,669
G479	Retail trade not in stores, stalls or markets	12	53	53	-	30,086
IVA - CALABARZON		12,537	146,320	143,684	13,180	1,245,646,915
G451	Sale of motor vehicles	105	4,568	4,474	598	50,652,532
G452	Maintenance and repair of motor vehicles	254	2,506	2,267	269	6,578,789
G453	Sale of motor vehicle parts and accessories	463	3,879	3,803	102	29,105,732
G454	Sale, maintenance and repair of motorcycles and related parts and accessories	665	5,397	5,101	-	204,119,238
G461	Wholesale on a fee or contract basis	48	540	540	95	2,624,921
G462	Wholesale of agricultural raw materials and live animals	120	777	687	2	3,398,907
G463	Wholesale of food, beverages and tobacco	292	6,352	6,348	404	46,633,770
G464	Wholesale of household goods	349	7,018	6,966	1,061	41,420,612
G465	Wholesale of machinery, equipment and supplies	154	4,287	4,203	117	41,938,181
G466	Other specialized wholesale	356	5,493	5,416	358	36,350,792
G469	Non-specialized wholesale trade	9	39	39	-	1,453,575
G471	Retail sale in non-specialized stores	1,855	40,164	40,024	7,722	273,259,636
G472	Retail sale of food, beverages and tobacco in specialized stores	1,477	8,294	7,682	-	12,135,403
G473	Retail sale of automotive fuel in specialized stores	788	8,894	8,800	389	129,093,551
G474	Retail sale of information and communications equipment in specialized stores	341	2,630	2,630	100	94,858,546
G475	Retail sale of other household equipment in specialized stores	2,207	21,263	20,720	774	96,486,625
G476	Retail sale of cultural and recreation goods in specialized stores	317	2,220	2,220	3	7,373,462
G477	Retail sale of other goods in specialized stores	2,698	21,847	21,612	1,187	167,977,492
G479	Retail trade not in stores, stalls or markets	38	151	151	-	185,152

Table 1 Summary Statistics for Wholesale and Retail Trade; Repair of Motor Vehicles and Motorcycles Establishments by Region and Industry Group: Philippines, 2018

(Values are in thousand PhP, except for number of establishments, employment and workers on sub-contract agreement. Details may not add-up to total due to rounding and/or statistical disclosure control.)

Continued						
2009 PSIC Code	Region / Industry Description	Number of Establishments	Employment as of 15 November 2018		Workers on Sub- Contract Agreement as of 15 November 2018	Total Revenue
			Total	Paid Employees		
		(1)	(2)	(3)	(4)	(5)
	MIMAROPA	4,931	33,446	31,291	984	122,941,575
G451	Sale of motor vehicles	16	350	350	31	2,156,211
G452	Maintenance and repair of motor vehicles	102	448	430	-	175,785
G453	Sale of motor vehicle parts and accessories	195	986	881	1	1,440,862
G454	Sale, maintenance and repair of motorcycles and related parts and accessories	609	4,313	4,313	-	14,340,254
G461	Wholesale on a fee or contract basis	S	S	S	S	S
G462	Wholesale of agricultural raw materials and live animals	121	1,091	932	-	2,340,778
G463	Wholesale of food, beverages and tobacco	123	2,097	2,072	72	14,006,930
G464	Wholesale of household goods	202	876	796	54	1,836,929
G465	Wholesale of machinery, equipment and supplies	77	374	374	-	3,894,970
G466	Other specialized wholesale	111	1,048	861	3	6,879,153
G471	Retail sale in non-specialized stores	422	4,255	4,054	317	13,863,156
G472	Retail sale of food, beverages and tobacco in specialized stores	296	768	111	8	1,246,064
G473	Retail sale of automotive fuel in specialized stores	307	2,317	2,317	2	12,731,894
G474	Retail sale of information and communications equipment in specialized stores	289	998	778	364	4,355,479
G475	Retail sale of other household equipment in specialized stores	631	5,123	5,040	91	14,134,728
G476	Retail sale of cultural and recreation goods in specialized stores	105	713	659	-	983,589
G477	Retail sale of other goods in specialized stores	1,313	7,595	7,247	42	27,893,168
G479	Retail trade not in stores, stalls or markets	S	S	S	S	S
	V - Bicol Region	5,944	49,342	47,173	2,272	199,992,427
G451	Sale of motor vehicles	38	891	891	44	5,935,292
G452	Maintenance and repair of motor vehicles	185	991	909	-	1,748,748
G453	Sale of motor vehicle parts and accessories	195	1,149	1,149	52	4,219,319

Table 1 Summary Statistics for Wholesale and Retail Trade; Repair of Motor Vehicles and Motorcycles Establishments by Region and Industry Group: Philippines, 2018

(Values are in thousand PhP, except for number of establishments, employment and workers on sub-contract agreement. Details may not add-up to total due to rounding and/or statistical disclosure control.)

2009 PSIC Code	Region / Industry Description	Number of Establishments	Employment as of 15 November 2018		Workers on Sub-Contract Agreement as of 15 November 2018	Total Revenue
			Total	Paid Employees		
		(1)	(2)	(3)	(4)	(5)
G454	Sale, maintenance and repair of motorcycles and related parts and accessories	331	2,116	1,829	-	3,421,317
G461	Wholesale on a fee or contract basis	27	514	514	2	1,607,495
G462	Wholesale of agricultural raw materials and live animals	111	1,404	1,214	23	10,018,771
G463	Wholesale of food, beverages and tobacco	227	3,941	3,866	71	20,492,544
G464	Wholesale of household goods	282	2,962	2,775	594	11,497,563
G465	Wholesale of machinery, equipment and supplies	139	657	611	39	1,846,162
G466	Other specialized wholesale	137	1,432	1,432	60	6,499,769
G471	Retail sale in non-specialized stores	481	7,921	7,705	685	34,279,968
G472	Retail sale of food, beverages and tobacco in specialized stores	602	3,566	3,125	352	3,521,237
G473	Retail sale of automotive fuel in specialized stores	333	3,108	3,056	-	21,508,328
G474	Retail sale of information and communications equipment in specialized stores	173	744	733	3	4,077,200
G475	Retail sale of other household equipment in specialized stores	810	6,394	6,004	335	21,833,569
G476	Retail sale of cultural and recreation goods in specialized stores	136	1,145	1,136	-	2,245,790
G477	Retail sale of other goods in specialized stores	1,719	10,340	10,163	13	45,210,076
G479	Retail trade not in stores, stalls or markets	17	68	61	-	29,278
VI - Western Visayas		9,405	88,537	86,775	3,322	401,886,889
G451	Sale of motor vehicles	121	2,226	2,208	89	35,166,989
G452	Maintenance and repair of motor vehicles	193	1,699	1,645	2	1,366,460
G453	Sale of motor vehicle parts and accessories	216	1,570	1,500	35	3,133,770
G454	Sale, maintenance and repair of motorcycles and related parts and accessories	910	8,288	8,072	-	20,955,293
G461	Wholesale on a fee or contract basis	21	370	360	12	529,405
G462	Wholesale of agricultural raw materials and live animals	148	1,391	1,314	2	3,597,401
G463	Wholesale of food, beverages and tobacco	227	4,368	4,358	649	64,963,879

Table 1 Summary Statistics for Wholesale and Retail Trade; Repair of Motor Vehicles and Motorcycles Establishments by Region and Industry Group: Philippines, 2018

(Values are in thousand PhP, except for number of establishments, employment and workers on sub-contract agreement. Details may not add-up to total due to rounding and/or statistical disclosure control.)

2009 PSIC Code	Region / Industry Description	Number of Establishments	Employment as of 15 November 2018		Workers on Sub-Contract Agreement as of 15 November 2018	Total Revenue
			Total	Paid Employees		
		(1)	(2)	(3)	(4)	(5)
G464	Wholesale of household goods	350	4,148	4,148	144	21,586,777
G465	Wholesale of machinery, equipment and supplies	79	727	695	-	2,221,778
G466	Other specialized wholesale	207	2,477	2,352	191	31,735,142
G471	Retail sale in non-specialized stores	933	17,862	17,698	1,000	70,416,843
G472	Retail sale of food, beverages and tobacco in specialized stores	671	3,984	3,669	78	9,646,155
G473	Retail sale of automotive fuel in specialized stores	426	3,668	3,668	23	27,243,221
G474	Retail sale of information and communications equipment in specialized stores	517	3,159	3,034	63	19,084,545
G475	Retail sale of other household equipment in specialized stores	1,109	11,003	10,685	395	27,133,615
G476	Retail sale of cultural and recreation goods in specialized stores	274	1,725	1,693	-	2,666,084
G477	Retail sale of other goods in specialized stores	2,965	19,701	19,516	640	60,401,410
G479	Retail trade not in stores, stalls or markets	38	170	161	-	38,120
VII - Central Visayas		11,642	124,787	123,042	4,000	508,439,033
G451	Sale of motor vehicles	206	4,917	4,907	105	39,947,100
G452	Maintenance and repair of motor vehicles	272	2,417	2,404	317	1,721,682
G453	Sale of motor vehicle parts and accessories	408	3,744	3,674	41	10,402,201
G454	Sale, maintenance and repair of motorcycles and related parts and accessories	486	6,432	6,432	8	16,696,389
G461	Wholesale on a fee or contract basis	38	521	506	-	4,295,029
G462	Wholesale of agricultural raw materials and live animals	118	970	895	21	4,608,683
G463	Wholesale of food, beverages and tobacco	233	4,168	4,113	96	40,576,995
G464	Wholesale of household goods	494	5,303	5,300	25	25,196,896
G465	Wholesale of machinery, equipment and supplies	216	2,367	2,346	83	13,896,480
G466	Other specialized wholesale	362	4,694	4,588	125	29,859,246
G469	Non-specialized wholesale trade	8	147	147	-	977,289
G471	Retail sale in non-specialized stores	1,032	25,593	25,362	1,147	80,660,899

Continued

Table 1 Summary Statistics for Wholesale and Retail Trade; Repair of Motor Vehicles and Motorcycles Establishments by Region and Industry Group: Philippines, 2018

(Values are in thousand PhP, except for number of establishments, employment and workers on sub-contract agreement. Details may not add-up to total due to rounding and/or statistical disclosure control.)

Continued						
2009 PSIC Code	Region / Industry Description	Number of Establishments	Employment as of 15 November 2018		Workers on Sub- Contract Agreement as of 15 November 2018	Total Revenue
			Total	Paid Employees		
		(1)	(2)	(3)	(4)	(5)
G472	Retail sale of food, beverages and tobacco in specialized stores	1,386	8,589	8,405	73	17,731,329
G473	Retail sale of automotive fuel in specialized stores	419	4,513	4,500	258	28,107,859
G474	Retail sale of information and communications equipment in specialized stores	461	3,762	3,762	3	24,554,424
G475	Retail sale of other household equipment in specialized stores	1,676	17,785	17,379	534	62,227,643
G476	Retail sale of cultural and recreation goods in specialized stores	217	1,909	1,909	41	5,613,178
G477	Retail sale of other goods in specialized stores	3,571	26,794	26,252	1,063	100,865,234
G479	Retail trade not in stores, stalls or markets	41	162	162	59	500,477
VIII - Eastern Visayas		6,429	43,342	40,029	590	195,470,913
G451	Sale of motor vehicles	70	894	894	-	9,485,365
G452	Maintenance and repair of motor vehicles	147	1,060	996	159	772,897
G453	Sale of motor vehicle parts and accessories	221	1,328	1,116	10	4,475,763
G454	Sale, maintenance and repair of motorcycles and related parts and accessories	352	2,068	1,995	-	3,370,386
G461	Wholesale on a fee or contract basis	9	36	21	-	4,350
G462	Wholesale of agricultural raw materials and live animals	123	977	853	-	3,522,520
G463	Wholesale of food, beverages and tobacco	182	2,342	2,173	12	15,609,147
G464	Wholesale of household goods	213	1,725	1,493	15	7,837,273
G465	Wholesale of machinery, equipment and supplies	82	462	445	-	2,749,172
G466	Other specialized wholesale	171	1,228	1,176	41	8,563,230
G471	Retail sale in non-specialized stores	448	6,220	5,869	188	17,401,693
G472	Retail sale of food, beverages and tobacco in specialized stores	827	3,100	2,632	-	3,330,192
G473	Retail sale of automotive fuel in specialized stores	402	3,171	3,154	3	66,072,127
G474	Retail sale of information and communications equipment in specialized stores	394	2,156	2,156	-	7,912,704

Continued

Table 1 Summary Statistics for Wholesale and Retail Trade; Repair of Motor Vehicles and Motorcycles Establishments by Region and Industry Group: Philippines, 2018

(Values are in thousand PhP, except for number of establishments, employment and workers on sub-contract agreement. Details may not add-up to total due to rounding and/or statistical disclosure control.)

2009 PSIC Code	Region / Industry Description	Number of Establishments	Employment as of 15 November 2018		Workers on Sub-Contract Agreement as of 15 November 2018	Total Revenue
			Total	Paid Employees		
		(1)	(2)	(3)	(4)	(5)
G475	Retail sale of other household equipment in specialized stores	896	6,638	6,167	8	16,817,008
G476	Retail sale of cultural and recreation goods in specialized stores	249	1,164	1,101	148	1,630,374
G477	Retail sale of other goods in specialized stores	1,643	8,774	7,788	6	25,916,710
	IX - Zamboanga Peninsula	7,248	49,535	47,150	479	175,107,723
G451	Sale of motor vehicles	84	837	837	159	2,552,930
G452	Maintenance and repair of motor vehicles	76	683	637	18	400,448
G453	Sale of motor vehicle parts and accessories	138	771	754	-	673,060
G454	Sale, maintenance and repair of motorcycles and related parts and accessories	646	4,435	4,435	3	15,571,112
G461	Wholesale on a fee or contract basis	32	542	535	2	718,048
G462	Wholesale of agricultural raw materials and live animals	228	1,943	1,841	18	7,617,677
G463	Wholesale of food, beverages and tobacco	243	2,466	2,363	25	18,000,152
G464	Wholesale of household goods	158	1,972	1,932	4	8,723,356
G465	Wholesale of machinery, equipment and supplies	98	275	257	-	1,216,352
G466	Other specialized wholesale	195	1,376	1,353	2	4,975,631
G471	Retail sale in non-specialized stores	913	8,055	7,740	190	17,469,356
G472	Retail sale of food, beverages and tobacco in specialized stores	662	3,472	3,150	-	12,796,101
G473	Retail sale of automotive fuel in specialized stores	359	2,496	2,456	7	19,542,748
G474	Retail sale of information and communications equipment in specialized stores	267	1,656	1,648	16	5,140,804
G475	Retail sale of other household equipment in specialized stores	765	5,907	5,521	35	10,911,073
G476	Retail sale of cultural and recreation goods in specialized stores	113	671	671	-	458,898
G477	Retail sale of other goods in specialized stores	2,263	11,961	11,011	-	48,328,642
G479	Retail trade not in stores, stalls or markets	9	19	9	-	11,335

Continued

Table 1 Summary Statistics for Wholesale and Retail Trade; Repair of Motor Vehicles and Motorcycles Establishments by Region and Industry Group: Philippines, 2018

(Values are in thousand PhP, except for number of establishments, employment and workers on sub-contract agreement. Details may not add-up to total due to rounding and/or statistical disclosure control.)

Continued						
2009 PSIC Code	Region / Industry Description	Number of Establishments	Employment as of 15 November 2018		Workers on Sub- Contract Agreement as of 15 November 2018	Total Revenue
			Total	Paid Employees		
		(1)	(2)	(3)	(4)	(5)
X - Northern Mindanao		8,063	67,141	64,595	7,153	526,075,191
G451	Sale of motor vehicles	101	2,908	2,908	130	18,101,830
G452	Maintenance and repair of motor vehicles	176	1,089	1,026	50	986,207
G453	Sale of motor vehicle parts and accessories	274	2,427	2,427	68	10,357,096
G454	Sale, maintenance and repair of motorcycles and related parts and accessories	732	4,750	4,507	57	6,365,175
G461	Wholesale on a fee or contract basis	15	109	109	-	935,251
G462	Wholesale of agricultural raw materials and live animals	123	1,909	1,808	93	21,484,642
G463	Wholesale of food, beverages and tobacco	208	3,300	3,266	707	28,604,533
G464	Wholesale of household goods	253	2,760	2,707	18	16,646,917
G465	Wholesale of machinery, equipment and supplies	107	714	713	4	2,747,149
G466	Other specialized wholesale	162	3,389	3,162	253	68,706,728
G469	Non-specialized wholesale trade	30	473	473	187	5,867,894
G471	Retail sale in non-specialized stores	935	11,069	10,668	4,321	68,375,827
G472	Retail sale of food, beverages and tobacco in specialized stores	775	2,319	2,212	389	7,550,737
G473	Retail sale of automotive fuel in specialized stores	497	3,797	3,796	307	50,343,688
G474	Retail sale of information and communications equipment in specialized stores	569	2,810	2,748	6	59,938,703
G475	Retail sale of other household equipment in specialized stores	622	6,422	6,381	432	32,406,981
G476	Retail sale of cultural and recreation goods in specialized stores	147	1,095	1,021	42	3,875,876
G477	Retail sale of other goods in specialized stores	2,328	15,784	14,645	88	122,765,999
G479	Retail trade not in stores, stalls or markets	9	19	19	-	13958
XI - Davao Region		8,425	86,557	85,387	7,722	477,988,635
G451	Sale of motor vehicles	118	2,617	2,571	134	23,281,928
G452	Maintenance and repair of motor vehicles	225	1,796	1,765	55	1,317,180

Table 1 Summary Statistics for Wholesale and Retail Trade; Repair of Motor Vehicles and Motorcycles Establishments by Region and Industry Group: Philippines, 2018

(Values are in thousand PhP, except for number of establishments, employment and workers on sub-contract agreement. Details may not add-up to total due to rounding and/or statistical disclosure control.)

2009 PSIC Code	Region / Industry Description	Number of Establishments	Employment as of 15 November 2018		Workers on Sub-Contract Agreement as of 15 November 2018	Total Revenue
			Total	Paid Employees		
		(1)	(2)	(3)	(4)	(5)
G453	Sale of motor vehicle parts and accessories	357	2,878	2,878	101	7,305,253
G454	Sale, maintenance and repair of motorcycles and related parts and accessories	579	4,536	4,536	830	41,416,587
G461	Wholesale on a fee or contract basis	74	1,937	1,924	1,162	8,247,734
G462	Wholesale of agricultural raw materials and live animals	157	1,450	1,445	62	6,441,599
G463	Wholesale of food, beverages and tobacco	238	4,704	4,654	175	25,894,113
G464	Wholesale of household goods	332	4,600	4,575	264	24,990,400
G465	Wholesale of machinery, equipment and supplies	82	1,649	1,646	54	34,955,858
G466	Other specialized wholesale	266	4,334	4,279	296	72,460,011
G469	Non-specialized wholesale trade	9	26	26	-	62,026
G471	Retail sale in non-specialized stores	628	17,562	17,457	1,133	95,412,813
G472	Retail sale of food, beverages and tobacco in specialized stores	561	2,746	2,570	-	3,282,080
G473	Retail sale of automotive fuel in specialized stores	464	4,493	4,412	398	39,552,349
G474	Retail sale of information and communications equipment in specialized stores	558	2,814	2,499	251	10,973,268
G475	Retail sale of other household equipment in specialized stores	584	8,291	8,216	2,617	41,316,509
G476	Retail sale of cultural and recreation goods in specialized stores	181	1,003	1,003	104	2,377,803
G477	Retail sale of other goods in specialized stores	2,994	19,007	18,816	87	38,451,484
G479	Retail trade not in stores, stalls or markets	21	115	115	-	249,640
XII - SOCCSKSARGEN		7,783	59,019	56,008	3,674	219,571,786
G451	Sale of motor vehicles	68	932	926	12	5,737,898
G452	Maintenance and repair of motor vehicles	221	1,106	958	309	295,533
G453	Sale of motor vehicle parts and accessories	305	1,991	1,781	5	6,376,534
G454	Sale, maintenance and repair of motorcycles and related parts and accessories	460	4,076	4,076	-	9,690,201
G461	Wholesale on a fee or contract basis	53	501	501	31	795,158

Table 1 Summary Statistics for Wholesale and Retail Trade; Repair of Motor Vehicles and Motorcycles Establishments by Region and Industry Group: Philippines, 2018

(Values are in thousand PhP, except for number of establishments, employment and workers on sub-contract agreement. Details may not add-up to total due to rounding and/or statistical disclosure control.)

Continued						
2009 PSIC Code	Region / Industry Description	Number of Establishments	Employment as of 15 November 2018		Workers on Sub- Contract Agreement as of 15 November 2018	Total Revenue
			Total	Paid Employees		
		(1)	(2)	(3)	(4)	(5)
G462	Wholesale of agricultural raw materials and live animals	192	2,070	1,923	226	4,766,554
G463	Wholesale of food, beverages and tobacco	179	2,494	2,422	18	15,424,784
G464	Wholesale of household goods	251	2,160	2,122	34	10,793,805
G465	Wholesale of machinery, equipment and supplies	113	576	576	94	3,498,656
G466	Other specialized wholesale	130	1,635	1,518	166	5,224,815
G471	Retail sale in non-specialized stores	652	9,598	9,419	1,088	24,635,058
G472	Retail sale of food, beverages and tobacco in specialized stores	778	4,281	4,135	479	22,720,577
G473	Retail sale of automotive fuel in specialized stores	447	4,134	4,109	273	25,032,608
G474	Retail sale of information and communications equipment in specialized stores	834	2,903	2,652	126	6,035,494
G475	Retail sale of other household equipment in specialized stores	1,031	7,724	7,352	383	31,306,431
G476	Retail sale of cultural and recreation goods in specialized stores	248	1,289	1,289	14	3,726,237
G477	Retail sale of other goods in specialized stores	1,804	11,391	10,130	418	43,472,421
G479	Retail trade not in stores, stalls or markets	15	157	121	-	39,022
	XIII - Caraga	5,390	37,745	34,967	1,104	155,629,044
G451	Sale of motor vehicles	27	488	488	2	3,223,607
G452	Maintenance and repair of motor vehicles	80	671	634	-	816,919
G453	Sale of motor vehicle parts and accessories	138	792	657	-	1,400,852
G454	Sale, maintenance and repair of motorcycles and related parts and accessories	586	3,806	3,303	72	29,948,220
G461	Wholesale on a fee or contract basis	S	S	S	S	S
G462	Wholesale of agricultural raw materials and live animals	158	1,427	1,309	14	4,372,398
G463	Wholesale of food, beverages and tobacco	100	1,236	1,194	90	10,351,319
G464	Wholesale of household goods	133	903	902	22	3,243,319

Table 1 Summary Statistics for Wholesale and Retail Trade; Repair of Motor Vehicles and Motorcycles Establishments by Region and Industry Group: Philippines, 2018

(Values are in thousand PhP, except for number of establishments, employment and workers on sub-contract agreement. Details may not add-up to total due to rounding and/or statistical disclosure control.)

Continued

2009 PSIC Code	Region / Industry Description	Number of Establishments	Employment as of 15 November 2018		Workers on Sub- Contract Agreement as of 15 November 2018	Total Revenue
			Total	Paid Employees		
		(1)	(2)	(3)	(4)	(5)
G465	Wholesale of machinery, equipment and supplies	75	401	393	-	1,135,600
G466	Other specialized wholesale	107	1,119	773	37	4,448,778
G471	Retail sale in non-specialized stores	847	6,388	5,980	186	21,689,064
G472	Retail sale of food, beverages and tobacco in specialized stores	448	2,515	2,339	165	12,765,677
G473	Retail sale of automotive fuel in specialized stores	253	1,897	1,895	156	14,823,625
G474	Retail sale of information and communications equipment in specialized stores	304	1,534	1,346	-	6,001,160
G475	Retail sale of other household equipment in specialized stores	475	4,016	3,981	358	10,317,101
G476	Retail sale of cultural and recreation goods in specialized stores	140	546	502	-	460,981
G477	Retail sale of other goods in specialized stores	1,508	9,499	8,772	4	30,002,832
G479	Retail trade not in stores, stalls or markets	S	S	S	S	S
	Autonomous Region in Muslim Mindanao	1,984	7,416	6,255	-	8,900,376
G451	Sale of motor vehicles	11	43	43	-	2,198
G453	Sale of motor vehicle parts and accessories	106	342	342	-	33,633
G454	Sale, maintenance and repair of motorcycles and related parts and accessories	144	288	216	-	115,037
G462	Wholesale of agricultural raw materials and live animals	64	280	263	-	76,425
G463	Wholesale of food, beverages and tobacco	51	526	390	-	1,998,666
G464	Wholesale of household goods	22	66	66	-	15,190
G465	Wholesale of machinery, equipment and supplies	19	78	78	-	39,278
G466	Other specialized wholesale	39	278	249	-	219,961
G471	Retail sale in non-specialized stores	260	885	674	-	635,003
G472	Retail sale of food, beverages and tobacco in specialized stores	134	626	261	-	81,368
G473	Retail sale of automotive fuel in specialized stores	91	691	691	-	2,811,956

Table 1 Summary Statistics for Wholesale and Retail Trade; Repair of Motor Vehicles and Motorcycles Establishments by Region and Industry Group: Philippines, 2018

(Values are in thousand PhP, except for number of establishments, employment and workers on sub-contract agreement. Details may not add-up to total due to rounding and/or statistical disclosure control.)

Continued

2009 PSIC Code	Region / Industry Description	Number of Establishments	Employment as of 15 November 2018		Workers on Sub- Contract Agreement as of 15 November 2018	Total Revenue
			Total	Paid Employees		
		(1)	(2)	(3)	(4)	(5)
G474	Retail sale of information and communications equipment in specialized stores	71	143	127	-	65,002
G475	Retail sale of other household equipment in specialized stores	60	388	377	-	412,198
G476	Retail sale of cultural and recreation goods in specialized stores	30	30	30	-	9,240
G477	Retail sale of other goods in specialized stores	871	2,741	2,437	-	2,378,994
G479	Retail trade not in stores, stalls or markets	11	11	11	-	6,227

Table 1 Summary Statistics for Wholesale and Retail Trade; Repair of Motor Vehicles and Motorcycles Establishments by Region and Industry Group: Philippines, 2018

(Values are in thousand PhP, except for number of establishments, employment and workers on sub-contract agreement. Details may not add-up to total due to rounding and/or statistical disclosure control.)

Continued						
2009 PSIC Code	Region / Industry Description	Expense			Gross Margin	Value Added
		Total	Compensation	Other Expense		
		(6)	(7)	(8)	(9)	(10)
	Philippines	8,006,385,886	290,695,960	7,715,689,926	1,496,263,634	998,981,964
G451	Sale of motor vehicles	473,403,709	10,644,922	462,758,786	39,810,157	40,891,351
G452	Maintenance and repair of motor vehicles	25,639,973	2,474,674	23,165,300	1,671,121	8,514,320
G453	Sale of motor vehicle parts and accessories	148,136,971	7,049,600	141,087,370	24,605,457	18,868,339
G454	Sale, maintenance and repair of motorcycles and related parts and accessories	411,751,182	17,178,760	394,572,422	38,408,723	33,102,198
G461	Wholesale on a fee or contract basis	43,158,459	2,351,217	40,807,242	5,540,921	13,031,793
G462	Wholesale of agricultural raw materials and live animals	115,747,493	2,645,319	113,102,174	20,428,816	16,393,829
G463	Wholesale of food, beverages and tobacco	630,586,892	15,909,772	614,677,120	92,552,439	47,693,475
G464	Wholesale of household goods	605,003,620	32,836,345	572,167,275	158,622,304	92,894,810
G465	Wholesale of machinery, equipment and supplies	343,303,281	18,063,051	325,240,230	65,154,837	57,706,497
G466	Other specialized wholesale	705,847,327	15,624,207	690,223,121	141,176,206	102,830,853
G469	Non-specialized wholesale trade	11,653,368	359,046	11,294,322	1,533,673	633,005
G471	Retail sale in non-specialized stores	1,290,853,227	38,458,144	1,252,395,083	240,216,293	128,536,888
G472	Retail sale of food, beverages and tobacco in specialized stores	205,844,578	7,794,555	198,050,023	48,687,052	16,858,580
G473	Retail sale of automotive fuel in specialized stores	697,659,847	11,034,497	686,625,350	61,471,688	49,571,268
G474	Retail sale of information and communications equipment in specialized stores	352,181,754	8,200,154	343,981,600	48,088,197	27,135,861
G475	Retail sale of other household equipment in specialized stores	620,271,466	28,321,142	591,950,325	133,453,579	85,650,650
G476	Retail sale of cultural and recreation goods in specialized stores	66,462,778	5,023,564	61,439,214	20,245,052	12,855,341
G477	Retail sale of other goods in specialized stores	1,253,142,018	65,783,295	1,187,358,723	352,159,321	244,613,211
G479	Retail trade not in stores, stalls or markets	5,737,942	943,695	4,794,247	2,437,796	1,199,695
	National Capital Region	2,912,601,648	121,819,530	2,790,782,118	614,662,279	380,860,686
G451	Sale of motor vehicles	226,319,053	4,697,354	221,621,699	18,938,893	16,155,310
G452	Maintenance and repair of motor vehicles	9,037,678	783,271	8,254,408	318,355	3,033,302
G453	Sale of motor vehicle parts and accessories	48,582,031	2,949,783	45,632,249	11,803,766	8,598,055

Table 1 Summary Statistics for Wholesale and Retail Trade; Repair of Motor Vehicles and Motorcycles Establishments by Region and Industry Group: Philippines, 2018

(Values are in thousand PhP, except for number of establishments, employment and workers on sub-contract agreement. Details may not add-up to total due to rounding and/or statistical disclosure control.)

2009 PSIC Code	Region / Industry Description	Expense			Gross Margin	Value Added
		Total	Compensation	Other Expense		
		(6)	(7)	(8)	(9)	(10)
G454	Sale, maintenance and repair of motorcycles and related parts and accessories	15,854,528	830,193	15,024,336	3,103,461	2,213,289
G461	Wholesale on a fee or contract basis	22,659,914	1,347,882	21,312,032	3,409,630	8,153,598
G462	Wholesale of agricultural raw materials and live animals	28,834,500	615,418	28,219,082	3,068,212	2,452,726
G463	Wholesale of food, beverages and tobacco	249,819,391	6,289,938	243,529,453	38,006,808	12,137,229
G464	Wholesale of household goods	369,897,039	23,575,799	346,321,240	116,094,392	64,772,922
G465	Wholesale of machinery, equipment and supplies	228,303,373	13,861,290	214,442,084	47,911,307	43,757,973
G466	Other specialized wholesale	385,099,872	9,515,365	375,584,507	81,541,043	61,311,163
G469	Non-specialized wholesale trade	3,720,685	205,666	3,515,019	540,330	74,744
G471	Retail sale in non-specialized stores	337,838,916	10,154,787	327,684,129	67,703,479	36,168,383
G472	Retail sale of food, beverages and tobacco in specialized stores	84,464,533	1,761,628	82,702,906	8,841,969	-7,027,368
G473	Retail sale of automotive fuel in specialized stores	167,604,878	2,726,908	164,877,970	12,422,806	9,019,329
G474	Retail sale of information and communications equipment in specialized stores	90,692,220	2,870,283	87,821,936	15,067,528	9,261,253
G475	Retail sale of other household equipment in specialized stores	172,377,019	8,300,025	164,076,994	43,172,260	28,116,801
G476	Retail sale of cultural and recreation goods in specialized stores	27,924,186	2,481,184	25,443,002	8,887,195	4,983,977
G477	Retail sale of other goods in specialized stores	439,190,903	28,043,306	411,147,597	131,862,355	76,721,620
G479	Retail trade not in stores, stalls or markets	4,380,929	809,453	3,571,476	1,968,490	956,379
	Cordillera Administrative Region	81,863,649	4,231,713	77,631,935	12,621,564	10,563,230
G451	Sale of motor vehicles	4,460,096	87,771	4,372,325	237,505	348,927
G452	Maintenance and repair of motor vehicles	507,716	124,315	383,400	18,458	226,524
G453	Sale of motor vehicle parts and accessories	781,764	78,055	703,709	235,362	383,641
G454	Sale, maintenance and repair of motorcycles and related parts and accessories	6,923,951	259,663	6,664,288	857,799	814,372
G461	Wholesale on a fee or contract basis	1,041,229	21,902	1,019,327	87,048	154,696
G462	Wholesale of agricultural raw materials and live animals	476,968	14,490	462,478	96,069	72,441

Continued

Table 1 Summary Statistics for Wholesale and Retail Trade; Repair of Motor Vehicles and Motorcycles Establishments by Region and Industry Group: Philippines, 2018

(Values are in thousand PhP, except for number of establishments, employment and workers on sub-contract agreement. Details may not add-up to total due to rounding and/or statistical disclosure control.)

Continued						
2009 PSIC Code	Region / Industry Description	Expense			Gross Margin	Value Added
		Total	Compensation	Other Expense		
		(6)	(7)	(8)	(9)	(10)
G463	Wholesale of food, beverages and tobacco	6,164,548	479,440	5,685,109	998,479	828,487
G464	Wholesale of household goods	1,807,785	235,541	1,572,245	567,817	362,749
G465	Wholesale of machinery, equipment and supplies	494,221	21,660	472,561	56,748	93,148
G466	Other specialized wholesale	847,656	71,284	776,371	203,578	120,307
G471	Retail sale in non-specialized stores	20,587,587	706,639	19,880,948	2,500,014	1,586,105
G472	Retail sale of food, beverages and tobacco in specialized stores	1,145,989	153,016	992,973	310,555	208,020
G473	Retail sale of automotive fuel in specialized stores	9,041,601	311,214	8,730,387	898,292	1,004,642
G474	Retail sale of information and communications equipment in specialized stores	5,758,219	345,860	5,412,359	1,401,792	1,129,297
G475	Retail sale of other household equipment in specialized stores	13,243,811	787,381	12,456,430	2,185,866	1,770,822
G476	Retail sale of cultural and recreation goods in specialized stores	1,699,475	57,553	1,641,923	216,275	228,030
G477	Retail sale of other goods in specialized stores	6,841,551	467,730	6,373,821	1,715,160	1,214,639
G479	Retail trade not in stores, stalls or markets	39,480	8,200	31,281	34,745	16,384
	I - Ilocos Region	240,246,838	6,995,727	233,251,111	37,195,767	23,897,104
G451	Sale of motor vehicles	18,600,950	546,420	18,054,530	1,118,784	1,624,481
G452	Maintenance and repair of motor vehicles	634,814	72,995	561,819	57,706	232,353
G453	Sale of motor vehicle parts and accessories	2,004,284	132,530	1,871,754	619,172	490,047
G454	Sale, maintenance and repair of motorcycles and related parts and accessories	21,791,370	489,533	21,301,837	1,744,425	1,160,992
G462	Wholesale of agricultural raw materials and live animals	1,540,440	61,978	1,478,462	178,551	107,845
G463	Wholesale of food, beverages and tobacco	25,511,932	551,929	24,960,002	4,241,698	3,771,793
G464	Wholesale of household goods	5,646,698	260,582	5,386,116	1,114,154	709,969
G465	Wholesale of machinery, equipment and supplies	1,682,657	90,873	1,591,784	287,257	180,432
G466	Other specialized wholesale	8,353,013	185,365	8,167,648	1,040,209	670,464
G469	Non-specialized wholesale trade	232,656	6,797	225,859	95,263	40,056
G471	Retail sale in non-specialized stores	58,384,184	1,186,953	57,197,231	10,061,199	4,176,474

Table 1 Summary Statistics for Wholesale and Retail Trade; Repair of Motor Vehicles and Motorcycles Establishments by Region and Industry Group: Philippines, 2018

(Values are in thousand PhP, except for number of establishments, employment and workers on sub-contract agreement. Details may not add-up to total due to rounding and/or statistical disclosure control.)

2009 PSIC Code	Region / Industry Description	Expense			Gross Margin	Value Added
		Total	Compensation	Other Expense		
		(6)	(7)	(8)	(9)	(10)
G472	Retail sale of food, beverages and tobacco in specialized stores	14,163,771	528,096	13,635,675	4,348,353	2,808,900
G473	Retail sale of automotive fuel in specialized stores	27,988,484	448,515	27,539,969	1,347,413	945,298
G474	Retail sale of information and communications equipment in specialized stores	5,847,008	107,626	5,739,382	626,924	425,141
G475	Retail sale of other household equipment in specialized stores	17,347,877	923,671	16,424,206	3,734,284	2,830,824
G476	Retail sale of cultural and recreation goods in specialized stores	2,732,863	93,757	2,639,106	358,938	199,279
G477	Retail sale of other goods in specialized stores	27,640,289	1,303,825	26,336,464	6,212,582	3,516,043
G479	Retail trade not in stores, stalls or markets	143,547	4,282	139,265	8,854	6,713
II - Cagayan Valley		157,115,470	5,129,255	151,986,215	23,446,193	15,903,964
G451	Sale of motor vehicles	6,938,275	142,389	6,795,886	269,145	461,266
G452	Maintenance and repair of motor vehicles	506,576	75,895	430,681	51,546	375,670
G453	Sale of motor vehicle parts and accessories	4,104,184	160,086	3,944,099	650,732	574,989
G454	Sale, maintenance and repair of motorcycles and related parts and accessories	5,862,888	327,732	5,535,156	683,649	450,897
G462	Wholesale of agricultural raw materials and live animals	18,479,737	181,403	18,298,334	2,064,284	1,791,463
G463	Wholesale of food, beverages and tobacco	16,017,248	461,347	15,555,901	1,962,338	2,018,911
G464	Wholesale of household goods	8,179,399	317,362	7,862,037	1,664,584	839,547
G465	Wholesale of machinery, equipment and supplies	3,484,149	153,184	3,330,965	643,997	459,059
G466	Other specialized wholesale	3,946,485	147,754	3,798,730	757,313	646,162
G471	Retail sale in non-specialized stores	21,140,331	790,387	20,349,945	3,251,668	1,999,985
G472	Retail sale of food, beverages and tobacco in specialized stores	3,673,876	264,182	3,409,695	1,109,643	667,939
G473	Retail sale of automotive fuel in specialized stores	12,623,748	300,073	12,323,675	1,110,925	898,158
G474	Retail sale of information and communications equipment in specialized stores	12,242,568	166,621	12,075,946	1,195,651	490,297
G475	Retail sale of other household equipment in specialized stores	19,353,338	757,828	18,595,510	3,619,881	1,102,100

Continued

Table 1 Summary Statistics for Wholesale and Retail Trade; Repair of Motor Vehicles and Motorcycles Establishments by Region and Industry Group: Philippines, 2018

(Values are in thousand PhP, except for number of establishments, employment and workers on sub-contract agreement. Details may not add-up to total due to rounding and/or statistical disclosure control.)

Continued						
2009 PSIC Code	Region / Industry Description	Expense			Gross Margin	Value Added
		Total	Compensation	Other Expense		
		(6)	(7)	(8)	(9)	(10)
G476	Retail sale of cultural and recreation goods in specialized stores	2,537,824	160,894	2,376,931	758,488	453,041
G477	Retail sale of other goods in specialized stores	18,019,288	720,783	17,298,506	3,648,320	2,671,157
G479	Retail trade not in stores, stalls or markets	5,554	1,336	4,218	4,030	3,322
	III - Central Luzon	662,059,323	21,525,356	640,533,966	129,413,726	87,011,380
G451	Sale of motor vehicles	32,592,366	767,061	31,825,305	2,796,702	3,479,734
G452	Maintenance and repair of motor vehicles	761,737	160,970	600,767	147,826	872,866
G453	Sale of motor vehicle parts and accessories	16,688,885	308,536	16,380,349	942,775	927,668
G454	Sale, maintenance and repair of motorcycles and related parts and accessories	4,430,194	514,454	3,915,741	1,222,881	1,065,213
G461	Wholesale on a fee or contract basis	935,070	51,127	883,942	34,286	294,517
G462	Wholesale of agricultural raw materials and live animals	3,240,435	135,804	3,104,631	567,676	491,585
G463	Wholesale of food, beverages and tobacco	42,597,331	1,393,632	41,203,699	4,536,450	3,042,200
G464	Wholesale of household goods	55,354,612	2,583,750	52,770,862	14,242,944	7,503,359
G465	Wholesale of machinery, equipment and supplies	2,238,678	194,315	2,044,363	539,683	464,739
G466	Other specialized wholesale	50,824,711	648,383	50,176,327	14,701,106	10,496,463
G469	Non-specialized wholesale trade	85,015	7,606	77,409	12,972	10,295
G471	Retail sale in non-specialized stores	167,589,524	4,015,386	163,574,138	29,644,702	17,579,480
G472	Retail sale of food, beverages and tobacco in specialized stores	7,598,433	300,730	7,297,703	996,244	750,096
G473	Retail sale of automotive fuel in specialized stores	62,205,553	1,245,301	60,960,252	9,481,853	8,594,642
G474	Retail sale of information and communications equipment in specialized stores	6,219,670	1,315,243	4,904,427	1,750,941	487,894
G475	Retail sale of other household equipment in specialized stores	55,290,988	2,359,572	52,931,416	12,568,762	7,874,288
G476	Retail sale of cultural and recreation goods in specialized stores	3,362,655	247,524	3,115,131	1,226,098	803,144
G477	Retail sale of other goods in specialized stores	150,013,589	5,270,706	144,742,882	33,982,382	22,267,653
G479	Retail trade not in stores, stalls or markets	29,876	5,255	24,621	17,441	5,543

Table 1 Summary Statistics for Wholesale and Retail Trade; Repair of Motor Vehicles and Motorcycles Establishments by Region and Industry Group: Philippines, 2018

(Values are in thousand PhP, except for number of establishments, employment and workers on sub-contract agreement. Details may not add-up to total due to rounding and/or statistical disclosure control.)

Continued						
2009 PSIC Code	Region / Industry Description	Expense			Gross Margin	Value Added
		Total	Compensation	Other Expense		
		(6)	(7)	(8)	(9)	(10)
	IVA - CALABARZON	1,206,411,042	35,625,107	1,170,785,935	153,225,499	92,569,110
G451	Sale of motor vehicles	48,304,478	1,096,380	47,208,098	3,600,509	4,266,765
G452	Maintenance and repair of motor vehicles	6,106,761	240,152	5,866,609	356,925	857,737
G453	Sale of motor vehicle parts and accessories	28,177,580	1,250,434	26,927,146	2,954,352	2,438,145
G454	Sale, maintenance and repair of motorcycles and related parts and accessories	201,148,428	8,119,800	193,028,628	14,167,089	13,560,705
G461	Wholesale on a fee or contract basis	2,495,193	202,128	2,293,065	-96,025	403,229
G462	Wholesale of agricultural raw materials and live animals	3,343,781	121,720	3,222,061	329,577	244,483
G463	Wholesale of food, beverages and tobacco	46,965,831	1,041,178	45,924,654	4,033,245	2,067,095
G464	Wholesale of household goods	41,472,650	1,473,996	39,998,654	4,426,447	2,597,083
G465	Wholesale of machinery, equipment and supplies	40,151,639	1,273,595	38,878,044	4,370,605	4,118,205
G466	Other specialized wholesale	35,258,515	1,151,527	34,106,989	5,273,777	3,374,091
G469	Non-specialized wholesale trade	1,422,255	5,779	1,416,476	115,672	51,017
G471	Retail sale in non-specialized stores	263,560,781	7,023,882	256,536,899	48,995,970	22,927,857
G472	Retail sale of food, beverages and tobacco in specialized stores	12,036,122	724,850	11,311,271	1,276,077	971,351
G473	Retail sale of automotive fuel in specialized stores	122,886,332	1,939,034	120,947,298	11,855,344	9,490,836
G474	Retail sale of information and communications equipment in specialized stores	92,462,467	621,789	91,840,677	10,101,188	3,296,097
G475	Retail sale of other household equipment in specialized stores	93,003,720	3,653,227	89,350,493	18,141,861	8,993,139
G476	Retail sale of cultural and recreation goods in specialized stores	6,841,497	499,062	6,342,435	2,359,771	1,333,928
G477	Retail sale of other goods in specialized stores	160,604,480	5,154,523	155,449,956	20,905,329	11,518,546
G479	Retail trade not in stores, stalls or markets	168,532	32,052	136,480	57,787	58,801
	MIMAROPA	116,166,148	3,559,042	112,607,106	18,086,833	12,811,117
G451	Sale of motor vehicles	2,109,547	40,334	2,069,213	123,057	118,050
G452	Maintenance and repair of motor vehicles	104,361	33,226	71,135	39,431	64,267

Table 1 Summary Statistics for Wholesale and Retail Trade; Repair of Motor Vehicles and Motorcycles Establishments by Region and Industry Group: Philippines, 2018

(Values are in thousand PhP, except for number of establishments, employment and workers on sub-contract agreement. Details may not add-up to total due to rounding and/or statistical disclosure control.)

2009 PSIC Code	Region / Industry Description	Expense			Gross Margin	Value Added
		Total	Compensation	Other Expense		
		(6)	(7)	(8)	(9)	(10)
G453	Sale of motor vehicle parts and accessories	1,293,505	69,709	1,223,796	283,668	261,252
G454	Sale, maintenance and repair of motorcycles and related parts and accessories	13,816,059	547,285	13,268,774	1,388,666	1,138,479
G461	Wholesale on a fee or contract basis	S	S	S	S	S
G462	Wholesale of agricultural raw materials and live animals	1,983,723	85,490	1,898,232	613,565	538,467
G463	Wholesale of food, beverages and tobacco	13,402,617	335,260	13,067,357	1,794,607	1,523,842
G464	Wholesale of household goods	1,734,864	83,694	1,651,170	365,905	204,272
G465	Wholesale of machinery, equipment and supplies	3,497,709	40,008	3,457,701	614,056	445,921
G466	Other specialized wholesale	6,572,921	90,979	6,481,942	949,989	676,760
G471	Retail sale in non-specialized stores	13,507,377	434,153	13,073,224	1,532,588	975,430
G472	Retail sale of food, beverages and tobacco in specialized stores	1,204,632	14,083	1,190,548	283,501	253,619
G473	Retail sale of automotive fuel in specialized stores	12,267,184	277,273	11,989,910	1,120,578	901,303
G474	Retail sale of information and communications equipment in specialized stores	4,313,794	45,264	4,268,530	152,049	123,018
G475	Retail sale of other household equipment in specialized stores	12,924,742	483,716	12,441,026	2,509,323	1,922,894
G476	Retail sale of cultural and recreation goods in specialized stores	782,265	49,129	733,136	518,433	296,837
G477	Retail sale of other goods in specialized stores	26,274,408	913,108	25,361,299	5,720,000	3,053,634
G479	Retail trade not in stores, stalls or markets	S	S	S	S	S
V - Bicol Region		190,614,770	5,469,872	185,144,897	22,906,112	18,454,389
G451	Sale of motor vehicles	4,517,422	181,143	4,336,280	1,724,041	1,676,494
G452	Maintenance and repair of motor vehicles	1,661,197	87,074	1,574,123	328,066	248,831
G453	Sale of motor vehicle parts and accessories	4,087,614	111,137	3,976,477	356,782	330,858
G454	Sale, maintenance and repair of motorcycles and related parts and accessories	3,131,147	216,218	2,914,929	427,800	414,200
G461	Wholesale on a fee or contract basis	1,257,127	44,261	1,212,865	207,534	430,079
G462	Wholesale of agricultural raw materials and live animals	9,901,258	113,075	9,788,183	835,172	212,242

Table 1 Summary Statistics for Wholesale and Retail Trade; Repair of Motor Vehicles and Motorcycles Establishments by Region and Industry Group: Philippines, 2018

(Values are in thousand PhP, except for number of establishments, employment and workers on sub-contract agreement. Details may not add-up to total due to rounding and/or statistical disclosure control.)

2009 PSIC Code	Region / Industry Description	Expense			Gross Margin	Value Added
		Total	Compensation	Other Expense		
		(6)	(7)	(8)	(9)	(10)
G463	Wholesale of food, beverages and tobacco	20,310,152	524,885	19,785,266	2,146,109	1,636,471
G464	Wholesale of household goods	10,396,361	307,126	10,089,235	2,130,943	1,508,777
G465	Wholesale of machinery, equipment and supplies	1,684,088	166,875	1,517,213	605,857	403,864
G466	Other specialized wholesale	6,121,964	117,188	6,004,777	971,989	750,125
G471	Retail sale in non-specialized stores	33,226,741	1,023,193	32,203,548	4,416,710	2,545,776
G472	Retail sale of food, beverages and tobacco in specialized stores	3,165,633	217,042	2,948,592	1,079,619	665,261
G473	Retail sale of automotive fuel in specialized stores	21,002,765	198,847	20,803,918	1,344,462	1,097,631
G474	Retail sale of information and communications equipment in specialized stores	3,878,567	53,587	3,824,980	440,049	270,616
G475	Retail sale of other household equipment in specialized stores	19,271,573	978,718	18,292,855	2,364,407	4,223,653
G476	Retail sale of cultural and recreation goods in specialized stores	2,111,419	99,775	2,011,644	503,938	328,103
G477	Retail sale of other goods in specialized stores	44,861,595	1,024,752	43,836,843	3,010,580	1,703,202
G479	Retail trade not in stores, stalls or markets	28,146	4,976	23,170	12,053	8,206
VI - Western Visayas		376,383,553	14,644,553	361,738,999	63,733,717	44,120,501
G451	Sale of motor vehicles	31,926,386	472,501	31,453,885	2,727,989	3,390,419
G452	Maintenance and repair of motor vehicles	1,138,893	113,215	1,025,678	82,005	397,220
G453	Sale of motor vehicle parts and accessories	3,018,847	170,592	2,848,255	738,734	510,141
G454	Sale, maintenance and repair of motorcycles and related parts and accessories	20,343,378	1,224,238	19,119,140	1,965,065	1,830,007
G461	Wholesale on a fee or contract basis	515,921	46,911	469,011	107,230	69,511
G462	Wholesale of agricultural raw materials and live animals	3,574,386	122,785	3,451,601	256,078	189,808
G463	Wholesale of food, beverages and tobacco	58,570,898	814,214	57,756,685	9,720,466	7,721,024
G464	Wholesale of household goods	18,056,068	730,697	17,325,371	5,548,175	4,722,659
G465	Wholesale of machinery, equipment and supplies	1,729,723	123,368	1,606,354	644,745	630,057
G466	Other specialized wholesale	29,188,513	463,094	28,725,418	5,493,679	3,593,148
G471	Retail sale in non-specialized stores	66,986,174	2,400,052	64,586,122	11,445,983	6,803,780

Continued

Table 1 Summary Statistics for Wholesale and Retail Trade; Repair of Motor Vehicles and Motorcycles Establishments by Region and Industry Group: Philippines, 2018

(Values are in thousand PhP, except for number of establishments, employment and workers on sub-contract agreement. Details may not add-up to total due to rounding and/or statistical disclosure control.)

Continued						
2009 PSIC Code	Region / Industry Description	Expense			Gross Margin	Value Added
		Total	Compensation	Other Expense		
		(6)	(7)	(8)	(9)	(10)
G472	Retail sale of food, beverages and tobacco in specialized stores	9,248,724	378,926	8,869,798	2,653,241	1,095,873
G473	Retail sale of automotive fuel in specialized stores	26,616,584	547,087	26,069,497	1,837,609	1,415,878
G474	Retail sale of information and communications equipment in specialized stores	17,997,376	358,229	17,639,147	2,625,688	429,965
G475	Retail sale of other household equipment in specialized stores	25,758,837	1,345,285	24,413,553	5,111,690	3,226,083
G476	Retail sale of cultural and recreation goods in specialized stores	2,377,604	192,906	2,184,699	660,300	526,705
G477	Retail sale of other goods in specialized stores	59,298,132	5,124,536	54,173,595	12,095,570	7,550,537
G479	Retail trade not in stores, stalls or markets	37,108	15,916	21,192	19,472	17,685
	VII - Central Visayas	480,931,229	19,907,198	461,024,031	86,149,184	54,851,386
G451	Sale of motor vehicles	38,360,604	896,885	37,463,719	2,665,110	3,056,923
G452	Maintenance and repair of motor vehicles	1,562,017	268,518	1,293,499	90,903	535,050
G453	Sale of motor vehicle parts and accessories	10,167,612	588,527	9,579,084	1,375,357	1,177,667
G454	Sale, maintenance and repair of motorcycles and related parts and accessories	15,819,043	944,486	14,874,557	3,016,762	2,004,258
G461	Wholesale on a fee or contract basis	4,422,179	65,769	4,356,409	529,124	378,745
G462	Wholesale of agricultural raw materials and live animals	4,649,932	132,647	4,517,285	261,090	118,089
G463	Wholesale of food, beverages and tobacco	38,956,664	1,199,396	37,757,268	10,037,237	2,179,928
G464	Wholesale of household goods	24,960,453	881,475	24,078,978	3,197,253	1,434,285
G465	Wholesale of machinery, equipment and supplies	13,172,843	917,901	12,254,941	2,656,131	2,073,303
G466	Other specialized wholesale	28,621,612	831,695	27,789,917	4,052,517	3,053,278
G469	Non-specialized wholesale trade	838,831	24,903	813,928	226,924	171,279
G471	Retail sale in non-specialized stores	75,354,025	3,434,336	71,919,689	15,525,298	10,149,884
G472	Retail sale of food, beverages and tobacco in specialized stores	17,001,107	803,538	16,197,569	2,934,227	1,701,562
G473	Retail sale of automotive fuel in specialized stores	27,632,471	566,363	27,066,108	1,709,737	1,294,821
G474	Retail sale of information and communications equipment in specialized stores	19,516,933	554,791	18,962,142	6,368,352	5,806,496

Table 1 Summary Statistics for Wholesale and Retail Trade; Repair of Motor Vehicles and Motorcycles Establishments by Region and Industry Group: Philippines, 2018

(Values are in thousand PhP, except for number of establishments, employment and workers on sub-contract agreement. Details may not add-up to total due to rounding and/or statistical disclosure control.)

Continued						
2009 PSIC Code	Region / Industry Description	Expense			Gross Margin	Value Added
		Total	Compensation	Other Expense		
		(6)	(7)	(8)	(9)	(10)
G475	Retail sale of other household equipment in specialized stores	57,489,803	2,844,404	54,645,399	14,020,760	8,523,881
G476	Retail sale of cultural and recreation goods in specialized stores	4,939,071	459,269	4,479,802	1,866,720	1,299,386
G477	Retail sale of other goods in specialized stores	96,988,880	4,462,866	92,526,014	15,455,115	9,823,848
G479	Retail trade not in stores, stalls or markets	477,151	29,427	447,724	160,568	68,703
	VIII - Eastern Visayas	185,334,251	5,210,207	180,124,044	25,561,157	18,924,577
G451	Sale of motor vehicles	8,826,766	155,539	8,671,226	900,993	1,048,971
G452	Maintenance and repair of motor vehicles	566,492	73,117	493,376	-15,933	308,533
G453	Sale of motor vehicle parts and accessories	4,326,119	123,022	4,203,097	508,586	374,902
G454	Sale, maintenance and repair of motorcycles and related parts and accessories	3,090,955	218,297	2,872,658	581,485	491,693
G461	Wholesale on a fee or contract basis	3,255	1,028	2,228	191	2,458
G462	Wholesale of agricultural raw materials and live animals	3,352,451	66,226	3,286,225	460,003	258,191
G463	Wholesale of food, beverages and tobacco	14,716,269	336,352	14,379,917	1,924,803	1,562,031
G464	Wholesale of household goods	6,628,137	253,297	6,374,840	939,667	1,546,206
G465	Wholesale of machinery, equipment and supplies	2,677,902	71,300	2,606,602	590,508	147,651
G466	Other specialized wholesale	7,643,453	272,161	7,371,292	2,244,080	1,516,228
G471	Retail sale in non-specialized stores	16,692,919	612,212	16,080,707	2,686,159	1,561,425
G472	Retail sale of food, beverages and tobacco in specialized stores	2,982,934	197,307	2,785,627	923,361	736,958
G473	Retail sale of automotive fuel in specialized stores	63,017,624	568,062	62,449,562	6,065,959	4,564,520
G474	Retail sale of information and communications equipment in specialized stores	7,073,425	263,239	6,810,185	1,346,257	1,397,176
G475	Retail sale of other household equipment in specialized stores	16,730,020	758,260	15,971,760	3,018,849	1,265,341
G476	Retail sale of cultural and recreation goods in specialized stores	1,520,522	111,636	1,408,887	376,616	259,495
G477	Retail sale of other goods in specialized stores	25,485,006	1,129,150	24,355,856	3,009,573	1,882,798

Table 1 Summary Statistics for Wholesale and Retail Trade; Repair of Motor Vehicles and Motorcycles Establishments by Region and Industry Group: Philippines, 2018

(Values are in thousand PhP, except for number of establishments, employment and workers on sub-contract agreement. Details may not add-up to total due to rounding and/or statistical disclosure control.)

Continued						
2009 PSIC Code	Region / Industry Description	Expense			Gross Margin	Value Added
		Total	Compensation	Other Expense		
		(6)	(7)	(8)	(9)	(10)
IX - Zamboanga Peninsula		161,191,141	5,279,423	155,911,718	27,117,167	21,709,611
G451	Sale of motor vehicles	2,484,240	136,116	2,348,124	266,592	247,206
G452	Maintenance and repair of motor vehicles	233,978	50,381	183,597	26,493	226,864
G453	Sale of motor vehicle parts and accessories	645,102	49,489	595,613	137,054	94,310
G454	Sale, maintenance and repair of motorcycles and related parts and accessories	14,792,215	647,744	14,144,471	2,191,982	1,740,627
G461	Wholesale on a fee or contract basis	559,367	28,302	531,065	75,587	197,084
G462	Wholesale of agricultural raw materials and live animals	5,549,683	121,019	5,428,664	2,334,791	2,226,698
G463	Wholesale of food, beverages and tobacco	17,386,672	361,580	17,025,091	1,503,410	1,222,715
G464	Wholesale of household goods	7,534,551	283,469	7,251,082	1,749,664	1,541,036
G465	Wholesale of machinery, equipment and supplies	1,193,200	31,773	1,161,428	146,418	92,259
G466	Other specialized wholesale	3,492,630	132,964	3,359,666	1,655,741	1,674,638
G471	Retail sale in non-specialized stores	16,540,192	743,291	15,796,901	2,194,521	2,092,739
G472	Retail sale of food, beverages and tobacco in specialized stores	12,164,019	499,143	11,664,876	4,675,137	1,644,058
G473	Retail sale of automotive fuel in specialized stores	19,141,725	235,671	18,906,054	992,072	803,111
G474	Retail sale of information and communications equipment in specialized stores	4,875,361	185,202	4,690,159	642,379	491,085
G475	Retail sale of other household equipment in specialized stores	10,175,771	490,422	9,685,350	2,019,770	1,419,404
G476	Retail sale of cultural and recreation goods in specialized stores	425,470	80,233	345,237	145,473	124,829
G477	Retail sale of other goods in specialized stores	43,988,110	1,202,446	42,785,664	6,355,154	5,867,938
G479	Retail trade not in stores, stalls or markets	8,855	177	8,678	4,928	3,012
X - Northern Mindanao		430,179,880	14,903,572	415,276,308	142,815,700	118,645,560
G451	Sale of motor vehicles	17,165,773	664,143	16,501,630	1,918,522	2,361,768
G452	Maintenance and repair of motor vehicles	766,728	89,791	676,937	122,642	334,853

Table 1 Summary Statistics for Wholesale and Retail Trade; Repair of Motor Vehicles and Motorcycles Establishments by Region and Industry Group: Philippines, 2018

(Values are in thousand PhP, except for number of establishments, employment and workers on sub-contract agreement. Details may not add-up to total due to rounding and/or statistical disclosure control.)

Continued						
2009 PSIC Code	Region / Industry Description	Expense			Gross Margin	Value Added
		Total	Compensation	Other Expense		
		(6)	(7)	(8)	(9)	(10)
G453	Sale of motor vehicle parts and accessories	9,765,546	301,153	9,464,394	1,797,190	1,212,653
G454	Sale, maintenance and repair of motorcycles and related parts and accessories	5,967,375	553,052	5,414,323	1,177,388	1,070,227
G461	Wholesale on a fee or contract basis	707,756	23,094	684,662	80,043	205,699
G462	Wholesale of agricultural raw materials and live animals	16,998,970	404,537	16,594,433	6,040,570	5,136,520
G463	Wholesale of food, beverages and tobacco	28,067,175	630,674	27,436,500	3,176,261	2,324,301
G464	Wholesale of household goods	15,802,895	832,232	14,970,663	1,935,657	1,785,477
G465	Wholesale of machinery, equipment and supplies	2,492,710	147,506	2,345,204	651,170	432,292
G466	Other specialized wholesale	62,426,452	732,306	61,694,146	12,615,491	9,075,046
G469	Non-specialized wholesale trade	5,291,892	105,912	5,185,980	536,537	282,324
G471	Retail sale in non-specialized stores	63,124,412	1,899,088	61,225,323	15,291,338	7,463,982
G472	Retail sale of food, beverages and tobacco in specialized stores	7,163,338	289,401	6,873,937	2,144,606	942,471
G473	Retail sale of automotive fuel in specialized stores	48,828,278	436,676	48,391,602	3,156,351	2,440,650
G474	Retail sale of information and communications equipment in specialized stores	59,136,960	417,223	58,719,737	2,596,314	1,519,228
G475	Retail sale of other household equipment in specialized stores	29,206,462	1,021,139	28,185,323	6,384,070	4,660,807
G476	Retail sale of cultural and recreation goods in specialized stores	3,539,411	161,408	3,378,003	896,344	604,015
G477	Retail sale of other goods in specialized stores	53,716,478	6,192,136	47,524,342	82,289,414	76,788,367
G479	Retail trade not in stores, stalls or markets	11,270	2,101	9,170	5,793	4,882
	XI - Davao Region	458,771,490	13,351,469	445,420,020	67,442,237	43,981,971
G451	Sale of motor vehicles	22,296,698	531,396	21,765,302	1,890,691	1,858,232
G452	Maintenance and repair of motor vehicles	1,165,393	179,020	986,373	191,551	388,174
G453	Sale of motor vehicle parts and accessories	6,997,067	375,892	6,621,175	1,080,092	817,256
G454	Sale, maintenance and repair of motorcycles and related parts and accessories	39,992,775	1,035,985	38,956,790	2,975,922	2,865,457
G461	Wholesale on a fee or contract basis	7,088,721	402,543	6,686,178	739,602	2,127,088

Table 1 Summary Statistics for Wholesale and Retail Trade; Repair of Motor Vehicles and Motorcycles Establishments by Region and Industry Group: Philippines, 2018

(Values are in thousand PhP, except for number of establishments, employment and workers on sub-contract agreement. Details may not add-up to total due to rounding and/or statistical disclosure control.)

2009 PSIC Code	Region / Industry Description	Expense			Gross Margin	Value Added
		Total	Compensation	Other Expense		
		(6)	(7)	(8)	(9)	(10)
G462	Wholesale of agricultural raw materials and live animals	5,074,697	133,570	4,941,127	1,701,163	1,516,537
G463	Wholesale of food, beverages and tobacco	24,836,865	776,147	24,060,718	5,559,056	3,320,071
G464	Wholesale of household goods	23,885,089	708,563	23,176,526	3,539,827	2,518,648
G465	Wholesale of machinery, equipment and supplies	36,064,095	677,534	35,386,561	4,640,967	3,847,043
G466	Other specialized wholesale	68,044,721	969,234	67,075,487	8,243,358	4,974,145
G469	Non-specialized wholesale trade	62,034	2,383	59,651	5,975	3,290
G471	Retail sale in non-specialized stores	92,364,457	2,500,321	89,864,137	18,085,879	7,478,446
G472	Retail sale of food, beverages and tobacco in specialized stores	2,913,338	195,690	2,717,648	786,019	455,085
G473	Retail sale of automotive fuel in specialized stores	38,560,013	422,620	38,137,393	2,309,588	1,834,421
G474	Retail sale of information and communications equipment in specialized stores	10,466,376	413,721	10,052,655	1,379,076	1,011,933
G475	Retail sale of other household equipment in specialized stores	39,530,799	1,412,758	38,118,042	6,336,185	3,804,375
G476	Retail sale of cultural and recreation goods in specialized stores	2,168,789	146,291	2,022,498	692,165	421,293
G477	Retail sale of other goods in specialized stores	37,018,155	2,452,172	34,565,983	7,189,692	4,705,230
G479	Retail trade not in stores, stalls or markets	241,408	15,629	225,779	95,430	35,246
XII - SOCCSKSARGEN		209,785,556	7,749,398	202,036,158	31,414,124	19,701,615
G451	Sale of motor vehicles	5,587,418	157,302	5,430,116	304,510	387,421
G452	Maintenance and repair of motor vehicles	293,127	68,513	224,614	66,405	110,200
G453	Sale of motor vehicle parts and accessories	6,147,332	252,747	5,894,585	813,849	441,513
G454	Sale, maintenance and repair of motorcycles and related parts and accessories	9,559,951	508,665	9,051,286	882,896	709,618
G461	Wholesale on a fee or contract basis	726,552	49,185	677,368	111,868	138,086
G462	Wholesale of agricultural raw materials and live animals	4,541,058	182,576	4,358,482	864,304	539,241
G463	Wholesale of food, beverages and tobacco	15,423,302	403,872	15,019,429	1,019,350	619,323

Continued

Table 1 Summary Statistics for Wholesale and Retail Trade; Repair of Motor Vehicles and Motorcycles Establishments by Region and Industry Group: Philippines, 2018

(Values are in thousand PhP, except for number of establishments, employment and workers on sub-contract agreement. Details may not add-up to total due to rounding and/or statistical disclosure control.)

2009 PSIC Code	Region / Industry Description	Expense			Gross Margin	Value Added
		Total	Compensation	Other Expense		
		(6)	(7)	(8)	(9)	(10)
G464	Wholesale of household goods	10,501,517	204,004	10,297,513	779,716	602,826
G465	Wholesale of machinery, equipment and supplies	3,448,839	109,323	3,339,516	318,617	173,227
G466	Other specialized wholesale	5,118,135	199,129	4,919,005	624,178	343,949
G471	Retail sale in non-specialized stores	22,785,782	955,887	21,829,895	4,492,717	3,053,069
G472	Retail sale of food, beverages and tobacco in specialized stores	21,674,468	1,114,728	20,559,740	7,641,093	2,952,210
G473	Retail sale of automotive fuel in specialized stores	24,333,444	473,625	23,859,819	1,270,142	1,255,591
G474	Retail sale of information and communications equipment in specialized stores	5,882,003	341,069	5,540,934	1,477,628	571,065
G475	Retail sale of other household equipment in specialized stores	29,103,273	1,445,099	27,658,173	5,289,685	3,811,268
G476	Retail sale of cultural and recreation goods in specialized stores	3,050,534	141,816	2,908,717	652,255	919,943
G477	Retail sale of other goods in specialized stores	41,569,787	1,132,945	40,436,842	4,783,200	3,058,961
G479	Retail trade not in stores, stalls or markets	39,035	8,911	30,124	21,709	14,104
XIII - Caraga		130,819,971	4,934,137	125,885,834	36,693,454	31,848,310
G451	Sale of motor vehicles	2,911,633	71,631	2,840,003	325,317	408,513
G452	Maintenance and repair of motor vehicles	592,505	54,222	538,284	-211,257	301,877
G453	Sale of motor vehicle parts and accessories	1,323,809	119,583	1,204,226	291,381	222,977
G454	Sale, maintenance and repair of motorcycles and related parts and accessories	29,157,220	733,653	28,423,567	1,955,352	1,512,327
G461	Wholesale on a fee or contract basis	S	S	S	S	S
G462	Wholesale of agricultural raw materials and live animals	4,137,887	135,771	4,002,116	720,079	473,428
G463	Wholesale of food, beverages and tobacco	9,905,368	271,429	9,633,938	1,730,097	1,616,947
G464	Wholesale of household goods	3,130,496	102,479	3,028,017	313,961	241,129
G465	Wholesale of machinery, equipment and supplies	955,432	176,720	778,712	453,281	388,857
G466	Other specialized wholesale	4,071,072	89,852	3,981,220	794,850	543,358
G471	Retail sale in non-specialized stores	20,794,291	557,063	20,237,228	2,096,452	1,689,361
G472	Retail sale of food, beverages and tobacco in specialized stores	5,165,385	346,426	4,818,959	8,665,930	8,023,135
G473	Retail sale of automotive fuel in specialized stores	13,247,339	252,690	12,994,649	2,167,198	1,928,951

Continued

Table 1 Summary Statistics for Wholesale and Retail Trade; Repair of Motor Vehicles and Motorcycles Establishments by Region and Industry Group: Philippines, 2018

(Values are in thousand PhP, except for number of establishments, employment and workers on sub-contract agreement. Details may not add-up to total due to rounding and/or statistical disclosure control.)

2009 PSIC Code	Region / Industry Description	Expense			Gross Margin	Value Added
		Total	Compensation	Other Expense		
		(6)	(7)	(8)	(9)	(10)
G474	Retail sale of information and communications equipment in specialized stores	5,764,758	131,179	5,633,578	894,738	401,126
G475	Retail sale of other household equipment in specialized stores	9,262,843	737,489	8,525,355	2,709,281	1,972,785
G476	Retail sale of cultural and recreation goods in specialized stores	440,643	39,706	400,937	123,925	70,412
G477	Retail sale of other goods in specialized stores	19,468,312	1,058,322	18,409,990	13,462,553	11,873,636
G479	Retail trade not in stores, stalls or markets	S	S	S	S	S
	Autonomous Region in Muslim Mindanao	5,909,930	360,401	5,549,530	3,778,922	3,127,452
G451	Sale of motor vehicles	2,004	557	1,447	1,797	871
G453	Sale of motor vehicle parts and accessories	25,689	8,326	17,362	16,606	12,266
G454	Sale, maintenance and repair of motorcycles and related parts and accessories	69,705	7,763	61,942	66,100	59,837
G462	Wholesale of agricultural raw materials and live animals	67,586	16,810	50,776	37,632	24,065
G463	Wholesale of food, beverages and tobacco	1,934,629	38,497	1,896,132	162,024	101,107
G464	Wholesale of household goods	15,005	2,278	12,727	11,196	3,867
G465	Wholesale of machinery, equipment and supplies	32,024	5,826	26,198	23,490	-1,533
G466	Other specialized wholesale	215,603	5,925	209,678	13,309	11,526
G471	Retail sale in non-specialized stores	375,534	20,513	355,020	291,615	284,713
G472	Retail sale of food, beverages and tobacco in specialized stores	78,276	5,769	72,507	17,476	9,410
G473	Retail sale of automotive fuel in specialized stores	661,824	84,537	577,288	2,381,359	2,081,485
G474	Retail sale of information and communications equipment in specialized stores	54,051	9,227	44,823	21,645	24,173
G475	Retail sale of other household equipment in specialized stores	200,589	22,148	178,441	266,644	132,185
G476	Retail sale of cultural and recreation goods in specialized stores	8,549	1,420	7,128	2,116	2,925
G477	Retail sale of other goods in specialized stores	2,163,055	129,988	2,033,067	462,343	395,402
G479	Retail trade not in stores, stalls or markets	5,808	815	4,993	3,568	-14,846

Continued

Table 1 Summary Statistics for Wholesale and Retail Trade; Repair of Motor Vehicles and Motorcycles Establishments by Region and Industry Group: Philippines, 2018

(Values are in thousand PhP, except for number of establishments, employment and workers on sub-contract agreement. Details may not add-up to total due to rounding and/or statistical disclosure control.)

Continued					
2009 PSIC Code	Region / Industry Description	Gross Additions to Tangible Fixed Assets	Change in Inventories	Subsidies	Sales from E-commerce Transactions
		(11)	(12)	(13)	(14)
	Philippines	124,481,844	145,684,992	22,037,609	22,483,700
G451	Sale of motor vehicles	3,544,604	20,379,104	-	-
G452	Maintenance and repair of motor vehicles	810,223	852,263	-	-
G453	Sale of motor vehicle parts and accessories	3,671,557	7,955,856	-	-
G454	Sale, maintenance and repair of motorcycles and related parts and accessories	466,403	7,271,481	-	-
G461	Wholesale on a fee or contract basis	182,913	1,710,512	21,096	-
G462	Wholesale of agricultural raw materials and live animals	2,457,730	1,584,492	1,080,336	24
G463	Wholesale of food, beverages and tobacco	5,917,223	6,957,784	20,596,417	5,503
G464	Wholesale of household goods	4,452,026	11,269,548	19,953	3,304,010
G465	Wholesale of machinery, equipment and supplies	4,621,530	6,749,683	16,657	205,121
G466	Other specialized wholesale	7,289,516	23,422,080	1,167	547,932
G469	Non-specialized wholesale trade	94,093	-1,291,117	-	-
G471	Retail sale in non-specialized stores	10,653,203	11,442,482	6,829	14,025
G472	Retail sale of food, beverages and tobacco in specialized stores	32,940,548	9,395,602	249,516	37,236
G473	Retail sale of automotive fuel in specialized stores	4,441,750	1,996,242	741	129,221
G474	Retail sale of information and communications equipment in specialized stores	1,062,280	4,954,460	-	1,134,903
G475	Retail sale of other household equipment in specialized stores	9,937,117	13,348,834	10,403	1,909,799
G476	Retail sale of cultural and recreation goods in specialized stores	430,879	-1,481,702	-	-
G477	Retail sale of other goods in specialized stores	31,459,398	19,041,072	34,494	15,184,253
G479	Retail trade not in stores, stalls or markets	48,850	126,317	-	11,673
	National Capital Region	35,383,602	54,868,273	1,976,701	6,470,057
G451	Sale of motor vehicles	1,280,289	13,693,174	-	-
G452	Maintenance and repair of motor vehicles	91,480	381,649	-	-
G453	Sale of motor vehicle parts and accessories	1,654,881	604,866	-	-

Table 1 Summary Statistics for Wholesale and Retail Trade; Repair of Motor Vehicles and Motorcycles Establishments by Region and Industry Group: Philippines, 2018

(Values are in thousand PhP, except for number of establishments, employment and workers on sub-contract agreement. Details may not add-up to total due to rounding and/or statistical disclosure control.)

Continued					
2009 PSIC Code	Region / Industry Description	Gross Additions to Tangible Fixed Assets	Change in Inventories	Subsidies	Sales from E-commerce Transactions
		(11)	(12)	(13)	(14)
G454	Sale, maintenance and repair of motorcycles and related parts and accessories	51,687	661,933	-	-
G461	Wholesale on a fee or contract basis	62,430	856,218	-	-
G462	Wholesale of agricultural raw materials and live animals	531,160	465,987	-	24
G463	Wholesale of food, beverages and tobacco	1,658,658	-582,263	1,976,701	5,230
G464	Wholesale of household goods	2,608,874	10,243,636	-	3,012,248
G465	Wholesale of machinery, equipment and supplies	3,009,119	2,839,853	-	139,206
G466	Other specialized wholesale	4,453,491	12,861,500	-	-
G469	Non-specialized wholesale trade	1,030	-142,896	-	-
G471	Retail sale in non-specialized stores	2,587,290	1,533,075	-	-
G472	Retail sale of food, beverages and tobacco in specialized stores	1,120,578	6,407,260	-	37,236
G473	Retail sale of automotive fuel in specialized stores	1,099,198	4,214,866	-	129,221
G474	Retail sale of information and communications equipment in specialized stores	344,479	1,606,861	-	1,134,903
G475	Retail sale of other household equipment in specialized stores	845,693	4,298,388	-	1,817,489
G476	Retail sale of cultural and recreation goods in specialized stores	131,861	-1,790,455	-	-
G477	Retail sale of other goods in specialized stores	13,849,239	-3,389,642	-	182,939
G479	Retail trade not in stores, stalls or markets	2,165	104,264	-	11,561
Cordillera Administrative Region		397,339	1,846,101	790,344	312
G451	Sale of motor vehicles	1,553	122,965	-	-
G452	Maintenance and repair of motor vehicles	8,394	-5,205	-	-
G453	Sale of motor vehicle parts and accessories	-	-70,064	-	-
G454	Sale, maintenance and repair of motorcycles and related parts and accessories	21,530	238,796	-	-
G461	Wholesale on a fee or contract basis	15,063	66,522	-	-
G462	Wholesale of agricultural raw materials and live animals	17,481	21,688	-	-

Table 1 Summary Statistics for Wholesale and Retail Trade; Repair of Motor Vehicles and Motorcycles Establishments by Region and Industry Group: Philippines, 2018

(Values are in thousand PhP, except for number of establishments, employment and workers on sub-contract agreement. Details may not add-up to total due to rounding and/or statistical disclosure control.)

2009 PSIC Code	Region / Industry Description	Gross Additions to Tangible Fixed Assets	Change in Inventories	Subsidies	Sales from E-commerce Transactions
		(11)	(12)	(13)	(14)
					<i>Continued</i>
G463	Wholesale of food, beverages and tobacco	8,228	141,461	789,177	-
G464	Wholesale of household goods	-708	119,092	-	-
G465	Wholesale of machinery, equipment and supplies	3,306	-7,411	-	-
G466	Other specialized wholesale	108,456	-56,361	1,167	-
G471	Retail sale in non-specialized stores	63,501	469,715	-	-
G472	Retail sale of food, beverages and tobacco in specialized stores	-	-107,278	-	-
G473	Retail sale of automotive fuel in specialized stores	97,675	182,937	-	-
G474	Retail sale of information and communications equipment in specialized stores	-	255,678	-	-
G475	Retail sale of other household equipment in specialized stores	36,166	58,810	-	312
G476	Retail sale of cultural and recreation goods in specialized stores	-	62,460	-	-
G477	Retail sale of other goods in specialized stores	-	353,963	-	-
G479	Retail trade not in stores, stalls or markets	16,693	-1,668	-	-
	I - Ilocos Region	1,813,567	3,637,071	993,184	276
G451	Sale of motor vehicles	32,584	266,279	-	-
G452	Maintenance and repair of motor vehicles	18,043	5,403	-	-
G453	Sale of motor vehicle parts and accessories	90,485	47,366	-	-
G454	Sale, maintenance and repair of motorcycles and related parts and accessories	3,925	-873,935	-	-
G462	Wholesale of agricultural raw materials and live animals	163	17,290	1,075	-
G463	Wholesale of food, beverages and tobacco	173,238	889,584	992,108	-
G464	Wholesale of household goods	21,131	91,288	-	276
G465	Wholesale of machinery, equipment and supplies	7,487	1,554	-	-
G466	Other specialized wholesale	17,528	136,652	-	-
G469	Non-specialized wholesale trade	-	-2,196	-	-
G471	Retail sale in non-specialized stores	390,847	1,519,974	-	-

Table 1 Summary Statistics for Wholesale and Retail Trade; Repair of Motor Vehicles and Motorcycles Establishments by Region and Industry Group: Philippines, 2018

(Values are in thousand PhP, except for number of establishments, employment and workers on sub-contract agreement. Details may not add-up to total due to rounding and/or statistical disclosure control.)

Continued					
2009 PSIC Code	Region / Industry Description	Gross Additions to Tangible Fixed Assets	Change in Inventories	Subsidies	Sales from E-commerce Transactions
		(11)	(12)	(13)	(14)
G472	Retail sale of food, beverages and tobacco in specialized stores	439,725	213,489	-	-
G473	Retail sale of automotive fuel in specialized stores	60,874	162,810	-	-
G474	Retail sale of information and communications equipment in specialized stores	-	116,571	-	-
G475	Retail sale of other household equipment in specialized stores	376,103	557,860	-	-
G476	Retail sale of cultural and recreation goods in specialized stores	8,868	21,279	-	-
G477	Retail sale of other goods in specialized stores	172,565	463,162	-	-
G479	Retail trade not in stores, stalls or markets	-	2,641	-	-
II - Cagayan Valley		9,329,713	3,041,345	1,653,514	-
G451	Sale of motor vehicles	68,985	330,578	-	-
G452	Maintenance and repair of motor vehicles	8,631	-19,857	-	-
G453	Sale of motor vehicle parts and accessories	97,313	381,774	-	-
G454	Sale, maintenance and repair of motorcycles and related parts and accessories	584	299,908	-	-
G462	Wholesale of agricultural raw materials and live animals	1,339,920	-23,478	150,319	-
G463	Wholesale of food, beverages and tobacco	568,679	247,272	1,503,195	-
G464	Wholesale of household goods	67,579	-220,737	-	-
G465	Wholesale of machinery, equipment and supplies	6,402	35,604	-	-
G466	Other specialized wholesale	26,396	102,508	-	-
G471	Retail sale in non-specialized stores	516,353	404,128	-	-
G472	Retail sale of food, beverages and tobacco in specialized stores	86,234	266,740	-	-
G473	Retail sale of automotive fuel in specialized stores	17,168	57,631	-	-
G474	Retail sale of information and communications equipment in specialized stores	3,231	269,254	-	-
G475	Retail sale of other household equipment in specialized stores	5,899,422	479,242	-	-

Table 1 Summary Statistics for Wholesale and Retail Trade; Repair of Motor Vehicles and Motorcycles Establishments by Region and Industry Group: Philippines, 2018

(Values are in thousand PhP, except for number of establishments, employment and workers on sub-contract agreement. Details may not add-up to total due to rounding and/or statistical disclosure control.)

Continued					
2009 PSIC Code	Region / Industry Description	Gross Additions to Tangible Fixed Assets	Change in Inventories	Subsidies	Sales from E-commerce Transactions
		(11)	(12)	(13)	(14)
G476	Retail sale of cultural and recreation goods in specialized stores	42,781	43,144	-	-
G477	Retail sale of other goods in specialized stores	580,035	387,559	-	-
G479	Retail trade not in stores, stalls or markets	-	76	-	-
III - Central Luzon		4,712,144	30,280,077	1,816,726	11,620
G451	Sale of motor vehicles	180,686	2,463,294	-	-
G452	Maintenance and repair of motor vehicles	69,033	22,372	-	-
G453	Sale of motor vehicle parts and accessories	715,916	7,528,850	-	-
G454	Sale, maintenance and repair of motorcycles and related parts and accessories	2,439	33,425	-	-
G461	Wholesale on a fee or contract basis	22,707	15,938	21,096	-
G462	Wholesale of agricultural raw materials and live animals	13,443	206,451	405,863	-
G463	Wholesale of food, beverages and tobacco	259,321	1,195,598	1,382,939	-
G464	Wholesale of household goods	233,121	-307,334	-	-
G465	Wholesale of machinery, equipment and supplies	1,980	64,419	-	-
G466	Other specialized wholesale	386,047	1,815,444	-	-
G469	Non-specialized wholesale trade	23,062	-1,032	-	-
G471	Retail sale in non-specialized stores	1,024,749	2,066,157	6,829	-
G472	Retail sale of food, beverages and tobacco in specialized stores	4,853	181,649	-	-
G473	Retail sale of automotive fuel in specialized stores	230,367	207,145	-	-
G474	Retail sale of information and communications equipment in specialized stores	336	39,158	-	-
G475	Retail sale of other household equipment in specialized stores	369,855	2,256,829	-	-
G476	Retail sale of cultural and recreation goods in specialized stores	107,013	-120,830	-	-
G477	Retail sale of other goods in specialized stores	1,067,219	12,613,815	-	11,620
G479	Retail trade not in stores, stalls or markets	-	-1,269	-	-

Table 1 Summary Statistics for Wholesale and Retail Trade; Repair of Motor Vehicles and Motorcycles Establishments by Region and Industry Group: Philippines, 2018

(Values are in thousand PhP, except for number of establishments, employment and workers on sub-contract agreement. Details may not add-up to total due to rounding and/or statistical disclosure control.)

Continued					
2009 PSIC Code	Region / Industry Description	Gross Additions to Tangible Fixed Assets	Change in Inventories	Subsidies	Sales from E-commerce Transactions
		(11)	(12)	(13)	(14)
	IVA - CALABARZON	8,278,363	8,620,638	1,630,086	291,486
G451	Sale of motor vehicles	376,558	1,332,023	-	-
G452	Maintenance and repair of motor vehicles	206,351	157,268	-	-
G453	Sale of motor vehicle parts and accessories	84,950	1,018,940	-	-
G454	Sale, maintenance and repair of motorcycles and related parts and accessories	68,811	913,895	-	-
G461	Wholesale on a fee or contract basis	36,268	121,048	-	-
G462	Wholesale of agricultural raw materials and live animals	23,193	-21,967	333,907	-
G463	Wholesale of food, beverages and tobacco	583,639	518,262	992,108	-
G464	Wholesale of household goods	234,105	1,039,876	-	291,486
G465	Wholesale of machinery, equipment and supplies	800,860	2,188,377	16,657	-
G466	Other specialized wholesale	342,420	365,889	-	-
G469	Non-specialized wholesale trade	-	106,576	-	-
G471	Retail sale in non-specialized stores	980,901	-2,983,585	-	-
G472	Retail sale of food, beverages and tobacco in specialized stores	1,134	96,635	249,516	-
G473	Retail sale of automotive fuel in specialized stores	527,693	710,943	386	-
G474	Retail sale of information and communications equipment in specialized stores	905	1,825,302	-	-
G475	Retail sale of other household equipment in specialized stores	310,872	1,615,967	10,403	-
G476	Retail sale of cultural and recreation goods in specialized stores	22,700	-352,853	-	-
G477	Retail sale of other goods in specialized stores	3,677,003	-37,564	27,109	-
G479	Retail trade not in stores, stalls or markets	-	5,605	-	-
	MIMAROPA	1,546,620	85,099	1,496,199	14,985,967
G451	Sale of motor vehicles	24,268	133,626	-	-
G452	Maintenance and repair of motor vehicles	4,038	69,324	-	-

Table 1 Summary Statistics for Wholesale and Retail Trade; Repair of Motor Vehicles and Motorcycles Establishments by Region and Industry Group: Philippines, 2018

(Values are in thousand PhP, except for number of establishments, employment and workers on sub-contract agreement. Details may not add-up to total due to rounding and/or statistical disclosure control.)

Continued					
2009 PSIC Code	Region / Industry Description	Gross Additions to Tangible Fixed Assets	Change in Inventories	Subsidies	Sales from E-commerce Transactions
		(11)	(12)	(13)	(14)
G453	Sale of motor vehicle parts and accessories	-	3,265	-	-
G454	Sale, maintenance and repair of motorcycles and related parts and accessories	4,288	-189,672	-	-
G461	Wholesale on a fee or contract basis	S	S	S	S
G462	Wholesale of agricultural raw materials and live animals	24,271	-65,072	520	-
G463	Wholesale of food, beverages and tobacco	18,740	73,840	1,495,679	-
G464	Wholesale of household goods	3,360	-123,818	-	-
G465	Wholesale of machinery, equipment and supplies	2,410	52,947	-	-
G466	Other specialized wholesale	132,604	130,746	-	-
G471	Retail sale in non-specialized stores	172,194	257,551	-	-
G472	Retail sale of food, beverages and tobacco in specialized stores	10,055	68,935	-	-
G473	Retail sale of automotive fuel in specialized stores	1,483	65,507	-	-
G474	Retail sale of information and communications equipment in specialized stores	1,760	127,805	-	-
G475	Retail sale of other household equipment in specialized stores	75,716	-720,366	-	-
G476	Retail sale of cultural and recreation goods in specialized stores	286	29,712	-	-
G477	Retail sale of other goods in specialized stores	1,066,929	160,990	-	14,985,967
G479	Retail trade not in stores, stalls or markets	S	S	S	S
	V - Bicol Region	769,878	-22,445	1,668,546	3,727
G451	Sale of motor vehicles	35,012	375,139	-	-
G452	Maintenance and repair of motor vehicles	30,885	108,743	-	-
G453	Sale of motor vehicle parts and accessories	209	-2,628,965	-	-
G454	Sale, maintenance and repair of motorcycles and related parts and accessories	45,768	77,014	-	-
G461	Wholesale on a fee or contract basis	3,816	62,768	-	-
G462	Wholesale of agricultural raw materials and live animals	128,674	44,368	-	-

Table 1 Summary Statistics for Wholesale and Retail Trade; Repair of Motor Vehicles and Motorcycles Establishments by Region and Industry Group: Philippines, 2018

(Values are in thousand PhP, except for number of establishments, employment and workers on sub-contract agreement. Details may not add-up to total due to rounding and/or statistical disclosure control.)

Continued					
2009 PSIC Code	Region / Industry Description	Gross Additions to Tangible Fixed Assets	Change in Inventories	Subsidies	Sales from E-commerce Transactions
		(11)	(12)	(13)	(14)
G463	Wholesale of food, beverages and tobacco	68,185	507,887	1,668,546	-
G464	Wholesale of household goods	29,030	-11,897	-	-
G465	Wholesale of machinery, equipment and supplies	21,935	-12,459	-	-
G466	Other specialized wholesale	61,125	12,084	-	-
G471	Retail sale in non-specialized stores	114,646	588,879	-	-
G472	Retail sale of food, beverages and tobacco in specialized stores	-	-5,087	-	-
G473	Retail sale of automotive fuel in specialized stores	57,343	-384,643	-	-
G474	Retail sale of information and communications equipment in specialized stores	-	76,264	-	-
G475	Retail sale of other household equipment in specialized stores	83,476	882,978	-	-
G476	Retail sale of cultural and recreation goods in specialized stores	-	-14,114	-	-
G477	Retail sale of other goods in specialized stores	89,773	296,136	-	3,727
G479	Retail trade not in stores, stalls or markets	-	2,462	-	-
VI - Western Visayas		6,721,990	9,381,448	871,853	65,253
G451	Sale of motor vehicles	105,955	-75,027	-	-
G452	Maintenance and repair of motor vehicles	34,639	31,832	-	-
G453	Sale of motor vehicle parts and accessories	8,207	-140,825	-	-
G454	Sale, maintenance and repair of motorcycles and related parts and accessories	1,077	606,337	-	-
G461	Wholesale on a fee or contract basis	716	37,620	-	-
G462	Wholesale of agricultural raw materials and live animals	7,246	-147,971	-	-
G463	Wholesale of food, beverages and tobacco	603,102	1,479,486	871,853	-
G464	Wholesale of household goods	673,024	282,886	-	-
G465	Wholesale of machinery, equipment and supplies	17,544	159,412	-	65,253
G466	Other specialized wholesale	636,773	2,159,202	-	-
G471	Retail sale in non-specialized stores	507,162	1,548,983		

Table 1 Summary Statistics for Wholesale and Retail Trade; Repair of Motor Vehicles and Motorcycles Establishments by Region and Industry Group: Philippines, 2018

(Values are in thousand PhP, except for number of establishments, employment and workers on sub-contract agreement. Details may not add-up to total due to rounding and/or statistical disclosure control.)

Continued					
2009 PSIC Code	Region / Industry Description	Gross Additions to Tangible Fixed Assets	Change in Inventories	Subsidies	Sales from E-commerce Transactions
		(11)	(12)	(13)	(14)
G472	Retail sale of food, beverages and tobacco in specialized stores	3,850,676	243,332	-	-
G473	Retail sale of automotive fuel in specialized stores	63,545	148,938	-	-
G474	Retail sale of information and communications equipment in specialized stores	24,626	1,359,916	-	-
G475	Retail sale of other household equipment in specialized stores	100,440	286,812	-	-
G476	Retail sale of cultural and recreation goods in specialized stores	8,648	85,644	-	-
G477	Retail sale of other goods in specialized stores	78,610	1,312,779	-	-
G479	Retail trade not in stores, stalls or markets	-	2,092	-	-
VII - Central Visayas		8,064,899	8,982,508	564,054	662
G451	Sale of motor vehicles	447,546	516,692	-	-
G452	Maintenance and repair of motor vehicles	3,038	21,343	-	-
G453	Sale of motor vehicle parts and accessories	143,136	154,808	-	-
G454	Sale, maintenance and repair of motorcycles and related parts and accessories	70,774	-42,595	-	-
G461	Wholesale on a fee or contract basis	1,916	505,648	-	-
G462	Wholesale of agricultural raw materials and live animals	112,907	118,721	-	-
G463	Wholesale of food, beverages and tobacco	129,819	3,025,531	563,698	-
G464	Wholesale of household goods	198,215	-211,636	-	-
G465	Wholesale of machinery, equipment and supplies	227,951	182,098	-	662
G466	Other specialized wholesale	232,971	711,764	-	-
G469	Non-specialized wholesale trade	174	-26,038	-	-
G471	Retail sale in non-specialized stores	1,190,414	1,924,551	-	-
G472	Retail sale of food, beverages and tobacco in specialized stores	537,429	451,213	-	-
G473	Retail sale of automotive fuel in specialized stores	380,000	262,385	356	-

Table 1 Summary Statistics for Wholesale and Retail Trade; Repair of Motor Vehicles and Motorcycles Establishments by Region and Industry Group: Philippines, 2018

(Values are in thousand PhP, except for number of establishments, employment and workers on sub-contract agreement. Details may not add-up to total due to rounding and/or statistical disclosure control.)

Continued					
2009 PSIC Code	Region / Industry Description	Gross Additions to Tangible Fixed Assets	Change in Inventories	Subsidies	Sales from E-commerce Transactions
		(11)	(12)	(13)	(14)
G474	Retail sale of information and communications equipment in specialized stores	629,459	-1,432,455	-	-
G475	Retail sale of other household equipment in specialized stores	586,974	1,426,288	-	-
G476	Retail sale of cultural and recreation goods in specialized stores	8,294	22,046	-	-
G477	Retail sale of other goods in specialized stores	3,163,721	1,373,320	-	-
G479	Retail trade not in stores, stalls or markets	158	-1,175	-	-
VIII - Eastern Visayas		951,177	1,102,654	1,338,778	91,999
G451	Sale of motor vehicles	62,720	-42,495	-	-
G452	Maintenance and repair of motor vehicles	4,948	3,761	-	-
G453	Sale of motor vehicle parts and accessories	142	61,914	-	-
G454	Sale, maintenance and repair of motorcycles and related parts and accessories	22,102	131,023	-	-
G461	Wholesale on a fee or contract basis	-	-	-	-
G462	Wholesale of agricultural raw materials and live animals	3,238	83,745	-	-
G463	Wholesale of food, beverages and tobacco	47,523	123,460	1,338,778	-
G464	Wholesale of household goods	10,574	74,530	-	-
G465	Wholesale of machinery, equipment and supplies	2,497	171,016	-	-
G466	Other specialized wholesale	46,504	13,197	-	-
G471	Retail sale in non-specialized stores	81,428	101,547	-	-
G472	Retail sale of food, beverages and tobacco in specialized stores	908	-1,303	-	-
G473	Retail sale of automotive fuel in specialized stores	588,027	568,855	-	-
G474	Retail sale of information and communications equipment in specialized stores	-	-211,982	-	-
G475	Retail sale of other household equipment in specialized stores	25,154	-17,908	-	91,999
G476	Retail sale of cultural and recreation goods in specialized stores	6,928	-8,371	-	-
G477	Retail sale of other goods in specialized stores	48,485	51,665	-	-

Table 1 Summary Statistics for Wholesale and Retail Trade; Repair of Motor Vehicles and Motorcycles Establishments by Region and Industry Group: Philippines, 2018

(Values are in thousand PhP, except for number of establishments, employment and workers on sub-contract agreement. Details may not add-up to total due to rounding and/or statistical disclosure control.)

Continued					
2009 PSIC Code	Region / Industry Description	Gross Additions to Tangible Fixed Assets	Change in Inventories	Subsidies	Sales from E-commerce Transactions
		(11)	(12)	(13)	(14)
IX - Zamboanga Peninsula		12,074,154	10,676,301	1,172,492	-
G451	Sale of motor vehicles	1,501	127,507	-	-
G452	Maintenance and repair of motor vehicles	23,977	-24,556	-	-
G453	Sale of motor vehicle parts and accessories	-	33,804	-	-
G454	Sale, maintenance and repair of motorcycles and related parts and accessories	31,535	-175,324	-	-
G461	Wholesale on a fee or contract basis	-	11,862	-	-
G462	Wholesale of agricultural raw materials and live animals	1,062	1,225,889	-	-
G463	Wholesale of food, beverages and tobacco	338,861	106,835	1,172,492	-
G464	Wholesale of household goods	12,413	244,723	-	-
G465	Wholesale of machinery, equipment and supplies	2,008	104,371	-	-
G466	Other specialized wholesale	15,092	-41,087	-	-
G471	Retail sale in non-specialized stores	46,876	320,541	-	-
G472	Retail sale of food, beverages and tobacco in specialized stores	11,530,102	930,514	-	-
G473	Retail sale of automotive fuel in specialized stores	10,337	-418,485	-	-
G474	Retail sale of information and communications equipment in specialized stores	-	11,490	-	-
G475	Retail sale of other household equipment in specialized stores	45,145	113,825	-	-
G476	Retail sale of cultural and recreation goods in specialized stores	-	8,281	-	-
G477	Retail sale of other goods in specialized stores	15,244	8,096,594	-	-
G479	Retail trade not in stores, stalls or markets	-	-482	-	-
X - Northern Mindanao		9,489,699	3,276,999	1,124,955	-
G451	Sale of motor vehicles	772,361	623,784	-	-
G452	Maintenance and repair of motor vehicles	152,457	23,078	-	-
G453	Sale of motor vehicle parts and accessories	207,236	552,889	-	-

Table 1 Summary Statistics for Wholesale and Retail Trade; Repair of Motor Vehicles and Motorcycles Establishments by Region and Industry Group: Philippines, 2018

(Values are in thousand PhP, except for number of establishments, employment and workers on sub-contract agreement. Details may not add-up to total due to rounding and/or statistical disclosure control.)

Continued					
2009 PSIC Code	Region / Industry Description	Gross Additions to Tangible Fixed Assets	Change in Inventories	Subsidies	Sales from E-commerce Transactions
		(11)	(12)	(13)	(14)
G454	Sale, maintenance and repair of motorcycles and related parts and accessories	82,843	287,851	-	-
G461	Wholesale on a fee or contract basis	10,669	-33,099	-	-
G462	Wholesale of agricultural raw materials and live animals	19,821	-742,390	-	-
G463	Wholesale of food, beverages and tobacco	322,904	-1,234,897	1,104,848	-
G464	Wholesale of household goods	204,529	245,521	12,722	-
G465	Wholesale of machinery, equipment and supplies	7,504	41,822	-	-
G466	Other specialized wholesale	272,060	-450,635	-	-
G469	Non-specialized wholesale trade	69,828	-1,239,298	-	-
G471	Retail sale in non-specialized stores	1,047,930	2,672,362	-	-
G472	Retail sale of food, beverages and tobacco in specialized stores	3,690,384	289,686	-	-
G473	Retail sale of automotive fuel in specialized stores	878,619	2,155,394	-	-
G474	Retail sale of information and communications equipment in specialized stores	29,677	216,417	-	-
G475	Retail sale of other household equipment in specialized stores	477,632	1,080,946	-	-
G476	Retail sale of cultural and recreation goods in specialized stores	40,812	-43,321	-	-
G477	Retail sale of other goods in specialized stores	1,202,432	-1,169,319	7,385	-
G479	Retail trade not in stores, stalls or markets	-	209	-	-
	XI - Davao Region	2,654,516	6,061,820	942,407	521,193
G451	Sale of motor vehicles	44,210	396,923	-	-
G452	Maintenance and repair of motor vehicles	371	-5,805	-	-
G453	Sale of motor vehicle parts and accessories	11,495	150,639	-	-
G454	Sale, maintenance and repair of motorcycles and related parts and accessories	436	3,830,183	-	-
G461	Wholesale on a fee or contract basis	24,218	31,020	-	-
G462	Wholesale of agricultural raw materials and live animals	11,979	244,259	-	-

Table 1 Summary Statistics for Wholesale and Retail Trade; Repair of Motor Vehicles and Motorcycles Establishments by Region and Industry Group: Philippines, 2018

(Values are in thousand PhP, except for number of establishments, employment and workers on sub-contract agreement. Details may not add-up to total due to rounding and/or statistical disclosure control.)

Continued					
2009 PSIC Code	Region / Industry Description	Gross Additions to Tangible Fixed Assets	Change in Inventories	Subsidies	Sales from E-commerce Transactions
		(11)	(12)	(13)	(14)
G463	Wholesale of food, beverages and tobacco	589,497	567,447	942,407	-
G464	Wholesale of household goods	107,323	53,952	-	-
G465	Wholesale of machinery, equipment and supplies	380,436	790,277	-	-
G466	Other specialized wholesale	310,970	5,446,287	-	521,080
G469	Non-specialized wholesale trade		13,768	-	-
G471	Retail sale in non-specialized stores	726,073	755,040	-	-
G472	Retail sale of food, beverages and tobacco in specialized stores	-	-109,873	-	-
G473	Retail sale of automotive fuel in specialized stores	127,194	-6,275,781	-	-
G474	Retail sale of information and communications equipment in specialized stores	1,257	261,398	-	-
G475	Retail sale of other household equipment in specialized stores	92,606	233,007	-	-
G476	Retail sale of cultural and recreation goods in specialized stores	1,345	23,464	-	-
G477	Retail sale of other goods in specialized stores	225,105	-344,323	-	-
G479	Retail trade not in stores, stalls or markets	-	-61	-	112
XII - SOCCSKSARGEN		20,020,210	2,358,467	2,203,140	14,299
G451	Sale of motor vehicles	70,580	68,333	-	-
G452	Maintenance and repair of motor vehicles	13,762	383	-	-
G453	Sale of motor vehicle parts and accessories	573,656	226,118	-	-
G454	Sale, maintenance and repair of motorcycles and related parts and accessories	10,929	209,986	-	-
G461	Wholesale on a fee or contract basis	890	-2,021	-	-
G462	Wholesale of agricultural raw materials and live animals	135,129	108,757	165,351	-
G463	Wholesale of food, beverages and tobacco	175,301	40,126	2,037,789	274
G464	Wholesale of household goods	15,419	-263,831	-	-
G465	Wholesale of machinery, equipment and supplies	75,496	51,013	-	-
G466	Other specialized wholesale	148,276	116,782		

Table 1 Summary Statistics for Wholesale and Retail Trade; Repair of Motor Vehicles and Motorcycles Establishments by Region and Industry Group: Philippines, 2018

(Values are in thousand PhP, except for number of establishments, employment and workers on sub-contract agreement. Details may not add-up to total due to rounding and/or statistical disclosure control.)

Continued					
2009 PSIC Code	Region / Industry Description	Gross Additions to Tangible Fixed Assets	Change in Inventories	Subsidies	Sales from E-commerce Transactions
		(11)	(12)	(13)	(14)
G471	Retail sale in non-specialized stores	779,364	264,882	-	14,025
G472	Retail sale of food, beverages and tobacco in specialized stores	11,548,359	859,758	-	-
G473	Retail sale of automotive fuel in specialized stores	16,671	205,797	-	-
G474	Retail sale of information and communications equipment in specialized stores	16,567	302,431	-	-
G475	Retail sale of other household equipment in specialized stores	361,029	729,664	-	-
G476	Retail sale of cultural and recreation goods in specialized stores	45,869	540,484	-	-
G477	Retail sale of other goods in specialized stores	6,030,627	-1,100,552	-	-
G479	Retail trade not in stores, stalls or markets	2,288	359	-	-
	XIII - Caraga	1,555,615	2,005,464	1,606,731	10,259
G451	Sale of motor vehicles	34,360	46,056	-	-
G452	Maintenance and repair of motor vehicles	140,174	82,532	-	-
G453	Sale of motor vehicle parts and accessories	60,163	25,808	-	-
G454	Sale, maintenance and repair of motorcycles and related parts and accessories	27,120	1,263,481	-	-
G461	Wholesale on a fee or contract basis	S	S	S	S
G462	Wholesale of agricultural raw materials and live animals	47,173	47,864	23,300	-
G463	Wholesale of food, beverages and tobacco	308,741	519,844	1,576,201	-
G464	Wholesale of household goods	34,038	13,292	7,231	-
G465	Wholesale of machinery, equipment and supplies	29,518	81,600	-	-
G466	Other specialized wholesale	76,809	93,594	-	10,259
G471	Retail sale in non-specialized stores	387,558	-16,690	-	-
G472	Retail sale of food, beverages and tobacco in specialized stores	117,978	-360,081	-	-
G473	Retail sale of automotive fuel in specialized stores	52,332	-246,337	-	-
G474	Retail sale of information and communications equipment in specialized stores	872	129,001	-	-

Table 1 Summary Statistics for Wholesale and Retail Trade; Repair of Motor Vehicles and Motorcycles Establishments by Region and Industry Group: Philippines, 2018

(Values are in thousand PhP, except for number of establishments, employment and workers on sub-contract agreement. Details may not add-up to total due to rounding and/or statistical disclosure control.)

2009 PSIC Code	Region / Industry Description	Gross Additions to Tangible Fixed Assets	Change in Inventories	Subsidies	Concluded Sales from E-commerce Transactions
		(11)	(12)	(13)	(14)
G475	Retail sale of other household equipment in specialized stores	129,464	56,390	-	-
G476	Retail sale of cultural and recreation goods in specialized stores	-	11,695	-	-
G477	Retail sale of other goods in specialized stores	98,745	219,701	-	-
G479	Retail trade not in stores, stalls or markets	S	S	S	S
	Autonomous Region in Muslim Mindanao	718,357	-516,829	187,899	16,593
G451	Sale of motor vehicles	5,435	255	-	-
G453	Sale of motor vehicle parts and accessories	23,768	4,667	-	-
G454	Sale, maintenance and repair of motorcycles and related parts and accessories	20,556	-823	-	-
G462	Wholesale of agricultural raw materials and live animals	40,868	351	-	-
G463	Wholesale of food, beverages and tobacco	62,788	-661,688	187,899	-
G464	Wholesale of household goods	-	5	-	-
G465	Wholesale of machinery, equipment and supplies	25076	5,192	-	-
G466	Other specialized wholesale	21,993	4,516	-	16,593
G471	Retail sale in non-specialized stores	35,918	15,372	-	-
G472	Retail sale of food, beverages and tobacco in specialized stores	2,132	-29,987	-	-
G473	Retail sale of automotive fuel in specialized stores	233,223	378,281	-	-
G474	Retail sale of information and communications equipment in specialized stores	9,112	1,349	-	-
G475	Retail sale of other household equipment in specialized stores	121,369	10,102	-	-
G476	Retail sale of cultural and recreation goods in specialized stores	5,474	36	-	-
G477	Retail sale of other goods in specialized stores	93,667	-247,211	-	-
G479	Retail trade not in stores, stalls or markets	16,976	2,755	-	-

Note: “-” – Zero Value

S – Suppressed Data

Source: Philippine Statistics Authority, 2018 Census of Philippine Business and Industry

Table 2 Number of Establishments and Employment by Type and Sex for Wholesale and Retail Trade; Repair of Motor Vehicles and Motorcycles Establishments by Region and Industry Group: Philippines, 2018

(Details may not add-up to total due to rounding and/or statistical disclosure control)

2009 PSIC Code	Region / Industry Description	Number of Establishments	Employment as of 15 November 2018					
			Total		Paid		Unpaid	
			Male	Female	Male	Female	Male	Female
		(1)	(2)	(3)	(4)	(5)	(6)	(7)
	Philippines	137,674	747,933	663,034	728,875	643,859	19,058	19,175
G451	Sale of motor vehicles	1,595	29,443	14,679	29,298	14,619	145	60
G452	Maintenance and repair of motor vehicles	2,991	19,390	4,985	18,518	4,756	873	229
G453	Sale of motor vehicle parts and accessories	4,837	25,817	13,406	24,955	12,867	862	539
G454	Sale, maintenance and repair of motorcycles and related parts and accessories	8,501	41,518	25,674	39,683	25,130	1,835	544
G461	Wholesale on a fee or contract basis	518	5,610	3,949	5,558	3,906	51	43
G462	Wholesale of agricultural raw materials and live animals	2,430	18,117	8,218	17,149	7,491	969	726
G463	Wholesale of food, beverages and tobacco	3,508	51,787	21,482	51,302	20,968	485	514
G464	Wholesale of household goods	6,370	56,130	54,413	55,555	53,703	575	710
G465	Wholesale of machinery, equipment and supplies	2,810	34,468	19,064	34,191	18,790	277	274
G466	Other specialized wholesale	4,173	43,836	19,922	42,652	19,237	1,184	685
G469	Non-specialized wholesale trade	93	923	616	922	616	1	-
G471	Retail sale in non-specialized stores	13,478	99,136	146,162	97,311	143,463	1,825	2,699
G472	Retail sale of food, beverages and tobacco in specialized stores	11,793	34,968	25,407	32,322	22,974	2,646	2,433
G473	Retail sale of automotive fuel in specialized stores	7,074	44,242	25,392	43,947	25,203	294	189
G474	Retail sale of information and communications equipment in specialized stores	6,782	18,873	22,204	18,416	20,781	457	1,423
G475	Retail sale of other household equipment in specialized stores	17,389	106,450	68,398	104,043	66,177	2,407	2,222
G476	Retail sale of cultural and recreation goods in specialized stores	3,374	10,490	14,903	10,271	14,703	220	200
G477	Retail sale of other goods in specialized stores	39,585	104,661	171,781	100,740	166,166	3,921	5,615
G479	Retail trade not in stores, stalls or markets	373	2,073	2,377	2,041	2,309	32	68
	National Capital Region	21,366	203,621	179,094	202,244	178,011	1,377	1,083
G451	Sale of motor vehicles	279	9,896	5,146	9,883	5,132	13	13
G452	Maintenance and repair of motor vehicles	387	4,204	1,165	4,176	1,165	28	-
G453	Sale of motor vehicle parts and accessories	688	6,614	3,212	6,515	3,174	99	38

Continues

Table 2 Number of Establishments and Employment by Type and Sex for Wholesale and Retail Trade; Repair of Motor Vehicles and Motorcycles Establishments by Region and Industry Group: Philippines, 2018*(Details may not add-up to total due to rounding and/or statistical disclosure control)**Continued*

2009 PSIC Code	Region / Industry Description	Number of Establishments	Employment as of 15 November 2018					
			Total		Paid		Unpaid	
			Male	Female	Male	Female	Male	Female
		(1)	(2)	(3)	(4)	(5)	(6)	(7)
G454	Sale, maintenance and repair of motorcycles and related parts and accessories	556	3,560	1,965	3,450	1,855	110	110
G461	Wholesale on a fee or contract basis	170	2,139	1,565	2,123	1,551	16	14
G462	Wholesale of agricultural raw materials and live animals	217	2,838	2,715	2,838	2,715	-	-
G463	Wholesale of food, beverages and tobacco	563	12,780	7,011	12,731	6,971	49	40
G464	Wholesale of household goods	2,144	30,855	30,451	30,564	30,305	291	145
G465	Wholesale of machinery, equipment and supplies	1,189	24,656	13,673	24,575	13,580	81	93
G466	Other specialized wholesale	1,043	17,387	8,539	17,313	8,500	74	39
G469	Non-specialized wholesale trade	28	436	333	436	333	-	-
G471	Retail sale in non-specialized stores	1,344	17,526	28,587	17,219	28,292	307	295
G472	Retail sale of food, beverages and tobacco in specialized stores	941	3,120	3,159	2,959	2,998	161	161
G473	Retail sale of automotive fuel in specialized stores	619	7,520	3,595	7,519	3,594	1	1
G474	Retail sale of information and communications equipment in specialized stores	770	6,177	3,888	6,159	3,874	19	14
G475	Retail sale of other household equipment in specialized stores	2,746	23,015	15,183	22,903	15,111	112	72
G476	Retail sale of cultural and recreation goods in specialized stores	539	3,012	3,591	3,011	3,591	1	-
G477	Retail sale of other goods in specialized stores	7,048	26,326	43,693	26,311	43,649	15	43
G479	Retail trade not in stores, stalls or markets	96	1,560	1,625	1,560	1,622	-	3
	Cordillera Administrative Region	4,683	16,210	13,440	15,084	12,487	1,126	953
G451	Sale of motor vehicles	37	308	210	308	210	-	-
G452	Maintenance and repair of motor vehicles	130	699	251	644	232	56	19
G453	Sale of motor vehicle parts and accessories	188	772	152	735	151	37	1
G454	Sale, maintenance and repair of motorcycles and related parts and accessories	293	845	828	734	756	111	72
G461	Wholesale on a fee or contract basis	12	86	33	86	33	-	-
G462	Wholesale of agricultural raw materials and live animals	74	380	44	352	43	28	1
G463	Wholesale of food, beverages and tobacco	126	1,979	745	1,956	704	23	42

Table 2 Number of Establishments and Employment by Type and Sex for Wholesale and Retail Trade; Repair of Motor Vehicles and Motorcycles Establishments by Region and Industry Group: Philippines, 2018*(Details may not add-up to total due to rounding and/or statistical disclosure control)**Continued*

2009 PSIC Code	Region / Industry Description	Number of Establishments	Employment as of 15 November 2018					
			Total		Paid		Unpaid	
			Male	Female	Male	Female	Male	Female
		(1)	(2)	(3)	(4)	(5)	(6)	(7)
G464	Wholesale of household goods	144	488	697	466	697	22	-
G465	Wholesale of machinery, equipment and supplies	41	114	90	103	90	11	-
G466	Other specialized wholesale	97	391	140	323	133	68	7
G471	Retail sale in non-specialized stores	376	2,491	2,967	2,444	2,879	47	88
G472	Retail sale of food, beverages and tobacco in specialized stores	391	432	275	344	275	88	-
G473	Retail sale of automotive fuel in specialized stores	346	1,328	810	1,249	770	79	39
G474	Retail sale of information and communications equipment in specialized stores	312	567	1,111	430	986	137	126
G475	Retail sale of other household equipment in specialized stores	820	3,196	1,627	2,836	1,494	360	134
G476	Retail sale of cultural and recreation goods in specialized stores	110	373	344	359	337	14	7
G477	Retail sale of other goods in specialized stores	1,161	1,664	3,092	1,624	2,674	40	418
G479	Retail trade not in stores, stalls or markets	24	98	24	91	24	7	-
I - Ilocos Region		5,820	28,995	22,828	28,121	21,599	874	1,230
G451	Sale of motor vehicles	72	806	515	805	515	1	-
G452	Maintenance and repair of motor vehicles	159	995	169	963	156	32	13
G453	Sale of motor vehicle parts and accessories	354	1,564	487	1,379	429	186	58
G454	Sale, maintenance and repair of motorcycles and related parts and accessories	285	1,954	1,114	1,954	1,114	-	-
G462	Wholesale of agricultural raw materials and live animals	91	545	314	501	223	45	91
G463	Wholesale of food, beverages and tobacco	157	3,177	895	3,168	880	9	15
G464	Wholesale of household goods	273	1,052	996	1,052	950	-	45
G465	Wholesale of machinery, equipment and supplies	108	352	207	329	161	23	46
G466	Other specialized wholesale	244	1,581	606	1,504	586	77	20
G469	Non-specialized wholesale trade	5	26	15	26	15	-	-
G471	Retail sale in non-specialized stores	793	3,801	5,386	3,689	5,270	112	115
G472	Retail sale of food, beverages and tobacco in specialized stores	525	1,277	1,055	1,199	1,055	78	-
G473	Retail sale of automotive fuel in specialized stores	294	2,037	1,251	2,025	1,251	13	-

Table 2 Number of Establishments and Employment by Type and Sex for Wholesale and Retail Trade; Repair of Motor Vehicles and Motorcycles Establishments by Region and Industry Group: Philippines, 2018*(Details may not add-up to total due to rounding and/or statistical disclosure control)**Continued*

2009 PSIC Code	Region / Industry Description	Number of Establishments	Employment as of 15 November 2018					
			Total		Paid		Unpaid	
			Male	Female	Male	Female	Male	Female
		(1)	(2)	(3)	(4)	(5)	(6)	(7)
G474	Retail sale of information and communications equipment in specialized stores	350	720	662	657	411	63	251
G475	Retail sale of other household equipment in specialized stores	815	5,982	3,449	5,977	3,382	5	67
G476	Retail sale of cultural and recreation goods in specialized stores	110	262	405	230	376	31	30
G477	Retail sale of other goods in specialized stores	1,173	2,841	5,266	2,640	4,788	201	478
G479	Retail trade not in stores, stalls or markets	10	23	36	23	36	-	-
II - Cagayan Valley		5,470	22,911	18,576	21,619	17,483	1,291	1,092
G451	Sale of motor vehicles	68	594	292	594	292	-	-
G452	Maintenance and repair of motor vehicles	152	583	192	557	160	26	32
G453	Sale of motor vehicle parts and accessories	261	1,064	778	1,064	759	-	19
G454	Sale, maintenance and repair of motorcycles and related parts and accessories	365	2,166	728	1,878	728	288	-
G462	Wholesale of agricultural raw materials and live animals	162	1,353	385	1,280	380	73	5
G463	Wholesale of food, beverages and tobacco	87	2,271	568	2,270	554	1	13
G464	Wholesale of household goods	305	851	1,185	851	1,162	-	23
G465	Wholesale of machinery, equipment and supplies	69	358	209	358	209	-	-
G466	Other specialized wholesale	183	1,206	524	1,188	500	17	23
G471	Retail sale in non-specialized stores	337	2,097	2,752	2,008	2,661	89	90
G472	Retail sale of food, beverages and tobacco in specialized stores	669	1,616	1,441	1,520	1,346	96	95
G473	Retail sale of automotive fuel in specialized stores	358	1,799	711	1,799	711	-	-
G474	Retail sale of information and communications equipment in specialized stores	390	473	930	473	867	-	63
G475	Retail sale of other household equipment in specialized stores	705	3,407	2,382	3,211	2,187	196	195
G476	Retail sale of cultural and recreation goods in specialized stores	199	498	990	497	958	1	32
G477	Retail sale of other goods in specialized stores	1,151	2,574	4,481	2,071	3,980	504	501
G479	Retail trade not in stores, stalls or markets	9	-	28	-	28	-	-

Table 2 Number of Establishments and Employment by Type and Sex for Wholesale and Retail Trade; Repair of Motor Vehicles and Motorcycles Establishments by Region and Industry Group: Philippines, 2018*(Details may not add-up to total due to rounding and/or statistical disclosure control)**Continued*

2009 PSIC Code	Region / Industry Description	Number of Establishments	Employment as of 15 November 2018					
			Total		Paid		Unpaid	
			Male	Female	Male	Female	Male	Female
		(1)	(2)	(3)	(4)	(5)	(6)	(7)
	III - Central Luzon	10,554	60,046	52,058	58,682	51,047	1,364	1,011
G451	Sale of motor vehicles	176	3,318	1,366	3,318	1,366	-	-
G452	Maintenance and repair of motor vehicles	233	1,422	232	1,371	181	51	51
G453	Sale of motor vehicle parts and accessories	331	1,980	744	1,910	744	70	-
G454	Sale, maintenance and repair of motorcycles and related parts and accessories	502	1,902	1,628	1,902	1,628	-	-
G461	Wholesale on a fee or contract basis	15	111	80	107	80	4	-
G462	Wholesale of agricultural raw materials and live animals	222	1,732	340	1,586	239	146	101
G463	Wholesale of food, beverages and tobacco	273	4,446	1,404	4,415	1,403	31	1
G464	Wholesale of household goods	466	4,281	5,198	4,274	5,155	7	42
G465	Wholesale of machinery, equipment and supplies	161	834	474	800	440	34	34
G466	Other specialized wholesale	362	3,485	1,395	3,355	1,326	130	70
G469	Non-specialized wholesale trade	5	19	24	18	24	1	-
G471	Retail sale in non-specialized stores	1,222	11,037	13,081	10,697	12,964	340	117
G472	Retail sale of food, beverages and tobacco in specialized stores	650	2,139	1,604	1,902	1,410	237	195
G473	Retail sale of automotive fuel in specialized stores	671	4,557	2,847	4,557	2,821	-	25
G474	Retail sale of information and communications equipment in specialized stores	183	780	458	774	453	5	5
G475	Retail sale of other household equipment in specialized stores	1,435	9,198	6,457	8,997	6,298	200	158
G476	Retail sale of cultural and recreation goods in specialized stores	259	830	1,579	800	1,579	30	-
G477	Retail sale of other goods in specialized stores	3,376	7,976	13,094	7,898	12,883	78	212
G479	Retail trade not in stores, stalls or markets	12	-	53	-	53	-	-
	IVA - CALABARZON	12,537	76,733	69,587	75,090	68,594	1,643	992
G451	Sale of motor vehicles	105	2,847	1,721	2,787	1,686	60	35
G452	Maintenance and repair of motor vehicles	254	1,823	683	1,616	651	207	32
G453	Sale of motor vehicle parts and accessories	463	2,843	1,037	2,806	996	36	40

Table 2 Number of Establishments and Employment by Type and Sex for Wholesale and Retail Trade; Repair of Motor Vehicles and Motorcycles Establishments by Region and Industry Group: Philippines, 2018*(Details may not add-up to total due to rounding and/or statistical disclosure control)**Continued*

2009 PSIC Code	Region / Industry Description	Number of Establishments	Employment as of 15 November 2018					
			Total		Paid		Unpaid	
			Male	Female	Male	Female	Male	Female
		(1)	(2)	(3)	(4)	(5)	(6)	(7)
G454	Sale, maintenance and repair of motorcycles and related parts and accessories	665	3,227	2,170	2,931	2,169	295	1
G461	Wholesale on a fee or contract basis	48	338	202	338	202	-	-
G462	Wholesale of agricultural raw materials and live animals	120	574	203	538	149	36	54
G463	Wholesale of food, beverages and tobacco	292	4,272	2,080	4,269	2,079	3	1
G464	Wholesale of household goods	349	3,528	3,490	3,525	3,441	3	49
G465	Wholesale of machinery, equipment and supplies	154	2,974	1,313	2,904	1,300	70	13
G466	Other specialized wholesale	356	3,992	1,501	3,951	1,466	41	36
G469	Non-specialized wholesale trade	9	22	17	22	17	-	-
G471	Retail sale in non-specialized stores	1,855	16,387	23,777	16,321	23,703	66	74
G472	Retail sale of food, beverages and tobacco in specialized stores	1,477	4,883	3,411	4,435	3,247	448	164
G473	Retail sale of automotive fuel in specialized stores	788	5,946	2,947	5,893	2,907	53	40
G474	Retail sale of information and communications equipment in specialized stores	341	1,280	1,350	1,280	1,350	-	-
G475	Retail sale of other household equipment in specialized stores	2,207	12,403	8,859	12,090	8,631	314	229
G476	Retail sale of cultural and recreation goods in specialized stores	317	861	1,359	861	1,359	-	-
G477	Retail sale of other goods in specialized stores	2,698	8,492	13,355	8,481	13,131	11	224
G479	Retail trade not in stores, stalls or markets	38	41	110	41	110	-	-
	MIMAROPA	4,931	17,967	15,479	17,088	14,203	879	1,276
G451	Sale of motor vehicles	16	214	135	214	135	-	-
G452	Maintenance and repair of motor vehicles	102	342	106	324	106	18	-
G453	Sale of motor vehicle parts and accessories	195	622	364	552	329	70	35
G454	Sale, maintenance and repair of motorcycles and related parts and accessories	609	2,839	1,474	2,839	1,474	-	-
G461	Wholesale on a fee or contract basis	S	S	S	S	S	S	S
G462	Wholesale of agricultural raw materials and live animals	121	802	288	712	220	90	69
G463	Wholesale of food, beverages and tobacco	123	1,488	609	1,464	608	24	1

Table 2 Number of Establishments and Employment by Type and Sex for Wholesale and Retail Trade; Repair of Motor Vehicles and Motorcycles Establishments by Region and Industry Group: Philippines, 2018*(Details may not add-up to total due to rounding and/or statistical disclosure control)**Continued*

2009 PSIC Code	Region / Industry Description	Number of Establishments	Employment as of 15 November 2018					
			Total		Paid		Unpaid	
			Male	Female	Male	Female	Male	Female
		(1)	(2)	(3)	(4)	(5)	(6)	(7)
G464	Wholesale of household goods	202	495	380	480	315	15	65
G465	Wholesale of machinery, equipment and supplies	77	179	195	179	195	-	-
G466	Other specialized wholesale	111	727	321	559	301	168	20
G471	Retail sale in non-specialized stores	422	1,738	2,517	1,665	2,389	74	128
G472	Retail sale of food, beverages and tobacco in specialized stores	296	295	473	76	35	219	438
G473	Retail sale of automotive fuel in specialized stores	307	1,548	769	1,548	769	-	-
G474	Retail sale of information and communications equipment in specialized stores	289	387	611	293	485	94	126
G475	Retail sale of other household equipment in specialized stores	631	2,989	2,134	2,918	2,123	72	11
G476	Retail sale of cultural and recreation goods in specialized stores	105	295	418	268	391	27	27
G477	Retail sale of other goods in specialized stores	1,313	2,953	4,642	2,953	4,294	-	348
G479	Retail trade not in stores, stalls or markets	S	S	S	S	S	S	S
V - Bicol Region		5,944	27,103	22,239	25,832	21,341	1,271	899
G451	Sale of motor vehicles	38	621	270	621	270	-	-
G452	Maintenance and repair of motor vehicles	185	831	160	781	128	50	32
G453	Sale of motor vehicle parts and accessories	195	692	456	692	456	-	-
G454	Sale, maintenance and repair of motorcycles and related parts and accessories	331	1,397	719	1,254	575	144	144
G461	Wholesale on a fee or contract basis	27	240	273	240	273	-	-
G462	Wholesale of agricultural raw materials and live animals	111	1,011	393	886	327	125	66
G463	Wholesale of food, beverages and tobacco	227	2,909	1,032	2,876	990	33	41
G464	Wholesale of household goods	282	1,697	1,265	1,598	1,176	99	88
G465	Wholesale of machinery, equipment and supplies	139	448	209	436	175	12	34
G466	Other specialized wholesale	137	1,088	345	1,088	345	-	-
G471	Retail sale in non-specialized stores	481	3,122	4,800	3,011	4,693	110	106
G472	Retail sale of food, beverages and tobacco in specialized stores	602	2,028	1,538	1,691	1,434	337	104
G473	Retail sale of automotive fuel in specialized stores	333	1,632	1,476	1,607	1,449	25	26

Table 2 Number of Establishments and Employment by Type and Sex for Wholesale and Retail Trade; Repair of Motor Vehicles and Motorcycles Establishments by Region and Industry Group: Philippines, 2018*(Details may not add-up to total due to rounding and/or statistical disclosure control)**Continued*

2009 PSIC Code	Region / Industry Description	Number of Establishments	Employment as of 15 November 2018					
			Total		Paid		Unpaid	
			Male	Female	Male	Female	Male	Female
		(1)	(2)	(3)	(4)	(5)	(6)	(7)
G474	Retail sale of information and communications equipment in specialized stores	173	275	469	270	463	5	5
G475	Retail sale of other household equipment in specialized stores	810	3,852	2,542	3,664	2,339	188	203
G476	Retail sale of cultural and recreation goods in specialized stores	136	363	782	359	778	4	4
G477	Retail sale of other goods in specialized stores	1,719	4,858	5,482	4,719	5,445	139	38
G479	Retail trade not in stores, stalls or markets	17	37	31	37	23	-	7
	VI - Western Visayas	9,405	44,197	44,340	43,290	43,485	907	855
G451	Sale of motor vehicles	121	1,420	806	1,413	795	7	12
G452	Maintenance and repair of motor vehicles	193	1,344	355	1,292	352	51	3
G453	Sale of motor vehicle parts and accessories	216	1,001	569	931	569	70	-
G454	Sale, maintenance and repair of motorcycles and related parts and accessories	910	4,913	3,375	4,769	3,303	144	72
G461	Wholesale on a fee or contract basis	21	245	125	235	125	10	-
G462	Wholesale of agricultural raw materials and live animals	148	770	622	725	589	45	33
G463	Wholesale of food, beverages and tobacco	227	3,093	1,274	3,087	1,271	6	3
G464	Wholesale of household goods	350	2,227	1,921	2,227	1,921	-	-
G465	Wholesale of machinery, equipment and supplies	79	478	249	463	233	16	16
G466	Other specialized wholesale	207	1,745	732	1,668	684	77	48
G471	Retail sale in non-specialized stores	933	7,030	10,832	6,972	10,725	58	107
G472	Retail sale of food, beverages and tobacco in specialized stores	671	2,740	1,244	2,607	1,061	133	183
G473	Retail sale of automotive fuel in specialized stores	426	2,335	1,333	2,335	1,333	-	-
G474	Retail sale of information and communications equipment in specialized stores	517	1,335	1,824	1,272	1,761	63	63
G475	Retail sale of other household equipment in specialized stores	1,109	6,520	4,483	6,366	4,319	154	164
G476	Retail sale of cultural and recreation goods in specialized stores	274	773	952	742	952	31	-
G477	Retail sale of other goods in specialized stores	2,965	6,178	13,523	6,134	13,382	43	142
G479	Retail trade not in stores, stalls or markets	38	51	119	51	110	-	9

Table 2 Number of Establishments and Employment by Type and Sex for Wholesale and Retail Trade; Repair of Motor Vehicles and Motorcycles Establishments by Region and Industry Group: Philippines, 2018*(Details may not add-up to total due to rounding and/or statistical disclosure control)**Continued*

Continued

2009 PSIC Code	Region / Industry Description	Number of Establishments	Employment as of 15 November 2018					
			Total		Paid		Unpaid	
			Male	Female	Male	Female	Male	Female
		(1)	(2)	(3)	(4)	(5)	(6)	(7)
VII - Central Visayas		11,642	66,630	58,157	65,652	57,390	978	768
G451	Sale of motor vehicles	206	3,264	1,654	3,253	1,654	11	-
G452	Maintenance and repair of motor vehicles	272	1,971	446	1,958	446	13	-
G453	Sale of motor vehicle parts and accessories	408	2,219	1,525	2,219	1,455	-	70
G454	Sale, maintenance and repair of motorcycles and related parts and accessories	486	4,379	2,054	4,379	2,054	-	-
G461	Wholesale on a fee or contract basis	38	297	224	290	216	8	8
G462	Wholesale of agricultural raw materials and live animals	118	570	400	497	399	73	1
G463	Wholesale of food, beverages and tobacco	233	3,049	1,119	3,001	1,112	48	8
G464	Wholesale of household goods	494	2,658	2,644	2,656	2,644	3	-
G465	Wholesale of machinery, equipment and supplies	216	1,516	850	1,509	836	7	14
G466	Other specialized wholesale	362	3,144	1,551	3,112	1,476	31	75
G469	Non-specialized wholesale trade	8	88	59	88	59	-	-
G471	Retail sale in non-specialized stores	1,032	10,054	15,539	9,930	15,432	124	108
G472	Retail sale of food, beverages and tobacco in specialized stores	1,386	5,366	3,223	5,302	3,103	64	120
G473	Retail sale of automotive fuel in specialized stores	419	2,746	1,767	2,733	1,767	13	-
G474	Retail sale of information and communications equipment in specialized stores	461	1,941	1,821	1,941	1,821	-	-
G475	Retail sale of other household equipment in specialized stores	1,676	11,431	6,354	11,192	6,186	238	168
G476	Retail sale of cultural and recreation goods in specialized stores	217	774	1,135	774	1,135	-	-
G477	Retail sale of other goods in specialized stores	3,571	11,088	15,706	10,743	15,509	346	197
G479	Retail trade not in stores, stalls or markets	41	75	87	75	87	-	-
VIII - Eastern Visayas		6,429	23,974	19,367	22,622	17,407	1,353	1,960
G451	Sale of motor vehicles	70	589	305	589	305	-	-
G452	Maintenance and repair of motor vehicles	147	956	103	893	103	64	-
G453	Sale of motor vehicle parts and accessories	221	782	546	676	440	106	106

Table 2 Number of Establishments and Employment by Type and Sex for Wholesale and Retail Trade; Repair of Motor Vehicles and Motorcycles Establishments by Region and Industry Group: Philippines, 2018*(Details may not add-up to total due to rounding and/or statistical disclosure control)**Continued*

2009 PSIC Code	Region / Industry Description	Number of Establishments	Employment as of 15 November 2018					
			Total		Paid		Unpaid	
			Male	Female	Male	Female	Male	Female
		(1)	(2)	(3)	(4)	(5)	(6)	(7)
G454	Sale, maintenance and repair of motorcycles and related parts and accessories	352	1,103	965	1,030	965	73	-
G461	Wholesale on a fee or contract basis	9	22	14	17	4	5	10
G462	Wholesale of agricultural raw materials and live animals	123	765	213	705	148	60	64
G463	Wholesale of food, beverages and tobacco	182	1,749	593	1,699	474	50	119
G464	Wholesale of household goods	213	1,014	710	902	591	112	119
G465	Wholesale of machinery, equipment and supplies	82	299	163	299	146	-	17
G466	Other specialized wholesale	171	910	318	865	311	45	7
G471	Retail sale in non-specialized stores	448	2,246	3,974	2,200	3,670	46	305
G472	Retail sale of food, beverages and tobacco in specialized stores	827	1,920	1,180	1,775	857	145	323
G473	Retail sale of automotive fuel in specialized stores	402	2,187	984	2,171	983	16	1
G474	Retail sale of information and communications equipment in specialized stores	394	1,016	1,141	1,016	1,141	-	-
G475	Retail sale of other household equipment in specialized stores	896	3,905	2,733	3,685	2,482	220	251
G476	Retail sale of cultural and recreation goods in specialized stores	249	503	661	460	641	43	20
G477	Retail sale of other goods in specialized stores	1,643	4,010	4,764	3,642	4,146	367	619
IX - Zamboanga Peninsula		7,248	25,450	24,085	24,411	22,738	1,039	1,347
G451	Sale of motor vehicles	84	593	245	593	245	-	-
G452	Maintenance and repair of motor vehicles	76	579	104	552	85	28	19
G453	Sale of motor vehicle parts and accessories	138	482	289	465	289	17	-
G454	Sale, maintenance and repair of motorcycles and related parts and accessories	646	2,461	1,974	2,461	1,974	-	-
G461	Wholesale on a fee or contract basis	32	281	262	277	258	4	4
G462	Wholesale of agricultural raw materials and live animals	228	1,501	441	1,483	359	19	83
G463	Wholesale of food, beverages and tobacco	243	1,647	819	1,589	773	57	46
G464	Wholesale of household goods	158	1,010	961	1,008	924	2	37
G465	Wholesale of machinery, equipment and supplies	98	153	121	136	121	18	-
G466	Other specialized wholesale	195	1,005	371	990	364	15	8

Table 2 Number of Establishments and Employment by Type and Sex for Wholesale and Retail Trade; Repair of Motor Vehicles and Motorcycles Establishments by Region and Industry Group: Philippines, 2018*(Details may not add-up to total due to rounding and/or statistical disclosure control)**Continued*

2009 PSIC Code	Region / Industry Description	Number of Establishments	Employment as of 15 November 2018					
			Total		Paid		Unpaid	
			Male	Female	Male	Female	Male	Female
		(1)	(2)	(3)	(4)	(5)	(6)	(7)
G471	Retail sale in non-specialized stores	913	3,038	5,016	3,004	4,736	35	280
G472	Retail sale of food, beverages and tobacco in specialized stores	662	2,253	1,219	2,009	1,141	244	78
G473	Retail sale of automotive fuel in specialized stores	359	1,776	720	1,736	720	40	-
G474	Retail sale of information and communications equipment in specialized stores	267	742	914	742	906	-	8
G475	Retail sale of other household equipment in specialized stores	765	3,390	2,517	3,263	2,258	127	259
G476	Retail sale of cultural and recreation goods in specialized stores	113	333	338	333	338	-	-
G477	Retail sale of other goods in specialized stores	2,263	4,207	7,754	3,773	7,237	434	517
G479	Retail trade not in stores, stalls or markets	9	-	19	-	9	-	9
	X - Northern Mindanao	8,063	33,983	33,157	32,619	31,976	1,365	1,181
G451	Sale of motor vehicles	101	2,133	775	2,133	775	-	-
G452	Maintenance and repair of motor vehicles	176	858	231	797	229	60	2
G453	Sale of motor vehicle parts and accessories	274	1,429	998	1,429	998	-	-
G454	Sale, maintenance and repair of motorcycles and related parts and accessories	732	2,883	1,867	2,715	1,793	169	74
G461	Wholesale on a fee or contract basis	15	69	40	69	40	-	-
G462	Wholesale of agricultural raw materials and live animals	123	1,366	543	1,304	504	63	39
G463	Wholesale of food, beverages and tobacco	208	2,433	867	2,425	840	8	27
G464	Wholesale of household goods	253	1,526	1,234	1,504	1,203	22	31
G465	Wholesale of machinery, equipment and supplies	107	291	423	290	423	1	-
G466	Other specialized wholesale	162	2,308	1,080	2,170	992	139	88
G469	Non-specialized wholesale trade	30	315	158	315	158	-	-
G471	Retail sale in non-specialized stores	935	4,335	6,734	4,175	6,493	160	241
G472	Retail sale of food, beverages and tobacco in specialized stores	775	1,309	1,010	1,292	920	17	90
G473	Retail sale of automotive fuel in specialized stores	497	1,938	1,859	1,938	1,858	-	1
G474	Retail sale of information and communications equipment in specialized stores	569	936	1,874	936	1,812	-	63

Table 2 Number of Establishments and Employment by Type and Sex for Wholesale and Retail Trade; Repair of Motor Vehicles and Motorcycles Establishments by Region and Industry Group: Philippines, 2018*(Details may not add-up to total due to rounding and/or statistical disclosure control)**Continued*

2009 PSIC Code	Region / Industry Description	Number of Establishments	Employment as of 15 November 2018					
			Total		Paid		Unpaid	
			Male	Female	Male	Female	Male	Female
		(1)	(2)	(3)	(4)	(5)	(6)	(7)
G475	Retail sale of other household equipment in specialized stores	622	3,751	2,671	3,726	2,655	25	17
G476	Retail sale of cultural and recreation goods in specialized stores	147	466	629	429	592	37	37
G477	Retail sale of other goods in specialized stores	2,328	5,628	10,155	4,963	9,683	666	472
G479	Retail trade not in stores, stalls or markets	9	9	9	9	9	-	-
XI - Davao Region		8,425	46,694	39,863	46,468	38,919	226	944
G451	Sale of motor vehicles	118	1,862	755	1,816	755	47	-
G452	Maintenance and repair of motor vehicles	225	1,452	343	1,422	343	31	-
G453	Sale of motor vehicle parts and accessories	357	1,957	921	1,957	921	-	-
G454	Sale, maintenance and repair of motorcycles and related parts and accessories	579	2,986	1,550	2,986	1,550	-	-
G461	Wholesale on a fee or contract basis	74	1,373	564	1,368	557	5	8
G462	Wholesale of agricultural raw materials and live animals	157	1,015	435	1,015	429	-	6
G463	Wholesale of food, beverages and tobacco	238	3,642	1,062	3,621	1,033	21	28
G464	Wholesale of household goods	332	2,743	1,856	2,743	1,831	-	25
G465	Wholesale of machinery, equipment and supplies	82	1,089	560	1,088	558	1	2
G466	Other specialized wholesale	266	2,932	1,402	2,893	1,385	38	17
G469	Non-specialized wholesale trade	9	17	9	17	9	-	-
G471	Retail sale in non-specialized stores	628	7,495	10,067	7,479	9,978	16	89
G472	Retail sale of food, beverages and tobacco in specialized stores	561	1,464	1,281	1,464	1,105	-	176
G473	Retail sale of automotive fuel in specialized stores	464	2,672	1,821	2,632	1,780	41	41
G474	Retail sale of information and communications equipment in specialized stores	558	859	1,954	859	1,640	-	314
G475	Retail sale of other household equipment in specialized stores	584	5,398	2,893	5,371	2,845	27	49
G476	Retail sale of cultural and recreation goods in specialized stores	181	370	634	370	634	-	-
G477	Retail sale of other goods in specialized stores	2,994	7,334	11,673	7,334	11,482	-	191
G479	Retail trade not in stores, stalls or markets	21	32	83	32	83	-	-

Table 2 Number of Establishments and Employment by Type and Sex for Wholesale and Retail Trade; Repair of Motor Vehicles and Motorcycles Establishments by Region and Industry Group: Philippines, 2018

(Details may not add-up to total due to rounding and/or statistical disclosure control)

Continued

2009 PSIC Code	Region / Industry Description	Number of Establishments	Employment as of 15 November 2018					
			Total		Paid		Unpaid	
			Male	Female	Male	Female	Male	Female
		(1)	(2)	(3)	(4)	(5)	(6)	(7)
XII - SOCCSKSARGEN		7,783	31,871	27,148	30,600	25,409	1,272	1,739
G451	Sale of motor vehicles	68	628	305	622	305	6	-
G452	Maintenance and repair of motor vehicles	221	927	179	788	170	139	9
G453	Sale of motor vehicle parts and accessories	305	1,149	842	1,044	738	105	105
G454	Sale, maintenance and repair of motorcycles and related parts and accessories	460	2,553	1,523	2,553	1,523	-	-
G461	Wholesale on a fee or contract basis	53	307	194	307	194	-	-
G462	Wholesale of agricultural raw materials and live animals	192	1,524	546	1,419	505	105	41
G463	Wholesale of food, beverages and tobacco	179	1,704	790	1,678	743	26	47
G464	Wholesale of household goods	251	1,206	955	1,206	916	-	39
G465	Wholesale of machinery, equipment and supplies	113	423	153	423	153	-	-
G466	Other specialized wholesale	130	1,124	510	1,061	457	64	53
G471	Retail sale in non-specialized stores	652	3,695	5,903	3,626	5,793	70	110
G472	Retail sale of food, beverages and tobacco in specialized stores	778	2,523	1,758	2,377	1,758	146	-
G473	Retail sale of automotive fuel in specialized stores	447	2,514	1,620	2,501	1,607	13	13
G474	Retail sale of information and communications equipment in specialized stores	834	627	2,276	627	2,025	-	251
G475	Retail sale of other household equipment in specialized stores	1,031	5,149	2,575	5,007	2,345	142	230
G476	Retail sale of cultural and recreation goods in specialized stores	248	530	759	530	759	-	-
G477	Retail sale of other goods in specialized stores	1,804	5,229	6,162	4,780	5,350	449	813
G479	Retail trade not in stores, stalls or markets	15	58	99	51	70	7	29
XIII - Caraga		5,390	17,745	20,001	16,315	18,652	1,430	1,348
G451	Sale of motor vehicles	27	319	169	319	169	-	-
G452	Maintenance and repair of motor vehicles	80	403	269	384	250	19	19
G453	Sale of motor vehicle parts and accessories	138	492	300	424	232	67	67

Table 2 Number of Establishments and Employment by Type and Sex for Wholesale and Retail Trade; Repair of Motor Vehicles and Motorcycles Establishments by Region and Industry Group: Philippines, 2018*(Details may not add-up to total due to rounding and/or statistical disclosure control)**Continued*

2009 PSIC Code	Region / Industry Description	Number of Establishments	Employment as of 15 November 2018					
			Total		Paid		Unpaid	
			Male	Female	Male	Female	Male	Female
		(1)	(2)	(3)	(4)	(5)	(6)	(7)
G454	Sale, maintenance and repair of motorcycles and related parts and accessories	586	2,137	1,670	1,705	1,598	431	72
G461	Wholesale on a fee or contract basis	S	S	S	S	S	S	S
G462	Wholesale of agricultural raw materials and live animals	158	1,117	310	1,065	244	52	66
G463	Wholesale of food, beverages and tobacco	100	766	470	744	450	22	20
G464	Wholesale of household goods	133	455	448	455	447	-	1
G465	Wholesale of machinery, equipment and supplies	75	236	165	232	161	4	4
G466	Other specialized wholesale	107	622	497	437	336	185	161
G471	Retail sale in non-specialized stores	847	2,417	3,971	2,350	3,631	67	341
G472	Retail sale of food, beverages and tobacco in specialized stores	448	1,328	1,187	1,240	1,099	88	88
G473	Retail sale of automotive fuel in specialized stores	253	1,210	687	1,209	686	1	1
G474	Retail sale of information and communications equipment in specialized stores	304	709	826	646	700	63	126
G475	Retail sale of other household equipment in specialized stores	475	2,568	1,448	2,547	1,434	21	14
G476	Retail sale of cultural and recreation goods in specialized stores	140	248	298	248	254	-	43
G477	Retail sale of other goods in specialized stores	1,508	2,586	6,914	2,183	6,588	402	325
G479	Retail trade not in stores, stalls or markets	S	S	S	S	S	S	S
	Autonomous Region in Muslim Mindanao	1,984	3,802	3,614	3,138	3,117	664	497
G451	Sale of motor vehicles	11	32	11	32	11	-	-
G453	Sale of motor vehicle parts and accessories	106	156	187	156	187	-	-
G454	Sale, maintenance and repair of motorcycles and related parts and accessories	144	216	72	144	72	72	-
G462	Wholesale of agricultural raw materials and live animals	64	252	27	243	20	9	7
G463	Wholesale of food, beverages and tobacco	51	383	143	308	82	76	61
G464	Wholesale of household goods	22	44	22	44	22	-	-
G465	Wholesale of machinery, equipment and supplies	19	68	10	68	10	-	-
G466	Other specialized wholesale	39	189	88	175	74	14	14

Table 2 Number of Establishments and Employment by Type and Sex for Wholesale and Retail Trade; Repair of Motor Vehicles and Motorcycles Establishments by Region and Industry Group: Philippines, 2018*(Details may not add-up to total due to rounding and/or statistical disclosure control)**Concluded*

2009 PSIC Code	Region / Industry Description	Number of Establishments	Employment as of 15 November 2018					
			Total		Paid		Unpaid	
			Male	Female	Male	Female	Male	Female
		(1)	(2)	(3)	(4)	(5)	(6)	(7)
G471	Retail sale in non-specialized stores	260	625	260	520	154	105	106
G472	Retail sale of food, beverages and tobacco in specialized stores	134	277	348	131	129	146	219
G473	Retail sale of automotive fuel in specialized stores	91	495	196	495	196	-	-
G474	Retail sale of information and communications equipment in specialized stores	71	48	95	40	87	8	8
G475	Retail sale of other household equipment in specialized stores	60	298	91	291	87	7	4
G476	Retail sale of cultural and recreation goods in specialized stores	30	-	30	-	30	-	-
G477	Retail sale of other goods in specialized stores	871	717	2,024	491	1,946	226	77
G479	Retail trade not in stores, stalls or markets	11	-	11	-	11	-	-

Note : “-” – Zero Value

S – Suppressed Data

Source: Philippine Statistics Authority, 2018 Census of Philippine Business and Industry

Table 2.1 Number of Establishments and Workers on Sub-Contract Agreement by Sex for Wholesale and Retail Trade; Repair of Motor Vehicles and Motorcycles Establishments by Region and Industry Group: Philippines, 2018*(Details may not add-up to total due to rounding and/or statistical disclosure control.)*

2009 PSIC Code	Region / Industry Description	Number of Establishments	Workers on Sub-Contract Agreement as of 15 November 2018		
			Total	Male	Female
		(1)	(2)	(3)	(4)
	Philippines	137,674	107,658	69,181	38,476
G451	Sale of motor vehicles	1,595	3,136	2,740	396
G452	Maintenance and repair of motor vehicles	2,991	1,555	1,514	41
G453	Sale of motor vehicle parts and accessories	4,837	1,682	1,297	384
G454	Sale, maintenance and repair of motorcycles and related parts and accessories	8,501	1,152	970	183
G461	Wholesale on a fee or contract basis	518	1,698	765	933
G462	Wholesale of agricultural raw materials and live animals	2,430	650	492	158
G463	Wholesale of food, beverages and tobacco	3,508	6,846	5,604	1,243
G464	Wholesale of household goods	6,370	15,329	9,299	6,030
G465	Wholesale of machinery, equipment and supplies	2,810	2,898	2,380	517
G466	Other specialized wholesale	4,173	4,727	3,863	865
G469	Non-specialized wholesale trade	93	187	112	75
G471	Retail sale in non-specialized stores	13,478	33,675	17,507	16,167
G472	Retail sale of food, beverages and tobacco in specialized stores	11,793	2,103	1,218	885
G473	Retail sale of automotive fuel in specialized stores	7,074	3,355	2,411	944
G474	Retail sale of information and communications equipment in specialized stores	6,782	2,539	1,240	1,299
G475	Retail sale of other household equipment in specialized stores	17,389	15,361	11,328	4,034
G476	Retail sale of cultural and recreation goods in specialized stores	3,374	529	254	275
G477	Retail sale of other goods in specialized stores	39,585	9,664	5,873	3,791
G479	Retail trade not in stores, stalls or markets	373	573	316	257
	National Capital Region	21,366	42,290	27,111	15,179
G451	Sale of motor vehicles	279	1,566	1,329	237
G452	Maintenance and repair of motor vehicles	387	322	313	9
G453	Sale of motor vehicle parts and accessories	688	613	451	162

Continued

Table 2.1 Number of Establishments and Workers on Sub-Contract Agreement by Sex for Wholesale and Retail Trade; Repair of Motor Vehicles and Motorcycles Establishments by Region and Industry Group: Philippines, 2018*(Details may not add-up to total due to rounding and/or statistical disclosure control.)*

2009 PSIC Code	Region / Industry Description	Number of Establishments	Workers on Sub-Contract Agreement as of 15 November 2018		
			Total	Male	Female
		(1)	(2)	(3)	(4)
G454	Sale, maintenance and repair of motorcycles and related parts and accessories	556	183	151	32
G461	Wholesale on a fee or contract basis	170	370	273	97
G462	Wholesale of agricultural raw materials and live animals	217	25	16	9
G463	Wholesale of food, beverages and tobacco	563	3,978	3,288	690
G464	Wholesale of household goods	2,144	9,968	5,640	4,327
G465	Wholesale of machinery, equipment and supplies	1,189	2,460	2,023	437
G466	Other specialized wholesale	1,043	2,472	1,954	518
G469	Non-specialized wholesale trade	28	-	-	-
G471	Retail sale in non-specialized stores	1,344	8,573	4,437	4,136
G472	Retail sale of food, beverages and tobacco in specialized stores	941	514	296	218
G473	Retail sale of automotive fuel in specialized stores	619	1,357	1,015	342
G474	Retail sale of information and communications equipment in specialized stores	770	1,411	711	699
G475	Retail sale of other household equipment in specialized stores	2,746	1,976	1,512	465
G476	Retail sale of cultural and recreation goods in specialized stores	539	151	106	45
G477	Retail sale of other goods in specialized stores	7,048	5,837	3,339	2,498
G479	Retail trade not in stores, stalls or markets	96	514	257	257
	Cordillera Administrative Region	4,683	936	510	426
G451	Sale of motor vehicles	37	-	-	-
G452	Maintenance and repair of motor vehicles	130	-	-	-
G453	Sale of motor vehicle parts and accessories	188	-	-	-
G454	Sale, maintenance and repair of motorcycles and related parts and accessories	293	-	-	-
G461	Wholesale on a fee or contract basis	12	12	12	-
G462	Wholesale of agricultural raw materials and live animals	74	-	-	-
G463	Wholesale of food, beverages and tobacco	126	-	-	-
G464	Wholesale of household goods	144	-	-	-

Table 2.1 Number of Establishments and Workers on Sub-Contract Agreement by Sex for Wholesale and Retail Trade; Repair of Motor Vehicles and Motorcycles Establishments by Region and Industry Group: Philippines, 2018

(Details may not add-up to total due to rounding and/or statistical disclosure control.)

2009 PSIC Code	Region / Industry Description	Number of Establishments	Workers on Sub-Contract Agreement as of 15 November 2018		
			Total	Male	Female
		(1)	(2)	(3)	(4)
G465	Wholesale of machinery, equipment and supplies	41	-	-	-
G466	Other specialized wholesale	97	-	-	-
G471	Retail sale in non-specialized stores	376	654	369	286
G472	Retail sale of food, beverages and tobacco in specialized stores	391	-	-	-
G473	Retail sale of automotive fuel in specialized stores	346	11	9	2
G474	Retail sale of information and communications equipment in specialized stores	312	126	-	126
G475	Retail sale of other household equipment in specialized stores	820	133	120	13
G476	Retail sale of cultural and recreation goods in specialized stores	110	-	-	-
G477	Retail sale of other goods in specialized stores	1,161	-	-	-
G479	Retail trade not in stores, stalls or markets	24	-	-	-
I - Ilocos Region		5,820	1,546	1,116	429
G451	Sale of motor vehicles	72	8	8	-
G452	Maintenance and repair of motor vehicles	159	9	9	-
G453	Sale of motor vehicle parts and accessories	354	74	74	-
G454	Sale, maintenance and repair of motorcycles and related parts and accessories	285	-	-	-
G462	Wholesale of agricultural raw materials and live animals	91	-	-	-
G463	Wholesale of food, beverages and tobacco	157	140	105	36
G464	Wholesale of household goods	273	2	2	-
G465	Wholesale of machinery, equipment and supplies	108	-	-	-
G466	Other specialized wholesale	244	22	17	5
G469	Non-specialized wholesale trade	5	-	-	-
G471	Retail sale in non-specialized stores	793	782	519	263
G472	Retail sale of food, beverages and tobacco in specialized stores	525	-	-	-
G473	Retail sale of automotive fuel in specialized stores	294	-	-	-

Continued

Table 2.1 Number of Establishments and Workers on Sub-Contract Agreement by Sex for Wholesale and Retail Trade; Repair of Motor Vehicles and Motorcycles Establishments by Region and Industry Group: Philippines, 2018*(Details may not add-up to total due to rounding and/or statistical disclosure control.)*

2009 PSIC Code	Region / Industry Description	Number of Establishments	Workers on Sub-Contract Agreement as of 15 November 2018		
			Total	Male	Female
		(1)	(2)	(3)	(4)
G474	Retail sale of information and communications equipment in specialized stores	350	-	-	-
G475	Retail sale of other household equipment in specialized stores	815	431	326	105
G476	Retail sale of cultural and recreation goods in specialized stores	110	23	5	18
G477	Retail sale of other goods in specialized stores	1,173	54	52	2
G479	Retail trade not in stores, stalls or markets	10	-	-	-
II - Cagayan Valley		5,470	1,208	868	340
G451	Sale of motor vehicles	68	6	6	-
G452	Maintenance and repair of motor vehicles	152	-	-	-
G453	Sale of motor vehicle parts and accessories	261	3	3	-
G454	Sale, maintenance and repair of motorcycles and related parts and accessories	365	-	-	-
G462	Wholesale of agricultural raw materials and live animals	162	136	136	-
G463	Wholesale of food, beverages and tobacco	87	84	77	7
G464	Wholesale of household goods	305	145	113	32
G465	Wholesale of machinery, equipment and supplies	69	6	6	-
G466	Other specialized wholesale	183	34	16	18
G471	Retail sale in non-specialized stores	337	642	394	248
G472	Retail sale of food, beverages and tobacco in specialized stores	669	-	-	-
G473	Retail sale of automotive fuel in specialized stores	358	39	39	-
G474	Retail sale of information and communications equipment in specialized stores	390	-	-	-
G475	Retail sale of other household equipment in specialized stores	705	78	66	12
G476	Retail sale of cultural and recreation goods in specialized stores	199	-	-	-
G477	Retail sale of other goods in specialized stores	1,151	34	11	23
G479	Retail trade not in stores, stalls or markets	9	-	-	-

Table 2.1 Number of Establishments and Workers on Sub-Contract Agreement by Sex for Wholesale and Retail Trade; Repair of Motor Vehicles and Motorcycles Establishments by Region and Industry Group: Philippines, 2018*(Details may not add-up to total due to rounding and/or statistical disclosure control.)*

Continued					
2009 PSIC Code	Region / Industry Description	Number of Establishments	Workers on Sub-Contract Agreement as of 15 November 2018		
			Total	Male	Female
		(1)	(2)	(3)	(4)
	III - Central Luzon	10,554	17,196	11,553	5,643
G451	Sale of motor vehicles	176	251	241	10
G452	Maintenance and repair of motor vehicles	233	45	41	4
G453	Sale of motor vehicle parts and accessories	331	578	487	91
G454	Sale, maintenance and repair of motorcycles and related parts and accessories	502	-	-	-
G461	Wholesale on a fee or contract basis	15	12	-	12
G462	Wholesale of agricultural raw materials and live animals	222	27	24	3
G463	Wholesale of food, beverages and tobacco	273	325	238	86
G464	Wholesale of household goods	466	2,979	1,824	1,155
G465	Wholesale of machinery, equipment and supplies	161	40	28	12
G466	Other specialized wholesale	362	667	546	122
G469	Non-specialized wholesale trade	5	-	-	-
G471	Retail sale in non-specialized stores	1,222	5,046	2,622	2,424
G472	Retail sale of food, beverages and tobacco in specialized stores	650	44	44	-
G473	Retail sale of automotive fuel in specialized stores	671	131	99	32
G474	Retail sale of information and communications equipment in specialized stores	183	71	71	-
G475	Retail sale of other household equipment in specialized stores	1,435	6,781	5,177	1,604
G476	Retail sale of cultural and recreation goods in specialized stores	259	4	1	3
G477	Retail sale of other goods in specialized stores	3,376	193	109	84
G479	Retail trade not in stores, stalls or markets	12	-	-	-
	IVA - CALABARZON	12,537	13,180	8,132	5,049
G451	Sale of motor vehicles	105	598	463	135
G452	Maintenance and repair of motor vehicles	254	269	251	18
G453	Sale of motor vehicle parts and accessories	463	102	84	18

Table 2.1 Number of Establishments and Workers on Sub-Contract Agreement by Sex for Wholesale and Retail Trade; Repair of Motor Vehicles and Motorcycles Establishments by Region and Industry Group: Philippines, 2018*(Details may not add-up to total due to rounding and/or statistical disclosure control.)*

2009 PSIC Code	Region / Industry Description	Number of Establishments	Workers on Sub-Contract Agreement as of 15 November 2018		
			Total	Male	Female
			(1)	(2)	(3)
G454	Sale, maintenance and repair of motorcycles and related parts and accessories	665	-	-	-
G461	Wholesale on a fee or contract basis	48	95	83	12
G462	Wholesale of agricultural raw materials and live animals	120	2	2	-
G463	Wholesale of food, beverages and tobacco	292	404	347	57
G464	Wholesale of household goods	349	1,061	773	288
G465	Wholesale of machinery, equipment and supplies	154	117	97	20
G466	Other specialized wholesale	356	358	315	42
G469	Non-specialized wholesale trade	9	-	-	-
G471	Retail sale in non-specialized stores	1,855	7,722	4,168	3,553
G472	Retail sale of food, beverages and tobacco in specialized stores	1,477	-	-	-
G473	Retail sale of automotive fuel in specialized stores	788	389	255	134
G474	Retail sale of information and communications equipment in specialized stores	341	100	79	20
G475	Retail sale of other household equipment in specialized stores	2,207	774	554	221
G476	Retail sale of cultural and recreation goods in specialized stores	317	3	2	1
G477	Retail sale of other goods in specialized stores	2,698	1,187	658	529
G479	Retail trade not in stores, stalls or markets	38	-	-	-
	MIMAROPA	4,931	984	485	499
G451	Sale of motor vehicles	16	31	29	2
G452	Maintenance and repair of motor vehicles	102	-	-	-
G453	Sale of motor vehicle parts and accessories	195	1	1	-
G454	Sale, maintenance and repair of motorcycles and related parts and accessories	609	-	-	-
G461	Wholesale on a fee or contract basis	S	S	S	S
G462	Wholesale of agricultural raw materials and live animals	121	-	-	-
G463	Wholesale of food, beverages and tobacco	123	72	51	21
G464	Wholesale of household goods	202	54	32	22

Table 2.1 Number of Establishments and Workers on Sub-Contract Agreement by Sex for Wholesale and Retail Trade; Repair of Motor Vehicles and Motorcycles Establishments by Region and Industry Group: Philippines, 2018*(Details may not add-up to total due to rounding and/or statistical disclosure control.)*

2009 PSIC Code	Region / Industry Description	Number of Establishments	Workers on Sub-Contract Agreement as of 15 November 2018		
			Total	Male	Female
		(1)	(2)	(3)	(4)
G465	Wholesale of machinery, equipment and supplies	77	-	-	-
G466	Other specialized wholesale	111	3	3	-
G471	Retail sale in non-specialized stores	422	317	170	147
G472	Retail sale of food, beverages and tobacco in specialized stores	296	8	4	4
G473	Retail sale of automotive fuel in specialized stores	307	2	1	1
G474	Retail sale of information and communications equipment in specialized stores	289	364	105	259
G475	Retail sale of other household equipment in specialized stores	631	91	68	23
G476	Retail sale of cultural and recreation goods in specialized stores	105	-	-	-
G477	Retail sale of other goods in specialized stores	1,313	42	22	20
G479	Retail trade not in stores, stalls or markets	S	S	S	S
V - Bicol Region		5,944	2,272	1,507	765
G451	Sale of motor vehicles	38	44	42	2
G452	Maintenance and repair of motor vehicles	185	-	-	-
G453	Sale of motor vehicle parts and accessories	195	52	48	4
G454	Sale, maintenance and repair of motorcycles and related parts and accessories	331	-	-	-
G461	Wholesale on a fee or contract basis	27	2	2	-
G462	Wholesale of agricultural raw materials and live animals	111	23	20	3
G463	Wholesale of food, beverages and tobacco	227	71	49	22
G464	Wholesale of household goods	282	594	483	112
G465	Wholesale of machinery, equipment and supplies	139	39	39	-
G466	Other specialized wholesale	137	60	60	-
G471	Retail sale in non-specialized stores	481	685	360	325
G472	Retail sale of food, beverages and tobacco in specialized stores	602	352	176	176
G473	Retail sale of automotive fuel in specialized stores	333	-	-	-

Continued

Table 2.1 Number of Establishments and Workers on Sub-Contract Agreement by Sex for Wholesale and Retail Trade; Repair of Motor Vehicles and Motorcycles Establishments by Region and Industry Group: Philippines, 2018*(Details may not add-up to total due to rounding and/or statistical disclosure control.)*

2009 PSIC Code	Region / Industry Description	Number of Establishments	Workers on Sub-Contract Agreement as of 15 November 2018		
			Total	Male	Female
			(1)	(2)	(3)
G474	Retail sale of information and communications equipment in specialized stores	173	3	3	-
G475	Retail sale of other household equipment in specialized stores	810	335	217	118
G476	Retail sale of cultural and recreation goods in specialized stores	136	-	-	-
G477	Retail sale of other goods in specialized stores	1,719	13	9	4
G479	Retail trade not in stores, stalls or markets	17	-	-	-
VI - Western Visayas		9,405	3,322	2,554	768
G451	Sale of motor vehicles	121	89	85	3
G452	Maintenance and repair of motor vehicles	193	2	2	-
G453	Sale of motor vehicle parts and accessories	216	35	-	35
G454	Sale, maintenance and repair of motorcycles and related parts and accessories	910	-	-	-
G461	Wholesale on a fee or contract basis	21	12	12	-
G462	Wholesale of agricultural raw materials and live animals	148	2	2	-
G463	Wholesale of food, beverages and tobacco	227	649	617	32
G464	Wholesale of household goods	350	144	125	19
G465	Wholesale of machinery, equipment and supplies	79	-	-	-
G466	Other specialized wholesale	207	191	191	-
G471	Retail sale in non-specialized stores	933	1,000	671	330
G472	Retail sale of food, beverages and tobacco in specialized stores	671	78	78	-
G473	Retail sale of automotive fuel in specialized stores	426	23	18	4
G474	Retail sale of information and communications equipment in specialized stores	517	63	-	63
G475	Retail sale of other household equipment in specialized stores	1,109	395	333	62
G476	Retail sale of cultural and recreation goods in specialized stores	274	-	-	-
G477	Retail sale of other goods in specialized stores	2,965	640	420	220
G479	Retail trade not in stores, stalls or markets	38	-	-	-

Table 2.1 Number of Establishments and Workers on Sub-Contract Agreement by Sex for Wholesale and Retail Trade; Repair of Motor Vehicles and Motorcycles Establishments by Region and Industry Group: Philippines, 2018*(Details may not add-up to total due to rounding and/or statistical disclosure control.)*

2009 PSIC Code	Region / Industry Description	Number of Establishments	Workers on Sub-Contract Agreement as of 15 November 2018		
			Total	Male	Female
		(1)	(2)	(3)	(4)
	VII - Central Visayas	11,642	4,000	3,258	742
G451	Sale of motor vehicles	206	105	100	5
G452	Maintenance and repair of motor vehicles	272	317	317	-
G453	Sale of motor vehicle parts and accessories	408	41	41	-
G454	Sale, maintenance and repair of motorcycles and related parts and accessories	486	8	8	-
G461	Wholesale on a fee or contract basis	38	-	-	-
G462	Wholesale of agricultural raw materials and live animals	118	21	21	-
G463	Wholesale of food, beverages and tobacco	233	96	96	-
G464	Wholesale of household goods	494	25	15	10
G465	Wholesale of machinery, equipment and supplies	216	83	75	8
G466	Other specialized wholesale	362	125	110	15
G469	Non-specialized wholesale trade	8	-	-	-
G471	Retail sale in non-specialized stores	1,032	1,147	676	471
G472	Retail sale of food, beverages and tobacco in specialized stores	1,386	73	56	17
G473	Retail sale of automotive fuel in specialized stores	419	258	201	57
G474	Retail sale of information and communications equipment in specialized stores	461	3	3	-
G475	Retail sale of other household equipment in specialized stores	1,676	534	472	62
G476	Retail sale of cultural and recreation goods in specialized stores	217	41	14	27
G477	Retail sale of other goods in specialized stores	3,571	1,063	994	69
G479	Retail trade not in stores, stalls or markets	41	59	59	-
	VIII - Eastern Visayas	6,429	590	371	218
G451	Sale of motor vehicles	70	-	-	-
G452	Maintenance and repair of motor vehicles	147	159	159	-
G453	Sale of motor vehicle parts and accessories	221	10	10	-

Continued

Table 2.1 Number of Establishments and Workers on Sub-Contract Agreement by Sex for Wholesale and Retail Trade; Repair of Motor Vehicles and Motorcycles Establishments by Region and Industry Group: Philippines, 2018*(Details may not add-up to total due to rounding and/or statistical disclosure control.)*

2009 PSIC Code	Region / Industry Description	Number of Establishments	Workers on Sub-Contract Agreement of 15 November 2018			as
			Total	Male	Female	
		(1)	(2)	(3)	(4)	
G454	Sale, maintenance and repair of motorcycles and related parts and accessories	352	-	-	-	
G461	Wholesale on a fee or contract basis	9	-	-	-	
G462	Wholesale of agricultural raw materials and live animals	123	-	-	-	
G463	Wholesale of food, beverages and tobacco	182	12	11	1	
G464	Wholesale of household goods	213	15	15	-	
G465	Wholesale of machinery, equipment and supplies	82	-	-	-	
G466	Other specialized wholesale	171	41	41	-	
G471	Retail sale in non-specialized stores	448	188	90	98	
G472	Retail sale of food, beverages and tobacco in specialized stores	827	-	-	-	
G473	Retail sale of automotive fuel in specialized stores	402	3	3	-	
G474	Retail sale of information and communications equipment in specialized stores	394	-	-	-	
G475	Retail sale of other household equipment in specialized stores	896	8	8	-	
G476	Retail sale of cultural and recreation goods in specialized stores	249	148	30	118	
G477	Retail sale of other goods in specialized stores	1,643	6	5	1	
IX - Zamboanga Peninsula		7,248	479	382	97	
G451	Sale of motor vehicles	84	159	159	-	
G452	Maintenance and repair of motor vehicles	76	18	18	-	
G453	Sale of motor vehicle parts and accessories	138	-	-	-	
G454	Sale, maintenance and repair of motorcycles and related parts and accessories	646	3	2	1	
G461	Wholesale on a fee or contract basis	32	2	2	-	
G462	Wholesale of agricultural raw materials and live animals	228	18	18	-	
G463	Wholesale of food, beverages and tobacco	243	25	25	-	
G464	Wholesale of household goods	158	4	4	-	
G465	Wholesale of machinery, equipment and supplies	98	-	-	-	
G466	Other specialized wholesale	195	2	2	-	

Table 2.1 Number of Establishments and Workers on Sub-Contract Agreement by Sex for Wholesale and Retail Trade; Repair of Motor Vehicles and Motorcycles Establishments by Region and Industry Group: Philippines, 2018*(Details may not add-up to total due to rounding and/or statistical disclosure control.)*

2009 PSIC Code	Region / Industry Description	Number of Establishments	Workers on Sub-Contract Agreement as of 15 November 2018		
			Total	Male	Female
		(1)	(2)	(3)	(4)
G471	Retail sale in non-specialized stores	913	190	100	90
G472	Retail sale of food, beverages and tobacco in specialized stores	662	-	-	-
G473	Retail sale of automotive fuel in specialized stores	359	7	7	-
G474	Retail sale of information and communications equipment in specialized stores	267	16	16	-
G475	Retail sale of other household equipment in specialized stores	765	35	30	6
G476	Retail sale of cultural and recreation goods in specialized stores	113	-	-	-
G477	Retail sale of other goods in specialized stores	2,263	-	-	-
G479	Retail trade not in stores, stalls or markets	9	-	-	-
	X - Northern Mindanao	8,063	7,153	3,399	3,754
G451	Sale of motor vehicles	101	130	130	-
G452	Maintenance and repair of motor vehicles	176	50	40	10
G453	Sale of motor vehicle parts and accessories	274	68	42	26
G454	Sale, maintenance and repair of motorcycles and related parts and accessories	732	57	57	-
G461	Wholesale on a fee or contract basis	15	-	-	-
G462	Wholesale of agricultural raw materials and live animals	123	93	28	65
G463	Wholesale of food, beverages and tobacco	208	707	480	227
G464	Wholesale of household goods	253	18	18	-
G465	Wholesale of machinery, equipment and supplies	107	4	4	-
G466	Other specialized wholesale	162	253	237	16
G469	Non-specialized wholesale trade	30	187	112	75
G471	Retail sale in non-specialized stores	935	4,321	1,611	2,710
G472	Retail sale of food, beverages and tobacco in specialized stores	775	389	156	234
G473	Retail sale of automotive fuel in specialized stores	497	307	148	160
G474	Retail sale of information and communications equipment in specialized stores	569	6	-	6

Continued

Table 2.1 Number of Establishments and Workers on Sub-Contract Agreement by Sex for Wholesale and Retail Trade; Repair of Motor Vehicles and Motorcycles Establishments by Region and Industry Group: Philippines, 2018*(Details may not add-up to total due to rounding and/or statistical disclosure control.)*

2009 PSIC Code	Region / Industry Description	Number of Establishments	Workers on Sub-Contract Agreement as of 15 November 2018		
			Total	Male	Female
			(1)	(2)	(3)
					(4)
G475	Retail sale of other household equipment in specialized stores	622	432	244	188
G476	Retail sale of cultural and recreation goods in specialized stores	147	42	13	29
G477	Retail sale of other goods in specialized stores	2,328	88	80	7
G479	Retail trade not in stores, stalls or markets	9	-	-	-
	XI - Davao Region	8,425	7,722	4,772	2,950
G451	Sale of motor vehicles	118	134	134	-
G452	Maintenance and repair of motor vehicles	225	55	55	-
G53	Sale, of motor vehicle parts and accessories	357	101	52	49
G454	Sale, maintenance and repair of motorcycles and related parts and accessories	579	830	680	150
G461	Wholesale on a fee or contract basis	74	1,162	373	789
G462	Wholesale of agricultural raw materials and live animals	157	62	33	29
G463	Wholesale of food, beverages and tobacco	238	175	125	50
G464	Wholesale of household goods	332	264	210	54
G465	Wholesale of machinery, equipment and supplies	82	54	54	-
G466	Other specialized wholesale	266	296	201	95
G469	Non-specialized wholesale trade	9	-	-	-
G471	Retail sale in non-specialized stores	628	1,133	655	477
G472	Retail sale of food, beverages and tobacco in specialized stores	561	-	-	-
G473	Retail sale of automotive fuel in specialized stores	464	398	278	120
G474	Retail sale of information and communications equipment in specialized stores	558	251	126	126
G475	Retail sale of other household equipment in specialized stores	584	2,617	1,687	930
G476	Retail sale of cultural and recreation goods in specialized stores	181	104	71	33
G477	Retail sale of other goods in specialized stores	2,994	87	39	49
G479	Retail trade not in stores, stalls or markets	21	-	-	-

Table 2.1 Number of Establishments and Workers on Sub-Contract Agreement by Sex for Wholesale and Retail Trade; Repair of Motor Vehicles and Motorcycles Establishments by Region and Industry Group: Philippines, 2018*(Details may not add-up to total due to rounding and/or statistical disclosure control.)*

Continued					
2009 PSIC Code	Region / Industry Description	Number of Establishments	Workers on Sub-Contract Agreement as of 15 November 2018		
			Total	Male	Female
		(1)	(2)	(3)	(4)
XII - SOCCSKSARGEN		7,783	3,674	2,362	1,312
G451	Sale of motor vehicles	68	12	11	1
G452	Maintenance and repair of motor vehicles	221	309	309	-
G453	Sale of motor vehicle parts and accessories	305	5	5	-
G454	Sale, maintenance and repair of motorcycles and related parts and accessories	460	-	-	-
G461	Wholesale on a fee or contract basis	53	31	8	23
G462	Wholesale of agricultural raw materials and live animals	192	226	182	44
G463	Wholesale of food, beverages and tobacco	179	18	18	-
G464	Wholesale of household goods	251	34	24	10
G465	Wholesale of machinery, equipment and supplies	113	94	54	40
G466	Other specialized wholesale	130	166	132	34
G471	Retail sale in non-specialized stores	652	1,088	562	526
G472	Retail sale of food, beverages and tobacco in specialized stores	778	479	246	234
G473	Retail sale of automotive fuel in specialized stores	447	273	182	91
G474	Retail sale of information and communications equipment in specialized stores	834	126	126	-
G475	Retail sale of other household equipment in specialized stores	1,031	383	360	23
G476	Retail sale of cultural and recreation goods in specialized stores	248	14	14	-
G477	Retail sale of other goods in specialized stores	1,804	418	133	285
G479	Retail trade not in stores, stalls or markets	15	-	-	-
XIII - Caraga		5,390	1,104	800	304
G451	Sale of motor vehicles	27	2	2	-
G452	Maintenance and repair of motor vehicles	80	-	-	-
G453	Sale of motor vehicle parts and accessories	138	-	-	-
G454	Sale, maintenance and repair of motorcycles and related parts and accessories	586	72	72	-

Continued

Table 2.1 Number of Establishments and Workers on Sub-Contract Agreement by Sex for Wholesale and Retail Trade; Repair of Motor Vehicles and Motorcycles Establishments by Region and Industry Group: Philippines, 2018

(Details may not add-up to total due to rounding and/or statistical disclosure control.)

Continued

2009 PSIC Code	Region / Industry Description	Number of Establishments	Workers on Sub-Contract Agreement as of 15 November 2018		
			Total	Male	Female
		(1)	(2)	(3)	(4)
G461	Wholesale on a fee or contract basis	S	S	S	S
G462	Wholesale of agricultural raw materials and live animals	158	14	10	4
G463	Wholesale of food, beverages and tobacco	100	90	77	13
G464	Wholesale of household goods	133	22	22	-
G465	Wholesale of machinery, equipment and supplies	75	-	-	-
G466	Other specialized wholesale	107	37	37	-
G471	Retail sale in non-specialized stores	847	186	105	81
G472	Retail sale of food, beverages and tobacco in specialized stores	448	165	162	3
G473	Retail sale of automotive fuel in specialized stores	253	156	156	-
G474	Retail sale of information and communications equipment in specialized stores	304	-	-	-
G475	Retail sale of other household equipment in specialized stores	475	358	156	202
G476	Retail sale of cultural and recreation goods in specialized stores	140	-	-	-
G477	Retail sale of other goods in specialized stores	1,508	4	2	1
G479	Retail trade not in stores, stalls or markets	S	S	S	S
	Autonomous Region in Muslim Mindanao	1,984	-	-	-
G451	Sale of motor vehicles	11	-	-	-
G453	Sale of motor vehicle parts and accessories	106	-	-	-
G454	Sale, maintenance and repair of motorcycles and related parts and accessories	144	-	-	-
G462	Wholesale of agricultural raw materials and live animals	64	-	-	-
G463	Wholesale of food, beverages and tobacco	51	-	-	-
G464	Wholesale of household goods	22	-	-	-
G465	Wholesale of machinery, equipment and supplies	19	-	-	-
G466	Other specialized wholesale	39	-	-	-
G471	Retail sale in non-specialized stores	260	-	-	-
G472	Retail sale of food, beverages and tobacco in specialized stores	134	-	-	-

Table 2.1 Number of Establishments and Workers on Sub-Contract Agreement by Sex for Wholesale and Retail Trade; Repair of Motor Vehicles and Motorcycles Establishments by Region and Industry Group: Philippines, 2018*(Details may not add-up to total due to rounding and/or statistical disclosure control.)*

2009 PSIC Code	Region / Industry Description	Number of Establishments	Workers on Sub-Contract Agreement as of 15 November 2018		
			Total	Male	Female
		(1)	(2)	(3)	(4)
G473	Retail sale of automotive fuel in specialized stores	91	-	-	-
G474	Retail sale of information and communications equipment in specialized stores	71	-	-	-
G475	Retail sale of other household equipment in specialized stores	60	-	-	-
G476	Retail sale of cultural and recreation goods in specialized stores	30	-	-	-
G477	Retail sale of other goods in specialized stores	871	-	-	-
G479	Retail trade not in stores, stalls or markets	11	-	-	-

Note: "-" – Zero Value

S – Suppressed Data

Source: Philippine Statistics Authority, 2018 Census of Philippine Business and Industry

Table 3 Number of Establishments and Compensation by Type for Wholesale and Retail Trade; Repair of Motor Vehicles and Motorcycles Establishments by Region and Industry Group: Philippines, 2018*(Values are in thousand PhP, except for number of establishments. Details may not add-up to total due to rounding and/or statistical disclosure control.)*

2009 PSIC Code	Region / Industry Description	Number of Establishments	Compensation			
			Total	Gross Salaries and Wages	Separation/ Retirement/ Terminal Pay, Gratuities, etc.	Employer's Contribution to SSSS/GSIS, ECC, etc
		(1)	(2)	(3)	(4)	(5)
	Philippines	137,674	290,274,541	260,471,030	10,689,413	19,114,098
G451	Sale of motor vehicles	1,595	10,627,980	9,623,286	360,431	644,263
G452	Maintenance and repair of motor vehicles	2,991	2,459,237	2,262,248	17,081	179,908
G453	Sale of motor vehicle parts and accessories	4,837	7,049,600	6,440,711	161,768	447,122
G454	Sale, maintenance and repair of motorcycles and related parts and accessories	8,501	17,178,760	15,823,709	182,533	1,172,518
G461	Wholesale on a fee or contract basis	518	2,350,770	2,105,841	101,448	143,480
G462	Wholesale of agricultural raw materials and live animals	2,430	2,642,098	2,388,092	102,985	151,020
G463	Wholesale of food, beverages and tobacco	3,508	15,905,041	13,274,801	1,074,362	1,555,878
G464	Wholesale of household goods	6,370	32,800,931	28,922,398	1,975,484	1,903,049
G465	Wholesale of machinery, equipment and supplies	2,810	17,738,237	16,051,230	700,681	986,326
G466	Other specialized wholesale	4,173	15,611,323	13,891,899	779,422	940,003
G469	Non-specialized wholesale trade	93	358,467	331,583	5,531	21,353
G471	Retail sale in non-specialized stores	13,478	38,457,345	35,321,413	723,666	2,412,266
G472	Retail sale of food, beverages and tobacco in specialized stores	11,793	7,794,119	7,068,060	243,716	482,343
G473	Retail sale of automotive fuel in specialized stores	7,074	11,034,497	10,145,472	168,712	720,313
G474	Retail sale of information and communications equipment in specialized stores	6,782	8,200,154	6,524,142	1,178,007	498,005
G475	Retail sale of other household equipment in specialized stores	17,389	28,319,716	25,795,907	499,873	2,023,936
G476	Retail sale of cultural and recreation goods in specialized stores	3,374	5,022,879	4,595,040	99,014	328,825
G477	Retail sale of other goods in specialized stores	39,585	65,780,133	59,048,589	2,258,749	4,472,795
G479	Retail trade not in stores, stalls or markets	373	943,253	856,608	55,950	30,694
	National Capital Region	21,366	121,446,592	107,668,428	6,045,945	7,732,219
G451	Sale of motor vehicles	279	4,695,338	4,279,549	172,089	243,700
G452	Maintenance and repair of motor vehicles	387	783,271	728,010	8,929	46,332

Continued

Table 3 Number of Establishments and Compensation by Type for Wholesale and Retail Trade; Repair of Motor Vehicles and Motorcycles Establishments by Region and Industry Group: Philippines, 2018

(Values are in thousand PhP, except for number of establishments. Details may not add-up to total due to rounding and/or statistical disclosure control.)

Continued

2009 PSIC Code	Region / Industry Description	Number of Establishments	Compensation			
			Total	Gross Salaries and Wages	Separation/ Retirement/ Terminal Pay, Gratuities, etc.	Employer's Contribution to SSSS/GSIS, ECC, etc
		(1)	(2)	(3)	(4)	(5)
G453	Sale of motor vehicle parts and accessories	688	2,949,783	2,704,893	82,035	162,855
G454	Sale, maintenance and repair of motorcycles and related parts and accessories	556	830,193	733,804	36,538	59,851
G461	Wholesale on a fee or contract basis	170	1,347,849	1,175,810	89,723	82,315
G462	Wholesale of agricultural raw materials and live animals	217	615,418	522,616	59,527	33,274
G463	Wholesale of food, beverages and tobacco	563	6,288,607	4,866,667	590,545	831,395
G464	Wholesale of household goods	2,144	23,543,573	20,793,196	1,453,159	1,297,219
G465	Wholesale of machinery, equipment and supplies	1,189	13,538,577	12,333,728	472,268	732,581
G466	Other specialized wholesale	1,043	9,503,737	8,382,777	558,121	562,839
G469	Non-specialized wholesale trade	28	205,087	190,463	1,758	12,866
G471	Retail sale in non-specialized stores	1,344	10,154,787	9,248,836	296,055	609,896
G472	Retail sale of food, beverages and tobacco in specialized stores	941	1,761,628	1,602,419	37,479	121,729
G473	Retail sale of automotive fuel in specialized stores	619	2,726,908	2,525,998	47,353	153,557
G474	Retail sale of information and communications equipment in specialized stores	770	2,870,283	2,607,426	91,382	171,475
G475	Retail sale of other household equipment in specialized stores	2,746	8,300,025	7,581,159	188,830	530,037
G476	Retail sale of cultural and recreation goods in specialized stores	539	2,481,184	2,253,595	57,929	169,660
G477	Retail sale of other goods in specialized stores	7,048	28,040,893	24,408,858	1,747,309	1,884,726
G479	Retail trade not in stores, stalls or markets	96	809,453	728,625	54,916	25,912
	Cordillera Administrative Region	4,683	4,231,713	3,893,039	47,137	291,537
G451	Sale of motor vehicles	37	87,771	79,126	1,490	7,155
G452	Maintenance and repair of motor vehicles	130	124,315	118,969	-	5,346
G453	Sale of motor vehicle parts and accessories	188	78,055	71,701	-	6,354
G454	Sale, maintenance and repair of motorcycles and related parts and accessories	293	259,663	236,934	584	22,145
G461	Wholesale on a fee or contract basis	12	21,902	20,457	-	1,445

Table 3 Number of Establishments and Compensation by Type for Wholesale and Retail Trade; Repair of Motor Vehicles and Motorcycles Establishments by Region and Industry Group: Philippines, 2018

(Values are in thousand PhP, except for number of establishments. Details may not add-up to total due to rounding and/or statistical disclosure control.)

Continued

2009 PSIC Code	Region / Industry Description	Number of Establishments	Compensation			
			Total	Gross Salaries and Wages	Separation/ Retirement/ Terminal Pay, Gratuities, etc.	Employer's Contribution to SSSS/GSIS, ECC, etc
		(1)	(2)	(3)	(4)	(5)
G462	Wholesale of agricultural raw materials and live animals	74	14,490	13,923	-	567
G463	Wholesale of food, beverages and tobacco	126	479,440	441,097	6,882	31,461
G464	Wholesale of household goods	144	235,541	215,717	1,926	17,897
G465	Wholesale of machinery, equipment and supplies	41	21,660	19,987	561	1,112
G466	Other specialized wholesale	97	71,284	65,126	532	5,626
G471	Retail sale in non-specialized stores	376	706,639	640,828	12,663	53,148
G472	Retail sale of food, beverages and tobacco in specialized stores	391	153,016	149,000	-	4,016
G473	Retail sale of automotive fuel in specialized stores	346	311,214	285,811	81	25,322
G474	Retail sale of information and communications equipment in specialized stores	312	345,860	333,377	1,043	11,440
G475	Retail sale of other household equipment in specialized stores	820	787,381	710,499	16,864	60,018
G476	Retail sale of cultural and recreation goods in specialized stores	110	57,553	54,265	-	3,287
G477	Retail sale of other goods in specialized stores	1,161	467,730	428,510	4,510	34,711
G479	Retail trade not in stores, stalls or markets	24	8,200	7,714	-	486
I - Ilocos Region		5,820	6,995,547	6,447,124	98,121	450,303
G451	Sale of motor vehicles	72	546,420	500,245	3,770	42,406
G452	Maintenance and repair of motor vehicles	159	72,995	66,315	119	6,561
G453	Sale of motor vehicle parts and accessories	354	132,530	122,210	-	10,320
G454	Sale, maintenance and repair of motorcycles and related parts and accessories	285	489,533	448,671	6,349	34,513
G462	Wholesale of agricultural raw materials and live animals	91	61,798	58,203	240	3,354
G463	Wholesale of food, beverages and tobacco	157	551,929	505,966	8,735	37,229
G464	Wholesale of household goods	273	260,582	236,188	8,849	15,545
G465	Wholesale of machinery, equipment and supplies	108	90,873	77,151	9,453	4,270
G466	Other specialized wholesale	244	185,365	172,954	1,289	11,122

Table 3 Number of Establishments and Compensation by Type for Wholesale and Retail Trade; Repair of Motor Vehicles and Motorcycles Establishments by Region and Industry Group: Philippines, 2018

(Values are in thousand PhP, except for number of establishments. Details may not add-up to total due to rounding and/or statistical disclosure control.)

Continued

2009 PSIC Code	Region / Industry Description	Number of Establishments	Compensation			
			Total	Gross Salaries and Wages	Separation/ Retirement/ Terminal Pay, Gratuities, etc.	Employer's Contribution to SSSS/GSIS, ECC, etc
		(1)	(2)	(3)	(4)	(5)
G469	Non-specialized wholesale trade	5	6,797	6,414	-	383
G471	Retail sale in non-specialized stores	793	1,186,953	1,108,767	15,567	62,619
G472	Retail sale of food, beverages and tobacco in specialized stores	525	528,096	504,324	11,537	12,235
G473	Retail sale of automotive fuel in specialized stores	294	448,515	400,328	8,342	39,845
G474	Retail sale of information and communications equipment in specialized stores	350	107,626	99,508	-	8,117
G475	Retail sale of other household equipment in specialized stores	815	923,671	857,610	8,893	57,167
G476	Retail sale of cultural and recreation goods in specialized stores	110	93,757	85,246	3,411	5,101
G477	Retail sale of other goods in specialized stores	1,173	1,303,825	1,193,098	11,568	99,159
G479	Retail trade not in stores, stalls or markets	10	4,282	3,926	-	356
II - Cagayan Valley		5,470	5,128,192	4,611,598	93,823	422,771
G451	Sale of motor vehicles	68	142,389	128,981	-	13,408
G452	Maintenance and repair of motor vehicles	152	75,895	70,084	-	5,811
G453	Sale of motor vehicle parts and accessories	261	160,086	147,595	51	12,440
G454	Sale, maintenance and repair of motorcycles and related parts and accessories	365	327,732	311,416	1,450	14,867
G462	Wholesale of agricultural raw materials and live animals	162	181,403	157,022	10,613	13,768
G463	Wholesale of food, beverages and tobacco	87	461,347	402,147	17,511	41,690
G464	Wholesale of household goods	305	317,362	288,760	4,907	23,696
G465	Wholesale of machinery, equipment and supplies	69	153,184	137,608	6,939	8,636
G466	Other specialized wholesale	183	147,754	132,482	-	15,272
G471	Retail sale in non-specialized stores	337	790,387	707,459	9,183	73,744
G472	Retail sale of food, beverages and tobacco in specialized stores	669	264,182	248,940	102	15,139
G473	Retail sale of automotive fuel in specialized stores	358	300,073	268,964	-	31,109

Table 3 Number of Establishments and Compensation by Type for Wholesale and Retail Trade; Repair of Motor Vehicles and Motorcycles Establishments by Region and Industry Group: Philippines, 2018

(Values are in thousand PhP, except for number of establishments. Details may not add-up to total due to rounding and/or statistical disclosure control.)

Continued

2009 PSIC Code	Region / Industry Description	Number of Establishments	Compensation			
			Total	Gross Salaries and Wages	Separation/ Retirement/ Terminal Pay, Gratuities, etc.	Employer's Contribution to SSSS/GSIS, ECC, etc
		(1)	(2)	(3)	(4)	(5)
G474	Retail sale of information and communications equipment in specialized stores	390	166,621	155,618	1,299	9,704
G475	Retail sale of other household equipment in specialized stores	705	756,766	673,941	17,080	65,745
G476	Retail sale of cultural and recreation goods in specialized stores	199	160,894	146,189	659	14,046
G477	Retail sale of other goods in specialized stores	1,151	720,783	633,231	24,029	63,522
G479	Retail trade not in stores, stalls or markets	9	1,336	1,161	-	174
III - Central Luzon		10,554	21,524,262	18,786,370	1,505,428	1,232,463
G451	Sale of motor vehicles	176	767,061	690,577	26,100	50,384
G452	Maintenance and repair of motor vehicles	233	160,970	147,968	739	12,263
G453	Sale of motor vehicle parts and accessories	331	308,536	287,057	3,517	17,963
G454	Sale, maintenance and repair of motorcycles and related parts and accessories	502	514,454	459,946	8,123	46,385
G461	Wholesale on a fee or contract basis	15	51,127	48,945	556	1,626
G462	Wholesale of agricultural raw materials and live animals	222	135,804	124,834	1,965	9,005
G463	Wholesale of food, beverages and tobacco	273	1,393,632	1,104,336	192,136	97,160
G464	Wholesale of household goods	466	2,583,455	2,371,008	38,044	174,403
G465	Wholesale of machinery, equipment and supplies	161	194,315	177,150	5,410	11,755
G466	Other specialized wholesale	362	648,383	595,902	13,492	38,990
G469	Non-specialized wholesale trade	5	7,606	7,063	-	543
G471	Retail sale in non-specialized stores	1,222	4,014,587	3,701,326	62,027	251,233
G472	Retail sale of food, beverages and tobacco in specialized stores	650	300,730	282,708	4,616	13,406
G473	Retail sale of automotive fuel in specialized stores	671	1,245,301	1,177,358	5,059	62,884
G474	Retail sale of information and communications equipment in specialized stores	183	1,315,243	212,153	1,040,141	62,949
G475	Retail sale of other household equipment in specialized stores	1,435	2,359,572	2,184,962	39,486	135,123

Table 3 Number of Establishments and Compensation by Type for Wholesale and Retail Trade; Repair of Motor Vehicles and Motorcycles Establishments by Region and Industry Group: Philippines, 2018

(Values are in thousand PhP, except for number of establishments. Details may not add-up to total due to rounding and/or statistical disclosure control.)

Continued

2009 PSIC Code	Region / Industry Description	Number of Establishments	Compensation			
			Total	Gross Salaries and Wages	Separation/ Retirement/ Terminal Pay, Gratuities, etc.	Employer's Contribution to SSSS/GSIS, ECC, etc
		(1)	(2)	(3)	(4)	(5)
G476	Retail sale of cultural and recreation goods in specialized stores	259	247,524	229,665	2,491	15,368
G477	Retail sale of other goods in specialized stores	3,376	5,270,706	4,978,503	61,528	230,676
G479	Retail trade not in stores, stalls or markets	12	5,255	4,908	-	347
	IVA - CALABARZON	12,537	35,595,171	32,690,000	652,882	2,252,289
G451	Sale of motor vehicles	105	1,084,757	972,062	43,166	69,529
G452	Maintenance and repair of motor vehicles	254	227,048	208,223	825	18,000
G453	Sale of motor vehicle parts and accessories	463	1,250,434	1,163,207	3,484	83,743
G454	Sale, maintenance and repair of motorcycles and related parts and accessories	665	8,119,800	7,627,888	4,859	487,054
G461	Wholesale on a fee or contract basis	48	201,714	186,955	1,409	13,351
G462	Wholesale of agricultural raw materials and live animals	120	121,720	112,251	2,363	7,105
G463	Wholesale of food, beverages and tobacco	292	1,041,178	946,274	21,115	73,788
G464	Wholesale of household goods	349	1,471,522	1,319,287	50,355	101,880
G465	Wholesale of machinery, equipment and supplies	154	1,271,493	1,133,461	59,329	78,704
G466	Other specialized wholesale	356	1,151,527	995,360	97,031	59,136
G469	Non-specialized wholesale trade	9	5,779	5,465	-	314
G471	Retail sale in non-specialized stores	1,855	7,023,882	6,466,915	150,632	406,335
G472	Retail sale of food, beverages and tobacco in specialized stores	1,477	724,850	687,858	2,352	34,640
G473	Retail sale of automotive fuel in specialized stores	788	1,939,034	1,779,551	20,882	138,601
G474	Retail sale of information and communications equipment in specialized stores	341	621,789	557,377	21,426	42,987
G475	Retail sale of other household equipment in specialized stores	2,207	3,653,007	3,374,568	84,319	194,119
G476	Retail sale of cultural and recreation goods in specialized stores	317	499,062	446,765	23,432	28,864

Table 3 Number of Establishments and Compensation by Type for Wholesale and Retail Trade; Repair of Motor Vehicles and Motorcycles Establishments by Region and Industry Group: Philippines, 2018

(Values are in thousand PhP, except for number of establishments. Details may not add-up to total due to rounding and/or statistical disclosure control.)

Continued

2009 PSIC Code	Region / Industry Description	Number of Establishments	Compensation			
			Total	Gross Salaries and Wages	Separation/ Retirement/ Terminal Pay, Gratuities, etc.	Employer's Contribution to SSSS/GSIS, ECC, etc
		(1)	(2)	(3)	(4)	(5)
G477	Retail sale of other goods in specialized stores	2,698	5,154,523	4,674,962	65,902	413,660
G479	Retail trade not in stores, stalls or markets	38	32,052	31,571	-	481
	MIMAROPA	4,931	3,559,042	3,243,350	75,322	240,370
G451	Sale of motor vehicles	16	40,334	36,834	-	3,500
G452	Maintenance and repair of motor vehicles	102	33,226	29,242	2,386	1,598
G453	Sale of motor vehicle parts and accessories	195	69,709	64,605	1,111	3,993
G454	Sale, maintenance and repair of motorcycles and related parts and accessories	609	547,285	489,464	12,092	45,729
G461	Wholesale on a fee or contract basis	S	S	S	S	S
G462	Wholesale of agricultural raw materials and live animals	121	85,490	77,088	3,897	4,505
G463	Wholesale of food, beverages and tobacco	123	335,260	298,681	8,665	27,914
G464	Wholesale of household goods	202	83,694	77,625	638	5,431
G465	Wholesale of machinery, equipment and supplies	77	40,008	38,424	-	1,584
G466	Other specialized wholesale	111	90,979	80,144	4,319	6,517
G471	Retail sale in non-specialized stores	422	434,153	398,217	891	35,045
G472	Retail sale of food, beverages and tobacco in specialized stores	296	14,083	12,811	268	1,004
G473	Retail sale of automotive fuel in specialized stores	307	277,273	246,237	12,701	18,336
G474	Retail sale of information and communications equipment in specialized stores	289	45,264	41,180	1,023	3,061
G475	Retail sale of other household equipment in specialized stores	631	483,716	447,431	8,036	28,249
G476	Retail sale of cultural and recreation goods in specialized stores	105	49,129	46,383	736	2,010
G477	Retail sale of other goods in specialized stores	1,313	913,108	843,095	18,558	51,455
G479	Retail trade not in stores, stalls or markets	S	S	S	S	S

Table 3 Number of Establishments and Compensation by Type for Wholesale and Retail Trade; Repair of Motor Vehicles and Motorcycles Establishments by Region and Industry Group: Philippines, 2018

(Values are in thousand PhP, except for number of establishments. Details may not add-up to total due to rounding and/or statistical disclosure control.)

Continued

Continued

2009 PSIC Code	Region / Industry Description	Number of Establishments	Compensation			
			Total	Gross Salaries and Wages	Separation/ Retirement/ Terminal Pay, Gratuities, etc.	Employer's Contribution to SSSS/GSIS, ECC, etc
		(1)	(2)	(3)	(4)	(5)
V - Bicol Region		5,944	5,466,568	5,005,266	97,094	364,209
G451	Sale of motor vehicles	38	177,839	165,382	1,949	10,508
G452	Maintenance and repair of motor vehicles	185	87,074	76,148	2,999	7,927
G453	Sale of motor vehicle parts and accessories	195	111,137	82,059	23,164	5,914
G454	Sale, maintenance and repair of motorcycles and related parts and accessories	331	216,218	205,488	582	10,148
G461	Wholesale on a fee or contract basis	27	44,261	39,551	57	4,654
G462	Wholesale of agricultural raw materials and live animals	111	113,075	104,984	1,304	6,788
G463	Wholesale of food, beverages and tobacco	227	524,885	463,588	17,921	43,376
G464	Wholesale of household goods	282	307,126	272,979	9,087	25,060
G465	Wholesale of machinery, equipment and supplies	139	166,875	145,141	9,183	12,551
G466	Other specialized wholesale	137	117,188	110,120	815	6,253
G471	Retail sale in non-specialized stores	481	1,023,193	961,489	4,542	57,162
G472	Retail sale of food, beverages and tobacco in specialized stores	602	217,042	202,119	746	14,177
G473	Retail sale of automotive fuel in specialized stores	333	198,847	180,327	2,873	15,647
G474	Retail sale of information and communications equipment in specialized stores	173	53,587	50,839	98	2,650
G475	Retail sale of other household equipment in specialized stores	810	978,718	893,274	15,830	69,614
G476	Retail sale of cultural and recreation goods in specialized stores	136	99,775	89,688	574	9,513
G477	Retail sale of other goods in specialized stores	1,719	1,024,752	957,232	5,372	62,148
G479	Retail trade not in stores, stalls or markets	17	4,976	4,857	-	119
VI - Western Visayas		9,405	14,643,554	13,275,012	291,242	1,077,300
G451	Sale of motor vehicles	121	472,501	428,929	19,837	23,735
G452	Maintenance and repair of motor vehicles	193	113,215	106,000	771	6,444

Table 3 Number of Establishments and Compensation by Type for Wholesale and Retail Trade; Repair of Motor Vehicles and Motorcycles Establishments by Region and Industry Group: Philippines, 2018

(Values are in thousand PhP, except for number of establishments. Details may not add-up to total due to rounding and/or statistical disclosure control.)

Continued

2009 PSIC Code	Region / Industry Description	Number of Establishments	Compensation			
			Total	Gross Salaries and Wages	Separation/ Retirement/ Terminal Pay, Gratuities, etc.	Employer's Contribution to SSSS/GSIS, ECC, etc
		(1)	(2)	(3)	(4)	(5)
G453	Sale of motor vehicle parts and accessories	216	170,592	156,403	792	13,397
G454	Sale, maintenance and repair of motorcycles and related parts and accessories	910	1,224,238	1,124,607	12,940	86,692
G461	Wholesale on a fee or contract basis	21	46,911	44,109	-	2,801
G462	Wholesale of agricultural raw materials and live animals	148	122,785	114,869	193	7,723
G463	Wholesale of food, beverages and tobacco	227	814,214	702,395	54,854	56,964
G464	Wholesale of household goods	350	730,277	669,609	9,922	50,746
G465	Wholesale of machinery, equipment and supplies	79	123,368	113,797	2,360	7,212
G466	Other specialized wholesale	207	463,094	426,215	12,227	24,653
G471	Retail sale in non-specialized stores	933	2,400,052	2,200,286	46,894	152,871
G472	Retail sale of food, beverages and tobacco in specialized stores	671	378,490	328,778	21,177	28,536
G473	Retail sale of automotive fuel in specialized stores	426	547,087	494,351	5,112	47,624
G474	Retail sale of information and communications equipment in specialized stores	517	358,229	333,501	-	24,728
G475	Retail sale of other household equipment in specialized stores	1,109	1,345,142	1,251,711	11,176	82,255
G476	Retail sale of cultural and recreation goods in specialized stores	274	192,906	178,614	1,883	12,409
G477	Retail sale of other goods in specialized stores	2,965	5,124,536	4,585,669	91,104	447,764
G479	Retail trade not in stores, stalls or markets	38	15,916	15,170	-	745
VII - Central Visayas		11,642	19,906,538	17,990,642	396,798	1,519,098
G451	Sale of motor vehicles	206	896,885	781,642	53,622	61,621
G452	Maintenance and repair of motor vehicles	272	268,518	235,878	15	32,625
G453	Sale of motor vehicle parts and accessories	408	588,527	538,841	4,610	45,077
G454	Sale, maintenance and repair of motorcycles and related parts and accessories	486	944,486	875,370	10,361	58,755
G461	Wholesale on a fee or contract basis	38	65,769	58,733	3,230	3,806

Table 3 Number of Establishments and Compensation by Type for Wholesale and Retail Trade; Repair of Motor Vehicles and Motorcycles Establishments by Region and Industry Group: Philippines, 2018

(Values are in thousand PhP, except for number of establishments. Details may not add-up to total due to rounding and/or statistical disclosure control.)

Continued

2009 PSIC Code	Region / Industry Description	Number of Establishments	Compensation			
			Total	Gross Salaries and Wages	Separation/ Retirement/ Terminal Pay, Gratuities, etc.	Employer's Contribution to SSSS/GSIS, ECC, etc
		(1)	(2)	(3)	(4)	(5)
G462	Wholesale of agricultural raw materials and live animals	118	132,647	117,150	6,495	9,002
G463	Wholesale of food, beverages and tobacco	233	1,199,396	1,062,112	60,331	76,954
G464	Wholesale of household goods	494	881,475	797,229	35,418	48,828
G465	Wholesale of machinery, equipment and supplies	216	917,901	849,177	8,232	60,492
G466	Other specialized wholesale	362	831,035	772,977	6,136	51,922
G469	Non-specialized wholesale trade	8	24,903	23,090	-	1,813
G471	Retail sale in non-specialized stores	1,032	3,434,336	3,176,354	23,004	234,979
G472	Retail sale of food, beverages and tobacco in specialized stores	1,386	803,538	755,569	4,250	43,719
G473	Retail sale of automotive fuel in specialized stores	419	566,363	521,025	15,603	29,734
G474	Retail sale of information and communications equipment in specialized stores	461	554,791	504,776	9,453	40,563
G475	Retail sale of other household equipment in specialized stores	1,676	2,844,404	2,390,860	50,816	402,727
G476	Retail sale of cultural and recreation goods in specialized stores	217	459,269	431,359	2,008	25,902
G477	Retail sale of other goods in specialized stores	3,571	4,462,866	4,070,566	102,838	289,462
G479	Retail trade not in stores, stalls or markets	41	29,427	27,934	376	1,118
	VIII - Eastern Visayas	6,429	5,210,207	4,743,632	115,304	351,271
G451	Sale of motor vehicles	70	155,539	125,679	18,755	11,106
G452	Maintenance and repair of motor vehicles	147	73,117	65,224	-	7,893
G453	Sale of motor vehicle parts and accessories	221	123,022	110,848	371	11,803
G454	Sale, maintenance and repair of motorcycles and related parts and accessories	352	218,297	206,551	796	10,950
G461	Wholesale on a fee or contract basis	9	1,028	1,007	-	21
G462	Wholesale of agricultural raw materials and live animals	123	66,226	59,501	-	6,725
G463	Wholesale of food, beverages and tobacco	182	336,352	287,914	25,296	23,141
G464	Wholesale of household goods	213	253,297	229,119	7,665	16,513

Table 3 Number of Establishments and Compensation by Type for Wholesale and Retail Trade; Repair of Motor Vehicles and Motorcycles Establishments by Region and Industry Group: Philippines, 2018*(Values are in thousand PhP, except for number of establishments. Details may not add-up to total due to rounding and/or statistical disclosure control.)**Continued*

Continued

2009 PSIC Code	Region / Industry Description	Number of Establishments	Compensation			
			Total	Gross Salaries and Wages	Separation/ Retirement/ Terminal Pay, Gratuities, etc.	Employer's Contribution to SSSS/GSIS, ECC, etc
		(1)	(2)	(3)	(4)	(5)
G465	Wholesale of machinery, equipment and supplies	82	71,300	68,571	50	2,679
G466	Other specialized wholesale	171	272,161	242,400	13,068	16,693
G471	Retail sale in non-specialized stores	448	612,212	566,557	3,402	42,254
G472	Retail sale of food, beverages and tobacco in specialized stores	827	197,307	182,753	-	14,554
G473	Retail sale of automotive fuel in specialized stores	402	568,062	513,241	18,235	36,586
G474	Retail sale of information and communications equipment in specialized stores	394	263,239	242,663	5,185	15,391
G475	Retail sale of other household equipment in specialized stores	896	758,260	713,913	4,275	40,072
G476	Retail sale of cultural and recreation goods in specialized stores	249	111,636	104,196	1,163	6,276
G477	Retail sale of other goods in specialized stores	1,643	1,129,150	1,023,495	17,041	88,614
IX - Zamboanga Peninsula		7,248	5,279,423	4,779,556	112,652	387,215
G451	Sale of motor vehicles	84	136,116	129,885	-	6,231
G452	Maintenance and repair of motor vehicles	76	50,381	47,032	-	3,349
G453	Sale of motor vehicle parts and accessories	138	49,489	41,723	4,374	3,391
G454	Sale, maintenance and repair of motorcycles and related parts and accessories	646	647,744	578,110	6,432	63,203
G461	Wholesale on a fee or contract basis	32	28,302	26,237	-	2,065
G462	Wholesale of agricultural raw materials and live animals	228	121,019	114,009	1,267	5,744
G463	Wholesale of food, beverages and tobacco	243	361,580	320,493	9,709	31,378
G464	Wholesale of household goods	158	283,469	259,830	8,575	15,063
G465	Wholesale of machinery, equipment and supplies	98	31,773	29,437	-	2,336
G466	Other specialized wholesale	195	132,964	123,968	-	8,995
G471	Retail sale in non-specialized stores	913	743,291	670,234	15,161	57,897
G472	Retail sale of food, beverages and tobacco in specialized stores	662	499,143	395,948	61,566	41,629
G473	Retail sale of automotive fuel in specialized stores	359	235,671	215,230	870	19,571

Table 3 Number of Establishments and Compensation by Type for Wholesale and Retail Trade; Repair of Motor Vehicles and Motorcycles Establishments by Region and Industry Group: Philippines, 2018

(Values are in thousand PhP, except for number of establishments. Details may not add-up to total due to rounding and/or statistical disclosure control.)

Continued

2009 PSIC Code	Region / Industry Description	Number of Establishments	Compensation			
			Total	Gross Salaries and Wages	Separation/ Retirement/ Terminal Pay, Gratuities, etc.	Employer's Contribution to SSSS/GSIS, ECC, etc
		(1)	(2)	(3)	(4)	(5)
G474	Retail sale of information and communications equipment in specialized stores	267	185,202	173,653	-	11,549
G475	Retail sale of other household equipment in specialized stores	765	490,422	454,916	1,864	33,642
G476	Retail sale of cultural and recreation goods in specialized stores	113	80,233	75,830	-	4,403
G477	Retail sale of other goods in specialized stores	2,263	1,202,446	1,122,844	2,834	76,768
G479	Retail trade not in stores, stalls or markets	9	177	177	-	-
	X - Northern Mindanao	8,063	14,900,644	13,388,705	559,401	952,538
G451	Sale of motor vehicles	101	664,143	600,096	14,100	49,947
G452	Maintenance and repair of motor vehicles	176	87,458	81,885	71	5,502
G453	Sale of motor vehicle parts and accessories	274	301,153	252,622	30,343	18,188
G454	Sale, maintenance and repair of motorcycles and related parts and accessories	732	553,052	495,988	31,255	25,809
G461	Wholesale on a fee or contract basis	15	23,094	21,193	314	1,587
G462	Wholesale of agricultural raw materials and live animals	123	404,537	382,742	5,763	16,031
G463	Wholesale of food, beverages and tobacco	208	630,674	541,581	16,314	72,779
G464	Wholesale of household goods	253	832,232	465,354	326,312	40,565
G465	Wholesale of machinery, equipment and supplies	107	147,506	138,800	829	7,877
G466	Other specialized wholesale	162	731,710	664,424	7,008	60,278
G469	Non-specialized wholesale trade	30	105,912	96,877	3,738	5,297
G471	Retail sale in non-specialized stores	935	1,899,088	1,773,645	21,124	104,319
G472	Retail sale of food, beverages and tobacco in specialized stores	775	289,401	243,535	22,928	22,938
G473	Retail sale of automotive fuel in specialized stores	497	436,676	397,154	13,760	25,762
G474	Retail sale of information and communications equipment in specialized stores	569	417,223	394,013	124	23,085
G475	Retail sale of other household equipment in specialized stores	622	1,021,139	929,049	16,611	75,479

Table 3 Number of Establishments and Compensation by Type for Wholesale and Retail Trade; Repair of Motor Vehicles and Motorcycles Establishments by Region and Industry Group: Philippines, 2018

(Values are in thousand PhP, except for number of establishments. Details may not add-up to total due to rounding and/or statistical disclosure control.)

Continued

2009 PSIC Code	Region / Industry Description	Number of Establishments	Compensation			
			Total	Gross Salaries and Wages	Separation/ Retirement/ Terminal Pay, Gratuities, etc.	Employer's Contribution to SSSS/GSIS, ECC, etc
		(1)	(2)	(3)	(4)	(5)
G476	Retail sale of cultural and recreation goods in specialized stores	147	161,408	149,673	538	11,198
G477	Retail sale of other goods in specialized stores	2,328	6,192,136	5,758,128	48,267	385,741
G479	Retail trade not in stores, stalls or markets	9	2,101	1,945	-	156
	XI - Davao Region	8,425	13,349,282	12,062,488	381,049	905,745
G451	Sale of motor vehicles	118	531,396	491,112	4,297	35,987
G452	Maintenance and repair of motor vehicles	225	179,020	169,901	227	8,891
G453	Sale of motor vehicle parts and accessories	357	375,892	340,192	5,673	30,028
G454	Sale, maintenance and repair of motorcycles and related parts and accessories	579	1,035,985	920,613	23,542	91,830
G461	Wholesale on a fee or contract basis	74	402,543	375,206	6,159	21,178
G462	Wholesale of agricultural raw materials and live animals	157	133,570	124,137	1,264	8,169
G463	Wholesale of food, beverages and tobacco	238	774,941	699,255	23,620	52,067
G464	Wholesale of household goods	332	708,563	642,931	19,222	46,410
G465	Wholesale of machinery, equipment and supplies	82	677,534	520,075	123,678	33,781
G466	Other specialized wholesale	266	969,234	850,947	58,403	59,884
G469	Non-specialized wholesale trade	9	2,383	2,211	36	136
G471	Retail sale in non-specialized stores	628	2,500,321	2,296,837	29,285	174,199
G472	Retail sale of food, beverages and tobacco in specialized stores	561	195,690	176,057	9,330	10,302
G473	Retail sale of automotive fuel in specialized stores	464	422,620	387,299	5,633	29,688
G474	Retail sale of information and communications equipment in specialized stores	558	413,721	382,655	1,337	29,729
G475	Retail sale of other household equipment in specialized stores	584	1,412,758	1,291,010	26,890	94,858
G476	Retail sale of cultural and recreation goods in specialized stores	181	145,606	132,628	2,713	10,266
G477	Retail sale of other goods in specialized stores	2,994	2,451,876	2,244,641	39,083	168,152
G479	Retail trade not in stores, stalls or markets	21	15,629	14,781	658	190

Table 3 Number of Establishments and Compensation by Type for Wholesale and Retail Trade; Repair of Motor Vehicles and Motorcycles Establishments by Region and Industry Group: Philippines, 2018

(Values are in thousand PhP, except for number of establishments. Details may not add-up to total due to rounding and/or statistical disclosure control.)

Continued

Continued

2009 PSIC Code	Region / Industry Description	Number of Establishments	Compensation			
			Total	Gross Salaries and Wages	Separation/ Retirement/ Terminal Pay, Gratuities, etc.	Employer's Contribution to SSSS/GSIS, ECC, etc
		(1)	(2)	(3)	(4)	(5)
	XII - SOCCSKSARGEN	7,783	7,744,162	7,036,743	142,024	565,394
G451	Sale of motor vehicles	68	157,302	147,550	129	9,623
G452	Maintenance and repair of motor vehicles	221	68,513	61,417	-	7,096
G453	Sale of motor vehicle parts and accessories	305	252,747	234,584	2,243	15,919
G454	Sale, maintenance and repair of motorcycles and related parts and accessories	460	508,665	458,150	889	49,626
G461	Wholesale on a fee or contract basis	53	49,185	45,332	-	3,852
G462	Wholesale of agricultural raw materials and live animals	192	179,534	163,071	6,265	10,198
G463	Wholesale of food, beverages and tobacco	179	401,678	354,877	11,682	35,120
G464	Wholesale of household goods	251	204,004	187,526	1,129	15,349
G465	Wholesale of machinery, equipment and supplies	113	109,323	100,204	929	8,191
G466	Other specialized wholesale	130	199,129	188,805	3,326	6,998
G471	Retail sale in non-specialized stores	652	955,887	864,311	26,024	65,552
G472	Retail sale of food, beverages and tobacco in specialized stores	778	1,114,728	971,246	59,659	83,823
G473	Retail sale of automotive fuel in specialized stores	447	473,625	432,117	10,750	30,758
G474	Retail sale of information and communications equipment in specialized stores	834	341,069	310,114	613	30,342
G475	Retail sale of other household equipment in specialized stores	1,031	1,445,099	1,339,711	7,177	98,212
G476	Retail sale of cultural and recreation goods in specialized stores	248	141,816	132,161	1,476	8,179
G477	Retail sale of other goods in specialized stores	1,804	1,132,945	1,037,057	9,733	86,155
G479	Retail trade not in stores, stalls or markets	15	8,911	8,510	-	401
	XIII - Caraga	5,390	4,933,243	4,499,973	72,144	361,126
G451	Sale of motor vehicles	27	71,631	65,080	1,128	5,423
G452	Maintenance and repair of motor vehicles	80	54,222	49,951	-	4,270

Table 3 Number of Establishments and Compensation by Type for Wholesale and Retail Trade; Repair of Motor Vehicles and Motorcycles Establishments by Region and Industry Group: Philippines, 2018

(Values are in thousand PhP, except for number of establishments. Details may not add-up to total due to rounding and/or statistical disclosure control.)

Continued

2009 PSIC Code	Region / Industry Description	Number of Establishments	Compensation			
			Total	Gross Salaries and Wages	Separation/ Retirement/ Terminal Pay, Gratuities, etc.	Employer's Contribution to SSSS/GSIS, ECC, etc
		(1)	(2)	(3)	(4)	(5)
G453	Sale of motor vehicle parts and accessories	138	119,583	113,846	-	5,736
G454	Sale, maintenance and repair of motorcycles and related parts and accessories	586	733,653	642,948	25,742	64,964
G461	Wholesale on a fee or contract basis	S	S	S	S	S
G462	Wholesale of agricultural raw materials and live animals	158	135,771	125,105	1,818	8,848
G463	Wholesale of food, beverages and tobacco	100	271,429	241,784	8,209	21,436
G464	Wholesale of household goods	133	102,479	93,841	196	8,442
G465	Wholesale of machinery, equipment and supplies	75	176,720	162,695	1,459	12,566
G466	Other specialized wholesale	107	89,852	81,372	3,655	4,825
G471	Retail sale in non-specialized stores	847	557,063	519,048	7,213	30,802
G472	Retail sale of food, beverages and tobacco in specialized stores	448	346,426	318,225	7,706	20,495
G473	Retail sale of automotive fuel in specialized stores	253	252,690	236,255	1,457	14,977
G474	Retail sale of information and communications equipment in specialized stores	304	131,179	116,129	4,882	10,169
G475	Retail sale of other household equipment in specialized stores	475	737,489	681,281	800	55,408
G476	Retail sale of cultural and recreation goods in specialized stores	140	39,706	37,362	-	2,343
G477	Retail sale of other goods in specialized stores	1,508	1,057,870	964,119	7,879	85,872
G479	Retail trade not in stores, stalls or markets	S	S	S	S	S
	Autonomous Region in Muslim Mindanao	1,984	360,401	349,105	3,046	8,249
G451	Sale of motor vehicles	11	557	557	-	-
G453	Sale of motor vehicle parts and accessories	106	8,326	8,326	-	-
G454	Sale, maintenance and repair of motorcycles and related parts and accessories	144	7,763	7,763	-	-
G462	Wholesale of agricultural raw materials and live animals	64	16,810	16,588	10	211

Table 3 Number of Establishments and Compensation by Type for Wholesale and Retail Trade; Repair of Motor Vehicles and Motorcycles Establishments by Region and Industry Group: Philippines, 2018

(Values are in thousand PhP, except for number of establishments. Details may not add-up to total due to rounding and/or statistical disclosure control.)

Continued

2009 PSIC Code	Region / Industry Description	Number of Establishments	Compensation			
			Total	Gross Salaries and Wages	Separation/ Retirement/ Terminal Pay, Gratuities, etc.	Employer's Contribution to SSSS/GSIS, ECC, etc
		(1)	(2)	(3)	(4)	(5)
G463	Wholesale of food, beverages and tobacco	51	38,497	35,633	837	2,027
G464	Wholesale of household goods	22	2,278	2,199	79	-
G465	Wholesale of machinery, equipment and supplies	19	5,826	5,826	-	-
G466	Other specialized wholesale	39	5,925	5,925	-	-
G471	Retail sale in non-specialized stores	260	20,513	20,301	-	212
G472	Retail sale of food, beverages and tobacco in specialized stores	134	5,769	5,769	-	-
G473	Retail sale of automotive fuel in specialized stores	91	84,537	84,226	-	311
G474	Retail sale of information and communications equipment in specialized stores	71	9,227	9,160	-	67
G475	Retail sale of other household equipment in specialized stores	60	22,148	20,012	927	1,209
G476	Retail sale of cultural and recreation goods in specialized stores	30	1,420	1,420	-	-
G477	Retail sale of other goods in specialized stores	871	129,988	124,583	1,193	4,212
G479	Retail trade not in stores, stalls or markets	11	815	815	-	-

Table 3 Number of Establishments and Compensation by Type for Wholesale and Retail Trade; Repair of Motor Vehicles and Motorcycles Establishments by Region and Industry Group: Philippines, 2018*(Values are in thousand PhP, except for number of establishments. Details may not add-up to total due to rounding and/or statistical disclosure control.)**Continued*

2009 PSIC Code	Region / Industry Description	R&D Compensation			
		Total	Gross Salaries and Wages	Separation/ Retirement/ Terminal Pay, Gratuities, etc.	Employer's Contribution to SSSS/GSIS, ECC, etc
		(6)	(7)	(8)	(9)
	Philippines	421,420	348,827	49,787	22,806
G451	Sale of motor vehicles	16,943	15,341	951	651
G452	Maintenance and repair of motor vehicles	15,436	14,084	-	1,353
G453	Sale of motor vehicle parts and accessories	-	-	-	-
G454	Sale, maintenance and repair of motorcycles and related parts and accessories	-	-	-	-
G461	Wholesale on a fee or contract basis	447	407	-	40
G462	Wholesale of agricultural raw materials and live animals	3,222	3,042	-	180
G463	Wholesale of food, beverages and tobacco	4,731	4,424	-	308
G464	Wholesale of household goods	35,415	32,767	266	2,382
G465	Wholesale of machinery, equipment and supplies	324,814	260,257	47,585	16,973
G466	Other specialized wholesale	12,883	11,492	745	646
G469	Non-specialized wholesale trade	579	555	-	24
G471	Retail sale in non-specialized stores	799	799	-	-
G472	Retail sale of food, beverages and tobacco in specialized stores	436	418	-	18
G473	Retail sale of automotive fuel in specialized stores	-	-	-	-
G474	Retail sale of information and communications equipment in specialized stores	-	-	-	-
G475	Retail sale of other household equipment in specialized stores	1,426	1,377	-	49
G476	Retail sale of cultural and recreation goods in specialized stores	685	400	240	45
G477	Retail sale of other goods in specialized stores	3,161	3,059	-	103
G479	Retail trade not in stores, stalls or markets	442	406	-	36
	National Capital Region	372,939	304,486	48,575	19,878
G451	Sale of motor vehicles	2,016	2,016	-	-
G452	Maintenance and repair of motor vehicles	-	-	-	-

Table 3 Number of Establishments and Compensation by Type for Wholesale and Retail Trade; Repair of Motor Vehicles and Motorcycles Establishments by Region and Industry Group: Philippines, 2018

(Values are in thousand PhP, except for number of establishments. Details may not add-up to total due to rounding and/or statistical disclosure control.)

Continued

2009 PSIC Code	Region / Industry Description	R&D Compensation			
		Total	Gross Salaries and Wages	Separation/ Retirement/ Terminal Pay, Gratuities, etc.	Employer's Contribution to SSSS/GSIS, ECC, etc
		(6)	(7)	(8)	(9)
G453	Sale of motor vehicle parts and accessories	-	-	-	-
G454	Sale, maintenance and repair of motorcycles and related parts and accessories	-	-	-	-
G461	Wholesale on a fee or contract basis	34	31	-	2
G462	Wholesale of agricultural raw materials and live animals	-	-	-	-
G463	Wholesale of food, beverages and tobacco	1,331	1,248	-	83
G464	Wholesale of household goods	32,226	29,809	245	2,171
G465	Wholesale of machinery, equipment and supplies	322,713	258,156	47,585	16,973
G466	Other specialized wholesale	11,628	10,340	745	543
G469	Non-specialized wholesale trade	579	555	-	24
G471	Retail sale in non-specialized stores	-	-	-	-
G472	Retail sale of food, beverages and tobacco in specialized stores	-	-	-	-
G473	Retail sale of automotive fuel in specialized stores	-	-	-	-
G474	Retail sale of information and communications equipment in specialized stores	-	-	-	-
G475	Retail sale of other household equipment in specialized stores	-	-	-	-
G476	Retail sale of cultural and recreation goods in specialized stores	-	-	-	-
G477	Retail sale of other goods in specialized stores	2,413	2,331	-	83
G479	Retail trade not in stores, stalls or markets	-	-	-	-
	Cordillera Administrative Region	-	-	-	-
G451	Sale of motor vehicles	-	-	-	-
G452	Maintenance and repair of motor vehicles	-	-	-	-
G453	Sale of motor vehicle parts and accessories	-	-	-	-
G454	Sale, maintenance and repair of motorcycles and related parts and accessories	-	-	-	-
G461	Wholesale on a fee or contract basis	-	-	-	-

Table 3 Number of Establishments and Compensation by Type for Wholesale and Retail Trade; Repair of Motor Vehicles and Motorcycles Establishments by Region and Industry Group: Philippines, 2018

(Values are in thousand PhP, except for number of establishments. Details may not add-up to total due to rounding and/or statistical disclosure control.)

Continued

2009 PSIC Code	Region / Industry Description	R&D Compensation			
		Total	Gross Salaries and Wages	Separation/ Retirement/ Terminal Pay, Gratuities, etc.	Employer's Contribution to SSSS/GSIS, ECC, etc
		(6)	(7)	(8)	(9)
G462	Wholesale of agricultural raw materials and live animals	-	-	-	-
G463	Wholesale of food, beverages and tobacco	-	-	-	-
G464	Wholesale of household goods	-	-	-	-
G465	Wholesale of machinery, equipment and supplies	-	-	-	-
G466	Other specialized wholesale	-	-	-	-
G471	Retail sale in non-specialized stores	-	-	-	-
G472	Retail sale of food, beverages and tobacco in specialized stores	-	-	-	-
G473	Retail sale of automotive fuel in specialized stores	-	-	-	-
G474	Retail sale of information and communications equipment in specialized stores	-	-	-	-
G475	Retail sale of other household equipment in specialized stores	-	-	-	-
G476	Retail sale of cultural and recreation goods in specialized stores	-	-	-	-
G477	Retail sale of other goods in specialized stores	-	-	-	-
G479	Retail trade not in stores, stalls or markets	-	-	-	-
	I - Ilocos Region	180	180	-	-
G451	Sale of motor vehicles	-	-	-	-
G452	Maintenance and repair of motor vehicles	-	-	-	-
G453	Sale of motor vehicle parts and accessories	-	-	-	-
G454	Sale, maintenance and repair of motorcycles and related parts and accessories	-	-	-	-
G462	Wholesale of agricultural raw materials and live animals	180	180	-	-
G463	Wholesale of food, beverages and tobacco	-	-	-	-
G464	Wholesale of household goods	-	-	-	-
G465	Wholesale of machinery, equipment and supplies	-	-	-	-
G466	Other specialized wholesale	-	-	-	-

Table 3 Number of Establishments and Compensation by Type for Wholesale and Retail Trade; Repair of Motor Vehicles and Motorcycles Establishments by Region and Industry Group: Philippines, 2018

(Values are in thousand PhP, except for number of establishments. Details may not add-up to total due to rounding and/or statistical disclosure control.)

Continued

2009 PSIC Code	Region / Industry Description	R&D Compensation			
		Total	Gross Salaries and Wages	Separation/ Retirement/ Terminal Pay, Gratuities, etc.	Employer's Contribution to SSSS/GSIS, ECC, etc
		(6)	(7)	(8)	(9)
G469	Non-specialized wholesale trade	-	-	-	-
G471	Retail sale in non-specialized stores	-	-	-	-
G472	Retail sale of food, beverages and tobacco in specialized stores	-	-	-	-
G473	Retail sale of automotive fuel in specialized stores	-	-	-	-
G474	Retail sale of information and communications equipment in specialized stores	-	-	-	-
G475	Retail sale of other household equipment in specialized stores	-	-	-	-
G476	Retail sale of cultural and recreation goods in specialized stores	-	-	-	-
G477	Retail sale of other goods in specialized stores	-	-	-	-
G479	Retail trade not in stores, stalls or markets	-	-	-	-
II - Cagayan Valley		1,062	1,037	-	26
G451	Sale of motor vehicles	-	-	-	-
G452	Maintenance and repair of motor vehicles	-	-	-	-
G453	Sale of motor vehicle parts and accessories	-	-	-	-
G454	Sale, maintenance and repair of motorcycles and related parts and accessories	-	-	-	-
G462	Wholesale of agricultural raw materials and live animals	-	-	-	-
G463	Wholesale of food, beverages and tobacco	-	-	-	-
G464	Wholesale of household goods	-	-	-	-
G465	Wholesale of machinery, equipment and supplies	-	-	-	-
G466	Other specialized wholesale	-	-	-	-
G471	Retail sale in non-specialized stores	-	-	-	-
G472	Retail sale of food, beverages and tobacco in specialized stores	-	-	-	-
G473	Retail sale of automotive fuel in specialized stores	-	-	-	-

Table 3 Number of Establishments and Compensation by Type for Wholesale and Retail Trade; Repair of Motor Vehicles and Motorcycles Establishments by Region and Industry Group: Philippines, 2018*(Values are in thousand PhP, except for number of establishments. Details may not add-up to total due to rounding and/or statistical disclosure control.)**Continued*

2009 PSIC Code	Region / Industry Description	R&D Compensation			
		Total	Gross Salaries and Wages	Separation/ Retirement/ Terminal Pay, Gratuities, etc.	Employer's Contribution to SSSS/GSIS, ECC, etc
		(6)	(7)	(8)	(9)
G474	Retail sale of information and communications equipment in specialized stores	-	-	-	-
G475	Retail sale of other household equipment in specialized stores	1,062	1,037	-	26
G476	Retail sale of cultural and recreation goods in specialized stores	-	-	-	-
G477	Retail sale of other goods in specialized stores	-	-	-	-
G479	Retail trade not in stores, stalls or markets	-	-	-	-
	III - Central Luzon	1,095	1,049	21	25
G451	Sale of motor vehicles	-	-	-	-
G452	Maintenance and repair of motor vehicles	-	-	-	-
G453	Sale of motor vehicle parts and accessories	-	-	-	-
G454	Sale, maintenance and repair of motorcycles and related parts and accessories	-	-	-	-
G461	Wholesale on a fee or contract basis	-	-	-	-
G462	Wholesale of agricultural raw materials and live animals	-	-	-	-
G463	Wholesale of food, beverages and tobacco	-	-	-	-
G464	Wholesale of household goods	296	250	21	25
G465	Wholesale of machinery, equipment and supplies	-	-	-	-
G466	Other specialized wholesale	-	-	-	-
G469	Non-specialized wholesale trade	-	-	-	-
G471	Retail sale in non-specialized stores	799	799	-	-
G472	Retail sale of food, beverages and tobacco in specialized stores	-	-	-	-
G473	Retail sale of automotive fuel in specialized stores	-	-	-	-
G474	Retail sale of information and communications equipment in specialized stores	-	-	-	-
G475	Retail sale of other household equipment in specialized stores	-	-	-	-

Table 3 Number of Establishments and Compensation by Type for Wholesale and Retail Trade; Repair of Motor Vehicles and Motorcycles Establishments by Region and Industry Group: Philippines, 2018

(Values are in thousand PhP, except for number of establishments. Details may not add-up to total due to rounding and/or statistical disclosure control.)

Continued

2009 PSIC Code	Region / Industry Description	R&D Compensation			
		Total	Gross Salaries and Wages	Separation/ Retirement/ Terminal Pay, Gratuities, etc.	Employer's Contribution to SSSS/GSIS, ECC, etc
		(6)	(7)	(8)	(9)
G476	Retail sale of cultural and recreation goods in specialized stores	-	-	-	-
G477	Retail sale of other goods in specialized stores	-	-	-	-
G479	Retail trade not in stores, stalls or markets	-	-	-	-
	IVA - CALABARZON	29,936	28,186	-	1,750
G451	Sale of motor vehicles	11,623	11,107	-	515
G452	Maintenance and repair of motor vehicles	13,104	12,056	-	1,048
G453	Sale of motor vehicle parts and accessories	-	-	-	-
G454	Sale, maintenance and repair of motorcycles and related parts and accessories	-	-	-	-
G461	Wholesale on a fee or contract basis	414	376	-	38
G462	Wholesale of agricultural raw materials and live animals	-	-	-	-
G463	Wholesale of food, beverages and tobacco	-	-	-	-
G464	Wholesale of household goods	2,473	2,336	-	137
G465	Wholesale of machinery, equipment and supplies	2,101	2,101	-	-
G466	Other specialized wholesale	-	-	-	-
G469	Non-specialized wholesale trade	-	-	-	-
G471	Retail sale in non-specialized stores	-	-	-	-
G472	Retail sale of food, beverages and tobacco in specialized stores	-	-	-	-
G473	Retail sale of automotive fuel in specialized stores	-	-	-	-
G474	Retail sale of information and communications equipment in specialized stores	-	-	-	-
G475	Retail sale of other household equipment in specialized stores	221	209	-	11
G476	Retail sale of cultural and recreation goods in specialized stores	-	-	-	-
G477	Retail sale of other goods in specialized stores	-	-	-	-
G479	Retail trade not in stores, stalls or markets	-	-	-	-

Table 3 Number of Establishments and Compensation by Type for Wholesale and Retail Trade; Repair of Motor Vehicles and Motorcycles Establishments by Region and Industry Group: Philippines, 2018

(Values are in thousand PhP, except for number of establishments. Details may not add-up to total due to rounding and/or statistical disclosure control.)

Continued

2009 PSIC Code	Region / Industry Description	R&D Compensation			
		Total	Gross Salaries and Wages	Separation/ Retirement/ Terminal Pay, Gratuities, etc.	Employer's Contribution to SSSS/GSIS, ECC, etc
		(6)	(7)	(8)	(9)
	MIMAROPA	-	-	-	-
G451	Sale of motor vehicles	-	-	-	-
G452	Maintenance and repair of motor vehicles	-	-	-	-
G453	Sale of motor vehicle parts and accessories	-	-	-	-
G454	Sale, maintenance and repair of motorcycles and related parts and accessories	-	-	-	-
G461	Wholesale on a fee or contract basis	S	S	S	S
G462	Wholesale of agricultural raw materials and live animals	-	-	-	-
G463	Wholesale of food, beverages and tobacco	-	-	-	-
G464	Wholesale of household goods	-	-	-	-
G465	Wholesale of machinery, equipment and supplies	-	-	-	-
G466	Other specialized wholesale	-	-	-	-
G471	Retail sale in non-specialized stores	-	-	-	-
G472	Retail sale of food, beverages and tobacco in specialized stores	-	-	-	-
G473	Retail sale of automotive fuel in specialized stores	-	-	-	-
G474	Retail sale of information and communications equipment in specialized stores	-	-	-	-
G475	Retail sale of other household equipment in specialized stores	-	-	-	-
G476	Retail sale of cultural and recreation goods in specialized stores	-	-	-	-
G477	Retail sale of other goods in specialized stores	-	-	-	-
G479	Retail trade not in stores, stalls or markets	S	S	S	S
	V - Bicol Region	3,304	2,218	951	135
G451	Sale of motor vehicles	3,304	2,218	951	135
G452	Maintenance and repair of motor vehicles	-	-	-	-

Table 3 Number of Establishments and Compensation by Type for Wholesale and Retail Trade; Repair of Motor Vehicles and Motorcycles Establishments by Region and Industry Group: Philippines, 2018

(Values are in thousand PhP, except for number of establishments. Details may not add-up to total due to rounding and/or statistical disclosure control.)

Continued

2009 PSIC Code	Region / Industry Description	R&D Compensation			
		Total	Gross Salaries and Wages	Separation/ Retirement/ Terminal Pay, Gratuities, etc.	Employer's Contribution to SSSS/GSIS, ECC, etc
		(6)	(7)	(8)	(9)
G453	Sale of motor vehicle parts and accessories	-	-	-	-
G454	Sale, maintenance and repair of motorcycles and related parts and accessories	-	-	-	-
G461	Wholesale on a fee or contract basis	-	-	-	-
G462	Wholesale of agricultural raw materials and live animals	-	-	-	-
G463	Wholesale of food, beverages and tobacco	-	-	-	-
G464	Wholesale of household goods	-	-	-	-
G465	Wholesale of machinery, equipment and supplies	-	-	-	-
G466	Other specialized wholesale	-	-	-	-
G471	Retail sale in non-specialized stores	-	-	-	-
G472	Retail sale of food, beverages and tobacco in specialized stores	-	-	-	-
G473	Retail sale of automotive fuel in specialized stores	-	-	-	-
G474	Retail sale of information and communications equipment in specialized stores	-	-	-	-
G475	Retail sale of other household equipment in specialized stores	-	-	-	-
G476	Retail sale of cultural and recreation goods in specialized stores	-	-	-	-
G477	Retail sale of other goods in specialized stores	-	-	-	-
G479	Retail trade not in stores, stalls or markets	-	-	-	-
VI - Western Visayas		999	920	-	79
G451	Sale of motor vehicles	-	-	-	-
G452	Maintenance and repair of motor vehicles	-	-	-	-
G453	Sale of motor vehicle parts and accessories	-	-	-	-
G454	Sale, maintenance and repair of motorcycles and related parts and accessories	-	-	-	-
G461	Wholesale on a fee or contract basis	-	-	-	-

Table 3 Number of Establishments and Compensation by Type for Wholesale and Retail Trade; Repair of Motor Vehicles and Motorcycles Establishments by Region and Industry Group: Philippines, 2018

(Values are in thousand PhP, except for number of establishments. Details may not add-up to total due to rounding and/or statistical disclosure control.)

Continued

2009 PSIC Code	Region / Industry Description	R&D Compensation			
		Total	Gross Salaries and Wages	Separation/ Retirement/ Terminal Pay, Gratuities, etc.	Employer's Contribution to SSSS/GSIS, ECC, etc
		(6)	(7)	(8)	(9)
G462	Wholesale of agricultural raw materials and live animals	-	-	-	-
G463	Wholesale of food, beverages and tobacco	-	-	-	-
G464	Wholesale of household goods	420	372	-	49
G465	Wholesale of machinery, equipment and supplies	-	-	-	-
G466	Other specialized wholesale	-	-	-	-
G471	Retail sale in non-specialized stores	-	-	-	-
G472	Retail sale of food, beverages and tobacco in specialized stores	436	418	-	18
G473	Retail sale of automotive fuel in specialized stores	-	-	-	-
G474	Retail sale of information and communications equipment in specialized stores	-	-	-	-
G475	Retail sale of other household equipment in specialized stores	143	131	-	12
G476	Retail sale of cultural and recreation goods in specialized stores	-	-	-	-
G477	Retail sale of other goods in specialized stores	-	-	-	-
G479	Retail trade not in stores, stalls or markets	-	-	-	-
	VII - Central Visayas	660	602	-	58
G451	Sale of motor vehicles	-	-	-	-
G452	Maintenance and repair of motor vehicles	-	-	-	-
G453	Sale of motor vehicle parts and accessories	-	-	-	-
G454	Sale, maintenance and repair of motorcycles and related parts and accessories	-	-	-	-
G461	Wholesale on a fee or contract basis	-	-	-	-
G462	Wholesale of agricultural raw materials and live animals	-	-	-	-
G463	Wholesale of food, beverages and tobacco	-	-	-	-
G464	Wholesale of household goods	-	-	-	-
G465	Wholesale of machinery, equipment and supplies	-	-	-	-

Table 3 Number of Establishments and Compensation by Type for Wholesale and Retail Trade; Repair of Motor Vehicles and Motorcycles Establishments by Region and Industry Group: Philippines, 2018

(Values are in thousand PhP, except for number of establishments. Details may not add-up to total due to rounding and/or statistical disclosure control.)

Continued

2009 PSIC Code	Region / Industry Description	R&D Compensation			
		Total	Gross Salaries and Wages	Separation/ Retirement/ Terminal Pay, Gratuities, etc.	Employer's Contribution to SSSS/GSIS, ECC, etc
		(6)	(7)	(8)	(9)
G466	Other specialized wholesale	660	602	-	58
G469	Non-specialized wholesale trade	-	-	-	-
G471	Retail sale in non-specialized stores	-	-	-	-
G472	Retail sale of food, beverages and tobacco in specialized stores	-	-	-	-
G473	Retail sale of automotive fuel in specialized stores	-	-	-	-
G474	Retail sale of information and communications equipment in specialized stores	-	-	-	-
G475	Retail sale of other household equipment in specialized stores	-	-	-	-
G476	Retail sale of cultural and recreation goods in specialized stores	-	-	-	-
G477	Retail sale of other goods in specialized stores	-	-	-	-
G479	Retail trade not in stores, stalls or markets	-	-	-	-
	VIII - Eastern Visayas	-	-	-	-
G451	Sale of motor vehicles	-	-	-	-
G452	Maintenance and repair of motor vehicles	-	-	-	-
G453	Sale of motor vehicle parts and accessories	-	-	-	-
G454	Sale, maintenance and repair of motorcycles and related parts and accessories	-	-	-	-
G461	Wholesale on a fee or contract basis	-	-	-	-
G462	Wholesale of agricultural raw materials and live animals	-	-	-	-
G463	Wholesale of food, beverages and tobacco	-	-	-	-
G464	Wholesale of household goods	-	-	-	-
G465	Wholesale of machinery, equipment and supplies	-	-	-	-
G466	Other specialized wholesale	-	-	-	-
G471	Retail sale in non-specialized stores	-	-	-	-
G472	Retail sale of food, beverages and tobacco in specialized stores	-	-	-	-

Table 3 Number of Establishments and Compensation by Type for Wholesale and Retail Trade; Repair of Motor Vehicles and Motorcycles Establishments by Region and Industry Group: Philippines, 2018

(Values are in thousand PhP, except for number of establishments. Details may not add-up to total due to rounding and/or statistical disclosure control.)

Continued

2009 PSIC Code	Region / Industry Description	R&D Compensation			
		Total	Gross Salaries and Wages	Separation/ Retirement/ Terminal Pay, Gratuities, etc.	Employer's Contribution to SSSS/GSIS, ECC, etc
		(6)	(7)	(8)	(9)
G473	Retail sale of automotive fuel in specialized stores	-	-	-	-
G474	Retail sale of information and communications equipment in specialized stores	-	-	-	-
G475	Retail sale of other household equipment in specialized stores	-	-	-	-
G476	Retail sale of cultural and recreation goods in specialized stores	-	-	-	-
G477	Retail sale of other goods in specialized stores	-	-	-	-
	IX - Zamboanga Peninsula	-	-	-	-
G451	Sale of motor vehicles	-	-	-	-
G452	Maintenance and repair of motor vehicles	-	-	-	-
G453	Sale of motor vehicle parts and accessories	-	-	-	-
G454	Sale, maintenance and repair of motorcycles and related parts and accessories	-	-	-	-
G461	Wholesale on a fee or contract basis	-	-	-	-
G462	Wholesale of agricultural raw materials and live animals	-	-	-	-
G463	Wholesale of food, beverages and tobacco	-	-	-	-
G464	Wholesale of household goods	-	-	-	-
G465	Wholesale of machinery, equipment and supplies	-	-	-	-
G466	Other specialized wholesale	-	-	-	-
G471	Retail sale in non-specialized stores	-	-	-	-
G472	Retail sale of food, beverages and tobacco in specialized stores	-	-	-	-
G473	Retail sale of automotive fuel in specialized stores	-	-	-	-
G474	Retail sale of information and communications equipment in specialized stores	-	-	-	-
G475	Retail sale of other household equipment in specialized stores	-	-	-	-
G476	Retail sale of cultural and recreation goods in specialized stores	-	-	-	-

Table 3 Number of Establishments and Compensation by Type for Wholesale and Retail Trade; Repair of Motor Vehicles and Motorcycles Establishments by Region and Industry Group: Philippines, 2018

(Values are in thousand PhP, except for number of establishments. Details may not add-up to total due to rounding and/or statistical disclosure control.)

Continued

2009 PSIC Code	Region / Industry Description	R&D Compensation			
		Total	Gross Salaries and Wages	Separation/ Retirement/ Terminal Pay, Gratuities, etc.	Employer's Contribution to SSSS/GSIS, ECC, etc
		(6)	(7)	(8)	(9)
G477	Retail sale of other goods in specialized stores	-	-	-	-
G479	Retail trade not in stores, stalls or markets	-	-	-	-
	X - Northern Mindanao	2,928	2,579	-	349
G451	Sale of motor vehicles	-	-	-	-
G452	Maintenance and repair of motor vehicles	2,332	2,028	-	304
G453	Sale of motor vehicle parts and accessories	-	-	-	-
G454	Sale, maintenance and repair of motorcycles and related parts and accessories	-	-	-	-
G461	Wholesale on a fee or contract basis	-	-	-	-
G462	Wholesale of agricultural raw materials and live animals	-	-	-	-
G463	Wholesale of food, beverages and tobacco	-	-	-	-
G464	Wholesale of household goods	-	-	-	-
G465	Wholesale of machinery, equipment and supplies	-	-	-	-
G466	Other specialized wholesale	596	551	-	44
G469	Non-specialized wholesale trade	-	-	-	-
G471	Retail sale in non-specialized stores	-	-	-	-
G472	Retail sale of food, beverages and tobacco in specialized stores	-	-	-	-
G473	Retail sale of automotive fuel in specialized stores	-	-	-	-
G474	Retail sale of information and communications equipment in specialized stores	-	-	-	-
G475	Retail sale of other household equipment in specialized stores	-	-	-	-
G476	Retail sale of cultural and recreation goods in specialized stores	-	-	-	-
G477	Retail sale of other goods in specialized stores	-	-	-	-
G479	Retail trade not in stores, stalls or markets	-	-	-	-

Table 3 Number of Establishments and Compensation by Type for Wholesale and Retail Trade; Repair of Motor Vehicles and Motorcycles Establishments by Region and Industry Group: Philippines, 2018

(Values are in thousand PhP, except for number of establishments. Details may not add-up to total due to rounding and/or statistical disclosure control.)

Continued

Continued

2009 PSIC Code	Region / Industry Description	R&D Compensation			
		Total	Gross Salaries and Wages	Separation/ Retirement/ Terminal Pay, Gratuities, etc.	Employer's Contribution to SSSS/GSIS, ECC, etc
		(6)	(7)	(8)	(9)
XI - Davao Region		2,187	1,897	240	50
G451	Sale of motor vehicles	-	-	-	-
G452	Maintenance and repair of motor vehicles	-	-	-	-
G453	Sale of motor vehicle parts and accessories	-	-	-	-
G454	Sale, maintenance and repair of motorcycles and related parts and accessories	-	-	-	-
G461	Wholesale on a fee or contract basis	-	-	-	-
G462	Wholesale of agricultural raw materials and live animals	-	-	-	-
G463	Wholesale of food, beverages and tobacco	1,206	1,206	-	-
G464	Wholesale of household goods	-	-	-	-
G465	Wholesale of machinery, equipment and supplies	-	-	-	-
G466	Other specialized wholesale	-	-	-	-
G469	Non-specialized wholesale trade	-	-	-	-
G471	Retail sale in non-specialized stores	-	-	-	-
G472	Retail sale of food, beverages and tobacco in specialized stores	-	-	-	-
G473	Retail sale of automotive fuel in specialized stores	-	-	-	-
G474	Retail sale of information and communications equipment in specialized stores	-	-	-	-
G475	Retail sale of other household equipment in specialized stores	-	-	-	-
G476	Retail sale of cultural and recreation goods in specialized stores	685	400	240	45
G477	Retail sale of other goods in specialized stores	296	291	-	5
G479	Retail trade not in stores, stalls or markets	-	-	-	-

Table 3 Number of Establishments and Compensation by Type for Wholesale and Retail Trade; Repair of Motor Vehicles and Motorcycles Establishments by Region and Industry Group: Philippines, 2018

(Values are in thousand PhP, except for number of establishments. Details may not add-up to total due to rounding and/or statistical disclosure control.)

Continued

2009 PSIC Code	Region / Industry Description	R&D Compensation			
		Total	Gross Salaries and Wages	Separation/ Retirement/ Terminal Pay, Gratuities, etc.	Employer's Contribution to SSSS/GSIS, ECC, etc
		(6)	(7)	(8)	(9)
XII - SOCCSKSARGEN		5,236	4,831	-	405
G451	Sale of motor vehicles	-	-	-	-
G452	Maintenance and repair of motor vehicles	-	-	-	-
G453	Sale of motor vehicle parts and accessories	-	-	-	-
G454	Sale, maintenance and repair of motorcycles and related parts and accessories	-	-	-	-
G461	Wholesale on a fee or contract basis	-	-	-	-
G462	Wholesale of agricultural raw materials and live animals	3,042	2,862	-	180
G463	Wholesale of food, beverages and tobacco	2,194	1,969	-	225
G464	Wholesale of household goods	-	-	-	-
G465	Wholesale of machinery, equipment and supplies	-	-	-	-
G466	Other specialized wholesale	-	-	-	-
G471	Retail sale in non-specialized stores	-	-	-	-
G472	Retail sale of food, beverages and tobacco in specialized stores	-	-	-	-
G473	Retail sale of automotive fuel in specialized stores	-	-	-	-
G474	Retail sale of information and communications equipment in specialized stores	-	-	-	-
G475	Retail sale of other household equipment in specialized stores	-	-	-	-
G476	Retail sale of cultural and recreation goods in specialized stores	-	-	-	-
G477	Retail sale of other goods in specialized stores	-	-	-	-
G479	Retail trade not in stores, stalls or markets	-	-	-	-
XIII - Caraga		894	842	-	51
G451	Sale of motor vehicles	-	-	-	-
G452	Maintenance and repair of motor vehicles	-	-	-	-

Table 3 Number of Establishments and Compensation by Type for Wholesale and Retail Trade; Repair of Motor Vehicles and Motorcycles Establishments by Region and Industry Group: Philippines, 2018 CPBI

(Values are in thousand PhP, except for number of establishments. Details may not add-up to total due to rounding and/or statistical disclosure control.)

Continued

2009 PSIC Code	Region / Industry Description	R&D Compensation			
		Total	Gross Salaries and Wages	Separation/ Retirement/ Terminal Pay, Gratuities, etc.	Employer's Contribution to SSSS/GSIS, ECC, etc
		(6)	(7)	(8)	(9)
G453	Sale of motor vehicle parts and accessories	-	-	-	-
G454	Sale, maintenance and repair of motorcycles and related parts and accessories	-	-	-	-
G461	Wholesale on a fee or contract basis	S	S	S	S
G462	Wholesale of agricultural raw materials and live animals	-	-	-	-
G463	Wholesale of food, beverages and tobacco	-	-	-	-
G464	Wholesale of household goods	-	-	-	-
G465	Wholesale of machinery, equipment and supplies	-	-	-	-
G466	Other specialized wholesale	-	-	-	-
G471	Retail sale in non-specialized stores	-	-	-	-
G472	Retail sale of food, beverages and tobacco in specialized stores	-	-	-	-
G473	Retail sale of automotive fuel in specialized stores	-	-	-	-
G474	Retail sale of information and communications equipment in specialized stores	-	-	-	-
G475	Retail sale of other household equipment in specialized stores	-	-	-	-
G476	Retail sale of cultural and recreation goods in specialized stores	-	-	-	-
G477	Retail sale of other goods in specialized stores	452	437	-	15
G479	Retail trade not in stores, stalls or markets	S	S	S	S
	Autonomous Region in Muslim Mindanao	-	-	-	-
G451	Sale of motor vehicles	-	-	-	-
G453	Sale of motor vehicle parts and accessories	-	-	-	-
G454	Sale, maintenance and repair of motorcycles and related parts and accessories	-	-	-	-
G462	Wholesale of agricultural raw materials and live animals	-	-	-	-
G463	Wholesale of food, beverages and tobacco	-	-	-	-

Table 3 Number of Establishments and Compensation by Type for Wholesale and Retail Trade; Repair of Motor Vehicles and Motorcycles Establishments by Region and Industry Group: Philippines, 2018 CPBI

(Values are in thousand PhP, except for number of establishments. Details may not add-up to total due to rounding and/or statistical disclosure control.)

Concluded

2009 PSIC Code	Region / Industry Description	R&D Compensation			
		Total	Gross Salaries and Wages	Separation/ Retirement/ Terminal Pay, Gratuities, etc.	Employer's Contribution to SSSS/GSIS, ECC, etc
		(6)	(7)	(8)	(9)
G464	Wholesale of household goods	-	-	-	-
G465	Wholesale of machinery, equipment and supplies	-	-	-	-
G466	Other specialized wholesale	-	-	-	-
G471	Retail sale in non-specialized stores	-	-	-	-
G472	Retail sale of food, beverages and tobacco in specialized stores	-	-	-	-
G473	Retail sale of automotive fuel in specialized stores	-	-	-	-
G474	Retail sale of information and communications equipment in specialized stores	-	-	-	-
G475	Retail sale of other household equipment in specialized stores	-	-	-	-
G476	Retail sale of cultural and recreation goods in specialized stores	-	-	-	-
G477	Retail sale of other goods in specialized stores	-	-	-	-
G479	Retail trade not in stores, stalls or markets	-	-	-	-

Note: "-" – Zero Value

S – Suppressed Data

Source: Philippine Statistics Authority, 2018 Census of Philippine Business and Industry

Table 4 Number of Establishments and Revenue by Type for Wholesale and Retail Trade; Repair of Motor Vehicles and Motorcycles
Establishments by Region and Industry Group: Philippines, 2018*(Values are in thousand PhP, except for number of establishments. Details may not add-up to total due to rounding and/or statistical disclosure control.)*

PSIC 2009 Code	Region / Industry Description	Number of Establishments	Revenue			
			Total	Sale of Goods	Commissions and Fees Earned	Maintenance and Repair of Motor Vehicles and Motorcycles
		(1)	(2)	(3)	(4)	(5)
Philippines		137,674	8,552,961,837	8,334,972,508	50,001,734	28,354,824
G451	Sale of motor vehicles	1,595	494,441,706	470,529,518	1,940,237	9,760,171
G452	Maintenance and repair of motor vehicles	2,991	30,643,647	18,338,494	126,288	10,654,896
G453	Sale of motor vehicle parts and accessories	4,837	156,914,437	152,890,320	298,410	1,336,103
G454	Sale, maintenance and repair of motorcycles and related parts and accessories	8,501	423,316,762	401,498,951	9,899,635	4,965,218
G461	Wholesale on a fee or contract basis	518	52,175,143	34,112,593	17,580,093	491
G462	Wholesale of agricultural raw materials and live animals	2,430	126,577,490	125,257,216	271,477	1,000
G463	Wholesale of food, beverages and tobacco	3,508	648,329,942	641,135,306	1,777,744	5,696
G464	Wholesale of household goods	6,370	652,473,123	636,873,477	4,128,432	74,840
G465	Wholesale of machinery, equipment and supplies	2,810	367,027,750	345,315,194	2,150,679	937,301
G466	Other specialized wholesale	4,173	774,388,805	763,489,692	1,665,177	144,785
G469	Non-specialized wholesale trade	93	12,258,960	11,627,857	785	330
G471	Retail sale in non-specialized stores	13,478	1,353,638,399	1,326,474,023	2,082,060	26,860
G472	Retail sale of food, beverages and tobacco in specialized stores	11,793	210,776,620	209,009,055	93,785	3,768
G473	Retail sale of automotive fuel in specialized stores	7,074	729,799,702	724,480,571	120,422	185,061
G474	Retail sale of information and communications equipment in specialized stores	6,782	368,279,085	365,491,822	783,251	56,300
G475	Retail sale of other household equipment in specialized stores	17,389	665,873,607	650,411,776	4,694,371	101,023
G476	Retail sale of cultural and recreation goods in specialized stores	3,374	71,837,559	69,505,054	559,967	12,596
G477	Retail sale of other goods in specialized stores	39,585	1,408,398,751	1,383,086,094	1,660,420	87,674
G479	Retail trade not in stores, stalls or markets	373	5,810,350	5,445,495	168,499	713
National Capital Region		21,366	3,096,844,080	2,995,662,710	22,524,639	9,190,038
G451	Sale of motor vehicles	279	232,326,314	223,550,271	934,142	4,066,597
G452	Maintenance and repair of motor vehicles	387	10,951,961	5,916,217	83,107	3,789,558

Continued

Table 4 Number of Establishments and Revenue by Type for Wholesale and Retail Trade; Repair of Motor Vehicles and Motorcycles
Establishments by Region and Industry Group: Philippines, 2018

(Values are in thousand PhP, except for number of establishments. Details may not add-up to total due to rounding and/or statistical disclosure control.)

Continued

PSIC 2009 Code	Region / Industry Description	Number of Establishments	Revenue			
			Total	Sale of Goods	Commissions and Fees Earned	Maintenance and Repair of Motor Vehicles and Motorcycles
		(1)	(2)	(3)	(4)	(5)
G453	Sale of motor vehicle parts and accessories	688	53,183,315	51,731,365	249,576	174,999
G454	Sale, maintenance and repair of motorcycles and related parts and accessories	556	17,188,059	16,030,156	11,563	227,771
G461	Wholesale on a fee or contract basis	170	28,913,578	18,223,990	10,619,024	491
G462	Wholesale of agricultural raw materials and live animals	217	29,775,080	29,494,779	171,938	-
G463	Wholesale of food, beverages and tobacco	563	251,636,024	249,265,669	490,776	377
G464	Wholesale of household goods	2,144	402,691,043	390,769,552	3,624,462	66,559
G465	Wholesale of machinery, equipment and supplies	1,189	248,420,706	231,922,627	1,901,581	562,116
G466	Other specialized wholesale	1,043	424,698,374	417,612,247	1,434,506	120,172
G469	Non-specialized wholesale trade	28	3,547,360	3,547,041	-	-
G471	Retail sale in non-specialized stores	1,344	354,958,596	345,649,725	713,530	1,920
G472	Retail sale of food, beverages and tobacco in specialized stores	941	74,793,435	73,728,769	716	2,008
G473	Retail sale of automotive fuel in specialized stores	619	172,988,525	170,545,469	51,668	84,808
G474	Retail sale of information and communications equipment in specialized stores	770	94,925,987	93,042,968	354,533	43,433
G475	Retail sale of other household equipment in specialized stores	2,746	188,229,346	181,387,725	957,834	6,082
G476	Retail sale of cultural and recreation goods in specialized stores	539	29,274,106	28,526,587	18,682	3,605
G477	Retail sale of other goods in specialized stores	7,048	473,959,364	460,663,524	743,711	38,830
G479	Retail trade not in stores, stalls or markets	96	4,382,907	4,054,031	163,288	713
	Cordillera Administrative Region	4,683	86,843,268	83,382,468	1,036,545	864,983
G451	Sale of motor vehicles	37	4,693,891	4,465,230	-	153,655
G452	Maintenance and repair of motor vehicles	130	561,100	111,684	-	448,632
G453	Sale of motor vehicle parts and accessories	188	1,048,855	851,522	-	95,966
G454	Sale, maintenance and repair of motorcycles and related parts and accessories	293	7,441,883	7,266,269	-	159,011

Table 4 Number of Establishments and Revenue by Type for Wholesale and Retail Trade; Repair of Motor Vehicles and Motorcycles
Establishments by Region and Industry Group: Philippines, 2018

(Values are in thousand PhP, except for number of establishments. Details may not add-up to total due to rounding and/or statistical disclosure control.)

Continued

PSIC 2009 Code	Region / Industry Description	Number of Establishments	Revenue			
			Total	Sale of Goods	Commissions and Fees Earned	Maintenance and Repair of Motor Vehicles and Motorcycles
		(1)	(2)	(3)	(4)	(5)
G461	Wholesale on a fee or contract basis	12	1,181,802	978,720	200,334	-
G462	Wholesale of agricultural raw materials and live animals	74	509,446	506,130	1,509	-
G463	Wholesale of food, beverages and tobacco	126	6,366,063	6,242,930	43,133	-
G464	Wholesale of household goods	144	1,885,428	1,794,190	43,315	-
G465	Wholesale of machinery, equipment and supplies	41	552,452	497,702	-	-
G466	Other specialized wholesale	97	879,958	854,264	-	-
G471	Retail sale in non-specialized stores	376	21,229,348	20,976,881	26,101	-
G472	Retail sale of food, beverages and tobacco in specialized stores	391	1,163,136	1,147,365	-	-
G473	Retail sale of automotive fuel in specialized stores	346	9,603,064	9,229,621	-	1,883
G474	Retail sale of information and communications equipment in specialized stores	312	6,419,968	6,198,096	135,343	5,835
G475	Retail sale of other household equipment in specialized stores	820	13,972,737	13,282,410	448,195	-
G476	Retail sale of cultural and recreation goods in specialized stores	110	1,858,707	1,711,051	135,973	-
G477	Retail sale of other goods in specialized stores	1,161	7,433,118	7,228,734	-	-
G479	Retail trade not in stores, stalls or markets	24	42,312	39,670	2,642	-
I - Ilocos Region		5,820	251,263,418	247,006,392	529,912	461,136
G451	Sale of motor vehicles	72	19,436,506	18,643,016	161,082	200,400
G452	Maintenance and repair of motor vehicles	159	772,377	535,924	-	236,114
G453	Sale of motor vehicle parts and accessories	354	2,317,067	2,279,335	-	12,901
G454	Sale, maintenance and repair of motorcycles and related parts and accessories	285	21,767,521	21,666,489	7,029	189
G462	Wholesale of agricultural raw materials and live animals	91	1,569,662	1,466,215	4,041	-
G463	Wholesale of food, beverages and tobacco	157	26,753,648	26,453,170	54,257	-
G464	Wholesale of household goods	273	6,037,914	6,004,986	-	-

Table 4 Number of Establishments and Revenue by Type for Wholesale and Retail Trade; Repair of Motor Vehicles and Motorcycles
Establishments by Region and Industry Group: Philippines, 2018

(Values are in thousand PhP, except for number of establishments. Details may not add-up to total due to rounding and/or statistical disclosure control.)

Continued

PSIC 2009 Code	Region / Industry Description	Number of Establishments	Revenue			
			Total	Sale of Goods	Commissions and Fees Earned	Maintenance and Repair of Motor Vehicles and Motorcycles
		(1)	(2)	(3)	(4)	(5)
G465	Wholesale of machinery, equipment and supplies	108	1,741,937	1,738,340	-	-
G466	Other specialized wholesale	244	8,727,371	8,672,179	4,333	2,008
G469	Non-specialized wholesale trade	5	265,640	265,158	-	-
G471	Retail sale in non-specialized stores	793	60,229,985	59,156,008	207,420	4,114
G472	Retail sale of food, beverages and tobacco in specialized stores	525	16,185,882	16,083,741	-	1,759
G473	Retail sale of automotive fuel in specialized stores	294	28,355,044	28,118,266	-	370
G474	Retail sale of information and communications equipment in specialized stores	350	6,145,215	6,142,322	90	-
G475	Retail sale of other household equipment in specialized stores	815	18,813,791	18,289,145	81,253	-
G476	Retail sale of cultural and recreation goods in specialized stores	110	2,801,284	2,768,587	-	-
G477	Retail sale of other goods in specialized stores	1,173	29,197,449	28,578,387	10,407	3,281
G479	Retail trade not in stores, stalls or markets	10	145,124	145,124	-	-
II - Cagayan Valley		5,470	164,875,564	161,500,617	266,126	838,296
G451	Sale of motor vehicles	68	7,215,577	6,840,009	-	301,400
G452	Maintenance and repair of motor vehicles	152	789,071	365,256	-	414,784
G453	Sale of motor vehicle parts and accessories	261	4,400,308	4,316,962	-	20,600
G454	Sale, maintenance and repair of motorcycles and related parts and accessories	365	5,924,220	5,455,004	-	101,511
G462	Wholesale of agricultural raw materials and live animals	162	19,000,763	18,719,477	8,216	-
G463	Wholesale of food, beverages and tobacco	87	17,334,746	16,728,528	112,553	-
G464	Wholesale of household goods	305	8,611,046	8,529,019	2,903	-
G465	Wholesale of machinery, equipment and supplies	69	3,717,138	3,704,682	344	-
G466	Other specialized wholesale	183	4,159,071	4,006,969	-	-
G471	Retail sale in non-specialized stores	337	21,918,236	21,631,421	86,247	-
G472	Retail sale of food, beverages and tobacco in specialized stores	669	3,940,452	3,931,200	2,816	-

Table 4 Number of Establishments and Revenue by Type for Wholesale and Retail Trade; Repair of Motor Vehicles and Motorcycles
Establishments by Region and Industry Group: Philippines, 2018

(Values are in thousand PhP, except for number of establishments. Details may not add-up to total due to rounding and/or statistical disclosure control.)

Continued

PSIC 2009 Code	Region / Industry Description	Number of Establishments	Revenue			
			Total	Sale of Goods	Commissions and Fees Earned	Maintenance and Repair of Motor Vehicles and Motorcycles
		(1)	(2)	(3)	(4)	(5)
G473	Retail sale of automotive fuel in specialized stores	358	12,930,552	12,886,206	25,571	-
G474	Retail sale of information and communications equipment in specialized stores	390	12,485,134	12,425,944	-	-
G475	Retail sale of other household equipment in specialized stores	705	20,118,130	19,824,004	475	-
G476	Retail sale of cultural and recreation goods in specialized stores	199	2,697,452	2,680,337	-	-
G477	Retail sale of other goods in specialized stores	1,151	19,626,688	19,448,619	27,001	-
G479	Retail trade not in stores, stalls or markets	9	6,979	6,979	-	-
III – Central Luzon		10,554	715,485,001	702,595,528	1,79,645	1,806,223
G451	Sale of motor vehicles	176	34,525,537	32,503,009	370,898	749,015
G452	Maintenance and repair of motor vehicles	233	1,388,491	519,469	18,555	829,313
G453	Sale of motor vehicle parts and accessories	331	17,040,817	16,662,868	-	130,650
G454	Sale, maintenance and repair of motorcycles and related parts and accessories	502	4,985,868	4,796,470	11,711	69,998
G461	Wholesale on a fee or contract basis	15	1,162,884	233,519	929,365	-
G462	Wholesale of agricultural raw materials and live animals	222	3,476,185	3,438,340	22,713	-
G463	Wholesale of food, beverages and tobacco	273	43,682,632	43,353,911	75,717	1,213
G464	Wholesale of household goods	466	59,458,652	59,150,268	240	584
G465	Wholesale of machinery, equipment and supplies	161	2,455,882	2,383,906	4,367	16,020
G466	Other specialized wholesale	362	60,000,775	59,882,792	2,444	3,003
G469	Non-specialized wholesale trade	5	85,175	85,168	-	-
G471	Retail sale in non-specialized stores	1,222	177,202,917	174,458,938	248,966	-
G472	Retail sale of food, beverages and tobacco in specialized stores	650	7,886,795	7,782,009	220	-
G473	Retail sale of automotive fuel in specialized stores	671	69,058,563	68,679,136	2,925	6,302
G474	Retail sale of information and communications equipment in specialized stores	183	5,305,451	5,296,276	-	-

Table 4 Number of Establishments and Revenue by Type for Wholesale and Retail Trade; Repair of Motor Vehicles and Motorcycles
Establishments by Region and Industry Group: Philippines, 2018*(Values are in thousand PhP, except for number of establishments. Details may not add-up to total due to rounding and/or statistical disclosure control.)**Continued*

PSIC 2009 Code	Region / Industry Description	Number of Establishments	Revenue			
			Total	Sale of Goods	Commissions and Fees Earned	Maintenance and Repair of Motor Vehicles and Motorcycles
		(1)	(2)	(3)	(4)	(5)
G475	Retail sale of other household equipment in specialized stores	1,435	59,436,123	58,293,940	63,909	125
G476	Retail sale of cultural and recreation goods in specialized stores	259	3,784,499	3,753,408	-	-
G477	Retail sale of other goods in specialized stores	3,376	164,517,669	161,658,392	45,614	-
G479	Retail trade not in stores, stalls or markets	12	30,086	27,709	-	-
IVA - CALABARZON		12,537	1,245,646,915	1,212,010,886	11,622,936	5,662,161
G451	Sale of motor vehicles	105	50,652,532	47,154,288	195,339	1,381,187
G452	Maintenance and repair of motor vehicles	254	6,578,789	5,519,352	-	1,026,213
G453	Sale of motor vehicle parts and accessories	463	29,105,732	28,633,291	6,170	296,749
G454	Sale, maintenance and repair of motorcycles and related parts and accessories	665	204,119,238	189,003,496	9,112,796	2,675,088
G461	Wholesale on a fee or contract basis	48	2,624,921	1,415,909	1,204,534	-
G462	Wholesale of agricultural raw materials and live animals	120	3,398,907	3,363,915	17,664	-
G463	Wholesale of food, beverages and tobacco	292	46,633,770	46,207,757	73,714	343
G464	Wholesale of household goods	349	41,420,612	40,864,623	75,451	-
G465	Wholesale of machinery, equipment and supplies	154	41,938,181	39,639,096	99,327	242,056
G466	Other specialized wholesale	356	36,350,792	36,041,671	-	587
G469	Non-specialized wholesale trade	9	1,453,575	1,453,019	-	-
G471	Retail sale in non-specialized stores	1,855	273,259,636	267,830,678	545,726	-
G472	Retail sale of food, beverages and tobacco in specialized stores	1,477	12,135,403	12,104,040	13,638	-
G473	Retail sale of automotive fuel in specialized stores	788	129,093,551	128,895,644	3,692	37,641
G474	Retail sale of information and communications equipment in specialized stores	341	94,858,546	94,650,639	203,808	-
G475	Retail sale of other household equipment in specialized stores	2,207	96,486,625	95,457,650	16,128	2,297
G476	Retail sale of cultural and recreation goods in specialized stores	317	7,373,462	7,308,668	-	-

Table 4 Number of Establishments and Revenue by Type for Wholesale and Retail Trade; Repair of Motor Vehicles and Motorcycles
Establishments by Region and Industry Group: Philippines, 2018

(Values are in thousand PhP, except for number of establishments. Details may not add-up to total due to rounding and/or statistical disclosure control.)

Continued

PSIC 2009 Code	Region / Industry Description	Number of Establishments	Revenue			
			Total	Sale of Goods	Commissions and Fees Earned	Maintenance and Repair of Motor Vehicles and Motorcycles
		(1)	(2)	(3)	(4)	(5)
G477	Retail sale of other goods in specialized stores	2,698	167,977,492	166,304,249	54,949	-
G479	Retail trade not in stores, stalls or markets	38	185,152	162,899	-	-
	MIMAROPA	4,931	122,941,575	120,407,621	917,625	128,571
G451	Sale of motor vehicles	16	2,156,211	2,105,741	-	18,302
G452	Maintenance and repair of motor vehicles	102	175,785	66,206	-	87,660
G453	Sale of motor vehicle parts and accessories	195	1,440,862	1,420,997	-	11,104
G454	Sale, maintenance and repair of motorcycles and related parts and accessories	609	14,340,254	14,000,788	127,161	64
G461	Wholesale on a fee or contract basis	S	S	S	S	S
G462	Wholesale of agricultural raw materials and live animals	121	2,340,778	2,244,438	13,793	-
G463	Wholesale of food, beverages and tobacco	123	14,006,930	13,870,987	82,218	-
G464	Wholesale of household goods	202	1,836,929	1,836,248	248	-
G465	Wholesale of machinery, equipment and supplies	77	3,894,970	3,894,970	-	-
G466	Other specialized wholesale	111	6,879,153	6,752,745	24,554	190
G471	Retail sale in non-specialized stores	422	13,863,156	13,783,200	2,696	-
G472	Retail sale of food, beverages and tobacco in specialized stores	296	1,246,064	1,237,921	-	-
G473	Retail sale of automotive fuel in specialized stores	307	12,731,894	12,719,244	324	-
G474	Retail sale of information and communications equipment in specialized stores	289	4,355,479	4,299,480	51,360	2,624
G475	Retail sale of other household equipment in specialized stores	631	14,134,728	14,040,467	-	-
G476	Retail sale of cultural and recreation goods in specialized stores	105	983,589	981,822	-	-
G477	Retail sale of other goods in specialized stores	1,313	27,893,168	26,770,136	335,889	8,626
G479	Retail trade not in stores, stalls or markets	S	S	S	S	S

Table 4 Number of Establishments and Revenue by Type for Wholesale and Retail Trade; Repair of Motor Vehicles and Motorcycles
Establishments by Region and Industry Group: Philippines, 2018

(Values are in thousand PhP, except for number of establishments. Details may not add-up to total due to rounding and/or statistical disclosure control.)

Continued

PSIC 2009 Code	Region / Industry Description	Number of Establishments	Revenue			
			Total	Sale of Goods	Commissions and Fees Earned	Maintenance and Repair of Motor Vehicles and Motorcycles
		(1)	(2)	(3)	(4)	(5)
V - Bicol Region		5,944	199,992,427	194,246,882	3,604,613	209,912
G451	Sale of motor vehicles	38	5,935,292	5,732,810	25,057	26,866
G452	Maintenance and repair of motor vehicles	185	1,748,748	1,660,048	4,504	57,614
G453	Sale of motor vehicle parts and accessories	195	4,219,319	4,106,143	1,968	13,988
G454	Sale, maintenance and repair of motorcycles and related parts and accessories	331	3,421,317	3,026,968	-	87,695
G461	Wholesale on a fee or contract basis	27	1,607,495	1,283,753	304,712	-
G462	Wholesale of agricultural raw materials and live animals	111	10,018,771	9,984,794	5,600	-
G463	Wholesale of food, beverages and tobacco	227	20,492,544	19,699,880	91,196	100
G464	Wholesale of household goods	282	11,497,563	11,456,816	-	-
G465	Wholesale of machinery, equipment and supplies	139	1,846,162	1,821,220	284	1,737
G466	Other specialized wholesale	137	6,499,769	6,474,889	-	-
G471	Retail sale in non-specialized stores	481	34,279,968	34,073,867	9,498	-
G472	Retail sale of food, beverages and tobacco in specialized stores	602	3,521,237	3,492,839	20,038	-
G473	Retail sale of automotive fuel in specialized stores	333	21,508,328	21,467,535	-	-
G474	Retail sale of information and communications equipment in specialized stores	173	4,077,200	4,062,397	12,877	-
G475	Retail sale of other household equipment in specialized stores	810	21,833,569	18,559,160	3,033,910	21,720
G476	Retail sale of cultural and recreation goods in specialized stores	136	2,245,790	2,239,696	-	192
G477	Retail sale of other goods in specialized stores	1,719	45,210,076	45,078,212	94,968	-
G479	Retail trade not in stores, stalls or markets	17	29,278	25,857	-	-
VI - Western Visayas		9,405	401,886,889	394,297,904	497,820	1,548,582
G451	Sale of motor vehicles	121	35,166,989	32,439,011	25,412	801,919
G452	Maintenance and repair of motor vehicles	193	1,366,460	850,908	14,247	485,648

Table 4 Number of Establishments and Revenue by Type for Wholesale and Retail Trade; Repair of Motor Vehicles and Motorcycles
Establishments by Region and Industry Group: Philippines, 2018

(Values are in thousand PhP, except for number of establishments. Details may not add-up to total due to rounding and/or statistical disclosure control.)

Continued

PSIC 2009 Code	Region / Industry Description	Number of Establishments	Revenue			
			Total	Sale of Goods	Commissions and Fees Earned	Maintenance and Repair of Motor Vehicles and Motorcycles
		(1)	(2)	(3)	(4)	(5)
G453	Sale of motor vehicle parts and accessories	216	3,133,770	2,802,157	192	56,966
G454	Sale, maintenance and repair of motorcycles and related parts and accessories	910	20,955,293	20,153,208	48,795	203,122
G461	Wholesale on a fee or contract basis	21	529,405	514,947	10,944	-
G462	Wholesale of agricultural raw materials and live animals	148	3,597,401	3,536,972	13,546	-
G463	Wholesale of food, beverages and tobacco	227	64,963,879	64,687,530	51,726	10
G464	Wholesale of household goods	350	21,586,777	21,472,407	9,123	-
G465	Wholesale of machinery, equipment and supplies	79	2,221,778	2,027,176	102,792	-
G466	Other specialized wholesale	207	31,735,142	31,545,679	-	362
G471	Retail sale in non-specialized stores	933	70,416,843	69,319,095	61,291	-
G472	Retail sale of food, beverages and tobacco in specialized stores	671	9,646,155	9,591,289	-	-
G473	Retail sale of automotive fuel in specialized stores	426	27,243,221	27,110,001	20,640	-
G474	Retail sale of information and communications equipment in specialized stores	517	19,084,545	19,065,513	618	-
G475	Retail sale of other household equipment in specialized stores	1,109	27,133,615	26,996,445	9,914	-
G476	Retail sale of cultural and recreation goods in specialized stores	274	2,666,084	2,625,459	322	-
G477	Retail sale of other goods in specialized stores	2,965	60,401,410	59,524,446	128,260	554
G479	Retail trade not in stores, stalls or markets	38	38,120	35,664	-	-
VII - Central Visayas		11,642	508,439,033	496,774,837	861,340	2,342,178
G451	Sale of motor vehicles	206	39,947,100	38,060,072	83,111	769,397
G452	Maintenance and repair of motor vehicles	272	1,721,682	545,714	-	1,113,618
G453	Sale of motor vehicle parts and accessories	408	10,402,201	9,934,243	-	382,970
G454	Sale, maintenance and repair of motorcycles and related parts and accessories	486	16,696,389	16,298,584	32,309	23,889
G461	Wholesale on a fee or contract basis	38	4,295,029	4,273,139	18,572	-

Table 4 Number of Establishments and Revenue by Type for Wholesale and Retail Trade; Repair of Motor Vehicles and Motorcycles
Establishments by Region and Industry Group: Philippines, 2018*(Values are in thousand PhP, except for number of establishments. Details may not add-up to total due to rounding and/or statistical disclosure control.)**Continued*

PSIC 2009 Code	Region / Industry Description	Number of Establishments	Revenue			
			Total	Sale of Goods	Commissions and Fees Earned	Maintenance and Repair of Motor Vehicles and Motorcycles
		(1)	(2)	(3)	(4)	(5)
G462	Wholesale of agricultural raw materials and live animals	118	4,608,683	4,580,153	-	-
G463	Wholesale of food, beverages and tobacco	233	40,576,995	40,246,398	144,732	547
G464	Wholesale of household goods	494	25,196,896	24,960,664	28,141	1,851
G465	Wholesale of machinery, equipment and supplies	216	13,896,480	12,123,944	6,261	32,097
G466	Other specialized wholesale	362	29,859,246	29,250,170	4,834	887
G469	Non-specialized wholesale trade	8	977,289	976,443	-	149
G471	Retail sale in non-specialized stores	1,032	80,660,899	78,841,611	42,069	-
G472	Retail sale of food, beverages and tobacco in specialized stores	1,386	17,731,329	17,717,248	6,065	-
G473	Retail sale of automotive fuel in specialized stores	419	28,107,859	27,998,015	-	2,039
G474	Retail sale of information and communications equipment in specialized stores	461	24,554,424	24,411,090	-	-
G475	Retail sale of other household equipment in specialized stores	1,676	62,227,643	61,730,747	2,273	10,151
G476	Retail sale of cultural and recreation goods in specialized stores	217	5,613,178	5,234,611	317,483	427
G477	Retail sale of other goods in specialized stores	3,571	100,865,234	99,091,513	175,489	4,156
G479	Retail trade not in stores, stalls or markets	41	500,477	500,477	-	-
	VIII - Eastern Visayas	6,429	195,470,913	192,185,982	141,889	885,623
G451	Sale of motor vehicles	70	9,485,365	8,982,369	40,084	215,281
G452	Maintenance and repair of motor vehicles	147	772,897	130,993	-	595,965
G453	Sale of motor vehicle parts and accessories	221	4,475,763	4,417,808	9,627	31,624
G454	Sale, maintenance and repair of motorcycles and related parts and accessories	352	3,370,386	3,223,131	1,037	-
G461	Wholesale on a fee or contract basis	9	4,350	924	3,426	-
G462	Wholesale of agricultural raw materials and live animals	123	3,522,520	3,519,873	-	-
G463	Wholesale of food, beverages and tobacco	182	15,609,147	15,467,251	74,213	-
G464	Wholesale of household goods	213	7,837,273	6,883,479	-	-

Table 4 Number of Establishments and Revenue by Type for Wholesale and Retail Trade; Repair of Motor Vehicles and Motorcycles
Establishments by Region and Industry Group: Philippines, 2018

(Values are in thousand PhP, except for number of establishments. Details may not add-up to total due to rounding and/or statistical disclosure control.)

Continued

PSIC 2009 Code	Region / Industry Description	Number of Establishments	Revenue			
			Total	Sale of Goods	Commissions and Fees Earned	Maintenance and Repair of Motor Vehicles and Motorcycles
		(1)	(2)	(3)	(4)	(5)
G465	Wholesale of machinery, equipment and supplies	82	2,749,172	2,748,915	-	-
G466	Other specialized wholesale	171	8,563,230	8,409,962	-	12,612
G471	Retail sale in non-specialized stores	448	17,401,693	17,114,645	3,375	-
G472	Retail sale of food, beverages and tobacco in specialized stores	827	3,330,192	3,330,192	-	-
G473	Retail sale of automotive fuel in specialized stores	402	66,072,127	65,899,679	-	25,291
G474	Retail sale of information and communications equipment in specialized stores	394	7,912,704	7,865,650	-	-
G475	Retail sale of other household equipment in specialized stores	896	16,817,008	16,734,769	-	4,849
G476	Retail sale of cultural and recreation goods in specialized stores	249	1,630,374	1,593,022	-	-
G477	Retail sale of other goods in specialized stores	1,643	25,916,710	25,863,321	10,126	-
IX - Zamboanga Peninsula		7,248	175,107,723	172,855,086	485,783	234,254
G451	Sale of motor vehicles	84	2,552,930	2,496,366	801	16,237
G452	Maintenance and repair of motor vehicles	76	400,448	183,665	4,801	204,802
G453	Sale of motor vehicle parts and accessories	138	673,060	661,284	7,528	2,000
G454	Sale, maintenance and repair of motorcycles and related parts and accessories	646	15,571,112	15,295,509	229,631	16
G461	Wholesale on a fee or contract basis	32	718,048	550,868	166,980	-
G462	Wholesale of agricultural raw materials and live animals	228	7,617,677	7,582,922	-	-
G463	Wholesale of food, beverages and tobacco	243	18,000,152	17,657,292	65,364	-
G464	Wholesale of household goods	158	8,723,356	8,680,055	9,666	-
G465	Wholesale of machinery, equipment and supplies	98	1,216,352	1,214,275	-	311
G466	Other specialized wholesale	195	4,975,631	4,712,926	-	-
G471	Retail sale in non-specialized stores	913	17,469,356	16,934,325	587	-
G472	Retail sale of food, beverages and tobacco in specialized stores	662	12,796,101	12,783,323	-	-
G473	Retail sale of automotive fuel in specialized stores	359	19,542,748	19,473,291	-	-

Table 4 Number of Establishments and Revenue by Type for Wholesale and Retail Trade; Repair of Motor Vehicles and Motorcycles
Establishments by Region and Industry Group: Philippines, 2018*(Values are in thousand PhP, except for number of establishments. Details may not add-up to total due to rounding and/or statistical disclosure control.)**Continued*

PSIC 2009 Code	Region / Industry Description	Number of Establishments	Revenue			
			Total	Sale of Goods	Commissions and Fees Earned	Maintenance and Repair of Motor Vehicles and Motorcycles
		(1)	(2)	(3)	(4)	(5)
G474	Retail sale of information and communications equipment in specialized stores	267	5,140,804	5,134,442	-	-
G475	Retail sale of other household equipment in specialized stores	765	10,911,073	10,872,822	-	-
G476	Retail sale of cultural and recreation goods in specialized stores	113	458,898	449,254	-	8,371
G477	Retail sale of other goods in specialized stores	2,263	48,328,642	48,161,133	425	2,516
G479	Retail trade not in stores, stalls or markets	9	11,335	11,335	-	-
	X - Northern Mindanao	8,063	526,075,191	516,729,914	762,446	1,196,474
G451	Sale of motor vehicles	101	18,101,830	16,526,242	16,956	505,634
G452	Maintenance and repair of motor vehicles	176	986,207	687,867	-	286,673
G453	Sale of motor vehicle parts and accessories	274	10,357,096	10,106,236	221	38,491
G454	Sale, maintenance and repair of motorcycles and related parts and accessories	732	6,365,175	5,907,478	-	324,184
G461	Wholesale on a fee or contract basis	15	935,251	569,804	257,377	-
G462	Wholesale of agricultural raw materials and live animals	123	21,484,642	21,425,232	2,169	-
G463	Wholesale of food, beverages and tobacco	208	28,604,533	28,318,321	65,541	594
G464	Wholesale of household goods	253	16,646,917	15,789,908	247,865	5,846
G465	Wholesale of machinery, equipment and supplies	107	2,747,149	2,740,318	118	-
G466	Other specialized wholesale	162	68,706,728	67,688,945	-	181
G469	Non-specialized wholesale trade	30	5,867,894	5,239,786	-	181
G471	Retail sale in non-specialized stores	935	68,375,827	66,623,806	58,753	14,478
G472	Retail sale of food, beverages and tobacco in specialized stores	775	7,550,737	7,514,075	-	-
G473	Retail sale of automotive fuel in specialized stores	497	50,343,688	49,957,850	6,568	2,086
G474	Retail sale of information and communications equipment in specialized stores	569	59,938,703	59,930,515	-	-
G475	Retail sale of other household equipment in specialized stores	622	32,406,981	32,113,684	21,059	18,126

Table 4 Number of Establishments and Revenue by Type for Wholesale and Retail Trade; Repair of Motor Vehicles and Motorcycles
Establishments by Region and Industry Group: Philippines, 2018

(Values are in thousand PhP, except for number of establishments. Details may not add-up to total due to rounding and/or statistical disclosure control.)

Continued

PSIC 2009 Code	Region / Industry Description	Number of Establishments	Revenue			
			Total	Sale of Goods	Commissions and Fees Earned	Maintenance and Repair of Motor Vehicles and Motorcycles
		(1)	(2)	(3)	(4)	(5)
G476	Retail sale of cultural and recreation goods in specialized stores	147	3,875,876	3,708,508	85,723	-
G477	Retail sale of other goods in specialized stores	2,328	122,765,999	121,867,379	98	-
G479	Retail trade not in stores, stalls or markets	9	13,958	13,958	-	-
	XI - Davao Region	8,425	477,988,635	467,330,652	4,120,659	1,844,599
G451	Sale of motor vehicles	118	23,281,928	22,648,441	84,792	329,526
G452	Maintenance and repair of motor vehicles	225	1,317,180	895,541	739	395,346
G453	Sale of motor vehicle parts and accessories	357	7,305,253	7,174,111	14,992	62,274
G454	Sale, maintenance and repair of motorcycles and related parts and accessories	579	41,416,587	40,470,730	35,647	887,594
G461	Wholesale on a fee or contract basis	74	8,247,734	4,604,266	3,423,254	-
G462	Wholesale of agricultural raw materials and live animals	157	6,441,599	6,339,800	514	-
G463	Wholesale of food, beverages and tobacco	238	25,894,113	25,516,849	139,575	-
G464	Wholesale of household goods	332	24,990,400	24,670,006	74,589	-
G465	Wholesale of machinery, equipment and supplies	82	34,955,858	34,305,898	-	82,341
G466	Other specialized wholesale	266	72,460,011	71,775,035	194,298	703
G469	Non-specialized wholesale trade	9	62,026	61,241	785	-
G471	Retail sale in non-specialized stores	628	95,412,813	93,828,058	37,714	6,208
G472	Retail sale of food, beverages and tobacco in specialized stores	561	3,282,080	3,022,052	50,292	-
G473	Retail sale of automotive fuel in specialized stores	464	39,552,349	39,503,033	9,004	15,511
G474	Retail sale of information and communications equipment in specialized stores	558	10,973,268	10,907,426	20,891	-
G475	Retail sale of other household equipment in specialized stores	584	41,316,509	41,045,320	110	35,849
G476	Retail sale of cultural and recreation goods in specialized stores	181	2,377,803	2,339,601	-	-

Table 4 Number of Establishments and Revenue by Type for Wholesale and Retail Trade; Repair of Motor Vehicles and Motorcycles
Establishments by Region and Industry Group: Philippines, 2018

(Values are in thousand PhP, except for number of establishments. Details may not add-up to total due to rounding and/or statistical disclosure control.)

Continued

PSIC 2009 Code	Region / Industry Description	Number of Establishments	Revenue			
			Total	Sale of Goods	Commissions and Fees Earned	Maintenance and Repair of Motor Vehicles and Motorcycles
		(1)	(2)	(3)	(4)	(5)
G477	Retail sale of other goods in specialized stores	2,994	38,451,484	37,973,604	33,464	29,248
G479	Retail trade not in stores, stalls or markets	21	249,640	249,640	-	-
XII - SOCCSKSARGEN		7,783	219,571,786	215,423,648	404,617	273,898
G451	Sale of motor vehicles	68	5,737,898	5,353,438	-	120,751
G452	Maintenance and repair of motor vehicles	221	295,533	107,661	334	138,675
G453	Sale of motor vehicle parts and accessories	305	6,376,534	6,365,431	6,540	245
G454	Sale, maintenance and repair of motorcycles and related parts and accessories	460	9,690,201	9,641,821	3,432	4,455
G461	Wholesale on a fee or contract basis	53	795,158	626,198	162,188	-
G462	Wholesale of agricultural raw materials and live animals	192	4,766,554	4,616,387	9,774	-
G463	Wholesale of food, beverages and tobacco	179	15,424,784	15,227,158	116,610	237
G464	Wholesale of household goods	251	10,793,805	10,761,952	9,439	-
G465	Wholesale of machinery, equipment and supplies	113	3,498,656	3,445,764	-	-
G466	Other specialized wholesale	130	5,224,815	5,177,750	100	458
G471	Retail sale in non-specialized stores	652	24,635,058	24,159,145	37,887	139
G472	Retail sale of food, beverages and tobacco in specialized stores	778	22,720,577	22,696,111	-	-
G473	Retail sale of automotive fuel in specialized stores	447	25,032,608	24,458,930	-	8,349
G474	Retail sale of information and communications equipment in specialized stores	834	6,035,494	6,019,210	-	-
G475	Retail sale of other household equipment in specialized stores	1,031	31,306,431	31,065,941	55,724	125
G476	Retail sale of cultural and recreation goods in specialized stores	248	3,726,237	3,121,906	-	-
G477	Retail sale of other goods in specialized stores	1,804	43,472,421	42,542,644	20	463
G479	Retail trade not in stores, stalls or markets	15	39,022	36,200	2,569	-

Table 4 Number of Establishments and Revenue by Type for Wholesale and Retail Trade; Repair of Motor Vehicles and Motorcycles
Establishments by Region and Industry Group: Philippines, 2018

(Values are in thousand PhP, except for number of establishments. Details may not add-up to total due to rounding and/or statistical disclosure control.)

Continued

PSIC 2009 Code	Region / Industry Description	Number of Establishments	Revenue			
			Total	Sale of Goods	Commissions and Fees Earned	Maintenance and Repair of Motor Vehicles and Motorcycles
		(1)	(2)	(3)	(4)	(5)
XIII - Caraga		5,390	155,629,044	153,358,599	407,760	852,234
G451	Sale of motor vehicles	27	3,223,607	3,027,005	2,562	104,004
G452	Maintenance and repair of motor vehicles	80	816,919	241,989	-	544,279
G453	Sale of motor vehicle parts and accessories	138	1,400,852	1,400,852	-	-
G454	Sale, maintenance and repair of motorcycles and related parts and accessories	586	29,948,220	29,147,814	278,524	200,631
G461	Wholesale on a fee or contract basis	S	S	S	S	S
G462	Wholesale of agricultural raw materials and live animals	158	4,372,398	4,365,390	-	-
G463	Wholesale of food, beverages and tobacco	100	10,351,319	10,208,976	86,149	-
G464	Wholesale of household goods	133	3,243,319	3,236,113	993	-
G465	Wholesale of machinery, equipment and supplies	75	1,135,600	1,067,082	35,605	622
G466	Other specialized wholesale	107	4,448,778	4,414,912	108	217
G471	Retail sale in non-specialized stores	847	21,689,064	21,457,615	201	-
G472	Retail sale of food, beverages and tobacco in specialized stores	448	12,765,677	12,765,514	-	-
G473	Retail sale of automotive fuel in specialized stores	253	14,823,625	14,737,366	30	781
G474	Retail sale of information and communications equipment in specialized stores	304	6,001,160	5,988,873	-	-
G475	Retail sale of other household equipment in specialized stores	475	10,317,101	10,305,350	3,588	1,699
G476	Retail sale of cultural and recreation goods in specialized stores	140	460,981	456,891	-	-
G477	Retail sale of other goods in specialized stores	1,508	30,002,832	29,952,808	-	-
G479	Retail trade not in stores, stalls or markets	S	S	S	S	S

Table 4 Number of Establishments and Revenue by Type for Wholesale and Retail Trade; Repair of Motor Vehicles and Motorcycles
Establishments by Region and Industry Group: Philippines, 2018*(Values are in thousand PhP, except for number of establishments. Details may not add-up to total due to rounding and/or statistical disclosure control.)**Continued*

PSIC 2009 Code	Region / Industry Description	Number of Establishments	Revenue			
			Total	Sale of Goods	Commissions and Fees Earned	Maintenance and Repair of Motor Vehicles and Motorcycles
		(1)	(2)	(3)	(4)	(5)
	Autonomous Region in Muslim Mindanao	1,984	8,900,376	8,838,780	19,379	15,662
G451	Sale of motor vehicles	11	2,198	2,198	-	-
G453	Sale of motor vehicle parts and accessories	106	33,633	25,716	1,595	4,574
G454	Sale, maintenance and repair of motorcycles and related parts and accessories	144	115,037	115,037	-	-
G462	Wholesale of agricultural raw materials and live animals	64	76,425	72,398	-	1,000
G463	Wholesale of food, beverages and tobacco	51	1,998,666	1,982,700	10,270	2,275
G464	Wholesale of household goods	22	15,190	13,193	1,997	-
G465	Wholesale of machinery, equipment and supplies	19	39,278	39,278	-	-
G466	Other specialized wholesale	39	219,961	216,556	-	3,405
G471	Retail sale in non-specialized stores	260	635,003	635,003	-	-
G472	Retail sale of food, beverages and tobacco in specialized stores	134	81,368	81,368	-	-
G473	Retail sale of automotive fuel in specialized stores	91	2,811,956	2,801,288	-	-
G474	Retail sale of information and communications equipment in specialized stores	71	65,002	50,979	3,733	4,408
G475	Retail sale of other household equipment in specialized stores	60	412,198	412,198	-	-
G476	Retail sale of cultural and recreation goods in specialized stores	30	9,240	5,646	1,784	-
G477	Retail sale of other goods in specialized stores	871	2,378,994	2,378,994	-	-
G479	Retail trade not in stores, stalls or markets	11	6,227	6,227	-	-

Table 4 Number of Establishments and Revenue by Type for Wholesale and Retail Trade; Repair of Motor Vehicles and Motorcycles
Establishments by Region and Industry Group: Philippines, 2018

(Values are in thousand PhP, except for number of establishments. Details may not add-up to total due to rounding and/or statistical disclosure control.)

Continued

PSIC 2009 Code	Region / Industry Description	Revenue				
		Service and Installation Work of Goods Sold	Non-Industrial Service Done for Others	Delivery Charges Separately Invoiced	Interest Income	Dividend Income
		(6)	(7)	(8)	(9)	(10)
	Philippines	24,916,877	48,856,675	1,600,086	9,959,151	2,061,198
G451	Sale of motor vehicles	2,185,347	2,730,230	29,559	1,195,805	289,600
G452	Maintenance and repair of motor vehicles	242,932	1,202,942	11,582	2,376	1,514
G453	Sale of motor vehicle parts and accessories	1,055,752	570,813	129	126,874	19,226
G454	Sale, maintenance and repair of motorcycles and related parts and accessories	169,163	404,980	4,786	207,722	224,328
G461	Wholesale on a fee or contract basis	5,574	149,821	2,016	60,395	272
G462	Wholesale of agricultural raw materials and live animals	16,690	528,341	36,417	214,116	10,300
G463	Wholesale of food, beverages and tobacco	401,663	2,040,875	59,821	415,820	41,972
G464	Wholesale of household goods	2,978,009	2,967,911	44,493	498,829	179,977
G465	Wholesale of machinery, equipment and supplies	9,373,199	6,428,010	18,661	480,131	264,585
G466	Other specialized wholesale	1,076,536	3,656,348	101,330	434,313	133,551
G469	Non-specialized wholesale trade	-	1,000	236	627,888	-
G471	Retail sale in non-specialized stores	1,653,467	10,507,773	2,286	1,792,061	132,767
G472	Retail sale of food, beverages and tobacco in specialized stores	8,127	1,181,491	159,790	113,964	1,399
G473	Retail sale of automotive fuel in specialized stores	106,301	1,315,947	378,190	533,053	15
G474	Retail sale of information and communications equipment in specialized stores	1,340,943	289,663	1,130	110,381	-
G475	Retail sale of other household equipment in specialized stores	1,528,540	4,825,964	606,894	1,674,358	23,097
G476	Retail sale of cultural and recreation goods in specialized stores	48,472	1,249,029	19,280	70,547	24,440
G477	Retail sale of other goods in specialized stores	2,702,462	8,793,470	122,921	1,383,611	714,155
G479	Retail trade not in stores, stalls or markets	23,700	12,068	566	16,908	-
	National Capital Region	16,369,227	25,807,524	826,152	3,576,100	1,307,969
G451	Sale of motor vehicles	217,926	1,235,002	15,346	95,614	80,329
G452	Maintenance and repair of motor vehicles	146,243	970,442	-	699	-
G453	Sale of motor vehicle parts and accessories	524,165	234,688	34	77,718	1,364

Table 4 Number of Establishments and Revenue by Type for Wholesale and Retail Trade; Repair of Motor Vehicles and Motorcycles
Establishments by Region and Industry Group: Philippines, 2018

(Values are in thousand PhP, except for number of establishments. Details may not add-up to total due to rounding and/or statistical disclosure control.)

Continued

PSIC 2009 Code	Region / Industry Description	Revenue				
		Service and Installation Work of Goods Sold	Non-Industrial Service Done for Others	Delivery Charges Separately Invoiced	Interest Income	Dividend Income
		(6)	(7)	(8)	(9)	(10)
G454	Sale, maintenance and repair of motorcycles and related parts and accessories	4,550	240,037	-	29,581	-
G461	Wholesale on a fee or contract basis	5,574	25,406	2,016	2,346	-
G462	Wholesale of agricultural raw materials and live animals	-	64,716	-	1,019	9,039
G463	Wholesale of food, beverages and tobacco	196,660	835,099	1,018	277,989	8,106
G464	Wholesale of household goods	2,596,493	2,135,105	8,012	447,275	176,517
G465	Wholesale of machinery, equipment and supplies	8,534,697	3,855,663	18,142	383,964	247,085
G466	Other specialized wholesale	656,942	1,986,874	11,866	264,317	109,911
G469	Non-specialized wholesale trade	-	302	-	17	-
G471	Retail sale in non-specialized stores	345,012	3,101,607	187	339,856	104,121
G472	Retail sale of food, beverages and tobacco in specialized stores	-	992,044	641	9,353	-
G473	Retail sale of automotive fuel in specialized stores	30,601	501,045	302,495	55,593	10
G474	Retail sale of information and communications equipment in specialized stores	1,111,008	186,275	533	90,611	-
G475	Retail sale of other household equipment in specialized stores	357,380	3,403,851	446,954	949,862	7,265
G476	Retail sale of cultural and recreation goods in specialized stores	39,063	405,401	2,835	35,943	22,057
G477	Retail sale of other goods in specialized stores	1,599,677	5,623,949	16,073	498,470	542,165
G479	Retail trade not in stores, stalls or markets	3,235	10,018	-	15,872	-
	Cordillera Administrative Region	295,425	407,963	22,951	121,747	183
G451	Sale of motor vehicles	-	-	-	2,996	-
G452	Maintenance and repair of motor vehicles	783	-	-	-	-
G453	Sale of motor vehicle parts and accessories	101,366	-	-	-	-
G454	Sale, maintenance and repair of motorcycles and related parts and accessories	16,604	-	-	-	-
G461	Wholesale on a fee or contract basis	-	-	-	13	-
G462	Wholesale of agricultural raw materials and live animals	-	-	-	1,509	-

Table 4 Number of Establishments and Revenue by Type for Wholesale and Retail Trade; Repair of Motor Vehicles and Motorcycles
Establishments by Region and Industry Group: Philippines, 2018

(Values are in thousand PhP, except for number of establishments. Details may not add-up to total due to rounding and/or statistical disclosure control.)

Continued

PSIC 2009 Code	Region / Industry Description	Revenue				
		Service and Installation Work of Goods Sold	Non-Industrial Service Done for Others	Delivery Charges Separately Invoiced	Interest Income	Dividend Income
		(6)	(7)	(8)	(9)	(10)
G463	Wholesale of food, beverages and tobacco	-	39671	6,693	1,158	-
G464	Wholesale of household goods	-	-	-	167	-
G465	Wholesale of machinery, equipment and supplies	54,749	-	-	-	-
G466	Other specialized wholesale	-	25,694	-	-	-
G471	Retail sale in non-specialized stores	71,575	70,666	-	14,812	-
G472	Retail sale of food, beverages and tobacco in specialized stores	-	486	-	21	-
G473	Retail sale of automotive fuel in specialized stores	-	18,848	-	16,371	-
G474	Retail sale of information and communications equipment in specialized stores	42,485	26,393	-	41	-
G475	Retail sale of other household equipment in specialized stores	1,769	143,500	15,378	79,046	183
G476	Retail sale of cultural and recreation goods in specialized stores	6,094	-	880	541	-
G477	Retail sale of other goods in specialized stores	-	82,705	-	5,073	-
G479	Retail trade not in stores, stalls or markets	-	-	-	-	-
	I - Ilocos Region	844,153	938,866	28,077	344,661	8,597
G451	Sale of motor vehicles	320,910	5,336	-	3,823	-
G452	Maintenance and repair of motor vehicles	-	-	-	27	-
G453	Sale of motor vehicle parts and accessories	24,171	602	-	-	-
G454	Sale, maintenance and repair of motorcycles and related parts and accessories	95	1,009	-	5,264	-
G462	Wholesale of agricultural raw materials and live animals	-	7,336	762	82,271	1,086
G463	Wholesale of food, beverages and tobacco	26,524	107,859	14,915	1,486	-
G464	Wholesale of household goods	-	1,573	-	2,567	133
G465	Wholesale of machinery, equipment and supplies	-	202	-	88	-
G466	Other specialized wholesale	-	31,835	-	3,455	4,587
G469	Non-specialized wholesale trade	-	-	236	247	-
G471	Retail sale in non-specialized stores	77,094	396,548	-	37,234	2,614

Table 4 Number of Establishments and Revenue by Type for Wholesale and Retail Trade; Repair of Motor Vehicles and Motorcycles
Establishments by Region and Industry Group: Philippines, 2018

(Values are in thousand PhP, except for number of establishments. Details may not add-up to total due to rounding and/or statistical disclosure control.)

Continued

PSIC 2009 Code	Region / Industry Description	Revenue				
		Service and Installation Work of Goods Sold	Non-Industrial Service Done for Others	Delivery Charges Separately Invoiced	Interest Income	Dividend Income
		(6)	(7)	(8)	(9)	(10)
G472	Retail sale of food, beverages and tobacco in specialized stores	4,996	90,462	-	999	-
G473	Retail sale of automotive fuel in specialized stores	-	75	12	67,421	-
G474	Retail sale of information and communications equipment in specialized stores	-	1,964	-	3	-
G475	Retail sale of other household equipment in specialized stores	1,049	256,784	11,598	108,627	-
G476	Retail sale of cultural and recreation goods in specialized stores	1,505	28,670	554	9	-
G477	Retail sale of other goods in specialized stores	387,808	8,612	-	31,141	177
G479	Retail trade not in stores, stalls or markets	-	-	-	-	-
II - Cagayan Valley		237,454	581,942	12,577	192,036	3,341
G451	Sale of motor vehicles	46,000	-	-	20,412	-
G452	Maintenance and repair of motor vehicles	2,781	6,162	-	-	-
G453	Sale of motor vehicle parts and accessories	6,544	45,799	-	42	-
G454	Sale, maintenance and repair of motorcycles and related parts and accessories	-	-	863	365	-
G462	Wholesale of agricultural raw materials and live animals	-	219,162	-	41,465	-
G463	Wholesale of food, beverages and tobacco	-	8,875	-	3,173	-
G464	Wholesale of household goods	-	1,870	-	3,851	980
G465	Wholesale of machinery, equipment and supplies	1,875	130	-	278	-
G466	Other specialized wholesale	129,353	18,590	4,160	-	-
G471	Retail sale in non-specialized stores	-	99,799	-	28,903	-
G472	Retail sale of food, beverages and tobacco in specialized stores	-	-	-	36	-
G473	Retail sale of automotive fuel in specialized stores	-	2,396	-	3	-
G474	Retail sale of information and communications equipment in specialized stores	38,962	5,312	-	-	-
G475	Retail sale of other household equipment in specialized stores	131	92,107	4,569	63,139	-
G476	Retail sale of cultural and recreation goods in specialized stores	-	-	2,986	22	-

Table 4 Number of Establishments and Revenue by Type for Wholesale and Retail Trade; Repair of Motor Vehicles and Motorcycles
Establishments by Region and Industry Group: Philippines, 2018

(Values are in thousand PhP, except for number of establishments. Details may not add-up to total due to rounding and/or statistical disclosure control.)

Continued

PSIC 2009 Code	Region / Industry Description	Revenue				
		Service and Installation Work of Goods Sold	Non-Industrial Service Done for Others	Delivery Charges Separately Invoiced	Interest Income	Dividend Income
		(6)	(7)	(8)	(9)	(10)
G477	Retail sale of other goods in specialized stores	11,809	81,742	-	30,347	2,361
G479	Retail trade not in stores, stalls or markets	-	-	-	-	-
	III - Central Luzon	761,281	3,372,404	157,264	823,259	106,924
G451	Sale of motor vehicles	326,569	160,664	-	79,403	4,462
G452	Maintenance and repair of motor vehicles	-	20,999	-	115	-
G453	Sale of motor vehicle parts and accessories	136,141	43,624	-	40,895	889
G454	Sale, maintenance and repair of motorcycles and related parts and accessories	-	16,817	-	90,873	-
G461	Wholesale on a fee or contract basis	-	-	-	-	-
G462	Wholesale of agricultural raw materials and live animals	-	10,377	-	910	-
G463	Wholesale of food, beverages and tobacco	1,650	76,825	1,306	22,465	1,442
G464	Wholesale of household goods	163	258,073	14,686	5,204	899
G465	Wholesale of machinery, equipment and supplies	5,015	13,923	-	39	-
G466	Other specialized wholesale	-	74,227	3,099	14,464	3,834
G469	Non-specialized wholesale trade	-	-	-	7	-
G471	Retail sale in non-specialized stores	37,552	832,502	716	108,609	7,269
G472	Retail sale of food, beverages and tobacco in specialized stores	-	18,475	44,926	1,415	1,071
G473	Retail sale of automotive fuel in specialized stores	24,097	295,725	-	13,414	2
G474	Retail sale of information and communications equipment in specialized stores	5,591	-	-	2,767	-
G475	Retail sale of other household equipment in specialized stores	120,755	396,112	57,182	203,863	950
G476	Retail sale of cultural and recreation goods in specialized stores	-	1,286	1,814	5,725	1,114
G477	Retail sale of other goods in specialized stores	103,183	1,152,773	32,970	232,527	84,992
G479	Retail trade not in stores, stalls or markets	566	-	566	566	-

Table 4 Number of Establishments and Revenue by Type for Wholesale and Retail Trade; Repair of Motor Vehicles and Motorcycles
Establishments by Region and Industry Group: Philippines, 2018

(Values are in thousand PhP, except for number of establishments. Details may not add-up to total due to rounding and/or statistical disclosure control.)

Continued

PSIC 2009 Code	Region / Industry Description	Revenue				
		Service and Installation Work of Goods Sold	Non-Industrial Service Done for Others	Delivery Charges Separately Invoiced	Interest Income	Dividend Income
		(6)	(7)	(8)	(9)	(10)
	IVA - CALABARZON	2,878,162	3,833,554	66,946	773,129	198,142
G451	Sale of motor vehicles	673,924	174,225	14,138	172,190	157,795
G452	Maintenance and repair of motor vehicles	2,147	28,509	2,192	376	-
G453	Sale of motor vehicle parts and accessories	123,736	-	17	385	-
G454	Sale, maintenance and repair of motorcycles and related parts and accessories	3,972	13,000	-	12,553	-
G461	Wholesale on a fee or contract basis	-	-	-	17	-
G462	Wholesale of agricultural raw materials and live animals	-	4,705	-	8,613	-
G463	Wholesale of food, beverages and tobacco	47,550	191,952	342	12,893	8,997
G464	Wholesale of household goods	1,356	39,255	-	5,390	-
G465	Wholesale of machinery, equipment and supplies	394,348	1,233,983	-	58,135	-
G466	Other specialized wholesale	40,486	86,863	22,108	42,653	11,763
G469	Non-specialized wholesale trade	-	-	-	53	-
G471	Retail sale in non-specialized stores	947,092	1,329,802	-	134,208	3,524
G472	Retail sale of food, beverages and tobacco in specialized stores	2,723	1,473	1,084	6,891	-
G473	Retail sale of automotive fuel in specialized stores	136	1,354	-	112,026	-
G474	Retail sale of information and communications equipment in specialized stores	-	-	-	73	-
G475	Retail sale of other household equipment in specialized stores	514,060	96,835	20,395	139,663	400
G476	Retail sale of cultural and recreation goods in specialized stores	-	26,724	162	4,483	1,209
G477	Retail sale of other goods in specialized stores	106,732	604,873	6,508	62,526	14,454
G479	Retail trade not in stores, stalls or markets	19,899	-	-	-	-
	MIMAROPA	132,334	458,391	46,726	123,229	4,714
G451	Sale of motor vehicles	2,811	5,250	-	147	-
G452	Maintenance and repair of motor vehicles	8,923	248	-	-	-

Table 4 Number of Establishments and Revenue by Type for Wholesale and Retail Trade; Repair of Motor Vehicles and Motorcycles
Establishments by Region and Industry Group: Philippines, 2018

(Values are in thousand PhP, except for number of establishments. Details may not add-up to total due to rounding and/or statistical disclosure control.)

Continued

PSIC 2009 Code	Region / Industry Description	Revenue				
		Service and Installation Work of Goods Sold	Non-Industrial Service Done for Others	Delivery Charges Separately Invoiced	Interest Income	Dividend Income
		(6)	(7)	(8)	(9)	(10)
G453	Sale of motor vehicle parts and accessories	8,761	-	-	-	-
G454	Sale, maintenance and repair of motorcycles and related parts and accessories	15,888	1,611	392	2,631	5
G461	Wholesale on a fee or contract basis	S	S	S	S	S
G462	Wholesale of agricultural raw materials and live animals	-	29,794	-	25,942	-
G463	Wholesale of food, beverages and tobacco	6,791	10,846	-	1,726	-
G464	Wholesale of household goods	-	-	121	111	-
G465	Wholesale of machinery, equipment and supplies	-	-	-	0	-
G466	Other specialized wholesale	-	8,986	-	10,261	-
G471	Retail sale in non-specialized stores	-	45,776	-	13,498	320
G472	Retail sale of food, beverages and tobacco in specialized stores	-	1,030	-	7	-
G473	Retail sale of automotive fuel in specialized stores	1,122	3,697	-	6,646	-
G474	Retail sale of information and communications equipment in specialized stores	-	2,016	-	-	-
G475	Retail sale of other household equipment in specialized stores	16,618	18,753	21	1,327	149
G476	Retail sale of cultural and recreation goods in specialized stores	-	-	1,130	26	-
G477	Retail sale of other goods in specialized stores	71,420	330,383	45,062	60,895	4,239
G479	Retail trade not in stores, stalls or markets	S	S	S	S	S
	V - Bicol Region	285,710	802,700	8,317	97,861	17,674
G451	Sale of motor vehicles	36,649	34,412	-	54	17,525
G452	Maintenance and repair of motor vehicles	-	26,257	326	-	-
G453	Sale of motor vehicle parts and accessories	61,733	17,916	-	362	-
G454	Sale, maintenance and repair of motorcycles and related parts and accessories	-	-	-	89	-
G461	Wholesale on a fee or contract basis	-	16,741	-	8	-
G462	Wholesale of agricultural raw materials and live animals	562	26,801	-	16	-

Table 4 Number of Establishments and Revenue by Type for Wholesale and Retail Trade; Repair of Motor Vehicles and Motorcycles
Establishments by Region and Industry Group: Philippines, 2018

(Values are in thousand PhP, except for number of establishments. Details may not add-up to total due to rounding and/or statistical disclosure control.)

Continued

PSIC 2009 Code	Region / Industry Description	Revenue				
		Service and Installation Work of Goods Sold	Non-Industrial Service Done for Others	Delivery Charges Separately Invoiced	Interest Income	Dividend Income
		(6)	(7)	(8)	(9)	(10)
G463	Wholesale of food, beverages and tobacco	1,063	516,316	-	52,486	-
G464	Wholesale of household goods	-	8,255	-	433	-
G463	Wholesale of food, beverages and tobacco	1,063	516,316	-	52,486	-
G464	Wholesale of household goods	-	8,255	-	433	-
G465	Wholesale of machinery, equipment and supplies	1,548	20,555	-	431	-
G466	Other specialized wholesale	-	1,430	-	160	-
G471	Retail sale in non-specialized stores	52,761	64,466	-	32,473	-
G472	Retail sale of food, beverages and tobacco in specialized stores	-	2,002	-	450	-
G473	Retail sale of automotive fuel in specialized stores	-	25,307	-	696	-
G474	Retail sale of information and communications equipment in specialized stores	-	-	-	-	-
G475	Retail sale of other household equipment in specialized stores	131,395	31,410	6,958	3,158	-
G476	Retail sale of cultural and recreation goods in specialized stores	-	1,257	689	107	-
G477	Retail sale of other goods in specialized stores	-	7,719	343	6,924	149
G479	Retail trade not in stores, stalls or markets	-	1,855	-	13	-
VI - Western Visayas		642,771	1,457,379	100,237	996,597	44,642
G451	Sale of motor vehicles	66,397	167,032	54	782,969	-
G452	Maintenance and repair of motor vehicles	3,661	9,250	751	1,140	150
G453	Sale of motor vehicle parts and accessories	472	31,022	-	-	2,296
G454	Sale, maintenance and repair of motorcycles and related parts and accessories	111,243	7,701	943	43,843	-
G461	Wholesale on a fee or contract basis	-	505	-	3,010	-
G462	Wholesale of agricultural raw materials and live animals	-	11,030	34,208	87	-
G463	Wholesale of food, beverages and tobacco	22,852	67,264	24,738	14,035	22,920
G464	Wholesale of household goods	20,642	44,301	-	12,179	420
G465	Wholesale of machinery, equipment and supplies	46,481	43,626	-	3	-

Table 4 Number of Establishments and Revenue by Type for Wholesale and Retail Trade; Repair of Motor Vehicles and Motorcycles
Establishments by Region and Industry Group: Philippines, 2018

(Values are in thousand PhP, except for number of establishments. Details may not add-up to total due to rounding and/or statistical disclosure control.)

Continued

PSIC 2009 Code	Region / Industry Description	Revenue				
		Service and Installation Work of Goods Sold	Non-Industrial Service Done for Others	Delivery Charges Separately Invoiced	Interest Income	Dividend Income
		(6)	(7)	(8)	(9)	(10)
G466	Other specialized wholesale	56,725	14,383	17,777	21,303	2,555
G471	Retail sale in non-specialized stores	86,301	609,459	137	50,380	3,269
G472	Retail sale of food, beverages and tobacco in specialized stores	-	46,216	-	574	-
G473	Retail sale of automotive fuel in specialized stores	33,983	7,411	12,120	3	-
G474	Retail sale of information and communications equipment in specialized stores	618	8,392	-	26	-
G475	Retail sale of other household equipment in specialized stores	7,472	57,191	403	26,360	12,933
G476	Retail sale of cultural and recreation goods in specialized stores	-	38,746	216	229	60
G477	Retail sale of other goods in specialized stores	185,923	293,656	8,889	40,007	38
G479	Retail trade not in stores, stalls or markets	-	195	-	450	-
VII - Central Visayas		1,164,163	2,559,006	45,718	294,959	54,087
G451	Sale of motor vehicles	191,630	18,107	-	13,383	29,397
G452	Maintenance and repair of motor vehicles	50,541	10,279	-	10	-
G453	Sale of motor vehicle parts and accessories	58,542	1,782	73	3,700	-
G454	Sale, maintenance and repair of motorcycles and related parts and accessories	100	27,404	2,095	8,841	-
G461	Wholesale on a fee or contract basis	-	3,158	-	1	-
G462	Wholesale of agricultural raw materials and live animals	-	4,829	-	9,302	41
G463	Wholesale of food, beverages and tobacco	58,719	84,527	-	5,471	390
G464	Wholesale of household goods	14,164	139,624	-	4,967	862
G465	Wholesale of machinery, equipment and supplies	283,157	748,439	-	15,250	17,500
G466	Other specialized wholesale	143,008	331,568	7,672	5,843	900
G469	Non-specialized wholesale trade	-	697	-	-	-
G471	Retail sale in non-specialized stores	1,174	1,048,893	14	52,331	1,216
G472	Retail sale of food, beverages and tobacco in specialized stores	-	1,738	-	471	-
G473	Retail sale of automotive fuel in specialized stores	-	10,901	-	12,707	-

Table 4 Number of Establishments and Revenue by Type for Wholesale and Retail Trade; Repair of Motor Vehicles and Motorcycles
Establishments by Region and Industry Group: Philippines, 2018

(Values are in thousand PhP, except for number of establishments. Details may not add-up to total due to rounding and/or statistical disclosure control.)

Continued

PSIC 2009 Code	Region / Industry Description	Revenue				
		Service and Installation Work of Goods Sold	Non-Industrial Service Done for Others	Delivery Charges Separately Invoiced	Interest Income	Dividend Income
		(6)	(7)	(8)	(9)	(10)
G474	Retail sale of information and communications equipment in specialized stores	121,300	16,024	-	88	-
G475	Retail sale of other household equipment in specialized stores	190,314	44,543	26,889	29,811	727
G476	Retail sale of cultural and recreation goods in specialized stores	-	13,045	4,418	7,415	-
G477	Retail sale of other goods in specialized stores	51,513	53,445	4,556	125,369	3,055
G479	Retail trade not in stores, stalls or markets	-	-	-	-	-
	VIII - Eastern Visayas	83,351	437,841	1,042	231,072	679
G451	Sale of motor vehicles	68,263	8,029	-	238	-
G452	Maintenance and repair of motor vehicles	-	45,939	-	-	-
G453	Sale of motor vehicle parts and accessories	-	14,837	-	-	-
G454	Sale, maintenance and repair of motorcycles and related parts and accessories	976	-	414	1,210	-
G461	Wholesale on a fee or contract basis	-	-	-	-	-
G462	Wholesale of agricultural raw materials and live animals	-	454	-	35	55
G463	Wholesale of food, beverages and tobacco	2,549	19,813	-	10,284	118
G464	Wholesale of household goods	-	2,716	-	3,284	-
G465	Wholesale of machinery, equipment and supplies	-	257	-	-	-
G466	Other specialized wholesale	-	19,199	-	5,639	-
G471	Retail sale in non-specialized stores	-	251,640	-	16,474	260
G472	Retail sale of food, beverages and tobacco in specialized stores	-	-	-	-	-
G473	Retail sale of automotive fuel in specialized stores	-	-	-	121,968	-
G474	Retail sale of information and communications equipment in specialized stores	11,564	-	-	9,567	-
G475	Retail sale of other household equipment in specialized stores	-	24,384	182	43,270	246
G476	Retail sale of cultural and recreation goods in specialized stores	-	24,333	-	13,019	-
G477	Retail sale of other goods in specialized stores	-	26,239	446	6,083	-

Table 4 Number of Establishments and Revenue by Type for Wholesale and Retail Trade; Repair of Motor Vehicles and Motorcycles
Establishments by Region and Industry Group: Philippines, 2018

(Values are in thousand PhP, except for number of establishments. Details may not add-up to total due to rounding and/or statistical disclosure control.)

Continued

PSIC 2009 Code	Region / Industry Description	Revenue				
		Service and Installation Work of Goods Sold	Non-Industrial Service Done for Others	Delivery Charges Separately Invoiced	Interest Income	Dividend Income
		(6)	(7)	(8)	(9)	(10)
	IX - Zamboanga Peninsula	34,873	537,477	18,120	45,993	14,775
G451	Sale of motor vehicles	6,861	-	-	4,970	-
G452	Maintenance and repair of motor vehicles	7,180	-	-	-	-
G453	Sale of motor vehicle parts and accessories	2,248	-	-	-	-
G454	Sale, maintenance and repair of motorcycles and related parts and accessories	4,070	18,390	-	1,668	63
G461	Wholesale on a fee or contract basis	-	-	-	-	-
G462	Wholesale of agricultural raw materials and live animals	-	19,447	-	4,512	-
G463	Wholesale of food, beverages and tobacco	10,553	7,122	-	1,416	-
G464	Wholesale of household goods	-	14,034	-	83	-
G465	Wholesale of machinery, equipment and supplies	-	-	-	214	-
G466	Other specialized wholesale	77	-	18,120	-	-
G471	Retail sale in non-specialized stores	793	435,938	-	5,859	-
G472	Retail sale of food, beverages and tobacco in specialized stores	408	7,390	-	3,074	328
G473	Retail sale of automotive fuel in specialized stores	-	11,227	-	87	-
G474	Retail sale of information and communications equipment in specialized stores	-	-	-	22	-
G475	Retail sale of other household equipment in specialized stores	2,590	23,314	-	112	14
G476	Retail sale of cultural and recreation goods in specialized stores	-	-	-	-	-
G477	Retail sale of other goods in specialized stores	95	616	-	23,976	14,369
G479	Retail trade not in stores, stalls or markets	-	-	-	-	-
	X - Northern Mindanao	345,575	3,248,156	111,620	1,803,364	6,444
G451	Sale of motor vehicles	45,968	910,980	21	12,809	-
G452	Maintenance and repair of motor vehicles	400	7,022	2,872	9	1,364
G453	Sale of motor vehicle parts and accessories	1,500	178,361	5	3,298	-

Table 4 Number of Establishments and Revenue by Type for Wholesale and Retail Trade; Repair of Motor Vehicles and Motorcycles
Establishments by Region and Industry Group: Philippines, 2018*(Values are in thousand PhP, except for number of establishments. Details may not add-up to total due to rounding and/or statistical disclosure control.)**Continued*

PSIC 2009 Code	Region / Industry Description	Revenue				
		Service and Installation Work of Goods Sold	Non-Industrial Service Done for Others	Delivery Charges Separately Invoiced	Interest Income	Dividend Income
		(6)	(7)	(8)	(9)	(10)
G454	Sale, maintenance and repair of motorcycles and related parts and accessories	-	-	80	9,120	8
G461	Wholesale on a fee or contract basis	-	-	-	52,369	225
G462	Wholesale of agricultural raw materials and live animals	-	8,022	1,446	3,404	-
G463	Wholesale of food, beverages and tobacco	3,160	12,502	910	2,224	-
G464	Wholesale of household goods	205,828	234,917	10,976	10,658	40
G465	Wholesale of machinery, equipment and supplies	-	2,128	-	997	-
G466	Other specialized wholesale	14,204	700,503	2,317	22,552	-
G469	Non-specialized wholesale trade	-	-	-	627,564	-
G471	Retail sale in non-specialized stores	32,565	637,892	-	891,762	1,257
G472	Retail sale of food, beverages and tobacco in specialized stores	-	2,343	11,992	22,327	-
G473	Retail sale of automotive fuel in specialized stores	3,680	23,184	63,562	38,243	2
G474	Retail sale of information and communications equipment in specialized stores	2,200	5,361	-	627	-
G475	Retail sale of other household equipment in specialized stores	31,411	168,863	14,483	10,365	156
G476	Retail sale of cultural and recreation goods in specialized stores	-	70,507	2,263	2,754	-
G477	Retail sale of other goods in specialized stores	4,660	285,571	694	92,283	3,391
G479	Retail trade not in stores, stalls or markets	-	-	-	-	-
XI - Davao Region		467,002	2,524,307	128,401	217,567	49,845
G451	Sale of motor vehicles	9,335	6,435	-	463	91
G452	Maintenance and repair of motor vehicles	19,999	4,038	-	-	-
G453	Sale of motor vehicle parts and accessories	4,628	971	-	57	14,676
G454	Sale, maintenance and repair of motorcycles and related parts and accessories	11,665	10,803	-	149	-
G461	Wholesale on a fee or contract basis	-	85,917	-	2,626	48
G462	Wholesale of agricultural raw materials and live animals	7,954	43,119	-	25,066	-

Table 4 Number of Establishments and Revenue by Type for Wholesale and Retail Trade; Repair of Motor Vehicles and Motorcycles
Establishments by Region and Industry Group: Philippines, 2018

(Values are in thousand PhP, except for number of establishments. Details may not add-up to total due to rounding and/or statistical disclosure control.)

Continued

PSIC 2009 Code	Region / Industry Description	Revenue				
		Service and Installation Work of Goods Sold	Non-Industrial Service Done for Others	Delivery Charges Separately Invoiced	Interest Income	Dividend Income
		(6)	(7)	(8)	(9)	(10)
G463	Wholesale of food, beverages and tobacco	1,279	30,046	82	2,729	-
G464	Wholesale of household goods	139,362	73,480	10,699	2,240	58
G465	Wholesale of machinery, equipment and supplies	36,928	492,605	-	20,535	-
G466	Other specialized wholesale	8,970	352,900	13,869	15,121	-
G469	Non-specialized wholesale trade	-	-	-	-	-
G471	Retail sale in non-specialized stores	-	1,171,479	-	31,450	2,883
G472	Retail sale of food, beverages and tobacco in specialized stores	-	-	101,147	67,370	-
G473	Retail sale of automotive fuel in specialized stores	-	1,021	-	15,547	-
G474	Retail sale of information and communications equipment in specialized stores	1,333	22,239	-	6,367	-
G475	Retail sale of other household equipment in specialized stores	143,889	12,221	35	14,000	65
G476	Retail sale of cultural and recreation goods in specialized stores	-	30,882	1,334	272	-
G477	Retail sale of other goods in specialized stores	81,660	186,149	1,236	13,575	32,024
G479	Retail trade not in stores, stalls or markets	-	-	-	-	-
	XII - SOCCSKSARGEN	336,583	1,538,449	19,635	247,725	2,480
G451	Sale of motor vehicles	163,328	4,759	-	5,015	-
G452	Maintenance and repair of motor vehicles	275	48,588	-	-	-
G453	Sale of motor vehicle parts and accessories	-	1,209	-	416	-
G454	Sale, maintenance and repair of motorcycles and related parts and accessories	-	50	-	159	-
G461	Wholesale on a fee or contract basis	-	2,181	-	-	-
G462	Wholesale of agricultural raw materials and live animals	6,674	75,964	-	5,106	-
G463	Wholesale of food, beverages and tobacco	21,821	16,546	9,816	3,840	-
G464	Wholesale of household goods	-	11,758	-	186	40
G465	Wholesale of machinery, equipment and supplies	-	-	-	177	-

Table 4 Number of Establishments and Revenue by Type for Wholesale and Retail Trade; Repair of Motor Vehicles and Motorcycles
Establishments by Region and Industry Group: Philippines, 2018

(Values are in thousand PhP, except for number of establishments. Details may not add-up to total due to rounding and/or statistical disclosure control.)

Continued

PSIC 2009 Code	Region / Industry Description	Revenue				
		Service and Installation Work of Goods Sold	Non-Industrial Service Done for Others	Delivery Charges Separately Invoiced	Interest Income	Dividend Income
		(6)	(7)	(8)	(9)	(10)
G466	Other specialized wholesale	23,018	100	-	11,044	-
G471	Retail sale in non-specialized stores	1,549	238,817	1,232	12,851	2,384
G472	Retail sale of food, beverages and tobacco in specialized stores	-	17,670	-	973	-
G473	Retail sale of automotive fuel in specialized stores	12,231	403,087	-	71,920	-
G474	Retail sale of information and communications equipment in specialized stores	-	15,686	598	-	-
G475	Retail sale of other household equipment in specialized stores	9,705	52,769	1,847	139	9
G476	Retail sale of cultural and recreation goods in specialized stores	-	604,330	-	1	-
G477	Retail sale of other goods in specialized stores	97,982	44,936	6,143	135,898	48
G479	Retail trade not in stores, stalls or markets	-	-	-	-	-
	XIII - Caraga	27,383	337,412	6,302	69,638	240,702
G451	Sale of motor vehicles	8,777	-	-	1,320	-
G452	Maintenance and repair of motor vehicles	-	25,209	5,441	-	-
G453	Sale of motor vehicle parts and accessories	-	-	-	-	-
G454	Sale, maintenance and repair of motorcycles and related parts and accessories	-	68159	-	1,376	224,252
G461	Wholesale on a fee or contract basis	S	S	S	S	S
G462	Wholesale of agricultural raw materials and live animals	-	1,059	-	4,857	79
G463	Wholesale of food, beverages and tobacco	-	14,502	-	2,232	-
G464	Wholesale of household goods	-	2,950	-	235	29
G465	Wholesale of machinery, equipment and supplies	14,400	16,498	519	21	-
G466	Other specialized wholesale	3,755	3,197	342	17,502	-
G471	Retail sale in non-specialized stores	-	172,489	-	21,361	3,649
G472	Retail sale of food, beverages and tobacco in specialized stores	-	159	-	3	-
G473	Retail sale of automotive fuel in specialized stores	450	-	-	408	-

Table 4 Number of Establishments and Revenue by Type for Wholesale and Retail Trade; Repair of Motor Vehicles and Motorcycles
Establishments by Region and Industry Group: Philippines, 2018

(Values are in thousand PhP, except for number of establishments. Details may not add-up to total due to rounding and/or statistical disclosure control.)

Continued

PSIC 2009 Code	Region / Industry Description	Revenue				
		Service and Installation Work of Goods Sold	Non-Industrial Service Done for Others	Delivery Charges Separately Invoiced	Interest Income	Dividend Income
		(6)	(7)	(8)	(9)	(10)
G474	Retail sale of information and communications equipment in specialized stores	-	-	-	190	-
G475	Retail sale of other household equipment in specialized stores	-	3,327	-	1,616	-
G476	Retail sale of cultural and recreation goods in specialized stores	-	3,847	-	-	-
G477	Retail sale of other goods in specialized stores	-	10,102	-	18,518	12,692
G479	Retail trade not in stores, stalls or markets	S	S	S	S	S
	Autonomous Region in Muslim Mindanao	11,430	13,305	-	213	-
G451	Sale of motor vehicles	-	-	-	-	-
G453	Sale of motor vehicle parts and accessories	1,747	-	-	-	-
G454	Sale, maintenance and repair of motorcycles and related parts and accessories	-	-	-	-	-
G462	Wholesale of agricultural raw materials and live animals	1,500	1,527	-	-	-
G463	Wholesale of food, beverages and tobacco	491	1,109	-	213	-
G464	Wholesale of household goods	-	-	-	-	-
G465	Wholesale of machinery, equipment and supplies	-	-	-	-	-
G466	Other specialized wholesale	-	-	-	-	-
G471	Retail sale in non-specialized stores	-	-	-	-	-
G472	Retail sale of food, beverages and tobacco in specialized stores	-	-	-	-	-
G473	Retail sale of automotive fuel in specialized stores	-	10,669	-	-	-
G474	Retail sale of information and communications equipment in specialized stores	5,882	-	-	-	-
G475	Retail sale of other household equipment in specialized stores	-	-	-	-	-
G476	Retail sale of cultural and recreation goods in specialized stores	1,809	-	-	-	-
G477	Retail sale of other goods in specialized stores	-	-	-	-	-
G479	Retail trade not in stores, stalls or markets	-	-	-	-	-

Table 4 Number of Establishments and Revenue by Type for Wholesale and Retail Trade; Repair of Motor Vehicles and Motorcycles
Establishments by Region and Industry Group: Philippines, 2018

(Values are in thousand PhP, except for number of establishments. Details may not add-up to total due to rounding and/or statistical disclosure control.)

Continued

PSIC 2009 Code	Region / Industry Description	Revenue		
		Royalty Income	Franchise Income	Other Income
		(11)	(12)	(13)
Philippines		233,939	1,541,928	50,462,918
G451	Sale of motor vehicles	3,501	39,735	5,738,003
G452	Maintenance and repair of motor vehicles	-	-	62,623
G453	Sale of motor vehicle parts and accessories	-	-	616,811
G454	Sale, maintenance and repair of motorcycles and related parts and accessories	-	552,457	5,389,521
G461	Wholesale on a fee or contract basis	-	-	263,887
G462	Wholesale of agricultural raw materials and live animals	2,200	-	239,733
G463	Wholesale of food, beverages and tobacco	631	21,043	2,429,372
G464	Wholesale of household goods	16,233	64,798	4,646,124
G465	Wholesale of machinery, equipment and supplies	-	-	2,059,989
G466	Other specialized wholesale	15,479	6,250	3,665,342
G469	Non-specialized wholesale trade	-	-	865
G471	Retail sale in non-specialized stores	17,543	88,326	10,861,232
G472	Retail sale of food, beverages and tobacco in specialized stores	3,840	-	201,402
G473	Retail sale of automotive fuel in specialized stores	139	43,967	2,636,037
G474	Retail sale of information and communications equipment in specialized stores	-	-	205,595
G475	Retail sale of other household equipment in specialized stores	5,340	600	2,001,644
G476	Retail sale of cultural and recreation goods in specialized stores	89	1,590	346,495
G477	Retail sale of other goods in specialized stores	168,945	723,161	8,955,839
G479	Retail trade not in stores, stalls or markets	-	-	142,401
National Capital Region		207,592	548,259	20,823,870
G451	Sale of motor vehicles	-	-	2,131,087
G452	Maintenance and repair of motor vehicles	-	-	45,695
G453	Sale of motor vehicle parts and accessories	-	-	189,407

Table 4 Number of Establishments and Revenue by Type for Wholesale and Retail Trade; Repair of Motor Vehicles and Motorcycles
Establishments by Region and Industry Group: Philippines, 2018*(Values are in thousand PhP, except for number of establishments. Details may not add-up to total due to rounding and/or statistical disclosure control.)**Continued*

PSIC 2009 Code	Region / Industry Description	Revenue		
		Royalty Income	Franchise Income	Other Income
		(11)	(12)	(13)
G454	Sale, maintenance and repair of motorcycles and related parts and accessories	-	77,001	567,399
G461	Wholesale on a fee or contract basis	-	-	34,730
G462	Wholesale of agricultural raw materials and live animals	-	-	33,589
G463	Wholesale of food, beverages and tobacco	418	-	559,912
G464	Wholesale of household goods	15,081	32,194	2,819,795
G465	Wholesale of machinery, equipment and supplies	-	-	994,831
G466	Other specialized wholesale	389	6,193	2,494,956
G469	Non-specialized wholesale trade	-	-	-
G471	Retail sale in non-specialized stores	14,592	10,222	4,677,823
G472	Retail sale of food, beverages and tobacco in specialized stores	3,840	-	56,063
G473	Retail sale of automotive fuel in specialized stores	139	389	1,416,309
G474	Retail sale of information and communications equipment in specialized stores	-	-	96,625
G475	Retail sale of other household equipment in specialized stores	5,340	-	707,053
G476	Retail sale of cultural and recreation goods in specialized stores	-	1,590	218,343
G477	Retail sale of other goods in specialized stores	167,793	420,670	3,644,502
G479	Retail trade not in stores, stalls or markets	-	-	135,751
	Cordillera Administrative Region	-	36,130	674,873
G451	Sale of motor vehicles	-	-	72,010
G452	Maintenance and repair of motor vehicles	-	-	-
G453	Sale of motor vehicle parts and accessories	-	-	-
G454	Sale, maintenance and repair of motorcycles and related parts and accessories	-	-	-
G461	Wholesale on a fee or contract basis	-	-	2,735
G462	Wholesale of agricultural raw materials and live animals	-	-	298
G463	Wholesale of food, beverages and tobacco	-	21,043	11,435

Table 4 Number of Establishments and Revenue by Type for Wholesale and Retail Trade; Repair of Motor Vehicles and Motorcycles
Establishments by Region and Industry Group: Philippines, 2018*(Values are in thousand PhP, except for number of establishments. Details may not add-up to total due to rounding and/or statistical disclosure control.)**Continued*

PSIC 2009 Code	Region / Industry Description	Revenue		
		Royalty Income	Franchise Income	Other Income
		(11)	(12)	(13)
G464	Wholesale of household goods	-	6,248	41,508
G465	Wholesale of machinery, equipment and supplies	-	-	-
G466	Other specialized wholesale	-	-	-
G471	Retail sale in non-specialized stores	-	-	69,313
G472	Retail sale of food, beverages and tobacco in specialized stores	-	-	15,264
G473	Retail sale of automotive fuel in specialized stores	-	-	336,341
G474	Retail sale of information and communications equipment in specialized stores	-	-	11,774
G475	Retail sale of other household equipment in specialized stores	-	-	2,257
G476	Retail sale of cultural and recreation goods in specialized stores	-	-	4,169
G477	Retail sale of other goods in specialized stores	-	8,838	107,768
G479	Retail trade not in stores, stalls or markets	-	-	-
	I - Ilocos Region	-	8,302	1,093,321
G451	Sale of motor vehicles	-	-	101,940
G452	Maintenance and repair of motor vehicles	-	-	312
G453	Sale of motor vehicle parts and accessories	-	-	58
G454	Sale, maintenance and repair of motorcycles and related parts and accessories	-	-	87,446
G462	Wholesale of agricultural raw materials and live animals	-	-	7,950
G463	Wholesale of food, beverages and tobacco	-	-	95,436
G464	Wholesale of household goods	-	1,885	26,770
G465	Wholesale of machinery, equipment and supplies	-	-	3,306
G466	Other specialized wholesale	-	-	8,974
G469	Non-specialized wholesale trade	-	-	-
G471	Retail sale in non-specialized stores	-	6,417	342,536
G472	Retail sale of food, beverages and tobacco in specialized stores	-	-	3,924
G473	Retail sale of automotive fuel in specialized stores	-	-	168,900

Table 4 Number of Establishments and Revenue by Type for Wholesale and Retail Trade; Repair of Motor Vehicles and Motorcycles
Establishments by Region and Industry Group: Philippines, 2018*(Values are in thousand PhP, except for number of establishments. Details may not add-up to total due to rounding and/or statistical disclosure control.)**Continued*

PSIC 2009 Code	Region / Industry Description	Revenue		
		Royalty Income	Franchise Income	Other Income
		(11)	(12)	(13)
G474	Retail sale of information and communications equipment in specialized stores	-	-	837
G475	Retail sale of other household equipment in specialized stores	-	-	65,336
G476	Retail sale of cultural and recreation goods in specialized stores	-	-	1,959
G477	Retail sale of other goods in specialized stores	-	-	177,637
G479	Retail trade not in stores, stalls or markets	-	-	-
	II - Cagayan Valley	-	13,946	1,229,228
G451	Sale of motor vehicles	-	-	7,756
G452	Maintenance and repair of motor vehicles	-	-	88
G453	Sale of motor vehicle parts and accessories	-	-	10,361
G454	Sale, maintenance and repair of motorcycles and related parts and accessories	-	-	366,476
G462	Wholesale of agricultural raw materials and live animals	-	-	12,443
G463	Wholesale of food, beverages and tobacco	-	-	481,617
G464	Wholesale of household goods	-	13,946	58,477
G465	Wholesale of machinery, equipment and supplies	-	-	9,830
G466	Other specialized wholesale	-	-	-
G471	Retail sale in non-specialized stores	-	-	71,867
G472	Retail sale of food, beverages and tobacco in specialized stores	-	-	6,400
G473	Retail sale of automotive fuel in specialized stores	-	-	16,376
G474	Retail sale of information and communications equipment in specialized stores	-	-	14,916
G475	Retail sale of other household equipment in specialized stores	-	-	133,705
G476	Retail sale of cultural and recreation goods in specialized stores	-	-	14,106
G477	Retail sale of other goods in specialized stores	-	-	24,810
G479	Retail trade not in stores, stalls or markets	-	-	-

Table 4 Number of Establishments and Revenue by Type for Wholesale and Retail Trade; Repair of Motor Vehicles and Motorcycles
Establishments by Region and Industry Group: Philippines, 2018

(Values are in thousand PhP, except for number of establishments. Details may not add-up to total due to rounding and/or statistical disclosure control.)

Continued

PSIC 2009 Code	Region / Industry Description	Revenue		
		Royalty Income	Franchise Income	Other Income
		(11)	(12)	(13)
III - Central Luzon		5,535	27,928	3,667,010
G451	Sale of motor vehicles	3,501	-	328,016
G452	Maintenance and repair of motor vehicles	-	-	40
G453	Sale of motor vehicle parts and accessories	-	-	25,749
G454	Sale, maintenance and repair of motorcycles and related parts and accessories	-	-	-
G461	Wholesale on a fee or contract basis	-	-	-
G462	Wholesale of agricultural raw materials and live animals	-	-	3,845
G463	Wholesale of food, beverages and tobacco	212	-	147,890
G464	Wholesale of household goods	-	-	28,536
G465	Wholesale of machinery, equipment and supplies	-	-	32,611
G466	Other specialized wholesale	-	-	16,913
G469	Non-specialized wholesale trade	-	-	-
G471	Retail sale in non-specialized stores	1,821	7,726	1,498,816
G472	Retail sale of food, beverages and tobacco in specialized stores	-	-	38,679
G473	Retail sale of automotive fuel in specialized stores	-	-	36,963
G474	Retail sale of information and communications equipment in specialized stores	-	-	818
G475	Retail sale of other household equipment in specialized stores	-	-	299,287
G476	Retail sale of cultural and recreation goods in specialized stores	-	-	21,152
G477	Retail sale of other goods in specialized stores	-	20,202	1,187,017
G479	Retail trade not in stores, stalls or markets	-	-	679
IVA - CALABARZON		114	308,485	8,292,402
G451	Sale of motor vehicles	-	-	729,445
G452	Maintenance and repair of motor vehicles	-	-	-
G453	Sale of motor vehicle parts and accessories	-	-	45,382

Table 4 Number of Establishments and Revenue by Type for Wholesale and Retail Trade; Repair of Motor Vehicles and Motorcycles
Establishments by Region and Industry Group: Philippines, 2018

(Values are in thousand PhP, except for number of establishments. Details may not add-up to total due to rounding and/or statistical disclosure control.)

Continued

PSIC 2009 Code	Region / Industry Description	Revenue		
		Royalty Income	Franchise Income	Other Income
		(11)	(12)	(13)
G454	Sale, maintenance and repair of motorcycles and related parts and accessories	-	202,382	3,095,951
G461	Wholesale on a fee or contract basis	-	-	4,460
G462	Wholesale of agricultural raw materials and live animals	-	-	4,010
G463	Wholesale of food, beverages and tobacco	-	-	90,222
G464	Wholesale of household goods	-	-	434,537
G465	Wholesale of machinery, equipment and supplies	-	-	271,235
G466	Other specialized wholesale	-	25	104,638
G469	Non-specialized wholesale trade	-	-	502
G471	Retail sale in non-specialized stores	-	19,251	2,449,356
G472	Retail sale of food, beverages and tobacco in specialized stores	-	-	5,555
G473	Retail sale of automotive fuel in specialized stores	-	-	43,056
G474	Retail sale of information and communications equipment in specialized stores	-	-	4,026
G475	Retail sale of other household equipment in specialized stores	-	-	239,196
G476	Retail sale of cultural and recreation goods in specialized stores	-	-	32,216
G477	Retail sale of other goods in specialized stores	114	86,828	736,261
G479	Retail trade not in stores, stalls or markets	-	-	2,354
	MIMAROPA	2,201	-	720,164
G451	Sale of motor vehicles	-	-	23,959
G452	Maintenance and repair of motor vehicles	-	-	12,747
G453	Sale of motor vehicle parts and accessories	-	-	-
G454	Sale, maintenance and repair of motorcycles and related parts and accessories	-	-	191,713
G461	Wholesale on a fee or contract basis	S	S	S
G462	Wholesale of agricultural raw materials and live animals	2,200	-	24,610
G463	Wholesale of food, beverages and tobacco	-	-	34,361
G464	Wholesale of household goods	1	-	201

Table 4 Number of Establishments and Revenue by Type for Wholesale and Retail Trade; Repair of Motor Vehicles and Motorcycles
Establishments by Region and Industry Group: Philippines, 2018

(Values are in thousand PhP, except for number of establishments. Details may not add-up to total due to rounding and/or statistical disclosure control.)

Continued

PSIC 2009 Code	Region / Industry Description	Revenue		
		Royalty Income	Franchise Income	Other Income
		(11)	(12)	(13)
G465	Wholesale of machinery, equipment and supplies	-	-	-
G466	Other specialized wholesale	-	-	82,417
G471	Retail sale in non-specialized stores	-	-	17,666
G472	Retail sale of food, beverages and tobacco in specialized stores	-	-	7,107
G473	Retail sale of automotive fuel in specialized stores	-	-	862
G474	Retail sale of information and communications equipment in specialized stores	-	-	-
G475	Retail sale of other household equipment in specialized stores	-	-	57,393
G476	Retail sale of cultural and recreation goods in specialized stores	-	-	611
G477	Retail sale of other goods in specialized stores	-	-	266,517
G479	Retail trade not in stores, stalls or markets	S	S	S
V - Bicol Region		-	142,291	576,468
G451	Sale of motor vehicles	-	-	61,919
G452	Maintenance and repair of motor vehicles	-	-	-
G453	Sale of motor vehicle parts and accessories	-	-	17,209
G454	Sale, maintenance and repair of motorcycles and related parts and accessories	-	134,921	171,643
G461	Wholesale on a fee or contract basis	-	-	2,281
G462	Wholesale of agricultural raw materials and live animals	-	-	998
G463	Wholesale of food, beverages and tobacco	-	-	131,502
G464	Wholesale of household goods	-	6,243	25,815
G465	Wholesale of machinery, equipment and supplies	-	-	388
G466	Other specialized wholesale	-	-	23,290
G471	Retail sale in non-specialized stores	-	1,126	45,777
G472	Retail sale of food, beverages and tobacco in specialized stores	-	-	5,907
G473	Retail sale of automotive fuel in specialized stores	-	-	14,790

Table 4 Number of Establishments and Revenue by Type for Wholesale and Retail Trade; Repair of Motor Vehicles and Motorcycles
Establishments by Region and Industry Group: Philippines, 2018

(Values are in thousand PhP, except for number of establishments. Details may not add-up to total due to rounding and/or statistical disclosure control.)

Continued

PSIC 2009 Code	Region / Industry Description	Revenue		
		Royalty Income	Franchise Income	Other Income
		(11)	(12)	(13)
G474	Retail sale of information and communications equipment in specialized stores	-	-	1,925
G475	Retail sale of other household equipment in specialized stores	-	-	45,857
G476	Retail sale of cultural and recreation goods in specialized stores	-	-	3,849
G477	Retail sale of other goods in specialized stores	-	-	21,761
G479	Retail trade not in stores, stalls or markets	-	-	1,554
	VI - Western Visayas	-	53,195	2,247,762
G451	Sale of motor vehicles	-	-	884,195
G452	Maintenance and repair of motor vehicles	-	-	704
G453	Sale of motor vehicle parts and accessories	-	-	240,666
G454	Sale, maintenance and repair of motorcycles and related parts and accessories	-	-	386,440
G461	Wholesale on a fee or contract basis	-	-	-
G462	Wholesale of agricultural raw materials and live animals	-	-	1,559
G463	Wholesale of food, beverages and tobacco	-	-	72,805
G464	Wholesale of household goods	-	2,855	24,850
G465	Wholesale of machinery, equipment and supplies	-	-	1,699
G466	Other specialized wholesale	-	15	76,343
G471	Retail sale in non-specialized stores	-	19,275	267,637
G472	Retail sale of food, beverages and tobacco in specialized stores	-	-	8,077
G473	Retail sale of automotive fuel in specialized stores	-	16	59,047
G474	Retail sale of information and communications equipment in specialized stores	-	-	9,380
G475	Retail sale of other household equipment in specialized stores	-	-	22,897
G476	Retail sale of cultural and recreation goods in specialized stores	-	-	1,051
G477	Retail sale of other goods in specialized stores	-	31,034	188,603
G479	Retail trade not in stores, stalls or markets	-	-	1,811

Table 4 Number of Establishments and Revenue by Type for Wholesale and Retail Trade; Repair of Motor Vehicles and Motorcycles
Establishments by Region and Industry Group: Philippines, 2018

(Values are in thousand PhP, except for number of establishments. Details may not add-up to total due to rounding and/or statistical disclosure control.)

Continued

PSIC 2009 Code	Region / Industry Description	Revenue		
		Royalty Income	Franchise Income	Other Income
		(11)	(12)	(13)
VII - Central Visayas		1,037	158,921	4,182,786
G451	Sale of motor vehicles	-	-	782,003
G452	Maintenance and repair of motor vehicles	-	-	1,520
G453	Sale of motor vehicle parts and accessories	-	-	20,890
G454	Sale, maintenance and repair of motorcycles and related parts and accessories	-	-	303,167
G461	Wholesale on a fee or contract basis	-	-	159
G462	Wholesale of agricultural raw materials and live animals	-	-	14,359
G463	Wholesale of food, beverages and tobacco	-	-	36,210
G464	Wholesale of household goods	-	-	46,622
G465	Wholesale of machinery, equipment and supplies	-	-	669,833
G466	Other specialized wholesale	-	-	114,363
G469	Non-specialized wholesale trade	-	-	-
G471	Retail sale in non-specialized stores	-	2,732	670,858
G472	Retail sale of food, beverages and tobacco in specialized stores	-	-	5,806
G473	Retail sale of automotive fuel in specialized stores	-	-	84,196
G474	Retail sale of information and communications equipment in specialized stores	-	-	5,921
G475	Retail sale of other household equipment in specialized stores	-	600	191,587
G476	Retail sale of cultural and recreation goods in specialized stores	-	-	35,778
G477	Retail sale of other goods in specialized stores	1,037	155,589	1,199,512
G479	Retail trade not in stores, stalls or markets	-	-	-
VIII - Eastern Visayas		-	90,941	1,412,492
G451	Sale of motor vehicles	-	24,235	146,865
G452	Maintenance and repair of motor vehicles	-	-	-
G453	Sale of motor vehicle parts and accessories	-	-	1,867

Table 4 Number of Establishments and Revenue by Type for Wholesale and Retail Trade; Repair of Motor Vehicles and Motorcycles
Establishments by Region and Industry Group: Philippines, 2018

(Values are in thousand PhP, except for number of establishments. Details may not add-up to total due to rounding and/or statistical disclosure control.)

Continued

PSIC 2009 Code	Region / Industry Description	Revenue		
		Royalty Income	Franchise Income	Other Income
		(11)	(12)	(13)
G454	Sale, maintenance and repair of motorcycles and related parts and accessories	-	65,155	78,463
G461	Wholesale on a fee or contract basis	-	-	-
G462	Wholesale of agricultural raw materials and live animals	-	-	2,102
G463	Wholesale of food, beverages and tobacco	-	-	34,921
G464	Wholesale of household goods	-	1,427	946,368
G465	Wholesale of machinery, equipment and supplies	-	-	-
G466	Other specialized wholesale	-	-	115,818
G471	Retail sale in non-specialized stores	-	-	15,299
G472	Retail sale of food, beverages and tobacco in specialized stores	-	-	-
G473	Retail sale of automotive fuel in specialized stores	-	124	25,065
G474	Retail sale of information and communications equipment in specialized stores	-	-	25,924
G475	Retail sale of other household equipment in specialized stores	-	-	9,308
G476	Retail sale of cultural and recreation goods in specialized stores	-	-	-
G477	Retail sale of other goods in specialized stores	-	-	10,494
IX - Zamboanga Peninsula		1,219	-	880,143
G451	Sale of motor vehicles	-	-	27,695
G452	Maintenance and repair of motor vehicles	-	-	-
G453	Sale of motor vehicle parts and accessories	-	-	-
G454	Sale, maintenance and repair of motorcycles and related parts and accessories	-	-	21,765
G461	Wholesale on a fee or contract basis	-	-	200
G462	Wholesale of agricultural raw materials and live animals	-	-	10,796
G463	Wholesale of food, beverages and tobacco	-	-	258,405
G464	Wholesale of household goods	-	-	19,519
G465	Wholesale of machinery, equipment and supplies	-	-	1,552

Table 4 Number of Establishments and Revenue by Type for Wholesale and Retail Trade; Repair of Motor Vehicles and Motorcycles
Establishments by Region and Industry Group: Philippines, 2018

(Values are in thousand PhP, except for number of establishments. Details may not add-up to total due to rounding and/or statistical disclosure control.)

Continued

PSIC 2009 Code	Region / Industry Description	Revenue		
		Royalty Income	Franchise Income	Other Income
		(11)	(12)	(13)
G466	Other specialized wholesale	-	-	244,509
G471	Retail sale in non-specialized stores	1,130	-	90,724
G472	Retail sale of food, beverages and tobacco in specialized stores	-	-	1,578
G473	Retail sale of automotive fuel in specialized stores	-	-	58,144
G474	Retail sale of information and communications equipment in specialized stores	-	-	6,340
G475	Retail sale of other household equipment in specialized stores	-	-	12,221
G476	Retail sale of cultural and recreation goods in specialized stores	89	-	1,184
G477	Retail sale of other goods in specialized stores	-	-	125,512
G479	Retail trade not in stores, stalls or markets	-	-	-
	X - Northern Mindanao	1,151	105,129	1,764,918
G451	Sale of motor vehicles	-	-	83,221
G452	Maintenance and repair of motor vehicles	-	-	-
G453	Sale of motor vehicle parts and accessories	-	-	28,984
G454	Sale, maintenance and repair of motorcycles and related parts and accessories	-	59,232	65,074
G461	Wholesale on a fee or contract basis	-	-	55,476
G462	Wholesale of agricultural raw materials and live animals	-	-	44,369
G463	Wholesale of food, beverages and tobacco	-	-	201,280
G464	Wholesale of household goods	1,151	-	139,728
G465	Wholesale of machinery, equipment and supplies	-	-	3,589
G466	Other specialized wholesale	-	-	278,026
G469	Non-specialized wholesale trade	-	-	363
G471	Retail sale in non-specialized stores	-	7,713	107,602
G472	Retail sale of food, beverages and tobacco in specialized stores	-	-	-
G473	Retail sale of automotive fuel in specialized stores	-	38,184	210,329
G474	Retail sale of information and communications equipment in specialized stores	-	-	-

Table 4 Number of Establishments and Revenue by Type for Wholesale and Retail Trade; Repair of Motor Vehicles and Motorcycles
Establishments by Region and Industry Group: Philippines, 2018*(Values are in thousand PhP, except for number of establishments. Details may not add-up to total due to rounding and/or statistical disclosure control.)**Continued*

PSIC 2009 Code	Region / Industry Description	Revenue		
		Royalty Income	Franchise Income	Other Income
		(11)	(12)	(13)
G475	Retail sale of other household equipment in specialized stores	-	-	28,835
G476	Retail sale of cultural and recreation goods in specialized stores	-	-	6,120
G477	Retail sale of other goods in specialized stores	-	-	511,924
G479	Retail trade not in stores, stalls or markets	-	-	-
XI - Davao Region		15,090	13,880	1,276,633
G451	Sale of motor vehicles	-	-	202,845
G452	Maintenance and repair of motor vehicles	-	-	1,517
G453	Sale of motor vehicle parts and accessories	-	-	33,545
G454	Sale, maintenance and repair of motorcycles and related parts and accessories	-	-	-
G461	Wholesale on a fee or contract basis	-	-	131,623
G462	Wholesale of agricultural raw materials and live animals	-	-	25,147
G463	Wholesale of food, beverages and tobacco	-	-	203,553
G464	Wholesale of household goods	-	-	19,966
G465	Wholesale of machinery, equipment and supplies	-	-	17,551
G466	Other specialized wholesale	15,090	18	84,006
G469	Non-specialized wholesale trade	-	-	-
G471	Retail sale in non-specialized stores	-	13,863	321,156
G472	Retail sale of food, beverages and tobacco in specialized stores	-	-	41,220
G473	Retail sale of automotive fuel in specialized stores	-	-	8,233
G474	Retail sale of information and communications equipment in specialized stores	-	-	15,012
G475	Retail sale of other household equipment in specialized stores	-	-	65,020
G476	Retail sale of cultural and recreation goods in specialized stores	-	-	5,714
G477	Retail sale of other goods in specialized stores	-	-	100,524
G479	Retail trade not in stores, stalls or markets	-	-	-

Table 4 Number of Establishments and Revenue by Type for Wholesale and Retail Trade; Repair of Motor Vehicles and Motorcycles
Establishments by Region and Industry Group: Philippines, 2018

(Values are in thousand PhP, except for number of establishments. Details may not add-up to total due to rounding and/or statistical disclosure control.)

Continued

PSIC 2009 Code	Region / Industry Description	Revenue		
		Royalty Income	Franchise Income	Other Income
		(11)	(12)	(13)
XII - SOCCSKSARGEN		-	19,020	1,305,729
G451	Sale of motor vehicles	-	-	90,606
G452	Maintenance and repair of motor vehicles	-	-	-
G453	Sale of motor vehicle parts and accessories	-	-	2,693
G454	Sale, maintenance and repair of motorcycles and related parts and accessories	-	13,766	26,519
G461	Wholesale on a fee or contract basis	-	-	4,591
G462	Wholesale of agricultural raw materials and live animals	-	-	52,648
G463	Wholesale of food, beverages and tobacco	-	-	28,758
G464	Wholesale of household goods	-	-	10,431
G465	Wholesale of machinery, equipment and supplies	-	-	52,714
G466	Other specialized wholesale	-	-	12,346
G471	Retail sale in non-specialized stores	-	-	181,055
G472	Retail sale of food, beverages and tobacco in specialized stores	-	-	5,823
G473	Retail sale of automotive fuel in specialized stores	-	5,255	72,836
G474	Retail sale of information and communications equipment in specialized stores	-	-	-
G475	Retail sale of other household equipment in specialized stores	-	-	120,173
G476	Retail sale of cultural and recreation goods in specialized stores	-	-	-
G477	Retail sale of other goods in specialized stores	-	-	644,287
G479	Retail trade not in stores, stalls or markets	-	-	252
XIII - Caraga		-	15,501	313,513
G451	Sale of motor vehicles	-	15,501	64,439
G452	Maintenance and repair of motor vehicles	-	-	-
G453	Sale of motor vehicle parts and accessories	-	-	-

Table 4 Number of Establishments and Revenue by Type for Wholesale and Retail Trade; Repair of Motor Vehicles and Motorcycles
Establishments by Region and Industry Group: Philippines, 2018

(Values are in thousand PhP, except for number of establishments. Details may not add-up to total due to rounding and/or statistical disclosure control.)

Concluded

PSIC 2009 Code	Region / Industry Description	Revenue		
		Royalty Income	Franchise Income	Other Income
		(11)	(12)	(13)
G454	Sale, maintenance and repair of motorcycles and related parts and accessories	-	-	27,465
G461	Wholesale on a fee or contract basis	S	S	S
G462	Wholesale of agricultural raw materials and live animals	-	-	1,013
G463	Wholesale of food, beverages and tobacco	-	-	39,459
G464	Wholesale of household goods	-	-	3,000
G465	Wholesale of machinery, equipment and supplies	-	-	851
G466	Other specialized wholesale	-	-	8,744
G471	Retail sale in non-specialized stores	-	-	33,749
G472	Retail sale of food, beverages and tobacco in specialized stores	-	-	-
G473	Retail sale of automotive fuel in specialized stores	-	-	84,590
G474	Retail sale of information and communications equipment in specialized stores	-	-	12097
G475	Retail sale of other household equipment in specialized stores	-	-	1,520
G476	Retail sale of cultural and recreation goods in specialized stores	-	-	243
G477	Retail sale of other goods in specialized stores	-	-	8,712
G479	Retail trade not in stores, stalls or markets	S	S	S
	Autonomous Region in Muslim Mindanao	-	-	1,606
G451	Sale of motor vehicles	-	-	-
G453	Sale of motor vehicle parts and accessories	-	-	-
G454	Sale, maintenance and repair of motorcycles and related parts and accessories	-	-	-
G462	Wholesale of agricultural raw materials and live animals	-	-	-
G463	Wholesale of food, beverages and tobacco	-	-	1,606
G464	Wholesale of household goods	-	-	-
G465	Wholesale of machinery, equipment and supplies	-	-	-
G466	Other specialized wholesale	-	-	-

Table 4 Number of Establishments and Revenue by Type for Wholesale and Retail Trade; Repair of Motor Vehicles and Motorcycles
Establishments by Region and Industry Group: Philippines, 2018

(Values are in thousand PhP, except for number of establishments. Details may not add-up to total due to rounding and/or statistical disclosure control.)

Concluded

PSIC 2009 Code	Region / Industry Description	Revenue		
		Royalty Income	Franchise Income	Other Income
		(11)	(12)	(13)
G471	Retail sale in non-specialized stores	-	-	-
G472	Retail sale of food, beverages and tobacco in specialized stores	-	-	-
G473	Retail sale of automotive fuel in specialized stores	-	-	-
G474	Retail sale of information and communications equipment in specialized stores	-	-	-
G475	Retail sale of other household equipment in specialized stores	-	-	-
G476	Retail sale of cultural and recreation goods in specialized stores	-	-	-
G477	Retail sale of other goods in specialized stores	-	-	-
G479	Retail trade not in stores, stalls or markets	-	-	-

Note: "-" – Zero Value

S – Suppressed Data

Source: Philippine Statistics Authority, 2018 Census of Philippine Business and Industry

Table 4.1 Number of Establishments and Sales of Goods by Mode of Sale for Wholesale and Retail Trade; Repair of Motor Vehicles and Motorcycles Establishments by Region and Industry Group: Philippines, 2018

(Values are in thousand PhP, except for number of establishments. Details may not add-up to total due to rounding and/or statistical disclosure control.)

2009 PSIC Code	Region / Industry Description	Number of Establishments	Sale of Goods			
			Total	Sales to Domestic Market	Direct Exports	Sales to Exporters
		(1)	(2)	(3)	(4)	(5)
	Philippines	137,674	8,334,972,508	8,265,475,821	43,621,204	25,875,483
G451	Sale of motor vehicles	1,595	470,529,518	470,377,285	-	152,232
G452	Maintenance and repair of motor vehicles	2,991	18,338,494	18,321,485	17,009	-
G453	Sale of motor vehicle parts and accessories	4,837	152,890,320	148,263,819	3,847,361	779,141
G454	Sale, maintenance and repair of motorcycles and related parts and accessories	8,501	401,498,951	401,498,951	-	-
G461	Wholesale on a fee or contract basis	518	34,112,593	28,771,654	5,062,872	278,067
G462	Wholesale of agricultural raw materials and live animals	2,430	125,257,216	101,149,627	19,847,161	4,260,427
G463	Wholesale of food, beverages and tobacco	3,508	641,135,306	633,487,866	5,148,845	2,498,595
G464	Wholesale of household goods	6,370	636,873,477	633,602,330	1,400,828	1,870,318
G465	Wholesale of machinery, equipment and supplies	2,810	345,315,194	327,918,469	4,053,013	13,343,712
G466	Other specialized wholesale	4,173	763,489,692	759,973,852	1,291,764	2,224,076
G469	Non-specialized wholesale trade	93	11,627,857	11,600,304	-	27,552
G471	Retail sale in non-specialized stores	13,478	1,326,474,023	1,326,414,042	-	59,981
G472	Retail sale of food, beverages and tobacco in specialized stores	11,793	209,009,055	208,193,942	807,967	7,146
G473	Retail sale of automotive fuel in specialized stores	7,074	724,480,571	724,205,104	154,285	121,182
G474	Retail sale of information and communications equipment in specialized stores	6,782	365,491,822	365,266,130	219,408	6,284
G475	Retail sale of other household equipment in specialized stores	17,389	650,411,776	649,594,455	631,606	185,715
G476	Retail sale of cultural and recreation goods in specialized stores	3,374	69,505,054	69,474,118	10,873	20,064
G477	Retail sale of other goods in specialized stores	39,585	1,383,086,094	1,381,916,893	1,128,213	40,989
G479	Retail trade not in stores, stalls or markets	373	5,445,495	5,445,495	-	-
	National Capital Region	21,366	2,995,662,710	2,980,058,349	12,936,738	2,667,623
G451	Sale of motor vehicles	279	223,550,271	223,550,271	-	-
G452	Maintenance and repair of motor vehicles	387	5,916,217	5,916,217	-	-

Continued

Table 4.1 Number of Establishments and Sales of Goods by Mode of Sale for Wholesale and Retail Trade; Repair of Motor Vehicles and Motorcycles Establishments by Region and Industry Group: Philippines, 2018

(Values are in thousand PhP, except for number of establishments. Details may not add-up to total due to rounding and/or statistical disclosure control.)

Continued

2009 PSIC Code	Region / Industry Description	Number of Establishments	Sale of Goods			
			Total	Sales to Domestic Market	Direct Exports	Sales to Exporters
		(1)	(2)	(3)	(4)	(5)
G453	Sale of motor vehicle parts and accessories	688	51,731,365	48,296,916	3,434,448	-
G454	Sale, maintenance and repair of motorcycles and related parts and accessories	556	16,030,156	16,030,156	-	-
G461	Wholesale on a fee or contract basis	170	18,223,990	17,473,340	715,639	35,012
G462	Wholesale of agricultural raw materials and live animals	217	29,494,779	27,190,190	2,304,589	-
G463	Wholesale of food, beverages and tobacco	563	249,265,669	244,718,674	2,954,696	1,592,299
G464	Wholesale of household goods	2,144	390,769,552	389,633,424	1,123,924	12,204
G465	Wholesale of machinery, equipment and supplies	1,189	231,922,627	230,712,464	400,542	809,621
G466	Other specialized wholesale	1,043	417,612,247	417,212,750	254,140	145,357
G469	Non-specialized wholesale trade	28	3,547,041	3,547,041	-	-
G471	Retail sale in non-specialized stores	1,344	345,649,725	345,629,711	-	20,014
G472	Retail sale of food, beverages and tobacco in specialized stores	941	73,728,769	72,950,364	778,405	-
G473	Retail sale of automotive fuel in specialized stores	619	170,545,469	170,545,469	-	-
G474	Retail sale of information and communications equipment in specialized stores	770	93,042,968	92,827,959	215,009	-
G475	Retail sale of other household equipment in specialized stores	2,746	181,387,725	180,825,637	555,434	6,654
G476	Retail sale of cultural and recreation goods in specialized stores	539	28,526,587	28,497,960	10,873	17,754
G477	Retail sale of other goods in specialized stores	7,048	460,663,524	460,445,775	189,040	28,709
G479	Retail trade not in stores, stalls or markets	96	4,054,031	4,054,031	-	-
CAR	Cordillera Administrative Region	4,683	83,382,468	83,382,468	-	-
G451	Sale of motor vehicles	37	4,465,230	4,465,230	-	-
G452	Maintenance and repair of motor vehicles	130	111,684	111,684	-	-
G453	Sale of motor vehicle parts and accessories	188	851,522	851,522	-	-
G454	Sale, maintenance and repair of motorcycles and related parts and accessories	293	7,266,269	7,266,269	-	-
G461	Wholesale on a fee or contract basis	12	978,720	978,720	-	-
G462	Wholesale of agricultural raw materials and live animals	74	506,130	506,130	-	-

Table 4.1 Number of Establishments and Sales of Goods by Mode of Sale for Wholesale and Retail Trade; Repair of Motor Vehicles and Motorcycles Establishments by Region and Industry Group: Philippines, 2018

(Values are in thousand PhP, except for number of establishments. Details may not add-up to total due to rounding and/or statistical disclosure control.)

Continued

2009 PSIC Code	Region / Industry Description	Number of Establishments	Sale of Goods			
			Total	Sales to Domestic Market	Direct Exports	Sales to Exporters
		(1)	(2)	(3)	(4)	(5)
G463	Wholesale of food, beverages and tobacco	126	6,242,930	6,242,930	-	-
G464	Wholesale of household goods	144	1,794,190	1,794,190	-	-
G465	Wholesale of machinery, equipment and supplies	41	497,702	497,702	-	-
G466	Other specialized wholesale	97	854,264	854,264	-	-
G471	Retail sale in non-specialized stores	376	20,976,881	20,976,881	-	-
G472	Retail sale of food, beverages and tobacco in specialized stores	391	1,147,365	1,147,365	-	-
G473	Retail sale of automotive fuel in specialized stores	346	9,229,621	9,229,621	-	-
G474	Retail sale of information and communications equipment in specialized stores	312	6,198,096	6,198,096	-	-
G475	Retail sale of other household equipment in specialized stores	820	13,282,410	13,282,410	-	-
G476	Retail sale of cultural and recreation goods in specialized stores	110	1,711,051	1,711,051	-	-
G477	Retail sale of other goods in specialized stores	1,161	7,228,734	7,228,734	-	-
G479	Retail trade not in stores, stalls or markets	24	39,670	39,670	-	-
I - Ilocos Region		5,820	247,006,392	246,987,157	-	19,236
G451	Sale of motor vehicles	72	18,643,016	18,643,016	-	-
G452	Maintenance and repair of motor vehicles	159	535,924	535,924	-	-
G453	Sale of motor vehicle parts and accessories	354	2,279,335	2,279,335	-	-
G454	Sale, maintenance and repair of motorcycles and related parts and accessories	285	21,666,489	21,666,489	-	-
G462	Wholesale of agricultural raw materials and live animals	91	1,466,215	1,466,215	-	-
G463	Wholesale of food, beverages and tobacco	157	26,453,170	26,451,266	-	1,904
G464	Wholesale of household goods	273	6,004,986	6,004,986	-	-
G465	Wholesale of machinery, equipment and supplies	108	1,738,340	1,738,340	-	-
G466	Other specialized wholesale	244	8,672,179	8,654,847	-	17,332
G469	Non-specialized wholesale trade	5	265,158	265,158	-	-
G471	Retail sale in non-specialized stores	793	59,156,008	59,156,008	-	-
G472	Retail sale of food, beverages and tobacco in specialized stores	525	16,083,741	16,083,741	-	-

Table 4.1 Number of Establishments and Sales of Goods by Mode of Sale for Wholesale and Retail Trade; Repair of Motor Vehicles and Motorcycles Establishments by Region and Industry Group: Philippines, 2018

(Values are in thousand PhP, except for number of establishments. Details may not add-up to total due to rounding and/or statistical disclosure control.)

Continued

2009 PSIC Code	Region / Industry Description	Number of Establishments	Sale of Goods			
			Total	Sales to Domestic Market	Direct Exports	Sales to Exporters
		(1)	(2)	(3)	(4)	(5)
G473	Retail sale of automotive fuel in specialized stores	294	28,118,266	28,118,266	-	-
G474	Retail sale of information and communications equipment in specialized stores	350	6,142,322	6,142,322	-	-
G475	Retail sale of other household equipment in specialized stores	815	18,289,145	18,289,145	-	-
G476	Retail sale of cultural and recreation goods in specialized stores	110	2,768,587	2,768,587	-	-
G477	Retail sale of other goods in specialized stores	1,173	28,578,387	28,578,387	-	-
G479	Retail trade not in stores, stalls or markets	10	145,124	145,124	-	-
II - Cagayan Valley		5,470	161,500,617	160,796,065	95,260	609,292
G451	Sale of motor vehicles	68	6,840,009	6,840,009	-	-
G452	Maintenance and repair of motor vehicles	152	365,256	365,256	-	-
G453	Sale of motor vehicle parts and accessories	261	4,316,962	4,316,962	-	-
G454	Sale, maintenance and repair of motorcycles and related parts and accessories	365	5,455,004	5,455,004	-	-
G462	Wholesale of agricultural raw materials and live animals	162	18,719,477	18,714,207	-	5,270
G463	Wholesale of food, beverages and tobacco	87	16,728,528	16,728,528	-	-
G464	Wholesale of household goods	305	8,529,019	8,529,019	-	-
G465	Wholesale of machinery, equipment and supplies	69	3,704,682	3,638,128	-	66,555
G466	Other specialized wholesale	183	4,006,969	3,412,278	80,000	514,691
G471	Retail sale in non-specialized stores	337	21,631,421	21,631,421	-	-
G472	Retail sale of food, beverages and tobacco in specialized stores	669	3,931,200	3,931,200	-	-
G473	Retail sale of automotive fuel in specialized stores	358	12,886,206	12,886,206	-	-
G474	Retail sale of information and communications equipment in specialized stores	390	12,425,944	12,415,261	4,399	6,284
G475	Retail sale of other household equipment in specialized stores	705	19,824,004	19,799,850	9,661	14,492
G476	Retail sale of cultural and recreation goods in specialized stores	199	2,680,337	2,680,337	-	-

Table 4.1 Number of Establishments and Sales of Goods by Mode of Sale for Wholesale and Retail Trade; Repair of Motor Vehicles and Motorcycles Establishments by Region and Industry Group: Philippines, 2018

(Values are in thousand PhP, except for number of establishments. Details may not add-up to total due to rounding and/or statistical disclosure control.)

2009 PSIC Code	Region / Industry Description	Number of Establishments	Sale of Goods			
			Total	Sales to Domestic Market	Direct Exports	Sales to Exporters
		(1)	(2)	(3)	(4)	(5)
G477	Retail sale of other goods in specialized stores	1,151	19,448,619	19,445,419	1,200	2,000
G479	Retail trade not in stores, stalls or markets	9	6,979	6,979	-	-
III - Central Luzon		10,554	702,959,528	698,502,799	1,330,981	3,125,749
G451	Sale of motor vehicles	176	32,503,009	32,379,541	-	123,468
G452	Maintenance and repair of motor vehicles	233	519,469	502,460	17,009	-
G453	Sale of motor vehicle parts and accessories	331	16,662,868	16,662,868	-	-
G454	Sale, maintenance and repair of motorcycles and related parts and accessories	502	4,796,470	4,796,470	-	-
G461	Wholesale on a fee or contract basis	15	233,519	15,339	76,000	142,180
G462	Wholesale of agricultural raw materials and live animals	222	3,438,340	3,438,340	-	-
G463	Wholesale of food, beverages and tobacco	273	43,353,911	43,329,018	24,893	-
G464	Wholesale of household goods	466	59,150,268	57,397,425	40,424	1,712,419
G465	Wholesale of machinery, equipment and supplies	161	2,383,906	2,124,508	-	259,398
G466	Other specialized wholesale	362	59,882,792	58,833,386	284,615	764,791
G469	Non-specialized wholesale trade	5	85,168	85,168	-	-
G471	Retail sale in non-specialized stores	1,222	174,458,938	174,458,938	-	-
G472	Retail sale of food, beverages and tobacco in specialized stores	650	7,782,009	7,782,009	-	-
G473	Retail sale of automotive fuel in specialized stores	671	68,679,136	68,557,954	-	121,182
G474	Retail sale of information and communications equipment in specialized stores	183	5,296,276	5,296,276	-	-
G475	Retail sale of other household equipment in specialized stores	1,435	58,293,940	58,293,940	-	-
G476	Retail sale of cultural and recreation goods in specialized stores	259	3,753,408	3,751,098	-	2,310
G477	Retail sale of other goods in specialized stores	3,376	161,658,392	160,770,352	888,040	-
G479	Retail trade not in stores, stalls or markets	12	27,709	27,709	-	-

Table 4.1 Number of Establishments and Sales of Goods by Mode of Sale for Wholesale and Retail Trade; Repair of Motor Vehicles and Motorcycles Establishments by Region and Industry Group: Philippines, 2018

(Values are in thousand PhP, except for number of establishments. Details may not add-up to total due to rounding and/or statistical disclosure control.)

Continued						
2009 PSIC Code	Region / Industry Description	Number of Establishments	Sale of Goods			
			Total	Sales to Domestic Market	Direct Exports	Sales to Exporters
		(1)	(2)	(3)	(4)	(5)
	IVA - CALABARZON	12,537	1,212,010,886	1,193,684,229	4,792,464	13,534,193
G451	Sale of motor vehicles	105	47,154,288	47,154,288	-	-
G452	Maintenance and repair of motor vehicles	254	5,519,352	5,519,352	-	-
G453	Sale of motor vehicle parts and accessories	463	28,633,291	27,441,239	412,912	779,141
G454	Sale, maintenance and repair of motorcycles and related parts and accessories	665	189,003,496	189,003,496	-	-
G461	Wholesale on a fee or contract basis	48	1,415,909	1,022,891	363,491	29,527
G462	Wholesale of agricultural raw materials and live animals	120	3,363,915	3,363,915	-	-
G463	Wholesale of food, beverages and tobacco	292	46,207,757	45,850,078	355,162	2,517
G464	Wholesale of household goods	349	40,864,623	40,789,827	12,330	62,466
G465	Wholesale of machinery, equipment and supplies	154	39,639,096	23,784,662	3,646,296	12,208,138
G466	Other specialized wholesale	356	36,041,671	35,600,212	1,999	439,459
G469	Non-specialized wholesale trade	9	1,453,019	1,453,019	-	-
G471	Retail sale in non-specialized stores	1,855	267,830,678	267,824,912	-	5,766
G472	Retail sale of food, beverages and tobacco in specialized stores	1,477	12,104,040	12,096,893	-	7,146
G473	Retail sale of automotive fuel in specialized stores	788	128,895,644	128,895,644	-	-
G474	Retail sale of information and communications equipment in specialized stores	341	94,650,639	94,650,639	-	-
G475	Retail sale of other household equipment in specialized stores	2,207	95,457,650	95,457,345	274	31
G476	Retail sale of cultural and recreation goods in specialized stores	317	7,308,668	7,308,668	-	-
G477	Retail sale of other goods in specialized stores	2,698	166,304,249	166,304,249	-	-
G479	Retail trade not in stores, stalls or markets	38	162,899	162,899	-	-
	MIMAROPA	4,931	120,407,621	120,112,243	285,098	10,280
G451	Sale of motor vehicles	16	2,105,741	2,105,741	-	-
G452	Maintenance and repair of motor vehicles	102	66,206	66,206	-	-

Table 4.1 Number of Establishments and Sales of Goods by Mode of Sale for Wholesale and Retail Trade; Repair of Motor Vehicles and Motorcycles Establishments by Region and Industry Group: Philippines, 2018

(Values are in thousand PhP, except for number of establishments. Details may not add-up to total due to rounding and/or statistical disclosure control.)

2009 PSIC Code	Region / Industry Description	Number of Establishments	Sale of Goods			
			Total	Sales to Domestic Market	Direct Exports	Sales to Exporters
		(1)	(2)	(3)	(4)	(5)
G453	Sale of motor vehicle parts and accessories	195	1,420,997	1,420,997	-	-
G454	Sale, maintenance and repair of motorcycles and related parts and accessories	609	14,000,788	14,000,788	-	-
G461	Wholesale on a fee or contract basis	S	S	S	S	S
G462	Wholesale of agricultural raw materials and live animals	121	2,244,438	2,226,418	18,021	-
G463	Wholesale of food, beverages and tobacco	123	13,870,987	13,870,987	-	-
G464	Wholesale of household goods	202	1,836,248	1,836,248	-	-
G465	Wholesale of machinery, equipment and supplies	77	3,894,970	3,894,970	-	-
G466	Other specialized wholesale	111	6,752,745	6,752,745	-	-
G471	Retail sale in non-specialized stores	422	13,783,200	13,783,200	-	-
G472	Retail sale of food, beverages and tobacco in specialized stores	296	1,237,921	1,237,921	-	-
G473	Retail sale of automotive fuel in specialized stores	307	12,719,244	12,719,244	-	-
G474	Retail sale of information and communications equipment in specialized stores	289	4,299,480	4,299,480	-	-
G475	Retail sale of other household equipment in specialized stores	631	14,040,467	14,040,467	-	-
G476	Retail sale of cultural and recreation goods in specialized stores	105	981,822	981,822	-	-
G477	Retail sale of other goods in specialized stores	1,313	26,770,136	26,759,856	-	10,280
G479	Retail trade not in stores, stalls or markets	S	S	S	S	S
V - Bicol Region		5,944	194,246,882	190,899,783	2,292,375	1,054,725
G451	Sale of motor vehicles	38	5,732,810	5,732,810	-	-
G452	Maintenance and repair of motor vehicles	185	1,660,048	1,660,048	-	-
G453	Sale of motor vehicle parts and accessories	195	4,106,143	4,106,143	-	-
G454	Sale, maintenance and repair of motorcycles and related parts and accessories	331	3,026,968	3,026,968	-	-
G461	Wholesale on a fee or contract basis	27	1,283,753	1,136,810	119,134	27,809
G462	Wholesale of agricultural raw materials and live animals	111	9,984,794	6,870,887	2,173,241	940,666

Table 4.1 Number of Establishments and Sales of Goods by Mode of Sale for Wholesale and Retail Trade; Repair of Motor Vehicles and Motorcycles Establishments by Region and Industry Group: Philippines, 2018

(Values are in thousand PhP, except for number of establishments. Details may not add-up to total due to rounding and/or statistical disclosure control.)

2009 PSIC Code	Region / Industry Description	Number of Establishments	Sale of Goods			
			Total	Sales to Domestic Market	Direct Exports	Sales to Exporters
		(1)	(2)	(3)	(4)	(5)
G463	Wholesale of food, beverages and tobacco	227	19,699,880	19,637,376	-	62,503
G464	Wholesale of household goods	282	11,456,816	11,456,816	-	-
G465	Wholesale of machinery, equipment and supplies	139	1,821,220	1,821,220	-	-
G466	Other specialized wholesale	137	6,474,889	6,474,889	-	-
G471	Retail sale in non-specialized stores	481	34,073,867	34,050,120	-	23,747
G472	Retail sale of food, beverages and tobacco in specialized stores	602	3,492,839	3,492,839	-	-
G473	Retail sale of automotive fuel in specialized stores	333	21,467,535	21,467,535	-	-
G474	Retail sale of information and communications equipment in specialized stores	173	4,062,397	4,062,397	-	-
G475	Retail sale of other household equipment in specialized stores	810	18,559,160	18,559,160	-	-
G476	Retail sale of cultural and recreation goods in specialized stores	136	2,239,696	2,239,696	-	-
G477	Retail sale of other goods in specialized stores	1,719	45,078,212	45,078,212	-	-
G479	Retail trade not in stores, stalls or markets	17	25,857	25,857	-	-
VI - Western Visayas		9,405	394,297,904	393,855,858	413,281	28,764
G451	Sale of motor vehicles	121	32,439,011	32,410,247	-	28,764
G452	Maintenance and repair of motor vehicles	193	850,908	850,908	-	-
G453	Sale of motor vehicle parts and accessories	216	2,802,157	2,802,157	-	-
G454	Sale, maintenance and repair of motorcycles and related parts and accessories	910	20,153,208	20,153,208	-	-
G461	Wholesale on a fee or contract basis	21	514,947	312,477	202,469	-
G462	Wholesale of agricultural raw materials and live animals	148	3,536,972	3,326,160	210,812	-
G463	Wholesale of food, beverages and tobacco	227	64,687,530	64,687,530	-	-
G464	Wholesale of household goods	350	21,472,407	21,472,407	-	-
G465	Wholesale of machinery, equipment and supplies	79	2,027,176	2,027,176	-	-
G466	Other specialized wholesale	207	31,545,679	31,545,679	-	-

Table 4.1 Number of Establishments and Sales of Goods by Mode of Sale for Wholesale and Retail Trade; Repair of Motor Vehicles and Motorcycles Establishments by Region and Industry Group: Philippines, 2018

(Values are in thousand PhP, except for number of establishments. Details may not add-up to total due to rounding and/or statistical disclosure control.)

2009 PSIC Code	Region / Industry Description	Number of Establishments	Sale of Goods			
			Total	Sales to Domestic Market	Direct Exports	Sales to Exporters
		(1)	(2)	(3)	(4)	(5)
G471	Retail sale in non-specialized stores	933	69,319,095	69,319,095	-	-
G472	Retail sale of food, beverages and tobacco in specialized stores	671	9,591,289	9,591,289	-	-
G473	Retail sale of automotive fuel in specialized stores	426	27,110,001	27,110,001	-	-
G474	Retail sale of information and communications equipment in specialized stores	517	19,065,513	19,065,513	-	-
G475	Retail sale of other household equipment in specialized stores	1,109	26,996,445	26,996,445	-	-
G476	Retail sale of cultural and recreation goods in specialized stores	274	2,625,459	2,625,459	-	-
G477	Retail sale of other goods in specialized stores	2,965	59,524,446	59,524,446	-	-
G479	Retail trade not in stores, stalls or markets	38	35,664	35,664	-	-
	VII - Central Visayas	11,642	496,774,837	495,637,700	572,256	564,880
G451	Sale of motor vehicles	206	38,060,072	38,060,072	-	-
G452	Maintenance and repair of motor vehicles	272	545,714	545,714	-	-
G453	Sale of motor vehicle parts and accessories	408	9,934,243	9,934,243	-	-
G454	Sale, maintenance and repair of motorcycles and related parts and accessories	486	16,298,584	16,298,584	-	-
G461	Wholesale on a fee or contract basis	38	4,273,139	4,135,377	106,258	31,504
G462	Wholesale of agricultural raw materials and live animals	118	4,580,153	4,561,364	18,788	-
G463	Wholesale of food, beverages and tobacco	233	40,246,398	40,245,954	444	-
G464	Wholesale of household goods	494	24,960,664	24,715,264	222,433	22,967
G465	Wholesale of machinery, equipment and supplies	216	12,123,944	12,123,944	-	-
G466	Other specialized wholesale	362	29,250,170	28,822,848	108,162	319,159
G469	Non-specialized wholesale trade	8	976,443	948,891	-	27,552.00
G471	Retail sale in non-specialized stores	1,032	78,841,611	78,841,611	-	-
G472	Retail sale of food, beverages and tobacco in specialized stores	1,386	17,717,248	17,717,248	-	-
G473	Retail sale of automotive fuel in specialized stores	419	27,998,015	27,998,015	-	-

Table 4.1 Number of Establishments and Sales of Goods by Mode of Sale for Wholesale and Retail Trade; Repair of Motor Vehicles and Motorcycles Establishments by Region and Industry Group: Philippines, 2018

(Values are in thousand PhP, except for number of establishments. Details may not add-up to total due to rounding and/or statistical disclosure control.)

2009 PSIC Code	Region / Industry Description	Number of Establishments	Sale of Goods			
			Total	Sales to Domestic Market	Direct Exports	Sales to Exporters
		(1)	(2)	(3)	(4)	(5)
G474	Retail sale of information and communications equipment in specialized stores	461	24,411,090	24,411,090	-	-
G475	Retail sale of other household equipment in specialized stores	1,676	61,730,747	61,500,812	66,238	163,698
G476	Retail sale of cultural and recreation goods in specialized stores	217	5,234,611	5,234,611	-	-
G477	Retail sale of other goods in specialized stores	3,571	99,091,513	99,041,580	49,933	-
G479	Retail trade not in stores, stalls or markets	41	500,477	500,477	-	-
	VIII - Eastern Visayas	6,429	192,185,982	191,295,344	889,798	840
G451	Sale of motor vehicles	70	8,982,369	8,982,369	-	-
G452	Maintenance and repair of motor vehicles	147	130,993	130,993	-	-
G453	Sale of motor vehicle parts and accessories	221	4,417,808	4,417,808	-	-
G454	Sale, maintenance and repair of motorcycles and related parts and accessories	352	3,223,131	3,223,131	-	-
G461	Wholesale on a fee or contract basis	9	924	924	-	-
G462	Wholesale of agricultural raw materials and live animals	123	3,519,873	2,651,036	868,838	-
G463	Wholesale of food, beverages and tobacco	182	15,467,251	15,467,251	-	-
G464	Wholesale of household goods	213	6,883,479	6,883,479	-	-
G465	Wholesale of machinery, equipment and supplies	82	2,748,915	2,748,915	-	-
G466	Other specialized wholesale	171	8,409,962	8,389,001	20,960	-
G471	Retail sale in non-specialized stores	448	17,114,645	17,114,645	-	-
G472	Retail sale of food, beverages and tobacco in specialized stores	827	3,330,192	3,330,192	-	-
G473	Retail sale of automotive fuel in specialized stores	402	65,899,679	65,899,679	-	-
G474	Retail sale of information and communications equipment in specialized stores	394	7,865,650	7,865,650	-	-
G475	Retail sale of other household equipment in specialized stores	896	16,734,769	16,733,929	-	840
G476	Retail sale of cultural and recreation goods in specialized stores	249	1,593,022	1,593,022	-	-
G477	Retail sale of other goods in specialized stores	1,643	25,863,321	25,863,321	-	-

Table 4.1 Number of Establishments and Sales of Goods by Mode of Sale for Wholesale and Retail Trade; Repair of Motor Vehicles and Motorcycles Establishments by Region and Industry Group: Philippines, 2018

(Values are in thousand PhP, except for number of establishments. Details may not add-up to total due to rounding and/or statistical disclosure control.)

Continued						
2009 PSIC Code	Region / Industry Description	Number of Establishments	Sale of Goods			
			Total	Sales to Domestic Market	Direct Exports	Sales to Exporters
		(1)	(2)	(3)	(4)	(5)
	IX - Zamboanga Peninsula	7,248	172,855,086	172,498,430	356,657	-
G451	Sale of motor vehicles	84	2,496,366	2,496,366	-	-
G452	Maintenance and repair of motor vehicles	76	183,665	183,665	-	-
G453	Sale of motor vehicle parts and accessories	138	661,284	661,284	-	-
G454	Sale, maintenance and repair of motorcycles and related parts and accessories	646	15,295,509	15,295,509	-	-
G461	Wholesale on a fee or contract basis	32	550,868	194,211	356,657	-
G462	Wholesale of agricultural raw materials and live animals	228	7,582,922	7,582,922	-	-
G463	Wholesale of food, beverages and tobacco	243	17,657,292	17,657,292	-	-
G464	Wholesale of household goods	158	8,680,055	8,680,055	-	-
G465	Wholesale of machinery, equipment and supplies	98	1,214,275	1,214,275	-	-
G466	Other specialized wholesale	195	4,712,926	4,712,926	-	-
G471	Retail sale in non-specialized stores	913	16,934,325	16,934,325	-	-
G472	Retail sale of food, beverages and tobacco in specialized stores	662	12,783,323	12,783,323	-	-
G473	Retail sale of automotive fuel in specialized stores	359	19,473,291	19,473,291	-	-
G474	Retail sale of information and communications equipment in specialized stores	267	5,134,442	5,134,442	-	-
G475	Retail sale of other household equipment in specialized stores	765	10,872,822	10,872,822	-	-
G476	Retail sale of cultural and recreation goods in specialized stores	113	449,254	449,254	-	-
G477	Retail sale of other goods in specialized stores	2,263	48,161,133	48,161,133	-	-
G479	Retail trade not in stores, stalls or markets	9	11,335	11,335	-	-
	X - Northern Mindanao	8,063	516,729,914	500,156,570	13,619,452	2,953,892
G451	Sale of motor vehicles	101	16,526,242	16,526,242	-	-
G452	Maintenance and repair of motor vehicles	176	687,867	687,867	-	-
G453	Sale of motor vehicle parts and accessories	274	10,106,236	10,106,236	-	-

Table 4.1 Number of Establishments and Sales of Goods by Mode of Sale for Wholesale and Retail Trade; Repair of Motor Vehicles and Motorcycles Establishments by Region and Industry Group: Philippines, 2018

(Values are in thousand PhP, except for number of establishments. Details may not add-up to total due to rounding and/or statistical disclosure control.)

2009 PSIC Code	Region / Industry Description	Number of Establishments	Sale of Goods			
			Total	Sales to Domestic Market	Direct Exports	Sales to Exporters
		(1)	(2)	(3)	(4)	(5)
G454	Sale, maintenance and repair of motorcycles and related parts and accessories	732	5,907,478	5,907,478	-	-
G461	Wholesale on a fee or contract basis	15	569,804	569,804	-	-
G462	Wholesale of agricultural raw materials and live animals	123	21,425,232	5,087,467	13,383,873	2,953,892
G463	Wholesale of food, beverages and tobacco	208	28,318,321	28,318,321	-	-
G464	Wholesale of household goods	253	15,789,908	15,788,190	1,718	-
G465	Wholesale of machinery, equipment and supplies	107	2,740,318	2,734,143	6,175	-
G466	Other specialized wholesale	162	67,688,945	67,615,544	73,401	-
G469	Non-specialized wholesale trade	30	5,239,786	5,239,786	-	-
G471	Retail sale in non-specialized stores	935	66,623,806	66,623,806	-	-
G472	Retail sale of food, beverages and tobacco in specialized stores	775	7,514,075	7,514,075	-	-
G473	Retail sale of automotive fuel in specialized stores	497	49,957,850	49,803,564	154,285	-
G474	Retail sale of information and communications equipment in specialized stores	569	59,930,515	59,930,515	-	-
G475	Retail sale of other household equipment in specialized stores	622	32,113,684	32,113,684	-	-
G476	Retail sale of cultural and recreation goods in specialized stores	147	3,708,508	3,708,508	-	-
G477	Retail sale of other goods in specialized stores	2,328	121,867,379	121,867,379	-	-
G479	Retail trade not in stores, stalls or markets	9	13,958	13,958	-	-
XI - Davao Region		8,425	467,330,652	461,027,940	5,341,598	961,113
G451	Sale of motor vehicles	118	22,648,441	22,648,441	-	-
G452	Maintenance and repair of motor vehicles	225	895,541	895,541	-	-
G453	Sale of motor vehicle parts and accessories	357	7,174,111	7,174,111	-	-
G454	Sale, maintenance and repair of motorcycles and related parts and accessories	579	40,470,730	40,470,730	-	-
G461	Wholesale on a fee or contract basis	74	4,604,266	1,871,523	2,720,709	12,034
G462	Wholesale of agricultural raw materials and live animals	157	6,339,800	5,983,523	340,573	15,704

Table 4.1 Number of Establishments and Sales of Goods by Mode of Sale for Wholesale and Retail Trade; Repair of Motor Vehicles and Motorcycles Establishments by Region and Industry Group: Philippines, 2018

(Values are in thousand PhP, except for number of establishments. Details may not add-up to total due to rounding and/or statistical disclosure control.)

2009 PSIC Code	Region / Industry Description	Number of Establishments	Sale of Goods			
			Total	Sales to Domestic Market	Direct Exports	Sales to Exporters
		(1)	(2)	(3)	(4)	(5)
G463	Wholesale of food, beverages and tobacco	238	25,516,849	22,865,647	1,811,831	839,371
G464	Wholesale of household goods	332	24,670,006	24,609,743	-	60,263
G465	Wholesale of machinery, equipment and supplies	82	34,305,898	34,305,898	-	-
G466	Other specialized wholesale	266	71,775,035	71,283,264	468,485	23,286
G469	Non-specialized wholesale trade	9	61,241	61,241	-	-
G471	Retail sale in non-specialized stores	628	93,828,058	93,817,604	-	10,455
G472	Retail sale of food, beverages and tobacco in specialized stores	561	3,022,052	3,022,052	-	-
G473	Retail sale of automotive fuel in specialized stores	464	39,503,033	39,503,033	-	-
G474	Retail sale of information and communications equipment in specialized stores	558	10,907,426	10,907,426	-	-
G475	Retail sale of other household equipment in specialized stores	584	41,045,320	41,045,320	-	-
G476	Retail sale of cultural and recreation goods in specialized stores	181	2,339,601	2,339,601	-	-
G477	Retail sale of other goods in specialized stores	2,994	37,973,604	37,973,604	-	-
G479	Retail trade not in stores, stalls or markets	21	249,640	249,640	-	-
XII - SOCCSKSARGEN		7,783	215,423,648	214,763,288	660,360	-
G451	Sale of motor vehicles	68	5,353,438	5,353,438	-	-
G452	Maintenance and repair of motor vehicles	221	107,661	107,661	-	-
G453	Sale of motor vehicle parts and accessories	305	6,365,431	6,365,431	-	-
G454	Sale, maintenance and repair of motorcycles and related parts and accessories	460	9,641,821	9,641,821	-	-
G461	Wholesale on a fee or contract basis	53	626,198	490,761	135,437	-
G462	Wholesale of agricultural raw materials and live animals	192	4,616,387	4,093,284	523,103	-
G463	Wholesale of food, beverages and tobacco	179	15,227,158	15,225,337	1,820	-
G464	Wholesale of household goods	251	10,761,952	10,761,952	-	-
G465	Wholesale of machinery, equipment and supplies	113	3,445,764	3,445,764	-	-
G466	Other specialized wholesale	130	5,177,750	5,177,750	-	-

Table 4.1 Number of Establishments and Sales of Goods by Mode of Sale for Wholesale and Retail Trade; Repair of Motor Vehicles and Motorcycles Establishments by Region and Industry Group: Philippines, 2018

(Values are in thousand PhP, except for number of establishments. Details may not add-up to total due to rounding and/or statistical disclosure control.)

2009 PSIC Code	Region / Industry Description	Number of Establishments	Sale of Goods			
			Total	Sales to Domestic Market	Direct Exports	Sales to Exporters
		(1)	(2)	(3)	(4)	(5)
G471	Retail sale in non-specialized stores	652	24,159,145	24,159,145	-	-
G472	Retail sale of food, beverages and tobacco in specialized stores	778	22,696,111	22,696,111	-	-
G473	Retail sale of automotive fuel in specialized stores	447	24,458,930	24,458,930	-	-
G474	Retail sale of information and communications equipment in specialized stores	834	6,019,210	6,019,210	-	-
G475	Retail sale of other household equipment in specialized stores	1,031	31,065,941	31,065,941	-	-
G476	Retail sale of cultural and recreation goods in specialized stores	248	3,121,906	3,121,906	-	-
G477	Retail sale of other goods in specialized stores	1,804	42,542,644	42,542,644	-	-
G479	Retail trade not in stores, stalls or markets	15	36,200	36,200	-	-
	XIII - Caraga	5,390	153,358,599	152,984,140	29,562	344,896
G451	Sale of motor vehicles	27	3,027,005	3,027,005	-	-
G452	Maintenance and repair of motor vehicles	80	241,989	241,989	-	-
G453	Sale of motor vehicle parts and accessories	138	1,400,852	1,400,852	-	-
G454	Sale, maintenance and repair of motorcycles and related parts and accessories	586	29,147,814	29,147,814	-	-
G461	Wholesale on a fee or contract basis	S	S	S	S	S
G462	Wholesale of agricultural raw materials and live animals	158	4,365,390	4,020,494	-	344,896
G463	Wholesale of food, beverages and tobacco	100	10,208,976	10,208,976	-	-
G464	Wholesale of household goods	133	3,236,113	3,236,113	-	-
G465	Wholesale of machinery, equipment and supplies	75	1,067,082	1,067,082	-	-
G466	Other specialized wholesale	107	4,414,912	4,414,912	-	-
G471	Retail sale in non-specialized stores	847	21,457,615	21,457,615	-	-
G472	Retail sale of food, beverages and tobacco in specialized stores	448	12,765,514	12,735,952	29,562	-
G473	Retail sale of automotive fuel in specialized stores	253	14,737,366	14,737,366	-	-
G474	Retail sale of information and communications equipment in specialized stores	304	5,988,873	5,988,873	-	-

Table 4.1 Number of Establishments and Sales of Goods by Mode of Sale for Wholesale and Retail Trade; Repair of Motor Vehicles and Motorcycles Establishments by Region and Industry Group: Philippines, 2018

(Values are in thousand PhP, except for number of establishments. Details may not add-up to total due to rounding and/or statistical disclosure control.)

2009 PSIC Code	Region / Industry Description	Number of Establishments	Sale of Goods			
			Total	Sales to Domestic Market	Direct Exports	Sales to Exporters
		(1)	(2)	(3)	(4)	(5)
G475	Retail sale of other household equipment in specialized stores	475	10,305,350	10,305,350	-	-
G476	Retail sale of cultural and recreation goods in specialized stores	140	456,891	456,891	-	-
G477	Retail sale of other goods in specialized stores	1,508	29,952,808	29,952,808	-	-
G479	Retail trade not in stores, stalls or markets	S	S	S	S	S
	Autonomous Region in Muslim Mindanao	1,984	8,838,780	8,833,458	5,322	-
G451	Sale of motor vehicles	11	2,198	2,198	-	-
G453	Sale of motor vehicle parts and accessories	106	25,716	25,716	-	-
G454	Sale, maintenance and repair of motorcycles and related parts and accessories	144	115,037	115,037	-	-
G462	Wholesale of agricultural raw materials and live animals	64	72,398	67,075	5,322	-
G463	Wholesale of food, beverages and tobacco	51	1,982,700	1,982,700	-	-
G464	Wholesale of household goods	22	13,193	13,193	-	-
G465	Wholesale of machinery, equipment and supplies	19	39,278	39,278	-	-
G466	Other specialized wholesale	39	216,556	216,556	-	-
G471	Retail sale in non-specialized stores	260	635,003	635,003	-	-
G472	Retail sale of food, beverages and tobacco in specialized stores	134	81,368	81,368	-	-
G473	Retail sale of automotive fuel in specialized stores	91	2,801,288	2,801,288	-	-
G474	Retail sale of information and communications equipment in specialized stores	71	50,979	50,979	-	-
G475	Retail sale of other household equipment in specialized stores	60	412,198	412,198	-	-
G476	Retail sale of cultural and recreation goods in specialized stores	30	5,646	5,646	-	-
G477	Retail sale of other goods in specialized stores	871	2,378,994	2,378,994	-	-
G479	Retail trade not in stores, stalls or markets	11	6,227	6,227	-	-

Note: “-” - Zero Value

S - Suppressed Data

Source: Philippine Statistics Authority, 2018 Census of Philippine Business and Industry

Table 4.2 Number of Establishments and Revenue from Non-Industrial Services Done for Others by Type for Wholesale and Retail Trade; Repair of Motor Vehicles and Motorcycles Establishments by Region and Industry Group: Philippines, 2018

(Values are in thousand PhP, except for number of establishments. Details may not add-up to total due to rounding and/or statistical disclosure control.)

2009 PSIC Code	Region / Industry Description	Number of Establishments	Revenue from Non-Industrial Services Done for Others			
			Total	Rent Income from Land	Rental Income from Buildings, Warehouses and other Structures	Rental income from Machinery and Transport Equipment
		(1)	(2)	(3)	(4)	(5)
	Philippines	137,674	48,856,675	1,092,133	17,566,775	5,774,809
G451	Sale of motor vehicles	1,595	2,730,230	5,414	328,596	1,158,138
G452	Maintenance and repair of motor vehicles	2,991	1,202,942	1,492	1,020,050	77,008
G453	Sale of motor vehicle parts and accessories	4,837	570,813	12,615	229,041	190,865
G454	Sale, maintenance and repair of motorcycles and related parts and accessories	8,501	404,980	230,023	154,350	-
G461	Wholesale on a fee or contract basis	518	149,821	-	55,620	523
G462	Wholesale of agricultural raw materials and live animals	2,430.00	528,341.00	14,684.00	87,567.00	75,516.00
G463	Wholesale of food, beverages and tobacco	3,508	2,040,875	22,055	361,302	56,813
G464	Wholesale of household goods	6,370	2,967,911	153,035	780,421	6,024
G465	Wholesale of machinery, equipment and supplies	2,810	6,428,010	1,589	260,172	3,366,962
G466	Other specialized wholesale	4,173	3,656,348	252,442	917,161	383,441
G469	Non-specialized wholesale trade	93	1,000	-	1,000	-
G471	Retail sale in non-specialized stores	13,478	10,507,773	64,450	6,628,082	147,602
G472	Retail sale of food, beverages and tobacco in specialized stores	11,793	1,181,491	7,862	168,799	1,516
G473	Retail sale of automotive fuel in specialized stores	7,074	1,315,947	269,014	763,636	25,265
G474	Retail sale of information and communications equipment in specialized stores	6,782	289,663	-	82,499	103,963
G475	Retail sale of other household equipment in specialized stores	17,389	4,825,964	8,046	1,215,021	78,075
G476	Retail sale of cultural and recreation goods in specialized stores	3,374	1,249,029	1,626	219,643	813
G477	Retail sale of other goods in specialized stores	39,585	8,793,470	47,590	4,287,873	102,286
G479	Retail trade not in stores, stalls or markets	373	12,068	195	5,942	-
	National Capital Region	21,366	25,807,524	650,184	7,072,430	1,710,567
G451	Sale of motor vehicles	279	1,235,002	-	105,277	6,078
G452	Maintenance and repair of motor vehicles	387	970,442	-	954,332	-

Continued

Table 4.2 Number of Establishments and Revenue from Non-Industrial Services Done for Others by Type for Wholesale and Retail Trade; Repair of Motor Vehicles and Motorcycles Establishments by Region and Industry Group: Philippines, 2018

(Values are in thousand PhP, except for number of establishments. Details may not add-up to total due to rounding and/or statistical disclosure control.)

2009 PSIC Code	Region / Industry Description	Number of Establishments	Revenue from Non-Industrial Services Done for Others			
			Total	Rent Income from Land	Rental Income from Buildings, Warehouses and other Structures	Rental income from Machinery and Transport Equipment
		(1)	(2)	(3)	(4)	(5)
G453	Sale of motor vehicle parts and accessories	688	234,688	-	146,432	-
G454	Sale, maintenance and repair of motorcycles and related parts and accessories	556	240,037	229,217	7,302	-
G461	Wholesale on a fee or contract basis	170	25,406	-	15,541	59
G462	Wholesale of agricultural raw materials and live animals	217	64,716	-	43,952	-
G463	Wholesale of food, beverages and tobacco	563	835,099	3,887	134,144	2,158
G464	Wholesale of household goods	2,144	2,135,105	4,286	320,495	3,676
G465	Wholesale of machinery, equipment and supplies	1,189	3,855,663	1,589	232,581	1,390,921
G466	Other specialized wholesale	1,043	1,986,874	218,166	566,417	187,750
G469	Non-specialized wholesale trade	28	302	-	302	-
G471	Retail sale in non-specialized stores	1,344	3,101,607	491	1,504,544	7,657
G472	Retail sale of food, beverages and tobacco in specialized stores	941	992,044	1,485	9,315	-
G473	Retail sale of automotive fuel in specialized stores	619	501,045	186,583	216,728	-
G474	Retail sale of information and communications equipment in specialized stores	770	186,275	-	24,112	103,963
G475	Retail sale of other household equipment in specialized stores	2,746	3,403,851	1,684	513,039	-
G476	Retail sale of cultural and recreation goods in specialized stores	539	405,401	1,626	114,030	813
G477	Retail sale of other goods in specialized stores	7,048	5,623,949	1,169	2,157,945	7,492
G479	Retail trade not in stores, stalls or markets	96	10,018	-	5,942	-
	Cordillera Administrative Region	4,683	407,963	13,470	124,852	5,449
G451	Sale of motor vehicles	37	-	-	-	-
G452	Maintenance and repair of motor vehicles	130	-	-	-	-
G453	Sale of motor vehicle parts and accessories	188	-	-	-	-
G454	Sale, maintenance and repair of motorcycles and related parts and accessories	293	-	-	-	-

Table 4.2 Number of Establishments and Revenue from Non-Industrial Services Done for Others by Type for Wholesale and Retail Trade; Repair of Motor Vehicles and Motorcycles Establishments by Region and Industry Group: Philippines, 2018

(Values are in thousand PhP, except for number of establishments. Details may not add-up to total due to rounding and/or statistical disclosure control.)

2009 PSIC Code	Region / Industry Description	Number of Establishments	Revenue from Non-Industrial Services Done for Others			
			Total	Rent Income from Land	Rental Income from Buildings, Warehouses and other Structures	Rental income from Machinery and Transport Equipment
		(1)	(2)	(3)	(4)	(5)
G461	Wholesale on a fee or contract basis	12	-	-	-	-
G462	Wholesale of agricultural raw materials and live animals	74	-	-	-	-
G463	Wholesale of food, beverages and tobacco	126	39,671	3,788	-	-
G464	Wholesale of household goods	144	-	-	-	-
G465	Wholesale of machinery, equipment and supplies	41	-	-	-	-
G466	Other specialized wholesale	97	25,694	-	25,694	-
G471	Retail sale in non-specialized stores	376	70,666	-	16,705	-
G472	Retail sale of food, beverages and tobacco in specialized stores	391	486	-	-	486
G473	Retail sale of automotive fuel in specialized stores	346	18,848	9,682	7,642	1,524
G474	Retail sale of information and communications equipment in specialized stores	312	26,393	-	26,393	-
G475	Retail sale of other household equipment in specialized stores	820	143,500	-	-	3,438
G476	Retail sale of cultural and recreation goods in specialized stores	110	-	-	-	-
G477	Retail sale of other goods in specialized stores	1,161	82,705	-	48,417	-
G479	Retail trade not in stores, stalls or markets	24	-	-	-	-
I - Ilocos Region		5,820	938,866	8,030	643,983	56,411
G451	Sale of motor vehicles	72	5,336	1,800	3,536	-
G452	Maintenance and repair of motor vehicles	159	-	-	-	-
G453	Sale of motor vehicle parts and accessories	354	602	-	602	-
G454	Sale, maintenance and repair of motorcycles and related parts and accessories	285	1,009	806	-	-
G462	Wholesale of agricultural raw materials and live animals	91	7,336	-	-	7,040
G463	Wholesale of food, beverages and tobacco	157	107,859	-	13,373	19,044
G464	Wholesale of household goods	273	1,573	-	1,573	-

Continued

Table 4.2 Number of Establishments and Revenue from Non-Industrial Services Done for Others by Type for Wholesale and Retail Trade; Repair of Motor Vehicles and Motorcycles Establishments by Region and Industry Group: Philippines, 2018

(Values are in thousand PhP, except for number of establishments. Details may not add-up to total due to rounding and/or statistical disclosure control.)

Continued

2009 PSIC Code	Region / Industry Description	Number of Establishments	Revenue from Non-Industrial Services Done for Others			
			Total	Rent Income from Land	Rental Income from Buildings, Warehouses and other Structures	Rental income from Machinery and Transport Equipment
		(1)	(2)	(3)	(4)	(5)
G465	Wholesale of machinery, equipment and supplies	108	202	-	202	-
G466	Other specialized wholesale	244	31,835	-	934	30,327
G469	Non-specialized wholesale trade	5	-	-	-	-
G471	Retail sale in non-specialized stores	793	396,548	1,025	329,875	-
G472	Retail sale of food, beverages and tobacco in specialized stores	525	90,462	4,398	86,031	-
G473	Retail sale of automotive fuel in specialized stores	294	75	-	-	-
G474	Retail sale of information and communications equipment in specialized stores	350	1,964	-	250	-
G475	Retail sale of other household equipment in specialized stores	815	256,784	-	171,811	-
G476	Retail sale of cultural and recreation goods in specialized stores	110	28,670	-	28,670	-
G477	Retail sale of other goods in specialized stores	1,173	8,612	-	7,126	-
G479	Retail trade not in stores, stalls or markets	10	-	-	-	-
II - Cagayan Valley		5,470	581,942	11,553	122,464	28,933
G451	Sale of motor vehicles	68	-	-	-	-
G452	Maintenance and repair of motor vehicles	152	6,162	-	-	-
G453	Sale of motor vehicle parts and accessories	261	45,799	-	18,030	27,769
G454	Sale, maintenance and repair of motorcycles and related parts and accessories	365	-	-	-	-
G462	Wholesale of agricultural raw materials and live animals	162	219,162	9,364	364	1,105
G463	Wholesale of food, beverages and tobacco	87	8,875	-	-	-
G464	Wholesale of household goods	305	1,870	-	1,870	-
G465	Wholesale of machinery, equipment and supplies	69	130	-	130	-
G466	Other specialized wholesale	183	18,590	-	18,590	-
G471	Retail sale in non-specialized stores	337	99,799	443	19,401	58
G472	Retail sale of food, beverages and tobacco in specialized stores	669	-	-	-	-

Table 4.2 Number of Establishments and Revenue from Non-Industrial Services Done for Others by Type for Wholesale and Retail Trade; Repair of Motor Vehicles and Motorcycles Establishments by Region and Industry Group: Philippines, 2018

(Values are in thousand PhP, except for number of establishments. Details may not add-up to total due to rounding and/or statistical disclosure control.)

Continued

2009 PSIC Code	Region / Industry Description	Number of Establishments	Revenue from Non-Industrial Services Done for Others			
			Total	Rent Income from Land	Rental Income from Buildings, Warehouses and other Structures	Rental income from Machinery and Transport Equipment
		(1)	(2)	(3)	(4)	(5)
G473	Retail sale of automotive fuel in specialized stores	358	2,396	-	420	-
G474	Retail sale of information and communications equipment in specialized stores	390	5,312	-	5,312	-
G475	Retail sale of other household equipment in specialized stores	705	92,107	1,746	500	-
G476	Retail sale of cultural and recreation goods in specialized stores	199	-	-	-	-
G477	Retail sale of other goods in specialized stores	1,151	81,742	-	57,848	-
G479	Retail trade not in stores, stalls or markets	9	-	-	-	-
III - Central Luzon		10,554	3,372,404	95,967	1,944,472	150,332
G451	Sale of motor vehicles	176	160,664	3,614	4,016	118,378
G452	Maintenance and repair of motor vehicles	233	20,999	-	20,919	80
G453	Sale of motor vehicle parts and accessories	331	43,624	-	1,290	-
G454	Sale, maintenance and repair of motorcycles and related parts and accessories	502	16,817	-	12,529	-
G461	Wholesale on a fee or contract basis	15	-	-	-	-
G462	Wholesale of agricultural raw materials and live animals	222	10,377	-	375	7,606
G463	Wholesale of food, beverages and tobacco	273	76,825	-	16,743	40
G464	Wholesale of household goods	466	258,073	-	257,285	-
G465	Wholesale of machinery, equipment and supplies	161	13,923	-	13,923	-
G466	Other specialized wholesale	362	74,227	10,507	29,467	24,228
G469	Non-specialized wholesale trade	5	-	-	-	-
G471	Retail sale in non-specialized stores	1,222	832,502	8,793	279,274	-
G472	Retail sale of food, beverages and tobacco in specialized stores	650	18,475	1,979	-	-
G473	Retail sale of automotive fuel in specialized stores	671	295,725	67,708	106,459	-
G474	Retail sale of information and communications equipment in specialized stores	183	-	-	-	-

Table 4.2 Number of Establishments and Revenue from Non-Industrial Services Done for Others by Type for Wholesale and Retail Trade; Repair of Motor Vehicles and Motorcycles Establishments by Region and Industry Group: Philippines, 2018

(Values are in thousand PhP, except for number of establishments. Details may not add-up to total due to rounding and/or statistical disclosure control.)

Continued

2009 PSIC Code	Region / Industry Description	Number of Establishments	Revenue from Non-Industrial Services Done for Others			
			Total	Rent Income from Land	Rental Income from Buildings, Warehouses and other Structures	Rental income from Machinery and Transport Equipment
		(1)	(2)	(3)	(4)	(5)
G475	Retail sale of other household equipment in specialized stores	1,435	396,112	880	169,449	-
G476	Retail sale of cultural and recreation goods in specialized stores	259	1,286	-	312	-
G477	Retail sale of other goods in specialized stores	3,376	1,152,773	2,484	1,032,431	-
G479	Retail trade not in stores, stalls or markets	12	-	-	-	-
	IVA - CALABARZON	12,537	3,833,554	39,945	1,205,169	1,394,130
G451	Sale of motor vehicles	105	174,225	-	40,297	133,928
G452	Maintenance and repair of motor vehicles	254	28,509	-	12,740	-
G453	Sale of motor vehicle parts and accessories	463	-	-	-	-
G454	Sale, maintenance and repair of motorcycles and related parts and accessories	665	13,000	-	403	-
G461	Wholesale on a fee or contract basis	48	-	-	-	-
G462	Wholesale of agricultural raw materials and live animals	120	4,705	-	2,797	-
G463	Wholesale of food, beverages and tobacco	292	191,952	574	73,206	5,460
G464	Wholesale of household goods	349	39,255	120	35,097	-
G465	Wholesale of machinery, equipment and supplies	154	1,233,983	-	6,264	1,176,724
G466	Other specialized wholesale	356	86,863	2,864	44,468	36,601
G469	Non-specialized wholesale trade	9	-	-	-	-
G471	Retail sale in non-specialized stores	1,855	1,329,802	1,845	682,198	1,378
G472	Retail sale of food, beverages and tobacco in specialized stores	1,477	1,473	-	-	-
G473	Retail sale of automotive fuel in specialized stores	788	1,354	-	1,306	14
G474	Retail sale of information and communications equipment in specialized stores	341	-	-	-	-
G475	Retail sale of other household equipment in specialized stores	2,207	96,835	706	64,866	-
G476	Retail sale of cultural and recreation goods in specialized stores	317	26,724	-	26,724	-

Table 4.2 Number of Establishments and Revenue from Non-Industrial Services Done for Others by Type for Wholesale and Retail Trade; Repair of Motor Vehicles and Motorcycles Establishments by Region and Industry Group: Philippines, 2018

(Values are in thousand PhP, except for number of establishments. Details may not add-up to total due to rounding and/or statistical disclosure control.)

2009 PSIC Code	Region / Industry Description	Number of Establishments	Revenue from Non-Industrial Services Done for Others			
			Total	Rent Income from Land	Rental Income from Buildings, Warehouses and other Structures	Rental income from Machinery and Transport Equipment
		(1)	(2)	(3)	(4)	(5)
G477	Retail sale of other goods in specialized stores	2,698	604,873	33,837	214,804	40,026
G479	Retail trade not in stores, stalls or markets	38	-	-	-	-
	MIMAROPA	4,931	458,391	6,467	335,875	52,338
G451	Sale of motor vehicles	16	5,250	-	-	-
G452	Maintenance and repair of motor vehicles	102	248	-	248	-
G453	Sale of motor vehicle parts and accessories	195	-	-	-	-
G454	Sale, maintenance and repair of motorcycles and related parts and accessories	609	1,611	-	1,611	-
G461	Wholesale on a fee or contract basis	S	S	S	S	S
G462	Wholesale of agricultural raw materials and live animals	121	29,794	-	2,973	25,138
G463	Wholesale of food, beverages and tobacco	123	10,846	-	-	2,015
G464	Wholesale of household goods	202	-	-	-	-
G465	Wholesale of machinery, equipment and supplies	77	-	-	-	-
G466	Other specialized wholesale	111	8,986	-	-	959
G471	Retail sale in non-specialized stores	422	45,776	-	10,809	-
G472	Retail sale of food, beverages and tobacco in specialized stores	296	1,030	-	-	1,030
G473	Retail sale of automotive fuel in specialized stores	307	3,697	-	-	2
G474	Retail sale of information and communications equipment in specialized stores	289	2,016	-	2,016	-
G475	Retail sale of other household equipment in specialized stores	631	18,753	-	2,430	16,323
G476	Retail sale of cultural and recreation goods in specialized stores	105	-	-	-	-
G477	Retail sale of other goods in specialized stores	1,313	330,383	6,467	315,786	6,870
G479	Retail trade not in stores, stalls or markets	S	S	S	S	S

Continued

Table 4.2 Number of Establishments and Revenue from Non-Industrial Services Done for Others by Type for Wholesale and Retail Trade; Repair of Motor Vehicles and Motorcycles Establishments by Region and Industry Group: Philippines, 2018

(Values are in thousand PhP, except for number of establishments. Details may not add-up to total due to rounding and/or statistical disclosure control.)

Continued

2009 PSIC Code	Region / Industry Description	Number of Establishments	Revenue from Non-Industrial Services Done for Others			
			Total	Rent Income from Land	Rental Income from Buildings, Warehouses and other Structures	Rental income from Machinery and Transport Equipment
		(1)	(2)	(3)	(4)	(5)
V - Bicol Region		5,944	802,700	2,548	152,074	41,250
G451	Sale of motor vehicles	38	34,412	-	1,845	-
G452	Maintenance and repair of motor vehicles	185	26,257	-	-	16,992
G453	Sale of motor vehicle parts and accessories	195	17,916	-	17,916	-
G454	Sale, maintenance and repair of motorcycles and related parts and accessories	331	-	-	-	-
G461	Wholesale on a fee or contract basis	27	16,741	-	16,741	-
G462	Wholesale of agricultural raw materials and live animals	111	26,801	-	-	199
G463	Wholesale of food, beverages and tobacco	227	516,316	50	62,693	3,400
G464	Wholesale of household goods	282	8,255	-	455	-
G465	Wholesale of machinery, equipment and supplies	139	20,555	-	-	20,555
G466	Other specialized wholesale	137	1,430	1,200	-	-
G471	Retail sale in non-specialized stores	481	64,466	-	38,989	-
G472	Retail sale of food, beverages and tobacco in specialized stores	602	2,002	-	2,002	-
G473	Retail sale of automotive fuel in specialized stores	333	25,307	1,298	2,065	-
G474	Retail sale of information and communications equipment in specialized stores	173	-	-	-	-
G475	Retail sale of other household equipment in specialized stores	810	31,410	-	6,414	103
G476	Retail sale of cultural and recreation goods in specialized stores	136	1,257	-	1,232	-
G477	Retail sale of other goods in specialized stores	1,719	7,719	-	1,721	-
G479	Retail trade not in stores, stalls or markets	17	1,855	-	-	-
VI - Western Visayas		9,405	1,457,379	47,268	761,801	35,459
G451	Sale of motor vehicles	121	167,032	-	157,604	-
G452	Maintenance and repair of motor vehicles	193	9,250	649	3,653	-

Table 4.2 Number of Establishments and Revenue from Non-Industrial Services Done for Others by Type for Wholesale and Retail Trade; Repair of Motor Vehicles and Motorcycles Establishments by Region and Industry Group: Philippines, 2018

(Values are in thousand PhP, except for number of establishments. Details may not add-up to total due to rounding and/or statistical disclosure control.)

Continued

2009 PSIC Code	Region / Industry Description	Number of Establishments	Revenue from Non-Industrial Services Done for Others			
			Total	Rent Income from Land	Rental Income from Buildings, Warehouses and other Structures	Rental income from Machinery and Transport Equipment
		(1)	(2)	(3)	(4)	(5)
G453	Sale of motor vehicle parts and accessories	216	31,022	12,160	18,862	-
G454	Sale, maintenance and repair of motorcycles and related parts and accessories	910	7,701	-	7,701	-
G461	Wholesale on a fee or contract basis	21	505	-	505	-
G462	Wholesale of agricultural raw materials and live animals	148	11,030	-	8,810	-
G463	Wholesale of food, beverages and tobacco	227	67,264	1,685	6,538	32
G464	Wholesale of household goods	350	44,301	8,370	7,573	375
G465	Wholesale of machinery, equipment and supplies	79	43,626	-	182	34,174
G466	Other specialized wholesale	207	14,383	3,214	9,748	-
G471	Retail sale in non-specialized stores	933	609,459	14,550	398,793	693
G472	Retail sale of food, beverages and tobacco in specialized stores	671	46,216	-	44,900	-
G473	Retail sale of automotive fuel in specialized stores	426	7,411	3,743	3,343	-
G474	Retail sale of information and communications equipment in specialized stores	517	8,392	-	8,392	-
G475	Retail sale of other household equipment in specialized stores	1,109	57,191	21	53,094	150
G476	Retail sale of cultural and recreation goods in specialized stores	274	38,746	-	251	-
G477	Retail sale of other goods in specialized stores	2,965	293,656	2,681	31,853	37
G479	Retail trade not in stores, stalls or markets	38	195	195	-	-
VII - Central Visayas		11,642	2,559,006	20,501	1,255,145	286,047
G451	Sale of motor vehicles	206	18,107	-	1,841	-
G452	Maintenance and repair of motor vehicles	272	10,279	843	-	9,437
G453	Sale of motor vehicle parts and accessories	408	1,782	60	1,722	-
G454	Sale, maintenance and repair of motorcycles and related parts and accessories	486	27,404	-	27,404	-
G461	Wholesale on a fee or contract basis	38	3,158	-	3,158	-

Table 4.2 Number of Establishments and Revenue from Non-Industrial Services Done for Others by Type for Wholesale and Retail Trade; Repair of Motor Vehicles and Motorcycles Establishments by Region and Industry Group: Philippines, 2018

(Values are in thousand PhP, except for number of establishments. Details may not add-up to total due to rounding and/or statistical disclosure control.)

Continued

2009 PSIC Code	Region / Industry Description	Number of Establishments	Revenue from Non-Industrial Services Done for Others			
			Total	Rent Income from Land	Rental Income from Buildings, Warehouses and other Structures	Rental income from Machinery and Transport Equipment
		(1)	(2)	(3)	(4)	(5)
G462	Wholesale of agricultural raw materials and live animals	118	4,829	-	-	1,880
G463	Wholesale of food, beverages and tobacco	233	84,527	7,147	39,657	-
G464	Wholesale of household goods	494	139,624	6,634	99,455	-
G465	Wholesale of machinery, equipment and supplies	216	748,439	-	2,508	241,498
G466	Other specialized wholesale	362	331,568	3,172	27,439	-
G469	Non-specialized wholesale trade	8	697	-	697	-
G471	Retail sale in non-specialized stores	1,032	1,048,893	856	977,578	31,209
G472	Retail sale of food, beverages and tobacco in specialized stores	1,386	1,738	-	1,738	-
G473	Retail sale of automotive fuel in specialized stores	419	10,901	-	1,376	-
G474	Retail sale of information and communications equipment in specialized stores	461	16,024	-	16,024	-
G475	Retail sale of other household equipment in specialized stores	1,676	44,543	1,756	34,513	1,720
G476	Retail sale of cultural and recreation goods in specialized stores	217	13,045	-	13,045	-
G477	Retail sale of other goods in specialized stores	3,571	53,445	35	6,990	303
G479	Retail trade not in stores, stalls or markets	41	-	-	-	-
	VIII - Eastern Visayas	6,429	437,841	1,726	320,056	66,229
G451	Sale of motor vehicles	70	8,029	-	1,362	-
G452	Maintenance and repair of motor vehicles	147	45,939	-	109	45,830
G453	Sale of motor vehicle parts and accessories	221	14,837	-	11,771	-
G454	Sale, maintenance and repair of motorcycles and related parts and accessories	352	-	-	-	-
G461	Wholesale on a fee or contract basis	9	-	-	-	-
G462	Wholesale of agricultural raw materials and live animals	123	454	115	5	-
G463	Wholesale of food, beverages and tobacco	182	19,813	-	3,240	8,674

Table 4.2 Number of Establishments and Revenue from Non-Industrial Services Done for Others by Type for Wholesale and Retail Trade; Repair of Motor Vehicles and Motorcycles Establishments by Region and Industry Group: Philippines, 2018

(Values are in thousand PhP, except for number of establishments. Details may not add-up to total due to rounding and/or statistical disclosure control.)

Continued

2009 PSIC Code	Region / Industry Description	Number of Establishments	Revenue from Non-Industrial Services Done for Others			
			Total	Rent Income from Land	Rental Income from Buildings, Warehouses and other Structures	Rental income from Machinery and Transport Equipment
		(1)	(2)	(3)	(4)	(5)
G464	Wholesale of household goods	213	2,716	-	2,684	-
G465	Wholesale of machinery, equipment and supplies	82	257	-	257	-
G466	Other specialized wholesale	171	19,199	-	36	9,213
G471	Retail sale in non-specialized stores	448	251,640	1,611	228,390	-
G472	Retail sale of food, beverages and tobacco in specialized stores	827	-	-	-	-
G473	Retail sale of automotive fuel in specialized stores	402	-	-	-	-
G474	Retail sale of information and communications equipment in specialized stores	394	-	-	-	-
G475	Retail sale of other household equipment in specialized stores	896	24,384	-	21,872	2,512
G476	Retail sale of cultural and recreation goods in specialized stores	249	24,333	-	24,333	-
G477	Retail sale of other goods in specialized stores	1,643	26,239	-	25,995	-
IX - Zamboanga Peninsula		7,248	537,477	2,101	489,703	5,408
G451	Sale of motor vehicles	84	-	-	-	-
G452	Maintenance and repair of motor vehicles	76	-	-	-	-
G453	Sale of motor vehicle parts and accessories	138	-	-	-	-
G454	Sale, maintenance and repair of motorcycles and related parts and accessories	646	18,390	-	18,390	-
G461	Wholesale on a fee or contract basis	32	-	-	-	-
G462	Wholesale of agricultural raw materials and live animals	228	19,447	-	4,128	5,408
G463	Wholesale of food, beverages and tobacco	243	7,122	-	170	-
G464	Wholesale of household goods	158	14,034	-	-	-
G465	Wholesale of machinery, equipment and supplies	98	-	-	-	-
G466	Other specialized wholesale	195	-	-	-	-
G471	Retail sale in non-specialized stores	913	435,938	2,101	428,549	-
G472	Retail sale of food, beverages and tobacco in specialized stores	662	7,390	-	6,203	-

Table 4.2 Number of Establishments and Revenue from Non-Industrial Services Done for Others by Type for Wholesale and Retail Trade; Repair of Motor Vehicles and Motorcycles Establishments by Region and Industry Group: Philippines, 2018

(Values are in thousand PhP, except for number of establishments. Details may not add-up to total due to rounding and/or statistical disclosure control.)

2009 PSIC Code	Region / Industry Description	Number of Establishments	Revenue from Non-Industrial Services Done for Others			
			Total	Rent Income from Land	Rental Income from Buildings, Warehouses and other Structures	Rental income from Machinery and Transport Equipment
		(1)	(2)	(3)	(4)	(5)
G473	Retail sale of automotive fuel in specialized stores	359	11,227	-	11,227	-
G474	Retail sale of information and communications equipment in specialized stores	267	-	-	-	-
G475	Retail sale of other household equipment in specialized stores	765	23,314	-	20,421	-
G476	Retail sale of cultural and recreation goods in specialized stores	113	-	-	-	-
G477	Retail sale of other goods in specialized stores	2,263	616	-	616	-
G479	Retail trade not in stores, stalls or markets	9	-	-	-	-
	X - Northern Mindanao	8,063	3,248,156	179,667	975,019	1,209,960
G451	Sale of motor vehicles	101	910,980	-	6,420	899,754
G452	Maintenance and repair of motor vehicles	176	7,022	-	-	-
G453	Sale of motor vehicle parts and accessories	274	178,361	-	11,679	162,047
G454	Sale, maintenance and repair of motorcycles and related parts and accessories	732	-	-	-	-
G461	Wholesale on a fee or contract basis	15	-	-	-	-
G462	Wholesale of agricultural raw materials and live animals	123	8,022	-	-	8,022
G463	Wholesale of food, beverages and tobacco	208	12,502	-	1,988	3,991
G464	Wholesale of household goods	253	234,917	133,626	4,354	-
G465	Wholesale of machinery, equipment and supplies	107	2,128	-	-	-
G466	Other specialized wholesale	162	700,503	13,318	130,433	7,154
G469	Non-specialized wholesale trade	30	-	-	-	-
G471	Retail sale in non-specialized stores	935	637,892	31,805	403,795	101,083
G472	Retail sale of food, beverages and tobacco in specialized stores	775	2,343	-	1,967	-
G473	Retail sale of automotive fuel in specialized stores	497	23,184	-	23,184	-
G474	Retail sale of information and communications equipment in specialized stores	569	5,361	-	-	-

Table 4.2 Number of Establishments and Revenue from Non-Industrial Services Done for Others by Type for Wholesale and Retail Trade; Repair of Motor Vehicles and Motorcycles Establishments by Region and Industry Group: Philippines, 2018

(Values are in thousand PhP, except for number of establishments. Details may not add-up to total due to rounding and/or statistical disclosure control.)

Continued						
2009 PSIC Code	Region / Industry Description	Number of Establishments	Revenue from Non-Industrial Services Done for Others			
			Total	Rent Income from Land	Rental Income from Buildings, Warehouses and other Structures	Rental income from Machinery and Transport Equipment
		(1)	(2)	(3)	(4)	(5)
G475	Retail sale of other household equipment in specialized stores	622	168,863	-	143,375	50
G476	Retail sale of cultural and recreation goods in specialized stores	147	70,507	-	1,723	-
G477	Retail sale of other goods in specialized stores	2,328	285,571	918	246,100	27,860
G479	Retail trade not in stores, stalls or markets	9	-	-	-	-
XI - Davao Region		8,425	2,524,307	5,320	1,170,497	618,705
G451	Sale of motor vehicles	118	6,435	-	6,399	-
G452	Maintenance and repair of motor vehicles	225	4,038	-	2,839	-
G453	Sale of motor vehicle parts and accessories	357	971	395	576	-
G454	Sale, maintenance and repair of motorcycles and related parts and accessories	579	10,803	-	10,803	-
G461	Wholesale on a fee or contract basis	74	85,917	-	1,720	463
G462	Wholesale of agricultural raw materials and live animals	157	43,119	-	-	-
G463	Wholesale of food, beverages and tobacco	238	30,046	4,925	5,346	6,779
G464	Wholesale of household goods	332	73,480	-	37,823	1,974
G465	Wholesale of machinery, equipment and supplies	82	492,605	-	-	492,605
G466	Other specialized wholesale	266	352,900	-	63,935	87,209
G469	Non-specialized wholesale trade	9	-	-	-	-
G471	Retail sale in non-specialized stores	628	1,171,479	-	941,643	2,628
G472	Retail sale of food, beverages and tobacco in specialized stores	561	-	-	-	-
G473	Retail sale of automotive fuel in specialized stores	464	1,021	-	66	-
G474	Retail sale of information and communications equipment in specialized stores	558	22,239	-	-	-
G475	Retail sale of other household equipment in specialized stores	584	12,221	-	2,619	9,553
G476	Retail sale of cultural and recreation goods in specialized stores	181	30,882	-	9,322	-

Table 4.2 Number of Establishments and Revenue from Non-Industrial Services Done for Others by Type for Wholesale and Retail Trade; Repair of Motor Vehicles and Motorcycles Establishments by Region and Industry Group: Philippines, 2018

(Values are in thousand PhP, except for number of establishments. Details may not add-up to total due to rounding and/or statistical disclosure control.)

Continued

2009 PSIC Code	Region / Industry Description	Number of Establishments	Revenue from Non-Industrial Services Done for Others			
			Total	Rent Income from Land	Rental Income from Buildings, Warehouses and other Structures	Rental income from Machinery and Transport Equipment
		(1)	(2)	(3)	(4)	(5)
G477	Retail sale of other goods in specialized stores	2,994	186,149	-	87,407	17,494
G479	Retail trade not in stores, stalls or markets	21	-	-	-	-
	XII - SOCCSKSARGEN	7,783	1,538,449	7,388	709,335	93,508
G451	Sale of motor vehicles	68	4,759	-	-	-
G452	Maintenance and repair of motor vehicles	221	48,588	-	-	4,669
G453	Sale of motor vehicle parts and accessories	305	1,209	-	161	1,048
G454	Sale, maintenance and repair of motorcycles and related parts and accessories	460	50	-	50	-
G461	Wholesale on a fee or contract basis	53	2,181	-	2,043	-
G462	Wholesale of agricultural raw materials and live animals	192	75,964	5,205	23,357	17,618
G463	Wholesale of food, beverages and tobacco	179	16,546	-	4,204	23
G464	Wholesale of household goods	251	11,758	-	11,758	-
G465	Wholesale of machinery, equipment and supplies	113	-	-	-	-
G466	Other specialized wholesale	130	100	-	-	-
G471	Retail sale in non-specialized stores	652	238,817	930	222,083	19
G472	Retail sale of food, beverages and tobacco in specialized stores	778	17,670	-	16,483	-
G473	Retail sale of automotive fuel in specialized stores	447	403,087	-	379,153	23,725
G474	Retail sale of information and communications equipment in specialized stores	834	15,686	-	-	-
G475	Retail sale of other household equipment in specialized stores	1,031	52,769	1,254	7,314	44,201
G476	Retail sale of cultural and recreation goods in specialized stores	248	604,330	-	-	-
G477	Retail sale of other goods in specialized stores	1,804	44,936	-	42,731	2,205
G479	Retail trade not in stores, stalls or markets	15	-	-	-	-

Table 4.2 Number of Establishments and Revenue from Non-Industrial Services Done for Others by Type for Wholesale and Retail Trade; Repair of Motor Vehicles and Motorcycles Establishments by Region and Industry Group: Philippines, 2018

(Values are in thousand PhP, except for number of establishments. Details may not add-up to total due to rounding and/or statistical disclosure control.)

Continued

2009 PSIC Code	Region / Industry Description	Number of Establishments	Revenue from Non-Industrial Services Done for Others			
			Total	Rent Income from Land	Rental Income from Buildings, Warehouses and other Structures	Rental income from Machinery and Transport Equipment
		(1)	(2)	(3)	(4)	(5)
	XIII - Caraga	5,390	337,412	-	273,204	18,583
G451	Sale of motor vehicles	27	-	-	-	-
G452	Maintenance and repair of motor vehicles	80	25,209	-	25,209	-
G453	Sale of motor vehicle parts and accessories	138	-	-	-	-
G454	Sale, maintenance and repair of motorcycles and related parts and accessories	586	68,159	-	68,159	-
G461	Wholesale on a fee or contract basis	S	S	S	S	S
G462	Wholesale of agricultural raw materials and live animals	158	1,059	-	780	-
G463	Wholesale of food, beverages and tobacco	100	14,502	-	-	5,196
G464	Wholesale of household goods	133	2,950	-	-	-
G465	Wholesale of machinery, equipment and supplies	75	16,498	-	4,125	10,485
G466	Other specialized wholesale	107	3,197	-	-	-
G471	Retail sale in non-specialized stores	847	172,489	-	145,454	2,878
G472	Retail sale of food, beverages and tobacco in specialized stores	448	159	-	159	-
G473	Retail sale of automotive fuel in specialized stores	253	-	-	-	-
G474	Retail sale of information and communications equipment in specialized stores	304	-	-	-	-
G475	Retail sale of other household equipment in specialized stores	475	3,327	-	3,303	24
G476	Retail sale of cultural and recreation goods in specialized stores	140	3,847	-	-	-
G477	Retail sale of other goods in specialized stores	1,508	10,102	-	10,102	-
G479	Retail trade not in stores, stalls or markets	S	S	S	S	S
	Autonomous Region in Muslim Mindanao	1,984	13,305	-	10,696	1,500
G451	Sale of motor vehicles	11	-	-	-	-
G453	Sale of motor vehicle parts and accessories	106	-	-	-	-

Table 4.2 Number of Establishments and Revenue from Non-Industrial Services Done for Others by Type for Wholesale and Retail Trade; Repair of Motor Vehicles and Motorcycles Establishments by Region and Industry Group: Philippines, 2018

(Values are in thousand PhP, except for number of establishments. Details may not add-up to total due to rounding and/or statistical disclosure control.)

Continued

2009 PSIC Code	Region / Industry Description	Number of Establishments	Revenue from Non-Industrial Services Done for Others			
			Total	Rent Income from Land	Rental Income from Buildings, Warehouses and other Structures	Rental income from Machinery and Transport Equipment
		(1)	(2)	(3)	(4)	(5)
G454	Sale, maintenance and repair of motorcycles and related parts and accessories	144	-	-	-	-
G462	Wholesale of agricultural raw materials and live animals	64	1,527	-	27	1,500
G463	Wholesale of food, beverages and tobacco	51	1,109	-	-	-
G464	Wholesale of household goods	22	-	-	-	-
G465	Wholesale of machinery, equipment and supplies	19	-	-	-	-
G466	Other specialized wholesale	39	-	-	-	-
G471	Retail sale in non-specialized stores	260	-	-	-	-
G472	Retail sale of food, beverages and tobacco in specialized stores	134	-	-	-	-
G473	Retail sale of automotive fuel in specialized stores	91	10,669	-	10,669	-
G474	Retail sale of information and communications equipment in specialized stores	71	-	-	-	-
G475	Retail sale of other household equipment in specialized stores	60	-	-	-	-
G476	Retail sale of cultural and recreation goods in specialized stores	30	-	-	-	-
G477	Retail sale of other goods in specialized stores	871	-	-	-	-
G479	Retail trade not in stores, stalls or markets	11	-	-	-	-

Table 4.2 Number of Establishments and Revenue from Non-Industrial Services Done for Others by Type for Wholesale and Retail Trade; Repair of Motor Vehicles and Motorcycles Establishments by Region and Industry Group: Philippines, 2018

(Values are in thousand PhP, except for number of establishments. Details may not add-up to total due to rounding and/or statistical disclosure control.)

Continued				
2009 PSIC Code	Region / Industry Description	Revenue from Non-Industrial Services Done for Others		
		Rental Income from Office Equipment	Other Rental Income	Other Non- Industrial Services Done for Others
		(6)	(7)	(8)
	Philippines	926,398	2,430,204	21,066,355
G451	Sale of motor vehicles	3,349	4,655	1,230,078
G452	Maintenance and repair of motor vehicles	1,455	10,093	92,845
G453	Sale of motor vehicle parts and accessories	-	11,292	126,999
G454	Sale, maintenance and repair of motorcycles and related parts and accessories	-	17,088	3,519
G461	Wholesale on a fee or contract basis	-	269	93,409
G462	Wholesale of agricultural raw materials and live animals	454.00	2,062.00	348,058.00
G463	Wholesale of food, beverages and tobacco	-	109,535	1,491,170
G464	Wholesale of household goods	2,531	25,706	2,000,193
G465	Wholesale of machinery, equipment and supplies	534,539	275,540	1,989,208
G466	Other specialized wholesale	430	302,346	1,800,527
G469	Non-specialized wholesale trade	-	-	-
G471	Retail sale in non-specialized stores	372,544	313,036	2,982,059
G472	Retail sale of food, beverages and tobacco in specialized stores	-	966,830	36,483
G473	Retail sale of automotive fuel in specialized stores	3,770	15,194	239,068
G474	Retail sale of information and communications equipment in specialized stores	79	-	103,122
G475	Retail sale of other household equipment in specialized stores	102	182,735	3,341,985
G476	Retail sale of cultural and recreation goods in specialized stores	408	79,140	947,398
G477	Retail sale of other goods in specialized stores	6,736	114,681	4,234,304
G479	Retail trade not in stores, stalls or markets	-	-	5,931
	National Capital Region	365,509	1,403,839	14,604,995
G451	Sale of motor vehicles	3,314	1,583	1,118,750
G452	Maintenance and repair of motor vehicles	-	-	16,109
G453	Sale of motor vehicle parts and accessories	-	5,576	82,680

Table 4.2 Number of Establishments and Revenue from Non-Industrial Services Done for Others by Type for Wholesale and Retail Trade; Repair of Motor Vehicles and Motorcycles Establishments by Region and Industry Group: Philippines, 2018

(Values are in thousand PhP, except for number of establishments. Details may not add-up to total due to rounding and/or statistical disclosure control.)

2009 PSIC Code	Region / Industry Description	Revenue from Non-Industrial Services Done for Others		
		Rental Income from Office Equipment	Other Rental Income	Other Non- Industrial Services Done for Others
		(6)	(7)	(8)
G454	Sale, maintenance and repair of motorcycles and related parts and accessories	-	-	3,519
G461	Wholesale on a fee or contract basis	-	269	9,537
G462	Wholesale of agricultural raw materials and live animals	-	-	20,765
G463	Wholesale of food, beverages and tobacco	-	65	694,844
G464	Wholesale of household goods	1,927	20	1,804,701
G465	Wholesale of machinery, equipment and supplies	206,204	271,525	1,752,844
G466	Other specialized wholesale	-	-	1,014,541
G469	Non-specialized wholesale trade	-	-	-
G471	Retail sale in non-specialized stores	154,064	100,712	1,334,137
G472	Retail sale of food, beverages and tobacco in specialized stores	-	963,652	17,593
G473	Retail sale of automotive fuel in specialized stores	-	3,692	94,041
G474	Retail sale of information and communications equipment in specialized stores	-	-	58,200
G475	Retail sale of other household equipment in specialized stores	-	44,515	2,844,613
G476	Retail sale of cultural and recreation goods in specialized stores	-	10,356	278,575
G477	Retail sale of other goods in specialized stores	-	1,873	3,455,470
G479	Retail trade not in stores, stalls or markets	-	-	4,076
	Cordillera Administrative Region	-	10,039	254,154
G451	Sale of motor vehicles	-	-	-
G452	Maintenance and repair of motor vehicles	-	-	-
G453	Sale of motor vehicle parts and accessories	-	-	-
G454	Sale, maintenance and repair of motorcycles and related parts and accessories	-	-	-
G461	Wholesale on a fee or contract basis	-	-	-
G462	Wholesale of agricultural raw materials and live animals	-	-	-
G463	Wholesale of food, beverages and tobacco	-	-	35,883

Table 4.2 Number of Establishments and Revenue from Non-Industrial Services Done for Others by Type for Wholesale and Retail Trade; Repair of Motor Vehicles and Motorcycles Establishments by Region and Industry Group: Philippines, 2018

(Values are in thousand PhP, except for number of establishments. Details may not add-up to total due to rounding and/or statistical disclosure control.)

2009 PSIC Code	Region / Industry Description	Revenue from Non-Industrial Services Done for Others		
		Rental Income from Office Equipment	Other Rental Income	Other Non- Industrial Services Done for Others
		(6)	(7)	(8)
G464	Wholesale of household goods	-	-	-
G465	Wholesale of machinery, equipment and supplies	-	-	-
G466	Other specialized wholesale	-	-	-
G471	Retail sale in non-specialized stores	-	10,039	43,922
G472	Retail sale of food, beverages and tobacco in specialized stores	-	-	-
G473	Retail sale of automotive fuel in specialized stores	-	-	-
G474	Retail sale of information and communications equipment in specialized stores	-	-	-
G475	Retail sale of other household equipment in specialized stores	-	-	140,062
G476	Retail sale of cultural and recreation goods in specialized stores	-	-	-
G477	Retail sale of other goods in specialized stores	-	-	34,288
G479	Retail trade not in stores, stalls or markets	-	-	-
I - Ilocos Region		15,472	2,662	212,309
G451	Sale of motor vehicles	-	-	-
G452	Maintenance and repair of motor vehicles	-	-	-
G453	Sale of motor vehicle parts and accessories	-	-	-
G454	Sale, maintenance and repair of motorcycles and related parts and accessories	-	203	-
G462	Wholesale of agricultural raw materials and live animals	-	-	296
G463	Wholesale of food, beverages and tobacco	-	-	75,443
G464	Wholesale of household goods	-	-	-
G465	Wholesale of machinery, equipment and supplies	-	-	-
G466	Other specialized wholesale	-	573	-
G469	Non-specialized wholesale trade	-	-	-
G471	Retail sale in non-specialized stores	15,397	504	49,745
G472	Retail sale of food, beverages and tobacco in specialized stores	-	33	-
G473	Retail sale of automotive fuel in specialized stores	75	-	-

Continued

Table 4.2 Number of Establishments and Revenue from Non-Industrial Services Done for Others by Type for Wholesale and Retail Trade; Repair of Motor Vehicles and Motorcycles Establishments by Region and Industry Group: Philippines, 2018

(Values are in thousand PhP, except for number of establishments. Details may not add-up to total due to rounding and/or statistical disclosure control.)

2009 PSIC Code	Region / Industry Description	Revenue from Non-Industrial Services Done for Others		
		Rental Income from Office Equipment	Other Rental Income	Other Non- Industrial Services Done for Others
		(6)	(7)	(8)
G474	Retail sale of information and communications equipment in specialized stores	-	-	1,714
G475	Retail sale of other household equipment in specialized stores	-	1,348	83,625
G476	Retail sale of cultural and recreation goods in specialized stores	-	-	-
G477	Retail sale of other goods in specialized stores	-	-	1,485
G479	Retail trade not in stores, stalls or markets	-	-	-
II - Cagayan Valley		3,106	8,218	407,668
G451	Sale of motor vehicles	-	-	-
G452	Maintenance and repair of motor vehicles	-	-	6,162
G453	Sale of motor vehicle parts and accessories	-	-	-
G454	Sale, maintenance and repair of motorcycles and related parts and accessories	-	-	-
G462	Wholesale of agricultural raw materials and live animals	-	-	208,328
G463	Wholesale of food, beverages and tobacco	-	-	8,875
G464	Wholesale of household goods	-	-	-
G465	Wholesale of machinery, equipment and supplies	-	-	-
G466	Other specialized wholesale	-	-	-
G471	Retail sale in non-specialized stores	1,906	3,878	74,113
G472	Retail sale of food, beverages and tobacco in specialized stores	-	-	-
G473	Retail sale of automotive fuel in specialized stores	-	1,976	-
G474	Retail sale of information and communications equipment in specialized stores	-	-	-
G475	Retail sale of other household equipment in specialized stores	-	2,364	87,496
G476	Retail sale of cultural and recreation goods in specialized stores	-	-	-
G477	Retail sale of other goods in specialized stores	1,200	-	22,694
G479	Retail trade not in stores, stalls or markets	-	-	-

Table 4.2 Number of Establishments and Revenue from Non-Industrial Services Done for Others by Type for Wholesale and Retail Trade; Repair of Motor Vehicles and Motorcycles Establishments by Region and Industry Group: Philippines, 2018

(Values are in thousand PhP, except for number of establishments. Details may not add-up to total due to rounding and/or statistical disclosure control.)

Continued				
2009 PSIC Code	Region / Industry Description	Revenue from Non-Industrial Services Done for Others		
		Rental Income from Office Equipment	Other Rental Income	Other Non- Industrial Services Done for Others
		(6)	(7)	(8)
III - Central Luzon		43,889	243,357	894,387
G451	Sale of motor vehicles	-	3,072	31,585
G452	Maintenance and repair of motor vehicles	-	-	-
G453	Sale of motor vehicle parts and accessories	-	5,716	36,618
G454	Sale, maintenance and repair of motorcycles and related parts and accessories	-	4,288	-
G461	Wholesale on a fee or contract basis	-	-	-
G462	Wholesale of agricultural raw materials and live animals	-	-	2,396
G463	Wholesale of food, beverages and tobacco	-	-	60,042
G464	Wholesale of household goods	-	788	-
G465	Wholesale of machinery, equipment and supplies	-	-	-
G466	Other specialized wholesale	-	-	10,025
G469	Non-specialized wholesale trade	-	-	-
G471	Retail sale in non-specialized stores	43,357	62,379	438,698
G472	Retail sale of food, beverages and tobacco in specialized stores	-	-	16,496
G473	Retail sale of automotive fuel in specialized stores	-	-	121,558
G474	Retail sale of information and communications equipment in specialized stores	-	-	-
G475	Retail sale of other household equipment in specialized stores	-	102,536	123,246
G476	Retail sale of cultural and recreation goods in specialized stores	408	-	567
G477	Retail sale of other goods in specialized stores	124	64,578	53,155
G479	Retail trade not in stores, stalls or markets	-	-	-
IVA - CALABARZON		99,557	162,061	932,691
G451	Sale of motor vehicles	-	-	-
G452	Maintenance and repair of motor vehicles	685	-	15,084
G453	Sale of motor vehicle parts and accessories	-	-	-

Table 4.2 Number of Establishments and Revenue from Non-Industrial Services Done for Others by Type for Wholesale and Retail Trade; Repair of Motor Vehicles and Motorcycles Establishments by Region and Industry Group: Philippines, 2018

(Values are in thousand PhP, except for number of establishments. Details may not add-up to total due to rounding and/or statistical disclosure control.)

2009 PSIC Code	Region / Industry Description	Revenue from Non-Industrial Services Done for Others		
		Rental Income from Office Equipment	Other Rental Income	Other Non- Industrial Services Done for Others
		(6)	(7)	(8)
G454	Sale, maintenance and repair of motorcycles and related parts and accessories	-	12,597	-
G461	Wholesale on a fee or contract basis	-	-	-
G462	Wholesale of agricultural raw materials and live animals	-	-	1,908
G463	Wholesale of food, beverages and tobacco	-	73,612	39,100
G464	Wholesale of household goods	-	-	4,038
G465	Wholesale of machinery, equipment and supplies	-	-	50,996
G466	Other specialized wholesale	-	815	2,114
G469	Non-specialized wholesale trade	-	-	-
G471	Retail sale in non-specialized stores	93,695	64,237	486,451
G472	Retail sale of food, beverages and tobacco in specialized stores	-	-	1,473
G473	Retail sale of automotive fuel in specialized stores	-	-	35
G474	Retail sale of information and communications equipment in specialized stores	-	-	-
G475	Retail sale of other household equipment in specialized stores	-	10,668	20,595
G476	Retail sale of cultural and recreation goods in specialized stores	-	-	-
G477	Retail sale of other goods in specialized stores	5,177	132	310,897
G479	Retail trade not in stores, stalls or markets	-	-	-
	MIMAROPA	8,336	4,099	51,277
G451	Sale of motor vehicles	-	-	5,250
G452	Maintenance and repair of motor vehicles	-	-	-
G453	Sale of motor vehicle parts and accessories	-	-	-
G454	Sale, maintenance and repair of motorcycles and related parts and accessories	-	-	-
G461	Wholesale on a fee or contract basis	S	S	S
G462	Wholesale of agricultural raw materials and live animals	278	-	1,405
G463	Wholesale of food, beverages and tobacco	-	-	8,831

Table 4.2 Number of Establishments and Revenue from Non-Industrial Services Done for Others by Type for Wholesale and Retail Trade; Repair of Motor Vehicles and Motorcycles Establishments by Region and Industry Group: Philippines, 2018

(Values are in thousand PhP, except for number of establishments. Details may not add-up to total due to rounding and/or statistical disclosure control.)

2009 PSIC Code	Region / Industry Description	Revenue from Non-Industrial Services Done for Others		
		Rental Income from Office Equipment	Other Rental Income	Other Non- Industrial Services Done for Others
		(6)	(7)	(8)
G464	Wholesale of household goods	-	-	-
G465	Wholesale of machinery, equipment and supplies	-	-	-
G466	Other specialized wholesale	100	-	7,926
G471	Retail sale in non-specialized stores	4,264	2,838	27,865
G472	Retail sale of food, beverages and tobacco in specialized stores	-	-	-
G473	Retail sale of automotive fuel in specialized stores	3,695	-	-
G474	Retail sale of information and communications equipment in specialized stores	-	-	-
G475	Retail sale of other household equipment in specialized stores	-	-	-
G476	Retail sale of cultural and recreation goods in specialized stores	-	-	-
G477	Retail sale of other goods in specialized stores	-	1,261	-
G479	Retail trade not in stores, stalls or markets	S	S	S
	V - Bicol Region	517	19,276	587,035
G451	Sale of motor vehicles	-	-	32,567
G452	Maintenance and repair of motor vehicles	-	-	9,265
G453	Sale of motor vehicle parts and accessories	-	-	-
G454	Sale, maintenance and repair of motorcycles and related parts and accessories	-	-	-
G461	Wholesale on a fee or contract basis	-	-	-
G462	Wholesale of agricultural raw materials and live animals	-	-	26,602
G463	Wholesale of food, beverages and tobacco	-	-	450,173
G464	Wholesale of household goods	-	-	7,800
G465	Wholesale of machinery, equipment and supplies	-	-	-
G466	Other specialized wholesale	230	-	-
G471	Retail sale in non-specialized stores	-	2,280	23,197
G472	Retail sale of food, beverages and tobacco in specialized stores	-	-	-
G473	Retail sale of automotive fuel in specialized stores	-	-	21,944

Table 4.2 Number of Establishments and Revenue from Non-Industrial Services Done for Others by Type for Wholesale and Retail Trade; Repair of Motor Vehicles and Motorcycles Establishments by Region and Industry Group: Philippines, 2018

(Values are in thousand PhP, except for number of establishments. Details may not add-up to total due to rounding and/or statistical disclosure control.)

2009 PSIC Code	Region / Industry Description	Revenue from Non-Industrial Services Done for Others		
		Rental Income from Office Equipment	Other Rental Income	Other Non- Industrial Services Done for Others
		(6)	(7)	(8)
G474	Retail sale of information and communications equipment in specialized stores	-	-	-
G475	Retail sale of other household equipment in specialized stores	52	16,996	7,845
G476	Retail sale of cultural and recreation goods in specialized stores	-	-	24
G477	Retail sale of other goods in specialized stores	236	-	5,762
G479	Retail trade not in stores, stalls or markets	-	-	1,855
	VI - Western Visayas	-	42,030	570,820
G451	Sale of motor vehicles	-	-	9,428
G452	Maintenance and repair of motor vehicles	-	-	4,948
G453	Sale of motor vehicle parts and accessories	-	-	-
G454	Sale, maintenance and repair of motorcycles and related parts and accessories	-	-	-
G461	Wholesale on a fee or contract basis	-	-	-
G462	Wholesale of agricultural raw materials and live animals	-	-	2,220
G463	Wholesale of food, beverages and tobacco	-	9,084	49,925
G464	Wholesale of household goods	-	-	27,984
G465	Wholesale of machinery, equipment and supplies	-	-	9,270
G466	Other specialized wholesale	-	-	1,420
G471	Retail sale in non-specialized stores	-	26,276	169,147
G472	Retail sale of food, beverages and tobacco in specialized stores	-	396	920
G473	Retail sale of automotive fuel in specialized stores	-	-	325
G474	Retail sale of information and communications equipment in specialized stores	-	-	-
G475	Retail sale of other household equipment in specialized stores	-	-	3,926
G476	Retail sale of cultural and recreation goods in specialized stores	-	-	38,495

Table 4.2 Number of Establishments and Revenue from Non-Industrial Services Done for Others by Type for Wholesale and Retail Trade; Repair of Motor Vehicles and Motorcycles Establishments by Region and Industry Group: Philippines, 2018

(Values are in thousand PhP, except for number of establishments. Details may not add-up to total due to rounding and/or statistical disclosure control.)

Continued

2009 PSIC Code	Region / Industry Description	Revenue from Non-Industrial Services Done for Others		
		Rental Income from Office Equipment	Other Rental Income	Other Non- Industrial Services Done for Others
		(6)	(7)	(8)
G477	Retail sale of other goods in specialized stores	-	6,274	252,811
G479	Retail trade not in stores, stalls or markets	-	-	-
VII - Central Visayas		328,335	384,648	284,329
G451	Sale of motor vehicles	-	-	16,266
G452	Maintenance and repair of motor vehicles	-	-	-
G453	Sale of motor vehicle parts and accessories	-	-	-
G454	Sale, maintenance and repair of motorcycles and related parts and accessories	-	-	-
G461	Wholesale on a fee or contract basis	-	-	-
G462	Wholesale of agricultural raw materials and live animals	-	1,903	1,046
G463	Wholesale of food, beverages and tobacco	-	26,576	11,147
G464	Wholesale of household goods	-	74	33,462
G465	Wholesale of machinery, equipment and supplies	328,335	-	176,098
G466	Other specialized wholesale	-	300,957	-
G469	Non-specialized wholesale trade	-	-	-
G471	Retail sale in non-specialized stores	-	3,383	35,868
G472	Retail sale of food, beverages and tobacco in specialized stores	-	-	-
G473	Retail sale of automotive fuel in specialized stores	-	9,526	-
G474	Retail sale of information and communications equipment in specialized stores	-	-	-
G475	Retail sale of other household equipment in specialized stores	-	2,548	4,006
G476	Retail sale of cultural and recreation goods in specialized stores	-	-	-
G477	Retail sale of other goods in specialized stores	-	39,682	6,436
G479	Retail trade not in stores, stalls or markets	-	-	-

Table 4.2 Number of Establishments and Revenue from Non-Industrial Services Done for Others by Type for Wholesale and Retail Trade; Repair of Motor Vehicles and Motorcycles Establishments by Region and Industry Group: Philippines, 2018

(Values are in thousand PhP, except for number of establishments. Details may not add-up to total due to rounding and/or statistical disclosure control.)

Continued

2009 PSIC Code	Region / Industry Description	Revenue from Non-Industrial Services Done for Others		
		Rental Income from Office Equipment	Other Rental Income	Other Non- Industrial Services Done for Others
		(6)	(7)	(8)
	VIII - Eastern Visayas	-	522	49,308
G451	Sale of motor vehicles	-	-	6,667
G452	Maintenance and repair of motor vehicles	-	-	-
G453	Sale of motor vehicle parts and accessories	-	-	3,067
G454	Sale, maintenance and repair of motorcycles and related parts and accessories	-	-	-
G461	Wholesale on a fee or contract basis	-	-	-
G462	Wholesale of agricultural raw materials and live animals	-	-	334
G463	Wholesale of food, beverages and tobacco	-	-	7,899
G464	Wholesale of household goods	-	31	-
G465	Wholesale of machinery, equipment and supplies	-	-	-
G466	Other specialized wholesale	-	-	9,950
G471	Retail sale in non-specialized stores	-	247	21,392
G472	Retail sale of food, beverages and tobacco in specialized stores	-	-	-
G473	Retail sale of automotive fuel in specialized stores	-	-	-
G474	Retail sale of information and communications equipment in specialized stores	-	-	-
G475	Retail sale of other household equipment in specialized stores	-	-	-
G476	Retail sale of cultural and recreation goods in specialized stores	-	-	-
G477	Retail sale of other goods in specialized stores	-	244	-
	IX - Zamboanga Peninsula	177	19,728	20,359
G451	Sale of motor vehicles	-	-	-
G452	Maintenance and repair of motor vehicles	-	-	-
G453	Sale of motor vehicle parts and accessories	-	-	-
G454	Sale, maintenance and repair of motorcycles and related parts and accessories	-	-	-
G461	Wholesale on a fee or contract basis	-	-	-

Table 4.2 Number of Establishments and Revenue from Non-Industrial Services Done for Others by Type for Wholesale and Retail Trade; Repair of Motor Vehicles and Motorcycles Establishments by Region and Industry Group: Philippines, 2018

(Values are in thousand PhP, except for number of establishments. Details may not add-up to total due to rounding and/or statistical disclosure control.)

2009 PSIC Code	Region / Industry Description	Revenue from Non-Industrial Services Done for Others		
		Rental Income from Office Equipment	Other Rental Income	Other Non- Industrial Services Done for Others
		(6)	(7)	(8)
G462	Wholesale of agricultural raw materials and live animals	177	-	9,734
G463	Wholesale of food, beverages and tobacco	-	30	6,922
G464	Wholesale of household goods	-	14,034	-
G465	Wholesale of machinery, equipment and supplies	-	-	-
G466	Other specialized wholesale	-	-	-
G471	Retail sale in non-specialized stores	-	3,469	1,819
G472	Retail sale of food, beverages and tobacco in specialized stores	-	1,187	-
G473	Retail sale of automotive fuel in specialized stores	-	-	-
G474	Retail sale of information and communications equipment in specialized stores	-	-	-
G475	Retail sale of other household equipment in specialized stores	-	1,009	1,883
G476	Retail sale of cultural and recreation goods in specialized stores	-	-	-
G477	Retail sale of other goods in specialized stores	-	-	-
G479	Retail trade not in stores, stalls or markets	-	-	-
	X - Northern Mindanao	-	80,252	803,258
G451	Sale of motor vehicles	-	-	4,806
G452	Maintenance and repair of motor vehicles	-	7,022	-
G453	Sale of motor vehicle parts and accessories	-	-	4,634
G454	Sale, maintenance and repair of motorcycles and related parts and accessories	-	-	-
G461	Wholesale on a fee or contract basis	-	-	-
G462	Wholesale of agricultural raw materials and live animals	-	-	-
G463	Wholesale of food, beverages and tobacco	-	-	6,523
G464	Wholesale of household goods	-	182	96,756
G465	Wholesale of machinery, equipment and supplies	-	2,128	-
G466	Other specialized wholesale	-	-	549,598

Continued

Table 4.2 Number of Establishments and Revenue from Non-Industrial Services Done for Others by Type for Wholesale and Retail Trade; Repair of Motor Vehicles and Motorcycles Establishments by Region and Industry Group: Philippines, 2018

(Values are in thousand PhP, except for number of establishments. Details may not add-up to total due to rounding and/or statistical disclosure control.)

2009 PSIC Code	Region / Industry Description	Revenue from Non-Industrial Services Done for Others		
		Rental Income from Office Equipment	Other Rental Income	Other Non- Industrial Services Done for Others
		(6)	(7)	(8)
G469	Non-specialized wholesale trade	-	-	-
G471	Retail sale in non-specialized stores	-	1,011	100,198
G472	Retail sale of food, beverages and tobacco in specialized stores	-	376	-
G473	Retail sale of automotive fuel in specialized stores	-	-	-
G474	Retail sale of information and communications equipment in specialized stores	-	-	5,361
G475	Retail sale of other household equipment in specialized stores	-	751	24,687
G476	Retail sale of cultural and recreation goods in specialized stores	-	68,784	-
G477	Retail sale of other goods in specialized stores	-	-	10,694
G479	Retail trade not in stores, stalls or markets	-	-	-
	XI - Davao Region	60,630	43,462	625,692
G451	Sale of motor vehicles	36	-	-
G452	Maintenance and repair of motor vehicles	-	1,199	-
G453	Sale of motor vehicle parts and accessories	-	-	-
G454	Sale, maintenance and repair of motorcycles and related parts and accessories	-	-	-
G461	Wholesale on a fee or contract basis	-	-	83,734
G462	Wholesale of agricultural raw materials and live animals	-	-	43,119
G463	Wholesale of food, beverages and tobacco	-	48	12,948
G464	Wholesale of household goods	604	10,578	22,502
G465	Wholesale of machinery, equipment and supplies	-	-	-
G466	Other specialized wholesale	-	-	201,755
G469	Non-specialized wholesale trade	-	-	-
G471	Retail sale in non-specialized stores	59,861	31,000	136,348
G472	Retail sale of food, beverages and tobacco in specialized stores	-	-	-
G473	Retail sale of automotive fuel in specialized stores	-	-	955

Table 4.2 Number of Establishments and Revenue from Non-Industrial Services Done for Others by Type for Wholesale and Retail Trade; Repair of Motor Vehicles and Motorcycles Establishments by Region and Industry Group: Philippines, 2018

(Values are in thousand PhP, except for number of establishments. Details may not add-up to total due to rounding and/or statistical disclosure control.)

2009 PSIC Code	Region / Industry Description	Revenue from Non-Industrial Services Done for Others		
		Rental Income from Office Equipment	Other Rental Income	Other Non- Industrial Services Done for Others
		(6)	(7)	(8)
G474	Retail sale of information and communications equipment in specialized stores	79	-	22,160
G475	Retail sale of other household equipment in specialized stores	50	-	-
G476	Retail sale of cultural and recreation goods in specialized stores	-	-	21,560
G477	Retail sale of other goods in specialized stores	-	638	80,611
G479	Retail trade not in stores, stalls or markets	-	-	-
	XII - SOCCSKSARGEN	870	4,121	723,227
G451	Sale of motor vehicles	-	-	4,759
G452	Maintenance and repair of motor vehicles	770.00	1,872.00	41,277
G453	Sale of motor vehicle parts and accessories	-	-	-
G454	Sale, maintenance and repair of motorcycles and related parts and accessories	-	-	-
G461	Wholesale on a fee or contract basis	-	-	138
G462	Wholesale of agricultural raw materials and live animals	-	159	29,625
G463	Wholesale of food, beverages and tobacco	-	120	12,199
G464	Wholesale of household goods	-	-	-
G465	Wholesale of machinery, equipment and supplies	-	-	-
G466	Other specialized wholesale	100	-	-
G471	Retail sale in non-specialized stores	-	784	15,002
G472	Retail sale of food, beverages and tobacco in specialized stores	-	1,187	-
G473	Retail sale of automotive fuel in specialized stores	-	-	210
G474	Retail sale of information and communications equipment in specialized stores	-	-	15,686
G475	Retail sale of other household equipment in specialized stores	-	-	-
G476	Retail sale of cultural and recreation goods in specialized stores	-	-	604,330

Continued

Table 4.2 Number of Establishments and Revenue from Non-Industrial Services Done for Others by Type for Wholesale and Retail Trade; Repair of Motor Vehicles and Motorcycles Establishments by Region and Industry Group: Philippines, 2018

(Values are in thousand PhP, except for number of establishments. Details may not add-up to total due to rounding and/or statistical disclosure control.)

Continued

2009 PSIC Code	Region / Industry Description	Revenue from Non-Industrial Services Done for Others		
		Rental Income from Office Equipment	Other Rental Income	Other Non- Industrial Services Done for Others
		(6)	(7)	(8)
G477	Retail sale of other goods in specialized stores	-	-	-
G479	Retail trade not in stores, stalls or markets	-	-	-
	XIII - Caraga	-	1,888	43,737
G451	Sale of motor vehicles	-	-	-
G452	Maintenance and repair of motor vehicles	-	-	-
G453	Sale of motor vehicle parts and accessories	-	-	-
G454	Sale, maintenance and repair of motorcycles and related parts and accessories	-	-	-
G461	Wholesale on a fee or contract basis	S	S	S
G462	Wholesale of agricultural raw materials and live animals	-	-	279
G463	Wholesale of food, beverages and tobacco	-	-	9,306
G464	Wholesale of household goods	-	-	2,950
G465	Wholesale of machinery, equipment and supplies	-	1,888	-
G466	Other specialized wholesale	-	-	3,197
G471	Retail sale in non-specialized stores	-	-	24,158
G472	Retail sale of food, beverages and tobacco in specialized stores	-	-	-
G473	Retail sale of automotive fuel in specialized stores	-	-	-
G474	Retail sale of information and communications equipment in specialized stores	-	-	-
G475	Retail sale of other household equipment in specialized stores	-	-	-
G476	Retail sale of cultural and recreation goods in specialized stores	-	-	3,847
G477	Retail sale of other goods in specialized stores	-	-	-
G479	Retail trade not in stores, stalls or markets	S	S	S

Table 4.2 Number of Establishments and Revenue from Non-Industrial Services Done for Others by Type for Wholesale and Retail Trade; Repair of Motor Vehicles and Motorcycles Establishments by Region and Industry Group: Philippines, 2018

(Values are in thousand PhP, except for number of establishments. Details may not add-up to total due to rounding and/or statistical disclosure control.)

2009 PSIC Code	Region / Industry Description	Revenue from Non-Industrial Services Done for Others		
		Rental Income from Office Equipment	Other Rental Income	Other Non- Industrial Services Done for Others
		(6)	(7)	(8)
	Autonomous Region in Muslim Mindanao	-	-	1,109
G451	Sale of motor vehicles	-	-	-
G453	Sale of motor vehicle parts and accessories	-	-	-
G454	Sale, maintenance and repair of motorcycles and related parts and accessories	-	-	-
G462	Wholesale of agricultural raw materials and live animals	-	-	-
G463	Wholesale of food, beverages and tobacco	-	-	1,109
G464	Wholesale of household goods	-	-	-
G465	Wholesale of machinery, equipment and supplies	-	-	-
G466	Other specialized wholesale	-	-	-
G471	Retail sale in non-specialized stores	-	-	-
G472	Retail sale of food, beverages and tobacco in specialized stores	-	-	-
G473	Retail sale of automotive fuel in specialized stores	-	-	-
G474	Retail sale of information and communications equipment in specialized stores	-	-	-
G475	Retail sale of other household equipment in specialized stores	-	-	-
G476	Retail sale of cultural and recreation goods in specialized stores	-	-	-
G477	Retail sale of other goods in specialized stores	-	-	-
G479	Retail trade not in stores, stalls or markets	-	-	-

Note: "-" - Zero Value

S - Suppressed Data

Source: Philippine Statistics Authority, 2018 Census of Philippine Business and Industry

Table 4.3 Number of Establishments and Other Income by Type for Wholesale and Retail Trade; Repair of Motor Vehicles and Motorcycles Establishments by Region and Industry Group: Philippines, 2018

(Values are in thousand PhP, except for number of establishments. Details may not add-up to total due to rounding and/or statistical disclosure control.)

2009 PSIC Code	Region / Industry Description	Number of Establishments	Other Revenue				
			Total	Foreign Exchange Gain	Gain from Sale of Assets	Gain from Sale of Investments and Marketable Securities	Others
		(1)	(2)	(3)	(4)	(5)	(6)
	Philippines	137,674	50,462,918	5,218,865	4,735,255	897,395	39,611,402
G451	Sale of motor vehicles	1,595	5,738,003	277,132	131,992	50,591	5,278,287
G452	Maintenance and repair of motor vehicles	2,991	62,623	2	40	933	61,648
G453	Sale of motor vehicle parts and accessories	4,837	616,811	164,785	54,146	128	397,752
G454	Sale, maintenance and repair of motorcycles and related parts and accessories	8501	5389521	323351	1902395	472546	2691229
G461	Wholesale on a fee or contract basis	518	263,887	28,349	28,026	-	207,512
G462	Wholesale of agricultural raw materials and live animals	2,430	239,733	51,601	6,346	594	181,193
G463	Wholesale of food, beverages and tobacco	3,508	2,429,372	324,634	97,652	332	2,006,754
G464	Wholesale of household goods	6,370	4,646,124	268,513	544,250	9,486	3,823,875
G465	Wholesale of machinery, equipment and supplies	2,810	2,059,989	452,659	51,965	129,301	1,426,064
G466	Other specialized wholesale	4,173	3,665,342	1,070,171	265,722	1,899	2,327,549
G469	Non-specialized wholesale trade	93	865	492	-	-	373
G471	Retail sale in non-specialized stores	13,478	10,861,232	483,116	436,449	104,899	9,836,768
G472	Retail sale of food, beverages and tobacco in specialized stores	11,793	201,402	5,188	2,385	-	193,829
G473	Retail sale of automotive fuel in specialized stores	7,074	2,636,037	1,123,818	283,470	-	1,228,749
G474	Retail sale of information and communications equipment in specialized stores	6,782	205,595	8,210	1,310	11,408	184,667
G475	Retail sale of other household equipment in specialized stores	17,389	2,001,644	25,916	225,800	4,061	1,745,868
G476	Retail sale of cultural and recreation goods in specialized stores	3,374	346,495	8,866	13,923	98,900	224,806
G477	Retail sale of other goods in specialized stores	39,585	8,955,839	595,802	689,189	12,318	7,658,530
G479	Retail trade not in stores, stalls or markets	373	142,401	6,259	194	-	135,949
	National Capital Region	21,366	20,823,870	3,043,848	1,025,444	814,060	15,940,518
G451	Sale of motor vehicles	279	2,131,087	69,773	21,895	13,500	2,025,919
G452	Maintenance and repair of motor vehicles	387	45,695	-	-	-	45,695

Continued

Table 4.3 Number of Establishments and Other Income by Type for Wholesale and Retail Trade; Repair of Motor Vehicles and Motorcycles Establishments by Region and Industry Group: Philippines, 2018

(Values are in thousand PhP, except for number of establishments. Details may not add-up to total due to rounding and/or statistical disclosure control.)

Continued							
2009 PSIC Code	Region / Industry Description	Number of Establishments	Other Revenue				
			Total	Foreign Exchange Gain	Gain from Sale of Assets	Gain from Sale of Investments and Marketable Securities	Others
		(1)	(2)	(3)	(4)	(5)	(6)
G453	Sale of motor vehicle parts and accessories	688	189,407	135,516	32,885	78	20,929
G454	Sale, maintenance and repair of motorcycles and related parts and accessories	556	567,399	2,321	-	472,546	92,533
G461	Wholesale on a fee or contract basis	170	34,730	11,897	2,261	-	20,572
G462	Wholesale of agricultural raw materials and live animals	217	33,589	10,407	3,859	-	19,322
G463	Wholesale of food, beverages and tobacco	563	559,912	222,361	3,820	332	333,399
G464	Wholesale of household goods	2,144	2,819,795	107,512	439,045	4,621	2,268,618
G465	Wholesale of machinery, equipment and supplies	1,189	994,831	173,535	44,146	120,766	656,383
G466	Other specialized wholesale	1,043	2,494,956	696,831	64,609	1,075	1,732,441
G469	Non-specialized wholesale trade	28	-	-	-	-	-
G471	Retail sale in non-specialized stores	1,344	4,677,823	201,516	1,313	102,219	4,372,776
G472	Retail sale of food, beverages and tobacco in specialized stores	941	56,063	487	-	-	55,576
G473	Retail sale of automotive fuel in specialized stores	619	1,416,309	894,150	280,389	-	241,769
G474	Retail sale of information and communications equipment in specialized stores	770	96,625	7,376	1,310	-	87,939
G475	Retail sale of other household equipment in specialized stores	2,746	707,053	19,583	95,153	-	592,317
G476	Retail sale of cultural and recreation goods in specialized stores	539	218,343	8,742	10,422	98,900	100,280
G477	Retail sale of other goods in specialized stores	7,048	3,644,502	476,149	24,256	23	3,144,073
G479	Retail trade not in stores, stalls or markets	96	135,751	5,693	80	-	129,978
	Cordillera Administrative Region	4,683	674,873	17,526	2,013	-	655,334
G451	Sale of motor vehicles	37	72,010	-	-	-	72,010
G452	Maintenance and repair of motor vehicles	130	-	-	-	-	-
G453	Sale of motor vehicle parts and accessories	188	-	-	-	-	-
G454	Sale, maintenance and repair of motorcycles and related parts and accessories	293	-	-	-	-	-

Table 4.3 Number of Establishments and Other Income by Type for Wholesale and Retail Trade; Repair of Motor Vehicles and Motorcycles Establishments by Region and Industry Group: Philippines, 2018

(Values are in thousand PhP, except for number of establishments. Details may not add-up to total due to rounding and/or statistical disclosure control.)

Continued							
2009 PSIC Code	Region / Industry Description	Number of Establishments	Other Revenue				
			Total	Foreign Exchange Gain	Gain from Sale of Assets	Gain from Sale of Investments and Marketable Securities	Others
		(1)	(2)	(3)	(4)	(5)	(6)
G461	Wholesale on a fee or contract basis	12	2,735	2,735	-	-	-
G462	Wholesale of agricultural raw materials and live animals	74	298	-	-	-	298
G463	Wholesale of food, beverages and tobacco	126	11,435	3,866	811	-	6,758
G464	Wholesale of household goods	144	41,508	-	141	-	41,367
G465	Wholesale of machinery, equipment and supplies	41	-	-	-	-	-
G466	Other specialized wholesale	97	-	-	-	-	-
G471	Retail sale in non-specialized stores	376	69,313	10,925	-	-	58,389
G472	Retail sale of food, beverages and tobacco in specialized stores	391	15,264	-	-	-	15,264
G473	Retail sale of automotive fuel in specialized stores	346	336,341	-	-	-	336,341
G474	Retail sale of information and communications equipment in specialized stores	312	11,774	-	-	-	11,774
G475	Retail sale of other household equipment in specialized stores	820	2,257	-	340	-	1,917
G476	Retail sale of cultural and recreation goods in specialized stores	110	4,169	-	-	-	4,169
G477	Retail sale of other goods in specialized stores	1,161	107,768	-	721	-	107,047
G479	Retail trade not in stores, stalls or markets	24	-	-	-	-	-
I - Ilocos Region		5,820	1,093,321	26,795	2,269	55	1,064,202
G451	Sale of motor vehicles	72	101,940	5	122	55	101,758
G452	Maintenance and repair of motor vehicles	159	312	-	-	-	312
G453	Sale of motor vehicle parts and accessories	354	58	-	58	-	-
G454	Sale, maintenance and repair of motorcycles and related parts and accessories	285	87,446	-	488	-	86,958
G462	Wholesale of agricultural raw materials and live animals	91	7,950	-	-	-	7,950
G463	Wholesale of food, beverages and tobacco	157	95,436	4,860	1,275	-	89,300
G464	Wholesale of household goods	273	26,770	5	42	-	26,723

Table 4.3 Number of Establishments and Other Income by Type for Wholesale and Retail Trade; Repair of Motor Vehicles and Motorcycles Establishments by Region and Industry Group: Philippines, 2018

(Values are in thousand PhP, except for number of establishments. Details may not add-up to total due to rounding and/or statistical disclosure control.)

Continued							
2009 PSIC Code	Region / Industry Description	Number of Establishments	Other Revenue				
			Total	Foreign Exchange Gain	Gain from Sale of Assets	Gain from Sale of Investments and Marketable Securities	Others
		(1)	(2)	(3)	(4)	(5)	(6)
G465	Wholesale of machinery, equipment and supplies	108	3,306	-	-	-	3,306
G466	Other specialized wholesale	244	8,974	-	22	-	8,953
G469	Non-specialized wholesale trade	5	-	-	-	-	-
G471	Retail sale in non-specialized stores	793	342,536	17,509	20	-	325,007
G472	Retail sale of food, beverages and tobacco in specialized stores	525	3,924	1,868	-	-	2,057
G473	Retail sale of automotive fuel in specialized stores	294	168,900	-	-	-	168,900
G474	Retail sale of information and communications equipment in specialized stores	350	837	834	-	-	3
G475	Retail sale of other household equipment in specialized stores	815	65,336	-	-	-	65,336
G476	Retail sale of cultural and recreation goods in specialized stores	110	1,959	-	-	-	1,959
G477	Retail sale of other goods in specialized stores	1,173	177,637	1,713	242	-	175,681
G479	Retail trade not in stores, stalls or markets	10	-	-	-	-	-
II - Cagayan Valley		5,470	1,229,228	19,684	1,281	-	1,208,263
G451	Sale of motor vehicles	68	7,756	-	-	-	7,756
G452	Maintenance and repair of motor vehicles	152	88	-	-	-	88
G453	Sale of motor vehicle parts and accessories	261	10,361	-	-	-	10,361
G454	Sale, maintenance and repair of motorcycles and related parts and accessories	365	366,476	-	-	-	366,476
G462	Wholesale of agricultural raw materials and live animals	162	12,443	736	39	-	11,668
G463	Wholesale of food, beverages and tobacco	87	481,617	7,364	391	-	473,862
G464	Wholesale of household goods	305	58,477	-	314	-	58,162
G465	Wholesale of machinery, equipment and supplies	69	9,830	-	-	-	9,830
G466	Other specialized wholesale	183	-	-	-	-	-

Table 4.3 Number of Establishments and Other Income by Type for Wholesale and Retail Trade; Repair of Motor Vehicles and Motorcycles Establishments by Region and Industry Group: Philippines, 2018

(Values are in thousand PhP, except for number of establishments. Details may not add-up to total due to rounding and/or statistical disclosure control.)

Continued							
2009 PSIC Code	Region / Industry Description	Number of Establishments	Other Revenue				
			Total	Foreign Exchange Gain	Gain from Sale of Assets	Gain from Sale of Investments and Marketable Securities	Others
		(1)	(2)	(3)	(4)	(5)	(6)
G471	Retail sale in non-specialized stores	337	71,867	10,189	-	-	61,678
G472	Retail sale of food, beverages and tobacco in specialized stores	669	6,400	-	-	-	6,400
G473	Retail sale of automotive fuel in specialized stores	358	16,376	-	351	-	16,025
G474	Retail sale of information and communications equipment in specialized stores	390	14,916	-	-	-	14,916
G475	Retail sale of other household equipment in specialized stores	705	133,705	-	-	-	133,705
G476	Retail sale of cultural and recreation goods in specialized stores	199	14,106	-	-	-	14,106
G477	Retail sale of other goods in specialized stores	1,151	24,810	1,394	185	-	23,230
G479	Retail trade not in stores, stalls or markets	9	-	-	-	-	-
III - Central Luzon		10,554	3,667,010	202,069	58,200	1,341	3,405,400
G451	Sale of motor vehicles	176	328,016	11,762	42,187	55	274,011
G452	Maintenance and repair of motor vehicles	233	40	2	-	-	38
G453	Sale of motor vehicle parts and accessories	331	25,749	-	322	-	25,427
G454	Sale, maintenance and repair of motorcycles and related parts and accessories	502	-	-	-	-	-
G461	Wholesale on a fee or contract basis	15	-	-	-	-	-
G462	Wholesale of agricultural raw materials and live animals	222	3,845	1,988	262	-	1,595
G463	Wholesale of food, beverages and tobacco	273	147,890	8,275	3,739	-	135,876
G464	Wholesale of household goods	466	28,536	17,850	-	-	10,686
G465	Wholesale of machinery, equipment and supplies	161	32,611	430	215	-	31,965
G466	Other specialized wholesale	362	16,913	5,628	1,250	-	10,034
G469	Non-specialized wholesale trade	5	-	-	-	-	-
G471	Retail sale in non-specialized stores	1,222	1,498,816	46,881	143	1,286	1,450,507
G472	Retail sale of food, beverages and tobacco in specialized stores	650	38,679	-	2,208	-	36,471

Table 4.3 Number of Establishments and Other Income by Type for Wholesale and Retail Trade; Repair of Motor Vehicles and Motorcycles Establishments by Region and Industry Group: Philippines, 2018

(Values are in thousand PhP, except for number of establishments. Details may not add-up to total due to rounding and/or statistical disclosure control.)

Continued							
2009 PSIC Code	Region / Industry Description	Number of Establishments	Other Revenue				
			Total	Foreign Exchange Gain	Gain from Sale of Assets	Gain from Sale of Investments and Marketable Securities	Others
		(1)	(2)	(3)	(4)	(5)	(6)
G473	Retail sale of automotive fuel in specialized stores	671	36,963	5,959	1,164	-	29,840
G474	Retail sale of information and communications equipment in specialized stores	183	818	-	-	-	818
G475	Retail sale of other household equipment in specialized stores	1,435	299,287	2,044	-	-	297,243
G476	Retail sale of cultural and recreation goods in specialized stores	259	21,152	-	-	-	21,152
G477	Retail sale of other goods in specialized stores	3,376	1,187,017	100,684	6,596	-	1,079,738
G479	Retail trade not in stores, stalls or markets	12	679	566	113	-	-
	IVA - CALABARZON	12,537	8,292,402	607,417	1,988,286	8,534	5,688,165
G451	Sale of motor vehicles	105	729,445	9,919	7,122	-	712,405
G452	Maintenance and repair of motor vehicles	254	-	-	-	-	-
G453	Sale of motor vehicle parts and accessories	463	45,382	28,805	200	-	16,377
G454	Sale, maintenance and repair of motorcycles and related parts and accessories	665	3,095,951	-	1,901,841	-	1,194,110
G461	Wholesale on a fee or contract basis	48	4,460	512	-	-	3,949
G462	Wholesale of agricultural raw materials and live animals	120	4,010	1,583	84	-	2,343
G463	Wholesale of food, beverages and tobacco	292	90,222	4,860	3,224	-	82,137
G464	Wholesale of household goods	349	434,537	142,373	1,152	-	291,012
G465	Wholesale of machinery, equipment and supplies	154	271,235	252,500	1,585	8,534	8,615
G466	Other specialized wholesale	356	104,638	61,128	233	-	43,277
G469	Non-specialized wholesale trade	9	502	492	-	-	10
G471	Retail sale in non-specialized stores	1,855	2,449,356	101,534	1,475	-	2,346,347
G472	Retail sale of food, beverages and tobacco in specialized stores	1,477	5,555	1,222	65	-	4,267
G473	Retail sale of automotive fuel in specialized stores	788	43,056	-	-	-	43,056

Table 4.3 Number of Establishments and Other Income by Type for Wholesale and Retail Trade; Repair of Motor Vehicles and Motorcycles Establishments by Region and Industry Group: Philippines, 2018

(Values are in thousand PhP, except for number of establishments. Details may not add-up to total due to rounding and/or statistical disclosure control.)

Continued							
2009 PSIC Code	Region / Industry Description	Number of Establishments	Other Revenue				
			Total	Foreign Exchange Gain	Gain from Sale of Assets	Gain from Sale of Investments and Marketable Securities	Others
		(1)	(2)	(3)	(4)	(5)	(6)
G474	Retail sale of information and communications equipment in specialized stores	341	4,026	-	-	-	4,026
G475	Retail sale of other household equipment in specialized stores	2,207	239,196	850	480	-	237,866
G476	Retail sale of cultural and recreation goods in specialized stores	317	32,216	2	2,135	-	30,080
G477	Retail sale of other goods in specialized stores	2,698	736,261	1,637	68,689	-	665,935
G479	Retail trade not in stores, stalls or markets	38	2,354	-	-	-	2,354
	MIMAROPA	4,931	720,164	100,644	12,208	594	606,717
G451	Sale of motor vehicles	16	23,959	-	-	-	23,959
G452	Maintenance and repair of motor vehicles	102	12,747	-	-	-	12,747
G453	Sale of motor vehicle parts and accessories	195	-	-	-	-	-
G454	Sale, maintenance and repair of motorcycles and related parts and accessories	609	191,713	74,084	5	-	117,625
G461	Wholesale on a fee or contract basis	S	S	S	S	S	S
G462	Wholesale of agricultural raw materials and live animals	121	24,610	203	-	594	23,812
G463	Wholesale of food, beverages and tobacco	123	34,361	7,327	825	-	26,209
G464	Wholesale of household goods	202	201	-	-	-	201
G465	Wholesale of machinery, equipment and supplies	77	-	-	-	-	-
G466	Other specialized wholesale	111	82,417	17,617	1,141	-	63,659
G471	Retail sale in non-specialized stores	422	17,666	577	851	-	16,238
G472	Retail sale of food, beverages and tobacco in specialized stores	296	7,107	-	112	-	6,995
G473	Retail sale of automotive fuel in specialized stores	307	862	-	-	-	862
G474	Retail sale of information and communications equipment in specialized stores	289	-	-	-	-	-
G475	Retail sale of other household equipment in specialized stores	631	57,393	268	9,275	-	47,850

Table 4.3 Number of Establishments and Other Income by Type for Wholesale and Retail Trade; Repair of Motor Vehicles and Motorcycles Establishments by Region and Industry Group: Philippines, 2018

(Values are in thousand PhP, except for number of establishments. Details may not add-up to total due to rounding and/or statistical disclosure control.)

Continued							
2009 PSIC Code	Region / Industry Description	Number of Establishments	Other Revenue				
			Total	Foreign Exchange Gain	Gain from Sale of Assets	Gain from Sale of Investments and Marketable Securities	Others
		(1)	(2)	(3)	(4)	(5)	(6)
G476	Retail sale of cultural and recreation goods in specialized stores	105	611	-	-	-	611
G477	Retail sale of other goods in specialized stores	1,313	266,517	568	-	-	265,950
G479	Retail trade not in stores, stalls or markets	S	S	S	S	S	S
V - Bicol Region		5,944	576,468	51,997	2,652	-	521,819
G451	Sale of motor vehicles	38	61,919	18,413	44	-	43,462
G452	Maintenance and repair of motor vehicles	185	-	-	-	-	-
G453	Sale of motor vehicle parts and accessories	195	17,209	-	-	-	17,209
G454	Sale, maintenance and repair of motorcycles and related parts and accessories	331	171,643	-	-	-	171,643
G461	Wholesale on a fee or contract basis	27	2,281	1,114	-	-	1,167
G462	Wholesale of agricultural raw materials and live animals	111	998	-	604	-	394
G463	Wholesale of food, beverages and tobacco	227	131,502	10,005.00	804	-	120,694
G464	Wholesale of household goods	282	25,815	-	141	-	25,675
G465	Wholesale of machinery, equipment and supplies	139	388	80	-	-	308
G466	Other specialized wholesale	137	23,290	16,085	1,042	-	6,163
G471	Retail sale in non-specialized stores	481	45,777	6,032	18	-	39,727
G472	Retail sale of food, beverages and tobacco in specialized stores	602	5,907	-	-	-	5,907
G473	Retail sale of automotive fuel in specialized stores	333	14,790	-	-	-	14,790
G474	Retail sale of information and communications equipment in specialized stores	173	1,925	-	-	-	1,925
G475	Retail sale of other household equipment in specialized stores	810	45,857	-	-	-	45,857
G476	Retail sale of cultural and recreation goods in specialized stores	136	3,849	-	-	-	3,849

Table 4.3 Number of Establishments and Other Income by Type for Wholesale and Retail Trade; Repair of Motor Vehicles and Motorcycles Establishments by Region and Industry Group: Philippines, 2018

(Values are in thousand PhP, except for number of establishments. Details may not add-up to total due to rounding and/or statistical disclosure control.)

Continued							
2009 PSIC Code	Region / Industry Description	Number of Establishments	Other Revenue				
			Total	Foreign Exchange Gain	Gain from Sale of Assets	Gain from Sale of Investments and Marketable Securities	Others
		(1)	(2)	(3)	(4)	(5)	(6)
G477	Retail sale of other goods in specialized stores	1,719	21,761	268	-	-	21,493
G479	Retail trade not in stores, stalls or markets	17	1,554	-	-	-	1,554
VI - Western Visayas		9,405	2,247,762	330,265	121,032	19,560	1,776,905
G451	Sale of motor vehicles	121	884,195	47,936	4,823	-	831,437
G452	Maintenance and repair of motor vehicles	193	704	-	40	-	664
G453	Sale of motor vehicle parts and accessories	216	240,666	-	-	-	240,666
G454	Sale, maintenance and repair of motorcycles and related parts and accessories	910	386,440	148,168	-	-	238,272
G461	Wholesale on a fee or contract basis	21	-	-	-	-	-
G462	Wholesale of agricultural raw materials and live animals	148	1,559	-	-	-	1,559
G463	Wholesale of food, beverages and tobacco	227	72,805	4,271	2,364	-	66,170
G464	Wholesale of household goods	350	24,850	642	1,130	4,865	18,213
G465	Wholesale of machinery, equipment and supplies	79	1,699	74	93	-	1,532
G466	Other specialized wholesale	207	76,343	53,610	1,507	825	20,401
G471	Retail sale in non-specialized stores	933	267,637	38,703	110,584	-	118,350
G472	Retail sale of food, beverages and tobacco in specialized stores	671	8,077	-	-	-	8,077
G473	Retail sale of automotive fuel in specialized stores	426	59,047	35,827	136	-	23,085
G474	Retail sale of information and communications equipment in specialized stores	517	9,380	-	-	9,380	-
G475	Retail sale of other household equipment in specialized stores	1,109	22,897	948	4	4,061	17,884
G476	Retail sale of cultural and recreation goods in specialized stores	274	1,051	-	245	-	806
G477	Retail sale of other goods in specialized stores	2,965	188,603	87	106	429	187,981
G479	Retail trade not in stores, stalls or markets	38	1,811	-	-	-	1,811

Table 4.3 Number of Establishments and Other Income by Type for Wholesale and Retail Trade; Repair of Motor Vehicles and Motorcycles Establishments by Region and Industry Group: Philippines, 2018

(Values are in thousand PhP, except for number of establishments. Details may not add-up to total due to rounding and/or statistical disclosure control.)

Continued							
2009 PSIC Code	Region / Industry Description	Number of Establishments	Other Revenue				
			Total	Foreign Exchange Gain	Gain from Sale of Assets	Gain from Sale of Investments and Marketable Securities	Others
		(1)	(2)	(3)	(4)	(5)	(6)
	VII - Central Visayas	11,642	4,182,786	288,646	285,502	39,087	3,569,550
G451	Sale of motor vehicles	206	782,003	110,441	29,757	36,980	604,824
G452	Maintenance and repair of motor vehicles	272	1,520	-	-	-	1,520
G453	Sale of motor vehicle parts and accessories	408	20,890	-	3,658	-	17,232
G454	Sale, maintenance and repair of motorcycles and related parts and accessories	486	303,167	98,779	-	-	204,389
G461	Wholesale on a fee or contract basis	38	159	159	-	-	-
G462	Wholesale of agricultural raw materials and live animals	118	14,359	-	-	-	14,359
G463	Wholesale of food, beverages and tobacco	233	36,210	6,423	501	-	29,286
G464	Wholesale of household goods	494	46,622	131	727	-	45,764
G465	Wholesale of machinery, equipment and supplies	216	669,833	2,087	2,535	-	665,211
G466	Other specialized wholesale	362	114,363	34,482	1,509	-	78,372
G469	Non-specialized wholesale trade	8	-	-	-	-	-
G471	Retail sale in non-specialized stores	1,032	670,858	25,823	124,190	-	520,845
G472	Retail sale of food, beverages and tobacco in specialized stores	1,386	5,806	1,611	-	-	4,195
G473	Retail sale of automotive fuel in specialized stores	419	84,196	-	-	-	84,196
G474	Retail sale of information and communications equipment in specialized stores	461	5,921	-	-	2,028	3,893
G475	Retail sale of other household equipment in specialized stores	1,676	191,587	1,499	120,471	-	69,617
G476	Retail sale of cultural and recreation goods in specialized stores	217	35,778	119	987	-	34,671
G477	Retail sale of other goods in specialized stores	3,571	1,199,512	7,092	1,166	79	1,191,176
G479	Retail trade not in stores, stalls or markets	41	-	-	-	-	-

Table 4.3 Number of Establishments and Other Income by Type for Wholesale and Retail Trade; Repair of Motor Vehicles and Motorcycles Establishments by Region and Industry Group: Philippines, 2018

(Values are in thousand PhP, except for number of establishments. Details may not add-up to total due to rounding and/or statistical disclosure control.)

Continued							
2009 PSIC Code	Region / Industry Description	Number of Establishments	Other Revenue				
			Total	Foreign Exchange Gain	Gain from Sale of Assets	Gain from Sale of Investments and Marketable Securities	Others
		(1)	(2)	(3)	(4)	(5)	(6)
VIII - Eastern Visayas		6,429	1,412,492	42,601	83,591	1,395	1,284,905
G451	Sale of motor vehicles	70	146,865	5,883	2,298	-	138,685
G452	Maintenance and repair of motor vehicles	147	-	-	-	-	-
G453	Sale of motor vehicle parts and accessories	221	1,867	-	-	-	1,867
G454	Sale, maintenance and repair of motorcycles and related parts and accessories	352	78,463	-	-	-	78,463
G461	Wholesale on a fee or contract basis	9	-	-	-	-	-
G462	Wholesale of agricultural raw materials and live animals	123	2,102	557	-	-	1,545
G463	Wholesale of food, beverages and tobacco	182	34,921	6,554	554	-	27,812
G464	Wholesale of household goods	213	946,368	-	1,564	-	944,804
G465	Wholesale of machinery, equipment and supplies	82	-	-	-	-	-
G466	Other specialized wholesale	171	115,818	26,583	79,175	-	10,059
G471	Retail sale in non-specialized stores	448	15,299	2,010	-	1,395	11,893
G472	Retail sale of food, beverages and tobacco in specialized stores	827	-	-	-	-	-
G473	Retail sale of automotive fuel in specialized stores	402	25,065	-	-	-	25,065
G474	Retail sale of information and communications equipment in specialized stores	394	25,924	-	-	-	25,924
G475	Retail sale of other household equipment in specialized stores	896	9,308	442	-	-	8,866
G476	Retail sale of cultural and recreation goods in specialized stores	249	-	-	-	-	-
G477	Retail sale of other goods in specialized stores	1,643	10,494	571	-	-	9,923
IX - Zamboanga Peninsula		7,248	880,143	5,944	8,197	845	865,157
G451	Sale of motor vehicles	84	27,695	-	-	-	27,695
G452	Maintenance and repair of motor vehicles	76	-	-	-	-	-

Table 4.3 Number of Establishments and Other Income by Type for Wholesale and Retail Trade; Repair of Motor Vehicles and Motorcycles Establishments by Region and Industry Group: Philippines, 2018

(Values are in thousand PhP, except for number of establishments. Details may not add-up to total due to rounding and/or statistical disclosure control.)

Continued

2009 PSIC Code	Region / Industry Description	Number of Establishments	Other Revenue				
			Total	Foreign Exchange Gain	Gain from Sale of Assets	Gain from Sale of Investments and Marketable Securities	Others
			(1)	(2)	(3)	(4)	(5)
G453	Sale of motor vehicle parts and accessories	138	-	-	-	-	-
G454	Sale, maintenance and repair of motorcycles and related parts and accessories	646	21,765	-	55	-	21,710
G461	Wholesale on a fee or contract basis	32	200	200	-	-	-
G462	Wholesale of agricultural raw materials and live animals	228	10,796	-	-	-	10,796
G463	Wholesale of food, beverages and tobacco	243	258,405	5,744	305	-	252,356
G464	Wholesale of household goods	158	19,519	-	-	-	19,519
G465	Wholesale of machinery, equipment and supplies	98	1,552	-	-	-	1,552
G466	Other specialized wholesale	195	244,509	-	7,824	-	236,684
G471	Retail sale in non-specialized stores	913	90,724	-	-	-	90,724
G472	Retail sale of food, beverages and tobacco in specialized stores	662	1,578	-	-	-	1,578
G473	Retail sale of automotive fuel in specialized stores	359	58,144	-	-	-	58,144
G474	Retail sale of information and communications equipment in specialized stores	267	6,340	-	-	-	6,340
G475	Retail sale of other household equipment in specialized stores	765	12,221	-	12	-	12,209
G476	Retail sale of cultural and recreation goods in specialized stores	113	1,184	-	-	-	1,184
G477	Retail sale of other goods in specialized stores	2,263	125,512	-	-	845	124,667
G479	Retail trade not in stores, stalls or markets	9	-	-	-	-	-
	X - Northern Mindanao	8,063	1,764,918	354,422	210,656	10,992	1,188,848
G451	Sale of motor vehicles	101	83,221	3,000	-	-	80,220
G452	Maintenance and repair of motor vehicles	176	-	-	-	-	-
G453	Sale of motor vehicle parts and accessories	274	28,984	464	23	50	28,446
G454	Sale, maintenance and repair of motorcycles and related parts and accessories	732	65,074	-	7	-	65,067

Table 4.3 Number of Establishments and Other Income by Type for Wholesale and Retail Trade; Repair of Motor Vehicles and Motorcycles Establishments by Region and Industry Group: Philippines, 2018

(Values are in thousand PhP, except for number of establishments. Details may not add-up to total due to rounding and/or statistical disclosure control.)

Continued							
2009 PSIC Code	Region / Industry Description	Number of Establishments	Other Revenue				
			Total	Foreign Exchange Gain	Gain from Sale of Assets	Gain from Sale of Investments and Marketable Securities	Others
		(1)	(2)	(3)	(4)	(5)	(6)
G461	Wholesale on a fee or contract basis	15	55,476	404	-	-	55,072
G462	Wholesale of agricultural raw materials and live animals	123	44,369	35,315	-	-	9,054
G463	Wholesale of food, beverages and tobacco	208	201,280	5,413	713	-	195,155
G464	Wholesale of household goods	253	139,728	-	97,503	-	42,225
G465	Wholesale of machinery, equipment and supplies	107	3,589	614	-	-	2,975
G466	Other specialized wholesale	162	278,026	117,188	104,581	-	56,256
G469	Non-specialized wholesale trade	30	363	-	-	-	363
G471	Retail sale in non-specialized stores	935	107,602	2,497	6,221	-	98,884
G472	Retail sale of food, beverages and tobacco in specialized stores	775	-	-	-	-	-
G473	Retail sale of automotive fuel in specialized stores	497	210,329	187,883	711	-	21,735
G474	Retail sale of information and communications equipment in specialized stores	569	-	-	-	-	-
G475	Retail sale of other household equipment in specialized stores	622	28,835	281	-	-	28,553
G476	Retail sale of cultural and recreation goods in specialized stores	147	6,120	2	-	-	6,118
G477	Retail sale of other goods in specialized stores	2,328	511,924	1,360	897	10,942	498,724
G479	Retail trade not in stores, stalls or markets	9	-	-	-	-	-
	XI - Davao Region	8,425	1,276,633	72,041	207,517	933	996,143
G451	Sale of motor vehicles	118	202,845	-	23,746	-	179,099
G452	Maintenance and repair of motor vehicles	225	1,517	-	-	933	585
G453	Sale of motor vehicle parts and accessories	357	33,545	-	17,000	-	16,545
G454	Sale, maintenance and repair of motorcycles and related parts and accessories	579	-	-	-	-	-
G461	Wholesale on a fee or contract basis	74	131,623	6,737	1,389	-	123,497
G462	Wholesale of agricultural raw materials and live animals	157	25,147	-	1,455	-	23,692

Table 4.3 Number of Establishments and Other Income by Type for Wholesale and Retail Trade; Repair of Motor Vehicles and Motorcycles Establishments by Region and Industry Group: Philippines, 2018

(Values are in thousand PhP, except for number of establishments. Details may not add-up to total due to rounding and/or statistical disclosure control.)

Continued							
2009 PSIC Code	Region / Industry Description	Number of Establishments	Other Revenue				
			Total	Foreign Exchange Gain	Gain from Sale of Assets	Gain from Sale of Investments and Marketable Securities	Others
		(1)	(2)	(3)	(4)	(5)	(6)
G463	Wholesale of food, beverages and tobacco	238	203,553	8,404	76,951	-	118,199
G464	Wholesale of household goods	332	19,966	-	2,491	-	17,475
G465	Wholesale of machinery, equipment and supplies	82	17,551	1,502	3,340	-	12,710
G466	Other specialized wholesale	266	84,006	41,020	2,827	-	40,159
G469	Non-specialized wholesale trade	9	-	-	-	-	-
G471	Retail sale in non-specialized stores	628	321,156	10,162	78,128	-	232,866
G472	Retail sale of food, beverages and tobacco in specialized stores	561	41,220	-	-	-	41,220
G473	Retail sale of automotive fuel in specialized stores	464	8,233	-	-	-	8,233
G474	Retail sale of information and communications equipment in specialized stores	558	15,012	-	-	-	15,012
G475	Retail sale of other household equipment in specialized stores	584	65,020	-	56	-	64,964
G476	Retail sale of cultural and recreation goods in specialized stores	181	5,714	-	134	-	5,580
G477	Retail sale of other goods in specialized stores	2,994	100,524	4,217	-	-	96,307
G479	Retail trade not in stores, stalls or markets	21	-	-	-	-	-
XII - SOCCSKSARGEN		7,783	1,305,729	46,260	683,586	-	575,883
G451	Sale of motor vehicles	68	90,606	-	-	-	90,606
G452	Maintenance and repair of motor vehicles	221	-	-	-	-	-
G453	Sale of motor vehicle parts and accessories	305	2,693	-	-	-	2,693
G454	Sale, maintenance and repair of motorcycles and related parts and accessories	460	26,519	-	-	-	26,519
G461	Wholesale on a fee or contract basis	53	4,591	4,591	-	-	-
G462	Wholesale of agricultural raw materials and live animals	192	52,648	810	43	-	51,795
G463	Wholesale of food, beverages and tobacco	179	28,758	10,263	531	-	17,964
G464	Wholesale of household goods	251	10,431	-	-	-	10,431

Table 4.3 Number of Establishments and Other Income by Type for Wholesale and Retail Trade; Repair of Motor Vehicles and Motorcycles Establishments by Region and Industry Group: Philippines, 2018

(Values are in thousand PhP, except for number of establishments. Details may not add-up to total due to rounding and/or statistical disclosure control.)

Continued							
2009 PSIC Code	Region / Industry Description	Number of Establishments	Other Revenue				
			Total	Foreign Exchange Gain	Gain from Sale of Assets	Gain from Sale of Investments and Marketable Securities	Others
		(1)	(2)	(3)	(4)	(5)	(6)
G465	Wholesale of machinery, equipment and supplies	113	52,714	21,837	-	-	30,877
G466	Other specialized wholesale	130	12,346	-	-	-	12,346
G471	Retail sale in non-specialized stores	652	181,055	8,759	95,955	-	76,340
G472	Retail sale of food, beverages and tobacco in specialized stores	778	5,823	-	-	-	5,823
G473	Retail sale of automotive fuel in specialized stores	447	72,836	-	719	-	72,117
G474	Retail sale of information and communications equipment in specialized stores	834	-	-	-	-	-
G475	Retail sale of other household equipment in specialized stores	1,031	120,173	-	8	-	120,165
G476	Retail sale of cultural and recreation goods in specialized stores	248	-	-	-	-	-
G477	Retail sale of other goods in specialized stores	1,804	644,287	-	586,330	-	57,956
G479	Retail trade not in stores, stalls or markets	15	252	-	-	-	252
	XIII - Caraga	5,390	313,513	7,784	42,774	-	262,955
G451	Sale of motor vehicles	27	64,439	-	-	-	64,439
G452	Maintenance and repair of motor vehicles	80	-	-	-	-	-
G453	Sale of motor vehicle parts and accessories	138	-	-	-	-	-
G454	Sale, maintenance and repair of motorcycles and related parts and accessories	586	27,465	-	-	-	27,465
G461	Wholesale on a fee or contract basis	S	S	S	S	S	S
G462	Wholesale of agricultural raw materials and live animals	158	1,013	-	-	-	1,013
G463	Wholesale of food, beverages and tobacco	100	39,459	7,722	796	-	30,941
G464	Wholesale of household goods	133	3,000	-	-	-	3,000
G465	Wholesale of machinery, equipment and supplies	75	851	-	50	-	801
G466	Other specialized wholesale	107	8,744	-	-	-	8,744
G471	Retail sale in non-specialized stores	847	33,749	-	17,551	-	16,198

Table 4.3 Number of Establishments and Other Income by Type for Wholesale and Retail Trade; Repair of Motor Vehicles and Motorcycles Establishments by Region and Industry Group: Philippines, 2018

(Values are in thousand PhP, except for number of establishments. Details may not add-up to total due to rounding and/or statistical disclosure control.)

Continued							
2009 PSIC Code	Region / Industry Description	Number of Establishments	Other Revenue				
			Total	Foreign Exchange Gain	Gain from Sale of Assets	Gain from Sale of Investments and Marketable Securities	Others
		(1)	(2)	(3)	(4)	(5)	(6)
G472	Retail sale of food, beverages and tobacco in specialized stores	448	-	-	-	-	-
G473	Retail sale of automotive fuel in specialized stores	253	84,590	-	-	-	84,590
G474	Retail sale of information and communications equipment in specialized stores	304	12,097	-	-	-	12,097
G475	Retail sale of other household equipment in specialized stores	475	1,520	-	-	-	1,520
G476	Retail sale of cultural and recreation goods in specialized stores	140	243	-	-	-	243
G477	Retail sale of other goods in specialized stores	1,508	8,712	62	-	-	8,650
G479	Retail trade not in stores, stalls or markets	S	S	S	S	S	S
	Autonomous Region in Muslim Mindanao	1,984	1,606	921	49	-	637
G451	Sale of motor vehicles	11	-	-	-	-	-
G453	Sale of motor vehicle parts and accessories	106	-	-	-	-	-
G454	Sale, maintenance and repair of motorcycles and related parts and accessories	144	-	-	-	-	-
G462	Wholesale of agricultural raw materials and live animals	64	-	-	-	-	-
G463	Wholesale of food, beverages and tobacco	51	1,606	921	49	-	637
G464	Wholesale of household goods	22	-	-	-	-	-
G465	Wholesale of machinery, equipment and supplies	19	-	-	-	-	-
G466	Other specialized wholesale	39	-	-	-	-	-
G471	Retail sale in non-specialized stores	260	-	-	-	-	-
G472	Retail sale of food, beverages and tobacco in specialized stores	134	-	-	-	-	-
G473	Retail sale of automotive fuel in specialized stores	91	-	-	-	-	-
G474	Retail sale of information and communications equipment in specialized stores	71	-	-	-	-	-
G475	Retail sale of other household equipment in specialized stores	60	-	-	-	-	-

Continued

Table 4.3 Number of Establishments and Other Income by Type for Wholesale and Retail Trade; Repair of Motor Vehicles and Motorcycles Establishments by Region and Industry Group: Philippines, 2018

(Values are in thousand PhP, except for number of establishments. Details may not add-up to total due to rounding and/or statistical disclosure control.)

2009 PSIC Code	Region / Industry Description	Number of Establishments	Other Revenue					Concluded
			Total	Foreign Exchange Gain	Gain from Sale of Assets	Gain from Sale of Investments and Marketable Securities	Others	
			(1)	(2)	(3)	(4)	(5)	(6)
G476	Retail sale of cultural and recreation goods in specialized stores	30	-	-	-	-	-	-
G477	Retail sale of other goods in specialized stores	871	-	-	-	-	-	-
G479	Retail trade not in stores, stalls or markets	11	-	-	-	-	-	-

Note: "-" – Zero Value

S - Suppressed Data

Source: Philippine Statistics Authority, 2018 Census of Philippine Business and Industry

Table 4.4 Number of Establishments and Gross Margin for Wholesale and Retail Trade; Repair of Motor Vehicles and Motorcycles
Establishments by Region and Industry Group: Philippines, 2018

(Values are in thousand PhP, except for number of establishments. Details may not add-up to total due to rounding and/or statistical disclosure control.)

2009 PSIC Code	Region / Industry Description	Number of Establishments	Gross Margin	Sale of Goods	Cost of Goods Sold
		(1)	(2)	(3)	(4)
Philippines		137,674	1,496,263,634	8,334,972,508	6,838,708,874
G451	Sale of motor vehicles	1,595	39,810,157	470,529,518	430,719,360
G452	Maintenance and repair of motor vehicles	2,991	1,671,121	18,338,494	16,667,372
G453	Sale of motor vehicle parts and accessories	4,837	24,605,457	152,890,320	128,284,863
G454	Sale, maintenance and repair of motorcycles and related parts and accessories	8,501	38,408,723	401,498,951	363,090,228
G461	Wholesale on a fee or contract basis	518	5,540,921	34,112,593	28,571,672
G462	Wholesale of agricultural raw materials and live animals	2,430	20,428,816	125,257,216	104,828,399
G463	Wholesale of food, beverages and tobacco	3,508	92,552,439	641,135,306	548,582,867
G464	Wholesale of household goods	6,370	158,622,304	636,873,477	478,251,173
G465	Wholesale of machinery, equipment and supplies	2,810	65,154,837	345,315,194	280,160,357
G466	Other specialized wholesale	4,173	141,176,206	763,489,692	622,313,485
G469	Non-specialized wholesale trade	93	1,533,673	11,627,857	10,094,183
G471	Retail sale in non-specialized stores	13,478	240,216,293	1,326,474,023	1,086,257,730
G472	Retail sale of food, beverages and tobacco in specialized stores	11,793	48,687,052	209,009,055	160,322,004
G473	Retail sale of automotive fuel in specialized stores	7,074	61,471,688	724,480,571	663,008,883
G474	Retail sale of information and communications equipment in specialized stores	6,782	48,088,197	365,491,822	317,403,624
G475	Retail sale of other household equipment in specialized stores	17,389	133,453,579	650,411,776	516,958,197
G476	Retail sale of cultural and recreation goods in specialized stores	3,374	20,245,052	69,505,054	49,260,003
G477	Retail sale of other goods in specialized stores	39,585	352,159,321	1,383,086,094	1,030,926,773
G479	Retail trade not in stores, stalls or markets	373	2,437,796	5,445,495	3,007,700
National Capital Region		21,366	614,662,279	2,995,662,710	2,381,000,431
G451	Sale of motor vehicles	279	18,938,893	223,550,271	204,611,378
G452	Maintenance and repair of motor vehicles	387	318,355	5,916,217	5,597,862
G453	Sale of motor vehicle parts and accessories	688	11,803,766	51,731,365	39,927,599

Continued

Table 4.4 Number of Establishments and Gross Margin for Wholesale and Retail Trade; Repair of Motor Vehicles and Motorcycles
Establishments by Region and Industry Group: Philippines, 2018*(Values are in thousand PhP, except for number of establishments. Details may not add-up to total due to rounding and/or statistical disclosure control.)**Continued*

2009 PSIC Code	Region / Industry Description	Number of Establishments	Gross Margin	Sale of Goods	Cost of Goods Sold
		(1)	(2)	(3)	(4)
G454	Sale, maintenance and repair of motorcycles and related parts and accessories	556	3,103,461	16,030,156	12,926,695
G461	Wholesale on a fee or contract basis	170	3,409,630	18,223,990	14,814,361
G462	Wholesale of agricultural raw materials and live animals	217	3,068,212	29,494,779	26,426,566
G463	Wholesale of food, beverages and tobacco	563	38,006,808	249,265,669	211,258,861
G464	Wholesale of household goods	2,144	116,094,392	390,769,552	274,675,160
G465	Wholesale of machinery, equipment and supplies	1,189	47,911,307	231,922,627	184,011,320
G466	Other specialized wholesale	1,043	81,541,043	417,612,247	336,071,204
G469	Non-specialized wholesale trade	28	540,330	3,547,041	3,006,711
G471	Retail sale in non-specialized stores	1,344	67,703,479	345,649,725	277,946,247
G472	Retail sale of food, beverages and tobacco in specialized stores	941	8,841,969	73,728,769	64,886,799
G473	Retail sale of automotive fuel in specialized stores	619	12,422,806	170,545,469	158,122,663
G474	Retail sale of information and communications equipment in specialized stores	770	15,067,528	93,042,968	77,975,440
G475	Retail sale of other household equipment in specialized stores	2,746	43,172,260	181,387,725	138,215,464
G476	Retail sale of cultural and recreation goods in specialized stores	539	8,887,195	28,526,587	19,639,391
G477	Retail sale of other goods in specialized stores	7,048	131,862,355	460,663,524	328,801,169
G479	Retail trade not in stores, stalls or markets	96	1,968,490	4,054,031	2,085,540
	Cordillera Administrative Region	4,683	12,621,564	83,382,468	70,760,905
G451	Sale of motor vehicles	37	237,505	4,465,230	4,227,724
G452	Maintenance and repair of motor vehicles	130	18,458	111,684	93,226
G453	Sale of motor vehicle parts and accessories	188	235,362	851,522	616,160
G454	Sale, maintenance and repair of motorcycles and related parts and accessories	293	857,799	7,266,269	6,408,470
G461	Wholesale on a fee or contract basis	12	87,048	978,720	891,672
G462	Wholesale of agricultural raw materials and live animals	74	96,069	506,130	410,062
G463	Wholesale of food, beverages and tobacco	126	998,479	6,242,930	5,244,450
G464	Wholesale of household goods	144	567,817	1,794,190	1,226,373

Table 4.4 Number of Establishments and Gross Margin for Wholesale and Retail Trade; Repair of Motor Vehicles and Motorcycles
Establishments by Region and Industry Group: Philippines, 2018

(Values are in thousand PhP, except for number of establishments. Details may not add-up to total due to rounding and/or statistical disclosure control.)

Continued

2009 PSIC Code	Region / Industry Description	Number of Establishments	Gross Margin	Sale of Goods	Cost of Goods Sold
		(1)	(2)	(3)	(4)
G465	Wholesale of machinery, equipment and supplies	41	56,748	497,702	440,955
G466	Other specialized wholesale	97	203,578	854,264	650,686
G471	Retail sale in non-specialized stores	376	2,500,014	20,976,881	18,476,868
G472	Retail sale of food, beverages and tobacco in specialized stores	391	310,555	1,147,365	836,810
G473	Retail sale of automotive fuel in specialized stores	346	898,292	9,229,621	8,331,328
G474	Retail sale of information and communications equipment in specialized stores	312	1,401,792	6,198,096	4,796,304
G475	Retail sale of other household equipment in specialized stores	820	2,185,866	13,282,410	11,096,544
G476	Retail sale of cultural and recreation goods in specialized stores	110	216,275	1,711,051	1,494,776
G477	Retail sale of other goods in specialized stores	1,161	1,715,160	7,228,734	5,513,573
G479	Retail trade not in stores, stalls or markets	24	34,745	39,670	4,925
I - Ilocos Region		5,820	37,195,767	247,006,392	209,810,626
G451	Sale of motor vehicles	72	1,118,784	18,643,016	17,524,232
G452	Maintenance and repair of motor vehicles	159	57,706	535,924	478,217
G453	Sale of motor vehicle parts and accessories	354	619,172	2,279,335	1,660,163
G454	Sale, maintenance and repair of motorcycles and related parts and accessories	285	1,744,425	21,666,489	19,922,063
G462	Wholesale of agricultural raw materials and live animals	91	178,551	1,466,215	1,287,664
G463	Wholesale of food, beverages and tobacco	157	4,241,698	26,453,170	22,211,472
G464	Wholesale of household goods	273	1,114,154	6,004,986	4,890,832
G465	Wholesale of machinery, equipment and supplies	108	287,257	1,738,340	1,451,084
G466	Other specialized wholesale	244	1,040,209	8,672,179	7,631,969
G469	Non-specialized wholesale trade	5	95,263	265,158	169,895
G471	Retail sale in non-specialized stores	793	10,061,199	59,156,008	49,094,810
G472	Retail sale of food, beverages and tobacco in specialized stores	525	4,348,353	16,083,741	11,735,388
G473	Retail sale of automotive fuel in specialized stores	294	1,347,413	28,118,266	26,770,853

Table 4.4 Number of Establishments and Gross Margin for Wholesale and Retail Trade; Repair of Motor Vehicles and Motorcycles
Establishments by Region and Industry Group: Philippines, 2018*(Values are in thousand PhP, except for number of establishments. Details may not add-up to total due to rounding and/or statistical disclosure control.)**Continued*

2009 PSIC Code	Region / Industry Description	Number of Establishments	Gross Margin	Sale of Goods	Cost of Goods Sold
		(1)	(2)	(3)	(4)
G474	Retail sale of information and communications equipment in specialized stores	350	626,924	6,142,322	5,515,398
G475	Retail sale of other household equipment in specialized stores	815	3,734,284	18,289,145	14,554,861
G476	Retail sale of cultural and recreation goods in specialized stores	110	358,938	2,768,587	2,409,649
G477	Retail sale of other goods in specialized stores	1,173	6,212,582	28,578,387	22,365,805
G479	Retail trade not in stores, stalls or markets	10	8,854	145,124	136,270
	II - Cagayan Valley	5,470	23,446,193	161,500,617	138,054,424
G451	Sale of motor vehicles	68	269,145	6,840,009	6,570,864
G452	Maintenance and repair of motor vehicles	152	51,546	365,256	313,711
G453	Sale of motor vehicle parts and accessories	261	650,732	4,316,962	3,666,230
G454	Sale, maintenance and repair of motorcycles and related parts and accessories	365	683,649	5,455,004	4,771,355
G462	Wholesale of agricultural raw materials and live animals	162	2,064,284	18,719,477	16,655,193
G463	Wholesale of food, beverages and tobacco	87	1,962,338	16,728,528	14,766,190
G464	Wholesale of household goods	305	1,664,584	8,529,019	6,864,435
G465	Wholesale of machinery, equipment and supplies	69	643,997	3,704,682	3,060,686
G466	Other specialized wholesale	183	757,313	4,006,969	3,249,656
G471	Retail sale in non-specialized stores	337	3,251,668	21,631,421	18,379,753
G472	Retail sale of food, beverages and tobacco in specialized stores	669	1,109,643	3,931,200	2,821,557
G473	Retail sale of automotive fuel in specialized stores	358	1,110,925	12,886,206	11,775,281
G474	Retail sale of information and communications equipment in specialized stores	390	1,195,651	12,425,944	11,230,294
G475	Retail sale of other household equipment in specialized stores	705	3,619,881	19,824,004	16,204,123
G476	Retail sale of cultural and recreation goods in specialized stores	199	758,488	2,680,337	1,921,849
G477	Retail sale of other goods in specialized stores	1,151	3,648,320	19,448,619	15,800,299
G479	Retail trade not in stores, stalls or markets	9	4,030	6,979	2,950

Table 4.4 Number of Establishments and Gross Margin for Wholesale and Retail Trade; Repair of Motor Vehicles and Motorcycles
Establishments by Region and Industry Group: Philippines, 2018

(Values are in thousand PhP, except for number of establishments. Details may not add-up to total due to rounding and/or statistical disclosure control.)

Continued

2009 PSIC Code	Region / Industry Description	Number of Establishments	Gross Margin	Sale of Goods	Cost of Goods Sold
		(1)	(2)	(3)	(4)
III - Central Luzon		10,554	129,413,726	702,959,528	573,545,803
G452	Maintenance and repair of motor vehicles	233	147,826	519,469	371,643
G453	Sale of motor vehicle parts and accessories	331	942,775	16,662,868	15,720,093
G454	Sale, maintenance and repair of motorcycles and related parts and accessories	502	1,222,881	4,796,470	3,573,589
G461	Wholesale on a fee or contract basis	15	34,286	233,519	199,233
G462	Wholesale of agricultural raw materials and live animals	222	567,676	3,438,340	2,870,663
G463	Wholesale of food, beverages and tobacco	273	4,536,450	43,353,911	38,817,461
G464	Wholesale of household goods	466	14,242,944	59,150,268	44,907,324
G465	Wholesale of machinery, equipment and supplies	161	539,683	2,383,906	1,844,223
G466	Other specialized wholesale	362	14,701,106	59,882,792	45,181,686
G469	Non-specialized wholesale trade	5	12,972	85,168	72,195
G471	Retail sale in non-specialized stores	1,222	29,644,702	174,458,938	144,814,236
G472	Retail sale of food, beverages and tobacco in specialized stores	650	996,244	7,782,009	6,785,765
G473	Retail sale of automotive fuel in specialized stores	671	9,481,853	68,679,136	59,197,283
G474	Retail sale of information and communications equipment in specialized stores	183	1,750,941	5,296,276	3,545,335
G475	Retail sale of other household equipment in specialized stores	1,435	12,568,762	58,293,940	45,725,178
G476	Retail sale of cultural and recreation goods in specialized stores	259	1,226,098	3,753,408	2,527,310
G477	Retail sale of other goods in specialized stores	3,376	33,982,382	161,658,392	127,676,010
G479	Retail trade not in stores, stalls or markets	12	17,441	27,709	10,268
IVA - CALABARZON		12,537	153,225,499	1,212,010,886	1,058,785,386
G451	Sale of motor vehicles	105	3,600,509	47,154,288	43,553,779
G452	Maintenance and repair of motor vehicles	254	356,925	5,519,352	5,162,427
G453	Sale of motor vehicle parts and accessories	463	2,954,352	28,633,291	25,678,940

Table 4.4 Number of Establishments and Gross Margin for Wholesale and Retail Trade; Repair of Motor Vehicles and Motorcycles
Establishments by Region and Industry Group: Philippines, 2018

(Values are in thousand PhP, except for number of establishments. Details may not add-up to total due to rounding and/or statistical disclosure control.)

Continued

2009 PSIC Code	Region / Industry Description	Number of Establishments	Gross Margin	Sale of Goods	Cost of Goods Sold
		(1)	(2)	(3)	(4)
G454	Sale, maintenance and repair of motorcycles and related parts and accessories	665	14,167,089	189,003,496	174,836,408
G461	Wholesale on a fee or contract basis	48	-96,025	1,415,909	1,511,934
G462	Wholesale of agricultural raw materials and live animals	120	329,577	3,363,915	3,034,338
G463	Wholesale of food, beverages and tobacco	292	4,033,245	46,207,757	42,174,512
G464	Wholesale of household goods	349	4,426,447	40,864,623	36,438,176
G465	Wholesale of machinery, equipment and supplies	154	4,370,605	39,639,096	35,268,491
G466	Other specialized wholesale	356	5,273,777	36,041,671	30,767,894
G469	Non-specialized wholesale trade	9	115,672	1,453,019	1,337,347
G471	Retail sale in non-specialized stores	1,855	48,995,970	267,830,678	218,834,708
G472	Retail sale of food, beverages and tobacco in specialized stores	1,477	1,276,077	12,104,040	10,827,962
G473	Retail sale of automotive fuel in specialized stores	788	11,855,344	128,895,644	117,040,300
G474	Retail sale of information and communications equipment in specialized stores	341	10,101,188	94,650,639	84,549,451
G475	Retail sale of other household equipment in specialized stores	2,207	18,141,861	95,457,650	77,315,789
G476	Retail sale of cultural and recreation goods in specialized stores	317	2,359,771	7,308,668	4,948,896
G477	Retail sale of other goods in specialized stores	2,698	20,905,329	166,304,249	145,398,920
G479	Retail trade not in stores, stalls or markets	38	57,787	162,899	105,112
	MIMAROPA	4,931	18,086,833	120,407,621	102,320,788
G451	Sale of motor vehicles	16	123,057	2,105,741	1,982,684
G452	Maintenance and repair of motor vehicles	102	39,431	66,206	26,775
G453	Sale of motor vehicle parts and accessories	195	283,668	1,420,997	1,137,328
G454	Sale, maintenance and repair of motorcycles and related parts and accessories	609	1,388,666	14,000,788	12,612,122
G461	Wholesale on a fee or contract basis	S	S	S	S
G462	Wholesale of agricultural raw materials and live animals	121	613,565	2,244,438	1,630,874
G463	Wholesale of food, beverages and tobacco	123	1,794,607	13,870,987	12,076,380
G464	Wholesale of household goods	202	365,905	1,836,248	1,470,342

Table 4.4 Number of Establishments and Gross Margin for Wholesale and Retail Trade; Repair of Motor Vehicles and Motorcycles
Establishments by Region and Industry Group: Philippines, 2018

(Values are in thousand PhP, except for number of establishments. Details may not add-up to total due to rounding and/or statistical disclosure control.)

Continued

2009 PSIC Code	Region / Industry Description	Number of Establishments	Gross Margin	Sale of Goods	Cost of Goods Sold
		(1)	(2)	(3)	(4)
G465	Wholesale of machinery, equipment and supplies	77	614,056	3,894,970	3,280,914
G466	Other specialized wholesale	111	949,989	6,752,745	5,802,756
G471	Retail sale in non-specialized stores	422	1,532,588	13,783,200	12,250,613
G472	Retail sale of food, beverages and tobacco in specialized stores	296	283,501	1,237,921	954,419
G473	Retail sale of automotive fuel in specialized stores	307	1,120,578	12,719,244	11,598,666
G474	Retail sale of information and communications equipment in specialized stores	289	152,049	4,299,480	4,147,430
G475	Retail sale of other household equipment in specialized stores	631	2,509,323	14,040,467	11,531,144
G476	Retail sale of cultural and recreation goods in specialized stores	105	518,433	981,822	463,390
G477	Retail sale of other goods in specialized stores	1,313	5,720,000	26,770,136	21,050,136
G479	Retail trade not in stores, stalls or markets	S	S	S	S
V - Bicol Region		5,944	22,906,112	194,246,882	171,340,771
G451	Sale of motor vehicles	38	1,724,041	5,732,810	4,008,769
G452	Maintenance and repair of motor vehicles	185	328,066	1,660,048	1,331,981
G453	Sale of motor vehicle parts and accessories	195	356,782	4,106,143	3,749,361
G454	Sale, maintenance and repair of motorcycles and related parts and accessories	331	427,800	3,026,968	2,599,168
G461	Wholesale on a fee or contract basis	27	207,534	1,283,753	1,076,219
G462	Wholesale of agricultural raw materials and live animals	111	835,172	9,984,794	9,149,622
G463	Wholesale of food, beverages and tobacco	227	2,146,109	19,699,880	17,553,771
G464	Wholesale of household goods	282	2,130,943	11,456,816	9,325,873
G465	Wholesale of machinery, equipment and supplies	139	605,857	1,821,220	1,215,362
G466	Other specialized wholesale	137	971,989	6,474,889	5,502,900
G471	Retail sale in non-specialized stores	481	4,416,710	34,073,867	29,657,157
G472	Retail sale of food, beverages and tobacco in specialized stores	602	1,079,619	3,492,839	2,413,220
G473	Retail sale of automotive fuel in specialized stores	333	1,344,462	21,467,535	20,123,073

Table 4.4 Number of Establishments and Gross Margin for Wholesale and Retail Trade; Repair of Motor Vehicles and Motorcycles
Establishments by Region and Industry Group: Philippines, 2018*(Values are in thousand PhP, except for number of establishments. Details may not add-up to total due to rounding and/or statistical disclosure control.)**Continued*

2009 PSIC Code	Region / Industry Description	Number of Establishments	Gross Margin	Sale of Goods	Cost of Goods Sold
		(1)	(2)	(3)	(4)
G474	Retail sale of information and communications equipment in specialized stores	173	440,049	4,062,397	3,622,349
G475	Retail sale of other household equipment in specialized stores	810	2,364,407	18,559,160	16,194,753
G476	Retail sale of cultural and recreation goods in specialized stores	136	503,938	2,239,696	1,735,757
G477	Retail sale of other goods in specialized stores	1,719	3,010,580	45,078,212	42,067,632
G479	Retail trade not in stores, stalls or markets	17	12,053	25,857	13,803
	VI - Western Visayas	9,405	63,733,717	394,297,904	330,564,187
G451	Sale of motor vehicles	121	2,727,989	32,439,011	29,711,022
G452	Maintenance and repair of motor vehicles	193	82,005	850,908	768,903
G453	Sale of motor vehicle parts and accessories	216	738,734	2,802,157	2,063,423
G454	Sale, maintenance and repair of motorcycles and related parts and accessories	910	1,965,065	20,153,208	18,188,143
G461	Wholesale on a fee or contract basis	21	107,230	514,947	407,717
G462	Wholesale of agricultural raw materials and live animals	148	256,078	3,536,972	3,280,894
G463	Wholesale of food, beverages and tobacco	227	9,720,466	64,687,530	54,967,063
G464	Wholesale of household goods	350	5,548,175	21,472,407	15,924,232
G465	Wholesale of machinery, equipment and supplies	79	644,745	2,027,176	1,382,431
G466	Other specialized wholesale	207	5,493,679	31,545,679	26,052,000
G471	Retail sale in non-specialized stores	933	11,445,983	69,319,095	57,873,112
G472	Retail sale of food, beverages and tobacco in specialized stores	671	2,653,241	9,591,289	6,938,048
G473	Retail sale of automotive fuel in specialized stores	426	1,837,609	27,110,001	25,272,392
G474	Retail sale of information and communications equipment in specialized stores	517	2,625,688	19,065,513	16,439,825
G475	Retail sale of other household equipment in specialized stores	1,109	5,111,690	26,996,445	21,884,755
G476	Retail sale of cultural and recreation goods in specialized stores	274	660,300	2,625,459	1,965,159
G477	Retail sale of other goods in specialized stores	2,965	12,095,570	59,524,446	47,428,876
G479	Retail trade not in stores, stalls or markets	38	19,472	35,664	16,193

Table 4.4 Number of Establishments and Gross Margin for Wholesale and Retail Trade; Repair of Motor Vehicles and Motorcycles
Establishments by Region and Industry Group: Philippines, 2018*(Values are in thousand PhP, except for number of establishments. Details may not add-up to total due to rounding and/or statistical disclosure control.)**Continued*

2009 PSIC Code	Region / Industry Description	Number of Establishments	Gross Margin	Sale of Goods	Cost of Goods Sold
		(1)	(2)	(3)	(4)
VII - Central Visayas		11,642	86,149,184	496,774,837	410,625,653
G451	Sale of motor vehicles	206	2,665,110	38,060,072	35,394,963
G452	Maintenance and repair of motor vehicles	272	90,903	545,714	454,811
G453	Sale of motor vehicle parts and accessories	408	1,375,357	9,934,243	8,558,886
G454	Sale, maintenance and repair of motorcycles and related parts and accessories	486	3,016,762	16,298,584	13,281,822
G461	Wholesale on a fee or contract basis	38	529,124	4,273,139	3,744,016
G462	Wholesale of agricultural raw materials and live animals	118	261,090	4,580,153	4,319,063
G463	Wholesale of food, beverages and tobacco	233	10,037,237	40,246,398	30,209,161
G464	Wholesale of household goods	494	3,197,253	24,960,664	21,763,411
G465	Wholesale of machinery, equipment and supplies	216	2,656,131	12,123,944	9,467,813
G466	Other specialized wholesale	362	4,052,517	29,250,170	25,197,653
G469	Non-specialized wholesale trade	8	226,924	976,443	749,519
G471	Retail sale in non-specialized stores	1,032	15,525,298	78,841,611	63,316,312
G472	Retail sale of food, beverages and tobacco in specialized stores	1,386	2,934,227	17,717,248	14,783,022
G473	Retail sale of automotive fuel in specialized stores	419	1,709,737	27,998,015	26,288,278
G474	Retail sale of information and communications equipment in specialized stores	461	6,368,352	24,411,090	18,042,738
G475	Retail sale of other household equipment in specialized stores	1,676	14,020,760	61,730,747	47,709,987
G476	Retail sale of cultural and recreation goods in specialized stores	217	1,866,720	5,234,611	3,367,892
G477	Retail sale of other goods in specialized stores	3,571	15,455,115	99,091,513	83,636,397
G479	Retail trade not in stores, stalls or markets	41	160,568	500,477	339,909
VIII - Eastern Visayas		6,429	25,561,157	192,185,982	166,624,825
G451	Sale of motor vehicles	70	900,993	8,982,369	8,081,376
G452	Maintenance and repair of motor vehicles	147	-15,933	130,993	146,926
G453	Sale of motor vehicle parts and accessories	221	508,586	4,417,808	3,909,222

Table 4.4 Number of Establishments and Gross Margin for Wholesale and Retail Trade; Repair of Motor Vehicles and Motorcycles
Establishments by Region and Industry Group: Philippines, 2018*(Values are in thousand PhP, except for number of establishments. Details may not add-up to total due to rounding and/or statistical disclosure control.)**Continued*

2009 PSIC Code	Region / Industry Description	Number of Establishments	Gross Margin	Sale of Goods	Cost of Goods Sold
		(1)	(2)	(3)	(4)
G454	Sale, maintenance and repair of motorcycles and related parts and accessories	352	581,485	3,223,131	2,641,645
G461	Wholesale on a fee or contract basis	9	191	924	733
G462	Wholesale of agricultural raw materials and live animals	123	460,003	3,519,873	3,059,870
G463	Wholesale of food, beverages and tobacco	182	1,924,803	15,467,251	13,542,448
G464	Wholesale of household goods	213	939,667	6,883,479	5,943,812
G465	Wholesale of machinery, equipment and supplies	82	590,508	2,748,915	2,158,407
G466	Other specialized wholesale	171	2,244,080	8,409,962	6,165,882
G471	Retail sale in non-specialized stores	448	2,686,159	17,114,645	14,428,486
G472	Retail sale of food, beverages and tobacco in specialized stores	827	923,361	3,330,192	2,406,831
G473	Retail sale of automotive fuel in specialized stores	402	6,065,959	65,899,679	59,833,720
G474	Retail sale of information and communications equipment in specialized stores	394	1,346,257	7,865,650	6,519,393
G475	Retail sale of other household equipment in specialized stores	896	3,018,849	16,734,769	13,715,920
G476	Retail sale of cultural and recreation goods in specialized stores	249	376,616	1,593,022	1,216,406
G477	Retail sale of other goods in specialized stores	1,643	3,009,573	25,863,321	22,853,748
IX - Zamboanga Peninsula		7,248	27,117,167	172,855,086	145,737,919
G451	Sale of motor vehicles	84	266,592	2,496,366	2,229,774
G452	Maintenance and repair of motor vehicles	76	26,493	183,665	157,172
G453	Sale of motor vehicle parts and accessories	138	137,054	661,284	524,230
G454	Sale, maintenance and repair of motorcycles and related parts and accessories	646	2,191,982	15,295,509	13,103,527
G461	Wholesale on a fee or contract basis	32	75,587	550,868	475,281
G462	Wholesale of agricultural raw materials and live animals	228	2,334,791	7,582,922	5,248,131
G463	Wholesale of food, beverages and tobacco	243	1,503,410	17,657,292	16,153,882
G464	Wholesale of household goods	158	1,749,664	8,680,055	6,930,391
G465	Wholesale of machinery, equipment and supplies	98	146,418	1,214,275	1,067,857
G466	Other specialized wholesale	195	1,655,741	4,712,926	3,057,184

Table 4.4 Number of Establishments and Gross Margin for Wholesale and Retail Trade; Repair of Motor Vehicles and Motorcycles
Establishments by Region and Industry Group: Philippines, 2018*(Values are in thousand PhP, except for number of establishments. Details may not add-up to total due to rounding and/or statistical disclosure control.)**Continued*

2009 PSIC Code	Region / Industry Description	Number of Establishments	Gross Margin	Sale of Goods	Cost of Goods Sold
		(1)	(2)	(3)	(4)
G471	Retail sale in non-specialized stores	913	2,194,521	16,934,325	14,739,804
G472	Retail sale of food, beverages and tobacco in specialized stores	662	4,675,137	12,783,323	8,108,186
G473	Retail sale of automotive fuel in specialized stores	359	992,072	19,473,291	18,481,218
G474	Retail sale of information and communications equipment in specialized stores	267	642,379	5,134,442	4,492,063
G475	Retail sale of other household equipment in specialized stores	765	2,019,770	10,872,822	8,853,052
G476	Retail sale of cultural and recreation goods in specialized stores	113	145,473	449,254	303,781
G477	Retail sale of other goods in specialized stores	2,263	6,355,154	48,161,133	41,805,979
G479	Retail trade not in stores, stalls or markets	9	4,928	11,335	6,407
	X - Northern Mindanao	8,063	142,815,700	516,729,914	373,914,214
G451	Sale of motor vehicles	101	1,918,522	16,526,242	14,607,720
G452	Maintenance and repair of motor vehicles	176	122,642	687,867	565,225
G453	Sale of motor vehicle parts and accessories	274	1,797,190	10,106,236	8,309,046
G454	Sale, maintenance and repair of motorcycles and related parts and accessories	732	1,177,388	5,907,478	4,730,090
G461	Wholesale on a fee or contract basis	15	80,043	569,804	489,761
G462	Wholesale of agricultural raw materials and live animals	123	6,040,570	21,425,232	15,384,662
G463	Wholesale of food, beverages and tobacco	208	3,176,261	28,318,321	25,142,060
G464	Wholesale of household goods	253	1,935,657	15,789,908	13,854,251
G465	Wholesale of machinery, equipment and supplies	107	651,170	2,740,318	2,089,148
G466	Other specialized wholesale	162	12,615,491	67,688,945	55,073,454
G469	Non-specialized wholesale trade	30	536,537	5,239,786	4,703,249
G471	Retail sale in non-specialized stores	935	15,291,338	66,623,806	51,332,467
G472	Retail sale of food, beverages and tobacco in specialized stores	775	2,144,606	7,514,075	5,369,468
G473	Retail sale of automotive fuel in specialized stores	497	3,156,351	49,957,850	46,801,498
G474	Retail sale of information and communications equipment in specialized stores	569	2,596,314	59,930,515	57,334,202

Table 4.4 Number of Establishments and Gross Margin for Wholesale and Retail Trade; Repair of Motor Vehicles and Motorcycles
Establishments by Region and Industry Group: Philippines, 2018

(Values are in thousand PhP, except for number of establishments. Details may not add-up to total due to rounding and/or statistical disclosure control.)

Continued

2009 PSIC Code	Region / Industry Description	Number of Establishments	Gross Margin	Sale of Goods	Cost of Goods Sold
		(1)	(2)	(3)	(4)
G475	Retail sale of other household equipment in specialized stores	622	6,384,070	32,113,684	25,729,615
G476	Retail sale of cultural and recreation goods in specialized stores	147	896,344	3,708,508	2,812,164
G477	Retail sale of other goods in specialized stores	2,328	82,289,414	121,867,379	39,577,965
G479	Retail trade not in stores, stalls or markets	9	5,793	13,958	8,166
XI - Davao Region		8,425	67,442,237	467,330,652	399,888,414
G451	Sale of motor vehicles	118	1,890,691	22,648,441	20,757,750
G452	Maintenance and repair of motor vehicles	225	191,551	895,541	703,990
G453	Sale of motor vehicle parts and accessories	357	1,080,092	7,174,111	6,094,019
G454	Sale, maintenance and repair of motorcycles and related parts and accessories	579	2,975,922	40,470,730	37,494,808
G461	Wholesale on a fee or contract basis	74	739,602	4,604,266	3,864,664
G462	Wholesale of agricultural raw materials and live animals	157	1,701,163	6,339,800	4,638,637
G463	Wholesale of food, beverages and tobacco	238	5,559,056	25,516,849	19,957,793
G464	Wholesale of household goods	332	3,539,827	24,670,006	21,130,179
G465	Wholesale of machinery, equipment and supplies	82	4,640,967	34,305,898	29,664,931
G466	Other specialized wholesale	266	8,243,358	71,775,035	63,531,678
G469	Non-specialized wholesale trade	9	5,975	61,241	55,266
G471	Retail sale in non-specialized stores	628	18,085,879	93,828,058	75,742,179
G472	Retail sale of food, beverages and tobacco in specialized stores	561	786,019	3,022,052	2,236,033
G473	Retail sale of automotive fuel in specialized stores	464	2,309,588	39,503,033	37,193,445
G474	Retail sale of information and communications equipment in specialized stores	558	1,379,076	10,907,426	9,528,350
G475	Retail sale of other household equipment in specialized stores	584	6,336,185	41,045,320	34,709,134
G476	Retail sale of cultural and recreation goods in specialized stores	181	692,165	2,339,601	1,647,436
G477	Retail sale of other goods in specialized stores	2,994	7,189,692	37,973,604	30,783,912
G479	Retail trade not in stores, stalls or markets	21	95,430	249,640	154,210

Table 4.4 Number of Establishments and Gross Margin for Wholesale and Retail Trade; Repair of Motor Vehicles and Motorcycles
Establishments by Region and Industry Group: Philippines, 2018

(Values are in thousand PhP, except for number of establishments. Details may not add-up to total due to rounding and/or statistical disclosure control.)

Continued

2009 PSIC Code	Region / Industry Description	Number of Establishments	Gross Margin	Sale of Goods	Cost of Goods Sold
		(1)	(2)	(3)	(4)
XII - SOCCSKSARGEN		7,783	31,414,124	215,423,648	184,009,525
G451	Sale of motor vehicles	68	304,510	5,353,438	5,048,928
G452	Maintenance and repair of motor vehicles	221	66,405	107,661	41,256
G453	Sale of motor vehicle parts and accessories	305	813,849	6,365,431	5,551,581
G454	Sale, maintenance and repair of motorcycles and related parts and accessories	460	882,896	9,641,821	8,758,925
G461	Wholesale on a fee or contract basis	53	111,868	626,198	514,330
G462	Wholesale of agricultural raw materials and live animals	192	864,304	4,616,387	3,752,083
G463	Wholesale of food, beverages and tobacco	179	1,019,350	15,227,158	14,207,807
G464	Wholesale of household goods	251	779,716	10,761,952	9,982,235
G465	Wholesale of machinery, equipment and supplies	113	318,617	3,445,764	3,127,147
G466	Other specialized wholesale	130	624,178	5,177,750	4,553,572
G471	Retail sale in non-specialized stores	652	4,492,717	24,159,145	19,666,428
G472	Retail sale of food, beverages and tobacco in specialized stores	778	7,641,093	22,696,111	15,055,018
G473	Retail sale of automotive fuel in specialized stores	447	1,270,142	24,458,930	23,188,788
G474	Retail sale of information and communications equipment in specialized stores	834	1,477,628	6,019,210	4,541,582
G475	Retail sale of other household equipment in specialized stores	1,031	5,289,685	31,065,941	25,776,256
G476	Retail sale of cultural and recreation goods in specialized stores	248	652,255	3,121,906	2,469,652
G477	Retail sale of other goods in specialized stores	1,804	4,783,200	42,542,644	37,759,444
G479	Retail trade not in stores, stalls or markets	15	21,709	36,200	14,492
XIII - Caraga		5,390	36,693,454	153,358,599	116,665,145
G451	Sale of motor vehicles	27	325,317	3,027,005	2,701,688
G452	Maintenance and repair of motor vehicles	80	-211,257	241,989	453,246
G453	Sale of motor vehicle parts and accessories	138	291,381	1,400,852	1,109,472
G454	Sale, maintenance and repair of motorcycles and related parts and accessories	586	1,955,352	29,147,814	27,192,461

Table 4.4 Number of Establishments and Gross Margin for Wholesale and Retail Trade; Repair of Motor Vehicles and Motorcycles
Establishments by Region and Industry Group: Philippines, 2018*(Values are in thousand PhP, except for number of establishments. Details may not add-up to total due to rounding and/or statistical disclosure control.)**Continued*

2009 PSIC Code	Region / Industry Description	Number of Establishments	Gross Margin	Sale of Goods	Cost of Goods Sold
		(1)	(2)	(3)	(4)
G461	Wholesale on a fee or contract basis	S	S	S	S
G462	Wholesale of agricultural raw materials and live animals	158	720,079	4,365,390	3,645,312
G463	Wholesale of food, beverages and tobacco	100	1,730,097	10,208,976	8,478,879
G464	Wholesale of household goods	133	313,961	3,236,113	2,922,152
G465	Wholesale of machinery, equipment and supplies	75	453,281	1,067,082	613,801
G466	Other specialized wholesale	107	794,850	4,414,912	3,620,063
G471	Retail sale in non-specialized stores	847	2,096,452	21,457,615	19,361,163
G472	Retail sale of food, beverages and tobacco in specialized stores	448	8,665,930	12,765,514	4,099,585
G473	Retail sale of automotive fuel in specialized stores	253	2,167,198	14,737,366	12,570,168
G474	Retail sale of information and communications equipment in specialized stores	304	894,738	5,988,873	5,094,135
G475	Retail sale of other household equipment in specialized stores	475	2,709,281	10,305,350	7,596,069
G476	Retail sale of cultural and recreation goods in specialized stores	140	123,925	456,891	332,966
G477	Retail sale of other goods in specialized stores	1,508	13,462,553	29,952,808	16,490,256
G479	Retail trade not in stores, stalls or markets	S	S	S	S
	Autonomous Region in Muslim Mindanao	1,984	3,778,922	8,838,780	5,059,859
G451	Sale of motor vehicles	11	1,797	2,198	401
G453	Sale of motor vehicle parts and accessories	106	16,606	25,716	9,110
G454	Sale, maintenance and repair of motorcycles and related parts and accessories	144	66,100	115,037	48,937
G462	Wholesale of agricultural raw materials and live animals	64	37,632	72,398	34,765
G463	Wholesale of food, beverages and tobacco	51	162,024	1,982,700	1,820,677
G464	Wholesale of household goods	22	11,196	13,193	1,997
G465	Wholesale of machinery, equipment and supplies	19	23,490	39,278	15,788
G466	Other specialized wholesale	39	13,309	216,556	203,247
G471	Retail sale in non-specialized stores	260	291,615	635,003	343,387
G472	Retail sale of food, beverages and tobacco in specialized stores	134	17,476	81,368	63,891

Table 4.4 Number of Establishments and Gross Margin for Wholesale and Retail Trade; Repair of Motor Vehicles and Motorcycles
Establishments by Region and Industry Group: Philippines, 2018

(Values are in thousand PhP, except for number of establishments. Details may not add-up to total due to rounding and/or statistical disclosure control.)

2009 PSIC Code	Region / Industry Description	Number of Establishments	Gross Margin	Sale of Goods	Cost of Goods Sold
		(1)	(2)	(3)	(4)
G473	Retail sale of food, beverages and tobacco in specialized stores	91	2,381,359	2,801,288	419,929
G474	Retail sale of information and communications equipment in specialized stores	71	21,645	50,979	29,335
G475	Retail sale of other household equipment in specialized stores	60	266,644	412,198	145,555
G476	Retail sale of cultural and recreation goods in specialized stores	30	2,116	5,646	3,530
G477	Retail sale of other goods in specialized stores	871	462,343	2,378,994	1,916,652
G479	Retail trade not in stores, stalls or markets	11	3,568	6,227	2,660

Note: “–” – Zero Value

S – Suppressed Data

Source: Philippine Statistics Authority, 2018 Census of Philippine Business and Industry

Table 5 Number of Establishments and Expense by Type for Wholesale and Retail Trade; Repair of Motor Vehicles and Motorcycles
Establishments by Region and Industry Group: Philippines, 2018

(Values are in thousand PhP, except for number of establishments. Details may not add-up to total due to rounding and/or statistical disclosure control.)

2009 PSIC Code	Region / Industry Description	Number of Establishments	Expense			
			Total	Cost of Goods Sold	Total Compensation (Excluding R&D Personnel)	Total Compensati on of R&D Personnel
		(1)	(2)	(3)	(4)	(5)
	Philippines	137,674	8,006,385,886	6,838,708,874	290,274,541	421,420
G451	Sale of motor vehicles	1,595	473,403,709	430,719,360	10,627,980	16,943
G452	Maintenance and repair of motor vehicles	2,991	25,639,973	16,667,372	2,459,237	15,436
G453	Sale of motor vehicle parts and accessories	4,837	148,136,971	128,284,863	7,049,600	-
G454	Sale, maintenance and repair of motorcycles and related parts and accessories	8,501	411,751,182	363,090,228	17,178,760	-
G461	Wholesale on a fee or contract basis	518	43,158,459	28,571,672	2,350,770	447
G462	Wholesale of agricultural raw materials and live animals	2,430	115,747,493	104,828,399	2,642,098	3,222
G463	Wholesale of food, beverages and tobacco	3,508	630,586,892	548,582,867	15,905,041	4,731
G464	Wholesale of household goods	6,370	605,003,620	478,251,173	32,800,931	35,415
G465	Wholesale of machinery, equipment and supplies	2,810	343,303,281	280,160,357	17,738,237	324,814
G466	Other specialized wholesale	4,173	705,847,327	622,313,485	15,611,323	12,883
G469	Non-specialized wholesale trade	93	11,653,368	10,094,183	358,467	579
G471	Retail sale in non-specialized stores	13,478	1,290,853,227	1,086,257,730	38,457,345	799
G472	Retail sale of food, beverages and tobacco in specialized stores	11,793	205,844,578	160,322,004	7,794,119	436
G473	Retail sale of automotive fuel in specialized stores	7,074	697,659,847	663,008,883	11,034,497	-
G474	Retail sale of information and communications equipment in specialized stores	6,782	352,181,754	317,403,624	8,200,154	-
G475	Retail sale of other household equipment in specialized stores	17,389	620,271,466	516,958,197	28,319,716	1,426
G476	Retail sale of cultural and recreation goods in specialized stores	3,374	66,462,778	49,260,003	5,022,879	685
G477	Retail sale of other goods in specialized stores	39,585	1,253,142,018	1,030,926,773	65,780,133	3,161
G479	Retail trade not in stores, stalls or markets	373	5,737,942	3,007,700	943,253	442
	National Capital Region	21,366	2,912,601,648	2,381,000,431	121,446,592	372,939
G451	Sale of motor vehicles	279	226,319,053	204,611,378	4,695,338	2,016
G452	Maintenance and repair of motor vehicles	387	9,037,678	5,597,862	783,271	-

Continued

Table 5 Number of Establishments and Expense by Type for Wholesale and Retail Trade; Repair of Motor Vehicles and Motorcycles
Establishments by Region and Industry Group: Philippines, 2018

(Values are in thousand PhP, except for number of establishments. Details may not add-up to total due to rounding and/or statistical disclosure control.)

Continued

2009 PSIC Code	Region / Industry Description	Number of Establishments	Expense			
			Total	Cost of Goods Sold	Total Compensation (Excluding R&D Personnel)	Total Compensati on of R&D Personnel
		(1)	(2)	(3)	(4)	(5)
G453	Sale of motor vehicle parts and accessories	688	48,582,031	39,927,599	2,949,783	-
G454	Sale, maintenance and repair of motorcycles and related parts and accessories	556	15,854,528	12,926,695	830,193	-
G461	Wholesale on a fee or contract basis	170	22,659,914	14,814,361	1,347,849	34
G462	Wholesale of agricultural raw materials and live animals	217	28,834,500	26,426,566	615,418	-
G463	Wholesale of food, beverages and tobacco	563	249,819,391	211,258,861	6,288,607	1,331
G464	Wholesale of household goods	2,144	369,897,039	274,675,160	23,543,573	32,226
G465	Wholesale of machinery, equipment and supplies	1,189	228,303,373	184,011,320	13,538,577	322,713
G466	Other specialized wholesale	1,043	385,099,872	336,071,204	9,503,737	11,628
G469	Non-specialized wholesale trade	28	3,720,685	3,006,711	205,087	579
G471	Retail sale in non-specialized stores	1,344	337,838,916	277,946,247	10,154,787	-
G472	Retail sale of food, beverages and tobacco in specialized stores	941	84,464,533	64,886,799	1,761,628	-
G473	Retail sale of automotive fuel in specialized stores	619	167,604,878	158,122,663	2,726,908	-
G474	Retail sale of information and communications equipment in specialized stores	770	90,692,220	77,975,440	2,870,283	-
G475	Retail sale of other household equipment in specialized stores	2,746	172,377,019	138,215,464	8,300,025	-
G476	Retail sale of cultural and recreation goods in specialized stores	539	27,924,186	19,639,391	2,481,184	-
G477	Retail sale of other goods in specialized stores	7,048	439,190,903	328,801,169	28,040,893	2,413
G479	Retail trade not in stores, stalls or markets	96	4,380,929	2,085,540	809,453	-
	Cordillera Administrative Region	4,683	81,863,649	70,760,905	4,231,713	-
G451	Sale of motor vehicles	37	4,460,096	4,227,724	87,771	-
G452	Maintenance and repair of motor vehicles	130	507,716	93,226	124,315	-
G453	Sale of motor vehicle parts and accessories	188	781,764	616,160	78,055	-
G454	Sale, maintenance and repair of motorcycles and related parts and accessories	293	6,923,951	6,408,470	259,663	-

Table 5 Number of Establishments and Expense by Type for Wholesale and Retail Trade; Repair of Motor Vehicles and Motorcycles
Establishments by Region and Industry Group: Philippines, 2018

(Values are in thousand PhP, except for number of establishments. Details may not add-up to total due to rounding and/or statistical disclosure control.)

Continued

2009 PSIC Code	Region / Industry Description	Number of Establishments	Expense			
			Total	Cost of Goods Sold	Total Compensation (Excluding R&D Personnel)	Total Compensati on of R&D Personnel
		(1)	(2)	(3)	(4)	(5)
G461	Wholesale on a fee or contract basis	12	1,041,229	891,672	21,902	-
G462	Wholesale of agricultural raw materials and live animals	74	476,968	410,062	14,490	-
G463	Wholesale of food, beverages and tobacco	126	6,164,548	5,244,450	479,440	-
G464	Wholesale of household goods	144	1,807,785	1,226,373	235,541	-
G465	Wholesale of machinery, equipment and supplies	41	494,221	440,955	21,660	-
G466	Other specialized wholesale	97	847,656	650,686	71,284	-
G471	Retail sale in non-specialized stores	376	20,587,587	18,476,868	706,639	-
G472	Retail sale of food, beverages and tobacco in specialized stores	391	1,145,989	836,810	153,016	-
G473	Retail sale of automotive fuel in specialized stores	346	9,041,601	8,331,328	311,214	-
G474	Retail sale of information and communications equipment in specialized stores	312	5,758,219	4,796,304	345,860	-
G475	Retail sale of other household equipment in specialized stores	820	13,243,811	11,096,544	787,381	-
G476	Retail sale of cultural and recreation goods in specialized stores	110	1,699,475	1,494,776	57,553	-
G477	Retail sale of other goods in specialized stores	1,161	6,841,551	5,513,573	467,730	-
G479	Retail trade not in stores, stalls or markets	24	39,480	4,925	8,200	-
I – Ilocos Region		5,820	240,246,838	209,810,626	6,995,547	180
G451	Sale of motor vehicles	72	18,600,950	17,524,232	546,420	-
G452	Maintenance and repair of motor vehicles	159	634,814	478,217	72,995	-
G453	Sale of motor vehicle parts and accessories	354	2,004,284	1,660,163	132,530	-
G454	Sale, maintenance and repair of motorcycles and related parts and accessories	285	21,791,370	19,922,063	489,533	-
G462	Wholesale of agricultural raw materials and live animals	91	1,540,440	1,287,664	61,798	180
G463	Wholesale of food, beverages and tobacco	157	25,511,932	22,211,472	551,929	-
G464	Wholesale of household goods	273	5,646,698	4,890,832	260,582	-

Table 5 Number of Establishments and Expense by Type for Wholesale and Retail Trade; Repair of Motor Vehicles and Motorcycles
Establishments by Region and Industry Group: Philippines, 2018

(Values are in thousand PhP, except for number of establishments. Details may not add-up to total due to rounding and/or statistical disclosure control.)

Continued

2009 PSIC Code	Region / Industry Description	Number of Establishments	Expense			
			Total	Cost of Goods Sold	Total Compensation (Excluding R&D Personnel)	Total Compensation of R&D Personnel
		(1)	(2)	(3)	(4)	(5)
G465	Wholesale of machinery, equipment and supplies	108	1,682,657	1,451,084	90,873	-
G466	Other specialized wholesale	244	8,353,013	7,631,969	185,365	-
G469	Non-specialized wholesale trade	5	232,656	169,895	6,797	-
G471	Retail sale in non-specialized stores	793	58,384,184	49,094,810	1,186,953	-
G472	Retail sale of food, beverages and tobacco in specialized stores	525	14,163,771	11,735,388	528,096	-
G473	Retail sale of automotive fuel in specialized stores	294	27,988,484	26,770,853	448,515	-
G474	Retail sale of information and communications equipment in specialized stores	350	5,847,008	5,515,398	107,626	-
G475	Retail sale of other household equipment in specialized stores	815	17,347,877	14,554,861	923,671	-
G476	Retail sale of cultural and recreation goods in specialized stores	110	2,732,863	2,409,649	93,757	-
G477	Retail sale of other goods in specialized stores	1,173	27,640,289	22,365,805	1,303,825	-
G479	Retail trade not in stores, stalls or markets	10	143,547	136,270	4,282	-
II - Cagayan Valley		5,470	157,115,470	138,054,424	5,128,192	1,062
G451	Sale of motor vehicles	68	6,938,275	6,570,864	142,389	-
G452	Maintenance and repair of motor vehicles	152	506,576	313,711	75,895	-
G453	Sale of motor vehicle parts and accessories	261	4,104,184	3,666,230	160,086	-
G454	Sale, maintenance and repair of motorcycles and related parts and accessories	365	5,862,888	4,771,355	327,732	-
G462	Wholesale of agricultural raw materials and live animals	162	18,479,737	16,655,193	181,403	-
G463	Wholesale of food, beverages and tobacco	87	16,017,248	14,766,190	461,347	-
G464	Wholesale of household goods	305	8,179,399	6,864,435	317,362	-
G465	Wholesale of machinery, equipment and supplies	69	3,484,149	3,060,686	153,184	-
G466	Other specialized wholesale	183	3,946,485	3,249,656	147,754	-
G471	Retail sale in non-specialized stores	337	21,140,331	18,379,753	790,387	-
G472	Retail sale of food, beverages and tobacco in specialized stores	669	3,673,876	2,821,557	264,182	-

Table 5 Number of Establishments and Expense by Type for Wholesale and Retail Trade; Repair of Motor Vehicles and Motorcycles
Establishments by Region and Industry Group: Philippines, 2018

(Values are in thousand PhP, except for number of establishments. Details may not add-up to total due to rounding and/or statistical disclosure control.)

Continued

2009 PSIC Code	Region / Industry Description	Number of Establishments	Expense			
			Total	Cost of Goods Sold	Total Compensation (Excluding R&D Personnel)	Total Compensati on of R&D Personnel
		(1)	(2)	(3)	(4)	(5)
G473	Retail sale of automotive fuel in specialized stores	358	12,623,748	11,775,281	300,073	-
G474	Retail sale of information and communications equipment in specialized stores	390	12,242,568	11,230,294	166,621	-
G475	Retail sale of other household equipment in specialized stores	705	19,353,338	16,204,123	756,766	1,062
G476	Retail sale of cultural and recreation goods in specialized stores	199	2,537,824	1,921,849	160,894	-
G477	Retail sale of other goods in specialized stores	1,151	18,019,288	15,800,299	720,783	-
G479	Retail trade not in stores, stalls or markets	9	5,554	2,950	1,336	-
	III - Central Luzon	10,554	662,059,323	573,545,803	21,524,262	1,095
G451	Sale of motor vehicles	176	32,592,366	29,706,307	767,061	-
G452	Maintenance and repair of motor vehicles	233	761,737	371,643	160,970	-
G453	Sale of motor vehicle parts and accessories	331	16,688,885	15,720,093	308,536	-
G454	Sale, maintenance and repair of motorcycles and related parts and accessories	502	4,430,194	3,573,589	514,454	-
G461	Wholesale on a fee or contract basis	15	935,070	199,233	51,127	-
G462	Wholesale of agricultural raw materials and live animals	222	3,240,435	2,870,663	135,804	-
G463	Wholesale of food, beverages and tobacco	273	42,597,331	38,817,461	1,393,632	-
G464	Wholesale of household goods	466	55,354,612	44,907,324	2,583,455	296
G465	Wholesale of machinery, equipment and supplies	161	2,238,678	1,844,223	194,315	-
G466	Other specialized wholesale	362	50,824,711	45,181,686	648,383	-
G469	Non-specialized wholesale trade	5	85,015	72,195	7,606	-
G471	Retail sale in non-specialized stores	1,222	167,589,524	144,814,236	4,014,587	799
G472	Retail sale of food, beverages and tobacco in specialized stores	650	7,598,433	6,785,765	300,730	-
G473	Retail sale of automotive fuel in specialized stores	671	62,205,553	59,197,283	1,245,301	-
G474	Retail sale of information and communications equipment in specialized stores	183	6,219,670	3,545,335	1,315,243	-

Table 5 Number of Establishments and Expense by Type for Wholesale and Retail Trade; Repair of Motor Vehicles and Motorcycles
Establishments by Region and Industry Group: Philippines, 2018

(Values are in thousand PhP, except for number of establishments. Details may not add-up to total due to rounding and/or statistical disclosure control.)

Continued

2009 PSIC Code	Region / Industry Description	Number of Establishments	Expense			
			Total	Cost of Goods Sold	Total Compensation (Excluding R&D Personnel)	Total Compensati on of R&D Personnel
		(1)	(2)	(3)	(4)	(5)
G475	Retail sale of other household equipment in specialized stores	1,435	55,290,988	45,725,178	2,359,572	-
G476	Retail sale of cultural and recreation goods in specialized stores	259	3,362,655	2,527,310	247,524	-
G477	Retail sale of other goods in specialized stores	3,376	150,013,589	127,676,010	5,270,706	-
G479	Retail trade not in stores, stalls or markets	12	29,876	10,268	5,255	-
	IVA - CALABARZON	12,537	1,206,411,042	1,058,785,386	35,595,171	29,936
G451	Sale of motor vehicles	105	48,304,478	43,553,779	1,084,757	11,623
G452	Maintenance and repair of motor vehicles	254	6,106,761	5,162,427	227,048	13,104
G453	Sale of motor vehicle parts and accessories	463	28,177,580	25,678,940	1,250,434	-
G454	Sale, maintenance and repair of motorcycles and related parts and accessories	665	201,148,428	174,836,408	8,119,800	-
G461	Wholesale on a fee or contract basis	48	2,495,193	1,511,934	201,714	414
G462	Wholesale of agricultural raw materials and live animals	120	3,343,781	3,034,338	121,720	-
G463	Wholesale of food, beverages and tobacco	292	46,965,831	42,174,512	1,041,178	-
G464	Wholesale of household goods	349	41,472,650	36,438,176	1,471,522	2,473
G465	Wholesale of machinery, equipment and supplies	154	40,151,639	35,268,491	1,271,493	2,101
G466	Other specialized wholesale	356	35,258,515	30,767,894	1,151,527	-
G469	Non-specialized wholesale trade	9	1,422,255	1,337,347	5,779	-
G471	Retail sale in non-specialized stores	1,855	263,560,781	218,834,708	7,023,882	-
G472	Retail sale of food, beverages and tobacco in specialized stores	1,477	12,036,122	10,827,962	724,850	-
G473	Retail sale of automotive fuel in specialized stores	788	122,886,332	117,040,300	1,939,034	-
G474	Retail sale of information and communications equipment in specialized stores	341	92,462,467	84,549,451	621,789	-
G475	Retail sale of other household equipment in specialized stores	2,207	93,003,720	77,315,789	3,653,007	221
G476	Retail sale of cultural and recreation goods in specialized stores	317	6,841,497	4,948,896	499,062	-

Table 5 Number of Establishments and Expense by Type for Wholesale and Retail Trade; Repair of Motor Vehicles and Motorcycles
Establishments by Region and Industry Group: Philippines, 2018

(Values are in thousand PhP, except for number of establishments. Details may not add-up to total due to rounding and/or statistical disclosure control.)

Continued

2009 PSIC Code	Region / Industry Description	Number of Establishments	Expense			
			Total	Cost of Goods Sold	Total Compensation (Excluding R&D Personnel)	Total Compensation of R&D Personnel
		(1)	(2)	(3)	(4)	(5)
G477	Retail sale of other goods in specialized stores	2,698	160,604,480	145,398,920	5,154,523	-
G479	Retail trade not in stores, stalls or markets	38	168,532	105,112	32,052	-
	MIMAROPA	4,931	116,166,148	102,320,788	3,559,042	-
G451	Sale of motor vehicles	16	2,109,547	1,982,684	40,334	-
G452	Maintenance and repair of motor vehicles	102	104,361	26,775	33,226	-
G453	Sale of motor vehicle parts and accessories	195	1,293,505	1,137,328	69,709	-
G454	Sale, maintenance and repair of motorcycles and related parts and accessories	609	13,816,059	12,612,122	547,285	-
G461	Wholesale on a fee or contract basis	S	S	S	S	S
G462	Wholesale of agricultural raw materials and live animals	121	1,983,723	1,630,874	85,490	-
G463	Wholesale of food, beverages and tobacco	123	13,402,617	12,076,380	335,260	-
G464	Wholesale of household goods	202	1,734,864	1,470,342	83,694	-
G465	Wholesale of machinery, equipment and supplies	77	3,497,709	3,280,914	40,008	-
G466	Other specialized wholesale	111	6,572,921	5,802,756	90,979	-
G471	Retail sale in non-specialized stores	422	13,507,377	12,250,613	434,153	-
G472	Retail sale of food, beverages and tobacco in specialized stores	296	1,204,632	954,419	14,083	-
G473	Retail sale of automotive fuel in specialized stores	307	12,267,184	11,598,666	277,273	-
G474	Retail sale of information and communications equipment in specialized stores	289	4,313,794	4,147,430	45,264	-
G475	Retail sale of other household equipment in specialized stores	631	12,924,742	11,531,144	483,716	-
G476	Retail sale of cultural and recreation goods in specialized stores	105	782,265	463,390	49,129	-
G477	Retail sale of other goods in specialized stores	1,313	26,274,408	21,050,136	913,108	-
G479	Retail trade not in stores, stalls or markets	S	S	S	S	S

Table 5 Number of Establishments and Expense by Type for Wholesale and Retail Trade; Repair of Motor Vehicles and Motorcycles
Establishments by Region and Industry Group: Philippines, 2018

(Values are in thousand PhP, except for number of establishments. Details may not add-up to total due to rounding and/or statistical disclosure control.)

Continued

2009 PSIC Code	Region / Industry Description	Number of Establishments	Expense			
			Total	Cost of Goods Sold	Total Compensation (Excluding R&D Personnel)	Total Compensati on of R&D Personnel
		(1)	(2)	(3)	(4)	(5)
V – Bicol Region		5,944	190,614,770	171,340,771	5,466,568	3,304
G451	Sale of motor vehicles	38	4,517,422	4,008,769	177,839	3,304
G452	Maintenance and repair of motor vehicles	185	1,661,197	1,331,981	87,074	-
G453	Sale of motor vehicle parts and accessories	195	4,087,614	3,749,361	111,137	-
G454	Sale, maintenance and repair of motorcycles and related parts and accessories	331	3,131,147	2,599,168	216,218	-
G461	Wholesale on a fee or contract basis	27	1,257,127	1,076,219	44,261	-
G462	Wholesale of agricultural raw materials and live animals	111	9,901,258	9,149,622	113,075	-
G463	Wholesale of food, beverages and tobacco	227	20,310,152	17,553,771	524,885	-
G464	Wholesale of household goods	282	10,396,361	9,325,873	307,126	-
G465	Wholesale of machinery, equipment and supplies	139	1,684,088	1,215,362	166,875	-
G466	Other specialized wholesale	137	6,121,964	5,502,900	117,188	-
G471	Retail sale in non-specialized stores	481	33,226,741	29,657,157	1,023,193	-
G472	Retail sale of food, beverages and tobacco in specialized stores	602	3,165,633	2,413,220	217,042	-
G473	Retail sale of automotive fuel in specialized stores	333	21,002,765	20,123,073	198,847	-
G474	Retail sale of information and communications equipment in specialized stores	173	3,878,567	3,622,349	53,587	-
G475	Retail sale of other household equipment in specialized stores	810	19,271,573	16,194,753	978,718	-
G476	Retail sale of cultural and recreation goods in specialized stores	136	2,111,419	1,735,757	99,775	-
G477	Retail sale of other goods in specialized stores	1,719	44,861,595	42,067,632	1,024,752	-
G479	Retail trade not in stores, stalls or markets	17	28,146	13,803	4,976	-
VI - Western Visayas		9,405	376,383,553	330,564,187	14,643,554	999
G451	Sale of motor vehicles	121	31,926,386	29,711,022	472,501	-
G452	Maintenance and repair of motor vehicles	193	1,138,893	768,903	113,215	-

Table 5 Number of Establishments and Expense by Type for Wholesale and Retail Trade; Repair of Motor Vehicles and Motorcycles
Establishments by Region and Industry Group: Philippines, 2018

(Values are in thousand PhP, except for number of establishments. Details may not add-up to total due to rounding and/or statistical disclosure control.)

Continued

2009 PSIC Code	Region / Industry Description	Number of Establishments	Expense			
			Total	Cost of Goods Sold	Total Compensation (Excluding R&D Personnel)	Total Compensati on of R&D Personnel
		(1)	(2)	(3)	(4)	(5)
G453	Sale of motor vehicle parts and accessories	216	3,018,847	2,063,423	170,592	-
G454	Sale, maintenance and repair of motorcycles and related parts and accessories	910	20,343,378	18,188,143	1,224,238	-
G461	Wholesale on a fee or contract basis	21	515,921	407,717	46,911	-
G462	Wholesale of agricultural raw materials and live animals	148	3,574,386	3,280,894	122,785	-
G463	Wholesale of food, beverages and tobacco	227	58,570,898	54,967,063	814,214	-
G464	Wholesale of household goods	350	18,056,068	15,924,232	730,277	420
G465	Wholesale of machinery, equipment and supplies	79	1,729,723	1,382,431	123,368	-
G466	Other specialized wholesale	207	29,188,513	26,052,000	463,094	-
G471	Retail sale in non-specialized stores	933	66,986,174	57,873,112	2,400,052	-
G472	Retail sale of food, beverages and tobacco in specialized stores	671	9,248,724	6,938,048	378,490	436
G473	Retail sale of automotive fuel in specialized stores	426	26,616,584	25,272,392	547,087	-
G474	Retail sale of information and communications equipment in specialized stores	517	17,997,376	16,439,825	358,229	-
G475	Retail sale of other household equipment in specialized stores	1,109	25,758,837	21,884,755	1,345,142	143
G476	Retail sale of cultural and recreation goods in specialized stores	274	2,377,604	1,965,159	192,906	-
G477	Retail sale of other goods in specialized stores	2,965	59,298,132	47,428,876	5,124,536	-
G479	Retail trade not in stores, stalls or markets	38	37,108	16,193	15,916	-
VII - Central Visayas		11,642	480,931,229	410,625,653	19,906,538	660
G451	Sale of motor vehicles	206	38,360,604	35,394,963	896,885	-
G452	Maintenance and repair of motor vehicles	272	1,562,017	454,811	268,518	-
G453	Sale of motor vehicle parts and accessories	408	10,167,612	8,558,886	588,527	-
G454	Sale, maintenance and repair of motorcycles and related parts and accessories	486	15,819,043	13,281,822	944,486	-

Table 5 Number of Establishments and Expense by Type for Wholesale and Retail Trade; Repair of Motor Vehicles and Motorcycles
Establishments by Region and Industry Group: Philippines, 2018

(Values are in thousand PhP, except for number of establishments. Details may not add-up to total due to rounding and/or statistical disclosure control.)

Continued

2009 PSIC Code	Region / Industry Description	Number of Establishments	Expense			
			Total	Cost of Goods Sold	Total Compensation (Excluding R&D Personnel)	Total Compensati on of R&D Personnel
		(1)	(2)	(3)	(4)	(5)
G461	Wholesale on a fee or contract basis	38	4,422,179	3,744,016	65,769	-
G462	Wholesale of agricultural raw materials and live animals	118	4,649,932	4,319,063	132,647	-
G463	Wholesale of food, beverages and tobacco	233	38,956,664	30,209,161	1,199,396	-
G464	Wholesale of household goods	494	24,960,453	21,763,411	881,475	-
G465	Wholesale of machinery, equipment and supplies	216	13,172,843	9,467,813	917,901	-
G466	Other specialized wholesale	362	28,621,612	25,197,653	831,035	660
G469	Non-specialized wholesale trade	8	838,831	749,519	24,903	-
G471	Retail sale in non-specialized stores	1,032	75,354,025	63,316,312	3,434,336	-
G472	Retail sale of food, beverages and tobacco in specialized stores	1,386	17,001,107	14,783,022	803,538	-
G473	Retail sale of automotive fuel in specialized stores	419	27,632,471	26,288,278	566,363	-
G474	Retail sale of information and communications equipment in specialized stores	461	19,516,933	18,042,738	554,791	-
G475	Retail sale of other household equipment in specialized stores	1,676	57,489,803	47,709,987	2,844,404	-
G476	Retail sale of cultural and recreation goods in specialized stores	217	4,939,071	3,367,892	459,269	-
G477	Retail sale of other goods in specialized stores	3,571	96,988,880	83,636,397	4,462,866	-
G479	Retail trade not in stores, stalls or markets	41	477,151	339,909	29,427	-
	VIII - Eastern Visayas	6,429	185,334,251	166,624,825	5,210,207	-
G451	Sale of motor vehicles	70	8,826,766	8,081,376	155,539	-
G452	Maintenance and repair of motor vehicles	147	566,492	146,926	73,117	-
G453	Sale of motor vehicle parts and accessories	221	4,326,119	3,909,222	123,022	-
G454	Sale, maintenance and repair of motorcycles and related parts and accessories	352	3,090,955	2,641,645	218,297	-
G461	Wholesale on a fee or contract basis	9	3,255	733	1,028	-
G462	Wholesale of agricultural raw materials and live animals	123	3,352,451	3,059,870	66,226	-

Table 5 Number of Establishments and Expense by Type for Wholesale and Retail Trade; Repair of Motor Vehicles and Motorcycles
Establishments by Region and Industry Group: Philippines, 2018

(Values are in thousand PhP, except for number of establishments. Details may not add-up to total due to rounding and/or statistical disclosure control.)

Continued

2009 PSIC Code	Region / Industry Description	Number of Establishments	Expense			
			Total	Cost of Goods Sold	Total Compensation (Excluding R&D Personnel)	Total Compensati on of R&D Personnel
		(1)	(2)	(3)	(4)	(5)
G463	Wholesale of food, beverages and tobacco	182	14,716,269	13,542,448	336,352	-
G464	Wholesale of household goods	213	6,628,137	5,943,812	253,297	-
G465	Wholesale of machinery, equipment and supplies	82	2,677,902	2,158,407	71,300	-
G466	Other specialized wholesale	171	7,643,453	6,165,882	272,161	-
G471	Retail sale in non-specialized stores	448	16,692,919	14,428,486	612,212	-
G472	Retail sale of food, beverages and tobacco in specialized stores	827	2,982,934	2,406,831	197,307	-
G473	Retail sale of automotive fuel in specialized stores	402	63,017,624	59,833,720	568,062	-
G474	Retail sale of information and communications equipment in specialized stores	394	7,073,425	6,519,393	263,239	-
G475	Retail sale of other household equipment in specialized stores	896	16,730,020	13,715,920	758,260	-
G476	Retail sale of cultural and recreation goods in specialized stores	249	1,520,522	1,216,406	111,636	-
G477	Retail sale of other goods in specialized stores	1,643	25,485,006	22,853,748	1,129,150	-
	IX - Zamboanga Peninsula	7,248	161,191,141	145,737,919	5,279,423	-
G451	Sale of motor vehicles	84	2,484,240	2,229,774	136,116	-
G452	Maintenance and repair of motor vehicles	76	233,978	157,172	50,381	-
G453	Sale of motor vehicle parts and accessories	138	645,102	524,230	49,489	-
G454	Sale, maintenance and repair of motorcycles and related parts and accessories	646	14,792,215	13,103,527	647,744	-
G461	Wholesale on a fee or contract basis	32	559,367	475,281	28,302	-
G462	Wholesale of agricultural raw materials and live animals	228	5,549,683	5,248,131	121,019	-
G463	Wholesale of food, beverages and tobacco	243	17,386,672	16,153,882	361,580	-
G464	Wholesale of household goods	158	7,534,551	6,930,391	283,469	-
G465	Wholesale of machinery, equipment and supplies	98	1,193,200	1,067,857	31,773	-
G466	Other specialized wholesale	195	3,492,630	3,057,184	132,964	-

Table 5 Number of Establishments and Expense by Type for Wholesale and Retail Trade; Repair of Motor Vehicles and Motorcycles
Establishments by Region and Industry Group: Philippines, 2018

(Values are in thousand PhP, except for number of establishments. Details may not add-up to total due to rounding and/or statistical disclosure control.)

Continued

2009 PSIC Code	Region / Industry Description	Number of Establishments	Expense			
			Total	Cost of Goods Sold	Total Compensation (Excluding R&D Personnel)	Total Compensati on of R&D Personnel
		(1)	(2)	(3)	(4)	(5)
G471	Retail sale in non-specialized stores	913	16,540,192	14,739,804	743,291	-
G472	Retail sale of food, beverages and tobacco in specialized stores	662	12,164,019	8,108,186	499,143	-
G473	Retail sale of automotive fuel in specialized stores	359	19,141,725	18,481,218	235,671	-
G474	Retail sale of information and communications equipment in specialized stores	267	4,875,361	4,492,063	185,202	-
G475	Retail sale of other household equipment in specialized stores	765	10,175,771	8,853,052	490,422	-
G476	Retail sale of cultural and recreation goods in specialized stores	113	425,470	303,781	80,233	-
G477	Retail sale of other goods in specialized stores	2,263	43,988,110	41,805,979	1,202,446	-
G479	Retail trade not in stores, stalls or markets	9	8,855	6,407	177	-
	X - Northern Mindanao	8,063	430,179,880	373,914,214	14,900,644	2,928
G451	Sale of motor vehicles	101	17,165,773	14,607,720	664,143	-
G452	Maintenance and repair of motor vehicles	176	766,728	565,225	87,458	2,332
G453	Sale of motor vehicle parts and accessories	274	9,765,546	8,309,046	301,153	-
G454	Sale, maintenance and repair of motorcycles and related parts and accessories	732	5,967,375	4,730,090	553,052	-
G461	Wholesale on a fee or contract basis	15	707,756	489,761	23,094	-
G462	Wholesale of agricultural raw materials and live animals	123	16,998,970	15,384,662	404,537	-
G463	Wholesale of food, beverages and tobacco	208	28,067,175	25,142,060	630,674	-
G464	Wholesale of household goods	253	15,802,895	13,854,251	832,232	-
G465	Wholesale of machinery, equipment and supplies	107	2,492,710	2,089,148	147,506	-
G466	Other specialized wholesale	162	62,426,452	55,073,454	731,710	596
G469	Non-specialized wholesale trade	30	5,291,892	4,703,249	105,912	-
G471	Retail sale in non-specialized stores	935	63,124,412	51,332,467	1,899,088	-
G472	Retail sale of food, beverages and tobacco in specialized stores	775	7,163,338	5,369,468	289,401	-

Table 5 Number of Establishments and Expense by Type for Wholesale and Retail Trade; Repair of Motor Vehicles and Motorcycles
Establishments by Region and Industry Group: Philippines, 2018

(Values are in thousand PhP, except for number of establishments. Details may not add-up to total due to rounding and/or statistical disclosure control.)

Continued

2009 PSIC Code	Region / Industry Description	Number of Establishments	Expense			
			Total	Cost of Goods Sold	Total Compensation (Excluding R&D Personnel)	Total Compensati on of R&D Personnel
		(1)	(2)	(3)	(4)	(5)
G473	Retail sale of automotive fuel in specialized stores	497	48,828,278	46,801,498	436,676	-
G474	Retail sale of information and communications equipment in specialized stores	569	59,136,960	57,334,202	417,223	-
G475	Retail sale of other household equipment in specialized stores	622	29,206,462	25,729,615	1,021,139	-
G476	Retail sale of cultural and recreation goods in specialized stores	147	3,539,411	2,812,164	161,408	-
G477	Retail sale of other goods in specialized stores	2,328	53,716,478	39,577,965	6,192,136	-
G479	Retail trade not in stores, stalls or markets	9	11,270	8,166	2,101	-
XI - Davao Region		8,425	458,771,490	399,888,414	13,349,282	2,187
G451	Sale of motor vehicles	118	22,296,698	20,757,750	531,396	-
G452	Maintenance and repair of motor vehicles	225	1,165,393	703,990	179,020	-
G453	Sale of motor vehicle parts and accessories	357	6,997,067	6,094,019	375,892	-
G454	Sale, maintenance and repair of motorcycles and related parts and accessories	579	39,992,775	37,494,808	1,035,985	-
G461	Wholesale on a fee or contract basis	74	7,088,721	3,864,664	402,543	-
G462	Wholesale of agricultural raw materials and live animals	157	5,074,697	4,638,637	133,570	-
G463	Wholesale of food, beverages and tobacco	238	24,836,865	19,957,793	774,941	1,206
G464	Wholesale of household goods	332	23,885,089	21,130,179	708,563	-
G465	Wholesale of machinery, equipment and supplies	82	36,064,095	29,664,931	677,534	-
G466	Other specialized wholesale	266	68,044,721	63,531,678	969,234	-
G469	Non-specialized wholesale trade	9	62,034	55,266	2,383	-
G471	Retail sale in non-specialized stores	628	92,364,457	75,742,179	2,500,321	-
G472	Retail sale of food, beverages and tobacco in specialized stores	561	2,913,338	2,236,033	195,690	-
G473	Retail sale of automotive fuel in specialized stores	464	38,560,013	37,193,445	422,620	-

Table 5 Number of Establishments and Expense by Type for Wholesale and Retail Trade; Repair of Motor Vehicles and Motorcycles
Establishments by Region and Industry Group: Philippines, 2018

(Values are in thousand PhP, except for number of establishments. Details may not add-up to total due to rounding and/or statistical disclosure control.)

Continued

2009 PSIC Code	Region / Industry Description	Number of Establishments	Expense			
			Total	Cost of Goods Sold	Total Compensation (Excluding R&D Personnel)	Total Compensation of R&D Personnel
		(1)	(2)	(3)	(4)	(5)
G474	Retail sale of information and communications equipment in specialized stores	558	10,466,376	9,528,350	413,721	-
G475	Retail sale of other household equipment in specialized stores	584	39,530,799	34,709,134	1,412,758	-
G476	Retail sale of cultural and recreation goods in specialized stores	181	2,168,789	1,647,436	145,606	685
G477	Retail sale of other goods in specialized stores	2,994	37,018,155	30,783,912	2,451,876	296
G479	Retail trade not in stores, stalls or markets	21	241,408	154,210	15,629	-
XII - SOCCSKSARGEN		7,783	209,785,556	184,009,525	7,744,162	5,236
G451	Sale of motor vehicles	68	5,587,418	5,048,928	157,302	-
G452	Maintenance and repair of motor vehicles	221	293,127	41,256	68,513	-
G453	Sale of motor vehicle parts and accessories	305	6,147,332	5,551,581	252,747	-
G454	Sale, maintenance and repair of motorcycles and related parts and accessories	460	9,559,951	8,758,925	508,665	-
G461	Wholesale on a fee or contract basis	53	726,552	514,330	49,185	-
G462	Wholesale of agricultural raw materials and live animals	192	4,541,058	3,752,083	179,534	3,042
G463	Wholesale of food, beverages and tobacco	179	15,423,302	14,207,807	401,678	2,194
G464	Wholesale of household goods	251	10,501,517	9,982,235	204,004	-
G465	Wholesale of machinery, equipment and supplies	113	3,448,839	3,127,147	109,323	-
G466	Other specialized wholesale	130	5,118,135	4,553,572	199,129	-
G471	Retail sale in non-specialized stores	652	22,785,782	19,666,428	955,887	-
G472	Retail sale of food, beverages and tobacco in specialized stores	778	21,674,468	15,055,018	1,114,728	-
G473	Retail sale of automotive fuel in specialized stores	447	24,333,444	23,188,788	473,625	-
G474	Retail sale of information and communications equipment in specialized stores	834	5,882,003	4,541,582	341,069	-
G475	Retail sale of other household equipment in specialized stores	1,031	29,103,273	25,776,256	1,445,099	-

Table 5 Number of Establishments and Expense by Type for Wholesale and Retail Trade; Repair of Motor Vehicles and Motorcycles
Establishments by Region and Industry Group: Philippines, 2018

(Values are in thousand PhP, except for number of establishments. Details may not add-up to total due to rounding and/or statistical disclosure control.)

Continued

2009 PSIC Code	Region / Industry Description	Number of Establishments	Expense			
			Total	Cost of Goods Sold	Total Compensation (Excluding R&D Personnel)	Total Compensati on of R&D Personnel
		(1)	(2)	(3)	(4)	(5)
G476	Retail sale of cultural and recreation goods in specialized stores	248	3,050,534	2,469,652	141,816	-
G477	Retail sale of other goods in specialized stores	1,804	41,569,787	37,759,444	1,132,945	-
G479	Retail trade not in stores, stalls or markets	15	39,035	14,492	8,911	-
	XIII - Caraga	5,390	130,819,971	116,665,145	4,933,243	894
G451	Sale of motor vehicles	27	2,911,633	2,701,688	71,631	-
G452	Maintenance and repair of motor vehicles	80	592,505	453,246	54,222	-
G453	Sale of motor vehicle parts and accessories	138	1,323,809	1,109,472	119,583	-
G454	Sale, maintenance and repair of motorcycles and related parts and accessories	586	29,157,220	27,192,461	733,653	-
G461	Wholesale on a fee or contract basis	S	S	S	S	S
G462	Wholesale of agricultural raw materials and live animals	158	4,137,887	3,645,312	135,771	-
G463	Wholesale of food, beverages and tobacco	100	9,905,368	8,478,879	271,429	-
G464	Wholesale of household goods	133	3,130,496	2,922,152	102,479	-
G465	Wholesale of machinery, equipment and supplies	75	955,432	613,801	176,720	-
G466	Other specialized wholesale	107	4,071,072	3,620,063	89,852	-
G471	Retail sale in non-specialized stores	847	20,794,291	19,361,163	557,063	-
G472	Retail sale of food, beverages and tobacco in specialized stores	448	5,165,385	4,099,585	346,426	-
G473	Retail sale of automotive fuel in specialized stores	253	13,247,339	12,570,168	252,690	-
G474	Retail sale of information and communications equipment in specialized stores	304	5,764,758	5,094,135	131,179	-
G475	Retail sale of other household equipment in specialized stores	475	9,262,843	7,596,069	737,489	-
G476	Retail sale of cultural and recreation goods in specialized stores	140	440,643	332,966	39,706	-

Table 5 Number of Establishments and Expense by Type for Wholesale and Retail Trade; Repair of Motor Vehicles and Motorcycles
Establishments by Region and Industry Group: Philippines, 2018

(Values are in thousand PhP, except for number of establishments. Details may not add-up to total due to rounding and/or statistical disclosure control.)

Continued

2009 PSIC Code	Region / Industry Description	Number of Establishments	Expense			
			Total	Cost of Goods Sold	Total Compensation (Excluding R&D Personnel)	Total Compensati on of R&D Personnel
		(1)	(2)	(3)	(4)	(5)
G477	Retail sale of other goods in specialized stores	1,508	19,468,312	16,490,256	1,057,870	452
G479	Retail trade not in stores, stalls or markets	S	S	S	S	S
	Autonomous Region in Muslim Mindanao	1,984	5,909,930	5,059,859	360,401	-
G451	Sale of motor vehicles	11	2,004	401	557	-
G453	Sale of motor vehicle parts and accessories	106	25,689	9,110	8,326	-
G454	Sale, maintenance and repair of motorcycles and related parts and accessories	144	69,705	48,937	7,763	-
G462	Wholesale of agricultural raw materials and live animals	64	67,586	34,765	16,810	-
G463	Wholesale of food, beverages and tobacco	51	1,934,629	1,820,677	38,497	-
G464	Wholesale of household goods	22	15,005	1,997	2,278	-
G465	Wholesale of machinery, equipment and supplies	19	32,024	15,788	5,826	-
G466	Other specialized wholesale	39	215,603	203,247	5,925	-
G471	Retail sale in non-specialized stores	260	375,534	343,387	20,513	-
G472	Retail sale of food, beverages and tobacco in specialized stores	134	78,276	63,891	5,769	-
G473	Retail sale of automotive fuel in specialized stores	91	661,824	419,929	84,537	-
G474	Retail sale of information and communications equipment in specialized stores	71	54,051	29,335	9,227	-
G475	Retail sale of other household equipment in specialized stores	60	200,589	145,555	22,148	-
G476	Retail sale of cultural and recreation goods in specialized stores	30	8,549	3,530	1,420	-
G477	Retail sale of other goods in specialized stores	871	2,163,055	1,916,652	129,988	-
G479	Retail trade not in stores, stalls or markets	11	5,808	2,660	815	-

Table 5 Number of Establishments and Expense by Type for Wholesale and Retail Trade; Repair of Motor Vehicles and Motorcycles
Establishments by Region and Industry Group: Philippines, 2018

(Values are in thousand PhP, except for number of establishments. Details may not add-up to total due to rounding and/or statistical disclosure control.)

Continued

2009 PSIC Code	Region / Industry Description	Expense					
		Electricity	Water	Fuels, Lubricants, Oils and Greases	Materials and Supplies	Industrial Services Done by Others	Non-Industrial Services Done by Others
		(6)	(7)	(8)	(9)	(10)	(11)
	Philippines	56,020,678	11,262,091	27,778,588	59,198,762	80,057,547	408,444,967
G451	Sale of motor vehicles	1,040,742	202,345	668,670	1,646,686	2,664,201	13,937,560
G452	Maintenance and repair of motor vehicles	258,826	78,646	245,466	2,061,749	572,575	2,189,714
G453	Sale of motor vehicle parts and accessories	597,420	154,203	700,332	809,186	959,722	5,775,310
G454	Sale, maintenance and repair of motorcycles and related parts and accessories	757,168	99,136	1,162,797	2,192,185	3,659,801	14,839,649
G461	Wholesale on a fee or contract basis	291,978	46,643	213,006	1,364,737	1,515,419	6,564,669
G462	Wholesale of agricultural raw materials and live animals	546,060	87,448	806,980	405,017	1,276,045	1,776,390
G463	Wholesale of food, beverages and tobacco	1,591,538	290,670	2,544,227	2,974,205	4,096,890	30,113,275
G464	Wholesale of household goods	2,144,936	432,093	1,981,233	4,882,036	11,257,378	51,432,559
G465	Wholesale of machinery, equipment and supplies	1,054,366	205,781	1,164,829	2,220,859	2,908,156	16,414,612
G466	Other specialized wholesale	3,166,125	421,159	2,647,566	2,456,774	8,399,501	27,683,312
G469	Non-specialized wholesale trade	70,687	15,874	80,990	103,155	45,489	543,257
G471	Retail sale in non-specialized stores	20,580,406	3,501,445	4,702,451	6,813,496	10,778,452	87,782,054
G472	Retail sale of food, beverages and tobacco in specialized stores	3,127,053	375,153	1,613,028	15,085,110	5,099,711	6,534,343
G473	Retail sale of automotive fuel in specialized stores	2,377,747	368,397	1,001,802	2,234,201	1,330,636	7,885,052
G474	Retail sale of information and communications equipment in specialized stores	1,856,144	1,583,627	495,289	749,659	2,255,085	14,607,652
G475	Retail sale of other household equipment in specialized stores	4,751,828	984,472	4,611,507	3,996,284	7,757,285	36,199,945
G476	Retail sale of cultural and recreation goods in specialized stores	967,272	170,367	197,248	593,650	1,715,173	6,029,955
G477	Retail sale of other goods in specialized stores	10,750,286	2,230,733	2,903,550	8,570,976	13,451,979	77,049,158
G479	Retail trade not in stores, stalls or markets	90,096	13,898	37,619	38,797	314,048	1,086,503

Table 5 Number of Establishments and Expense by Type for Wholesale and Retail Trade; Repair of Motor Vehicles and Motorcycles
Establishments by Region and Industry Group: Philippines, 2018

(Values are in thousand PhP, except for number of establishments. Details may not add-up to total due to rounding and/or statistical disclosure control.)

Continued

2009 PSIC Code	Region / Industry Description	Expense					
		Electricity	Water	Fuels, Lubricants, Oils and Greases	Materials and Supplies	Industrial Services Done by Others	Non-Industrial Services Done by Others
		(6)	(7)	(8)	(9)	(10)	(11)
	National Capital Region	18,381,053	3,284,446	7,354,883	32,124,897	35,000,287	203,156,867
G451	Sale of motor vehicles	333,757	85,358	209,767	719,733	1,263,046	8,090,005
G452	Maintenance and repair of motor vehicles	71,897	30,169	48,876	541,496	348,573	1,296,283
G453	Sale of motor vehicle parts and accessories	186,152	53,043	189,430	317,718	610,160	2,674,891
G454	Sale, maintenance and repair of motorcycles and related parts and accessories	75,076	13,809	41,044	110,697	77,094	793,437
G461	Wholesale on a fee or contract basis	65,711	15,595	94,352	518,164	722,541	4,171,679
G462	Wholesale of agricultural raw materials and live animals	122,543	22,744	129,171	63,916	143,220	622,155
G463	Wholesale of food, beverages and tobacco	478,110	100,675	483,323	781,629	1,814,948	17,601,782
G464	Wholesale of household goods	1,295,841	274,981	1,143,540	4,004,573	5,385,938	42,991,076
G465	Wholesale of machinery, equipment and supplies	804,269	160,938	770,770	1,524,586	2,257,345	11,826,033
G466	Other specialized wholesale	1,948,965	264,608	1,080,518	1,052,733	3,119,960	17,606,471
G469	Non-specialized wholesale trade	29,809	8,129	25,427	29,781	33,417	338,365
G471	Retail sale in non-specialized stores	5,606,694	750,111	996,136	1,929,734	2,941,827	27,790,769
G472	Retail sale of food, beverages and tobacco in specialized stores	364,303	126,061	155,498	13,060,354	414,388	2,534,256
G473	Retail sale of automotive fuel in specialized stores	406,020	84,208	238,823	396,961	491,059	2,899,847
G474	Retail sale of information and communications equipment in specialized stores	441,099	59,475	119,105	352,424	628,125	5,905,596
G475	Retail sale of other household equipment in specialized stores	1,269,404	306,369	768,725	1,201,431	3,127,328	13,848,474
G476	Retail sale of cultural and recreation goods in specialized stores	341,821	61,836	85,639	209,871	1,070,045	2,821,768
G477	Retail sale of other goods in specialized stores	4,472,561	858,300	767,338	5,285,548	10,255,219	38,398,860
G479	Retail trade not in stores, stalls or markets	67,023	8,038	7,402	23,549	296,052	945,119

Table 5 Number of Establishments and Expense by Type for Wholesale and Retail Trade; Repair of Motor Vehicles and Motorcycles
Establishments by Region and Industry Group: Philippines, 2018*(Values are in thousand PhP, except for number of establishments. Details may not add-up to total due to rounding and/or statistical disclosure control.)**Continued*

2009 PSIC Code	Region / Industry Description	Expense					
		Electricity	Water	Fuels, Lubricants, Oils and Greases	Materials and Supplies	Industrial Services Done by Others	Non-Industrial Services Done by Others
		(6)	(7)	(8)	(9)	(10)	(11)
	Cordillera Administrative Region	370,110	90,902	324,776	584,262	391,923	3,458,862
G451	Sale of motor vehicles	3,508	920	7,570	9,951	17,836	70,815
G452	Maintenance and repair of motor vehicles	6,792	3,549	4,003	208,226	870	32,266
G453	Sale of motor vehicle parts and accessories	6,700	2,410	6,031	4,907	421	30,322
G454	Sale, maintenance and repair of motorcycles and related parts and accessories	17,167	2,200	5,568	15,650	56,135	119,548
G461	Wholesale on a fee or contract basis	3,087	326	3,527	21,484	1,168	87,811
G462	Wholesale of agricultural raw materials and live animals	2,299	998	6,827	2,626	3,501	8,544
G463	Wholesale of food, beverages and tobacco	11,066	2,661	27,564	58,675	13,506	140,488
G464	Wholesale of household goods	8,025	2,659	7,686	8,945	47,087	168,159
G465	Wholesale of machinery, equipment and supplies	1,194	276	2,214	1,291	36	13,223
G466	Other specialized wholesale	9,173	2,695	36,559	21,328	6,025	20,519
G471	Retail sale in non-specialized stores	115,481	15,287	29,915	52,794	126,730	791,512
G472	Retail sale of food, beverages and tobacco in specialized stores	15,912	8,217	4,385	14,834	4,059	49,410
G473	Retail sale of automotive fuel in specialized stores	27,177	8,970	31,414	31,688	12,376	143,951
G474	Retail sale of information and communications equipment in specialized stores	21,797	5,955	2,067	9,268	20,920	429,008
G475	Retail sale of other household equipment in specialized stores	60,953	16,788	136,164	79,291	50,538	668,688
G476	Retail sale of cultural and recreation goods in specialized stores	13,724	771	2,046	7,577	7,492	103,105
G477	Retail sale of other goods in specialized stores	44,094	15,895	2,478	35,462	22,169	572,854
G479	Retail trade not in stores, stalls or markets	1,963	326	8,755	265	1,054	8,640

Table 5 Number of Establishments and Expense by Type for Wholesale and Retail Trade; Repair of Motor Vehicles and Motorcycles
Establishments by Region and Industry Group: Philippines, 2018

(Values are in thousand PhP, except for number of establishments. Details may not add-up to total due to rounding and/or statistical disclosure control.)

Continued

Continued

2009 PSIC Code	Region / Industry Description	Expense					
		Electricity	Water	Fuels, Lubricants, Oils and Greases	Materials and Supplies	Industrial Services Done by Others	Non-Industrial Services Done by Others
		(6)	(7)	(8)	(9)	(10)	(11)
	I - Ilocos Region	2,246,176	405,675	1,460,656	1,205,920	1,210,241	10,054,200
G451	Sale of motor vehicles	31,678	4,333	33,098	33,845	19,127	250,636
G452	Maintenance and repair of motor vehicles	6,454	1,153	4,334	26,452	2,607	18,531
G453	Sale of motor vehicle parts and accessories	14,526	2,054	24,007	18,150	4,201	109,017
G454	Sale, maintenance and repair of motorcycles and related parts and accessories	30,373	6,367	34,771	12,232	45,913	698,033
G462	Wholesale of agricultural raw materials and live animals	9,397	1,059	32,337	9,905	6,616	13,147
G463	Wholesale of food, beverages and tobacco	24,268	3,104	177,357	42,537	80,644	387,432
G464	Wholesale of household goods	24,090	4,005	21,335	20,853	36,297	288,690
G465	Wholesale of machinery, equipment and supplies	5,531	1,155	12,201	9,037	9,368	66,473
G466	Other specialized wholesale	129,745	10,512	59,852	16,018	42,871	153,440
G469	Non-specialized wholesale trade	182	40	28,116	20,128	-	6,742
G471	Retail sale in non-specialized stores	926,750	245,237	305,014	406,945	518,350	4,224,360
G472	Retail sale of food, beverages and tobacco in specialized stores	506,418	6,139	361,471	113,380	114,372	419,084
G473	Retail sale of automotive fuel in specialized stores	97,616	20,029	45,942	89,323	37,765	191,211
G474	Retail sale of information and communications equipment in specialized stores	27,994	2,910	10,714	14,811	30,470	111,614
G475	Retail sale of other household equipment in specialized stores	161,958	40,037	139,539	79,162	111,679	828,031
G476	Retail sale of cultural and recreation goods in specialized stores	33,411	7,571	3,343	17,108	10,641	117,507
G477	Retail sale of other goods in specialized stores	215,406	49,875	166,828	275,912	139,321	2,169,073
G479	Retail trade not in stores, stalls or markets	379	94	399	120	-	1,178

Table 5 Number of Establishments and Expense by Type for Wholesale and Retail Trade; Repair of Motor Vehicles and Motorcycles
Establishments by Region and Industry Group: Philippines, 2018

(Values are in thousand PhP, except for number of establishments. Details may not add-up to total due to rounding and/or statistical disclosure control.)

Continued

2009 PSIC Code	Region / Industry Description	Expense					
		Electricity	Water	Fuels, Lubricants, Oils and Greases	Materials and Supplies	Industrial Services Done by Others	Non-Industrial Services Done by Others
(6)	(7)	(8)	(9)	(10)	(11)		
	II - Cagayan Valley	1,066,254	148,644	1,007,936	541,842	961,181	4,795,985
G451	Sale of motor vehicles	11,693	4,416	9,896	8,493	20,248	93,281
G452	Maintenance and repair of motor vehicles	5,963	1,924	5,071	3,174	4,565	82,912
G453	Sale of motor vehicle parts and accessories	19,635	4,232	11,826	14,575	16,771	71,193
G454	Sale, maintenance and repair of motorcycles and related parts and accessories	7,048	2,229	6,498	13,530	125,503	417,518
G462	Wholesale of agricultural raw materials and live animals	94,222	6,752	163,698	26,795	49,660	114,309
G463	Wholesale of food, beverages and tobacco	19,540	3,939	85,930	28,399	115,470	176,304
G464	Wholesale of household goods	48,853	3,111	13,643	21,231	111,932	527,544
G465	Wholesale of machinery, equipment and supplies	6,594	1,373	18,499	11,738	11,716	136,282
G466	Other specialized wholesale	20,616	2,272	99,921	7,276	46,404	100,649
G471	Retail sale in non-specialized stores	364,379	26,389	60,733	96,944	72,105	798,605
G472	Retail sale of food, beverages and tobacco in specialized stores	47,049	9,211	106,266	85,862	3,293	123,555
G473	Retail sale of automotive fuel in specialized stores	35,080	12,211	32,952	25,674	23,359	80,694
G474	Retail sale of information and communications equipment in specialized stores	113,383	18,450	19,088	34,969	8,232	587,878
G475	Retail sale of other household equipment in specialized stores	88,592	25,369	221,108	59,427	273,023	599,201
G476	Retail sale of cultural and recreation goods in specialized stores	54,666	5,492	7,233	11,216	34,723	203,806
G477	Retail sale of other goods in specialized stores	128,899	21,257	145,561	92,522	44,177	681,257
G479	Retail trade not in stores, stalls or markets	41	18	11	16	-	997
	III - Central Luzon	5,482,085	1,225,531	1,860,771	2,458,754	10,810,635	30,251,661
G451	Sale of motor vehicles	86,701	16,519	57,877	150,420	119,999	913,077
G452	Maintenance and repair of motor vehicles	18,313	4,620	10,326	28,145	3,493	98,458

Table 5 Number of Establishments and Expense by Type for Wholesale and Retail Trade; Repair of Motor Vehicles and Motorcycles
Establishments by Region and Industry Group: Philippines, 2018

(Values are in thousand PhP, except for number of establishments. Details may not add-up to total due to rounding and/or statistical disclosure control.)

Continued

2009 PSIC Code	Region / Industry Description	Expense					
		Electricity	Water	Fuels, Lubricants, Oils and Greases	Materials and Supplies	Industrial Services Done by Others	Non-Industrial Services Done by Others
		(6)	(7)	(8)	(9)	(10)	(11)
G453	Sale of motor vehicle parts and accessories	37,564	15,557	27,010	36,023	28,357	263,299
G454	Sale, maintenance and repair of motorcycles and related parts and accessories	19,543	7,399	30,092	24,566	15,201	173,435
G461	Wholesale on a fee or contract basis	1,267	86	2,329	14,119	569,594	75,530
G462	Wholesale of agricultural raw materials and live animals	11,008	2,409	15,096	14,344	15,207	53,263
G463	Wholesale of food, beverages and tobacco	82,958	24,460	213,336	111,536	169,660	1,068,689
G464	Wholesale of household goods	175,676	25,062	155,156	171,875	4,461,778	2,132,221
G465	Wholesale of machinery, equipment and supplies	16,181	2,318	8,879	13,368	10,005	89,018
G466	Other specialized wholesale	71,831	16,682	164,810	129,883	3,301,283	516,466
G469	Non-specialized wholesale trade	195	84	685	522	300	1,546
G471	Retail sale in non-specialized stores	2,313,933	323,927	462,946	690,176	1,013,047	9,992,659
G472	Retail sale of food, beverages and tobacco in specialized stores	58,555	17,310	26,070	18,183	58,647	114,958
G473	Retail sale of automotive fuel in specialized stores	223,803	46,501	156,258	164,433	59,678	613,635
G474	Retail sale of information and communications equipment in specialized stores	16,428	3,699	4,792	38,466	7,592	151,734
G475	Retail sale of other household equipment in specialized stores	559,538	117,623	316,339	234,743	414,745	3,965,631
G476	Retail sale of cultural and recreation goods in specialized stores	74,301	3,249	8,673	26,208	45,177	329,735
G477	Retail sale of other goods in specialized stores	1,712,294	597,916	199,753	591,475	516,424	9,688,470
G479	Retail trade not in stores, stalls or markets	1,997	111	345	269	447	9,837
	IVA - CALABARZON	8,792,703	2,583,453	3,732,297	5,300,609	10,493,117	55,596,405
G451	Sale of motor vehicles	149,703	20,171	88,655	233,590	531,881	1,478,104
G452	Maintenance and repair of motor vehicles	32,563	12,528	42,739	161,488	47,258	232,213
G453	Sale of motor vehicle parts and accessories	145,623	29,064	153,363	77,959	68,997	481,778

Table 5 Number of Establishments and Expense by Type for Wholesale and Retail Trade; Repair of Motor Vehicles and Motorcycles
Establishments by Region and Industry Group: Philippines, 2018*(Values are in thousand PhP, except for number of establishments. Details may not add-up to total due to rounding and/or statistical disclosure control.)**Continued*

2009 PSIC Code	Region / Industry Description	Expense					
		Electricity	Water	Fuels, Lubricants, Oils and Greases	Materials and Supplies	Industrial Services Done by Others	Non-Industrial Services Done by Others
		(6)	(7)	(8)	(9)	(10)	(11)
G454	Sale, maintenance and repair of motorcycles and related parts and accessories	327,551	10,857	742,812	1,023,838	2,829,874	8,378,804
G461	Wholesale on a fee or contract basis	19,820	4,246	9,806	254,968	63,078	335,013
G462	Wholesale of agricultural raw materials and live animals	5,029	519	22,317	7,423	12,501	57,796
G463	Wholesale of food, beverages and tobacco	105,868	18,240	191,499	103,022	250,545	1,632,687
G464	Wholesale of household goods	133,023	18,940	119,268	112,874	461,785	1,278,629
G465	Wholesale of machinery, equipment and supplies	56,350	10,876	104,266	118,278	351,774	1,313,771
G466	Other specialized wholesale	280,116	36,320	139,072	175,443	222,337	1,423,916
G469	Non-specialized wholesale trade	1,505	266	1,736	520	-	60,540
G471	Retail sale in non-specialized stores	4,345,653	707,609	979,752	1,502,922	2,247,366	21,512,909
G472	Retail sale of food, beverages and tobacco in specialized stores	98,825	14,395	65,042	29,549	7,894	141,492
G473	Retail sale of automotive fuel in specialized stores	522,593	48,483	106,133	494,180	310,297	1,097,007
G474	Retail sale of information and communications equipment in specialized stores	642,511	1,409,083	70,670	106,428	1,095,661	3,674,793
G475	Retail sale of other household equipment in specialized stores	784,877	130,034	685,814	443,304	1,461,279	6,449,243
G476	Retail sale of cultural and recreation goods in specialized stores	130,847	12,295	18,280	46,750	150,196	795,072
G477	Retail sale of other goods in specialized stores	1,007,506	98,787	190,633	406,722	379,257	5,237,346
G479	Retail trade not in stores, stalls or markets	2,742	740	437	1,350	1,136	15,289
	MIMAROPA	833,881	165,287	395,102	494,750	467,720	4,522,514
G451	Sale of motor vehicles	4,094	805	2,059	1,275	2,536	42,351
G452	Maintenance and repair of motor vehicles	4,309	281	2,797	13,049	2,719	8,515
G453	Sale of motor vehicle parts and accessories	5,484	1,288	4,278	8,440	2,571	20,253
G454	Sale, maintenance and repair of motorcycles and related parts and accessories	23,908	2,655	15,867	18,174	18,302	452,673

Table 5 Number of Establishments and Expense by Type for Wholesale and Retail Trade; Repair of Motor Vehicles and Motorcycles
Establishments by Region and Industry Group: Philippines, 2018

(Values are in thousand PhP, except for number of establishments. Details may not add-up to total due to rounding and/or statistical disclosure control.)

Continued

2009 PSIC Code	Region / Industry Description	Expense					
		Electricity	Water	Fuels, Lubricants, Oils and Greases	Materials and Supplies	Industrial Services Done by Others	Non-Industrial Services Done by Others
		(6)	(7)	(8)	(9)	(10)	(11)
G461	Wholesale on a fee or contract basis	S	S	S	S	S	S
G462	Wholesale of agricultural raw materials and live animals	31,554	2,263	19,248	19,894	10,518	36,609
G463	Wholesale of food, beverages and tobacco	32,655	7,823	66,815	30,303	47,286	198,924
G464	Wholesale of household goods	13,650	929	19,233	23,749	4,505	78,612
G465	Wholesale of machinery, equipment and supplies	25,945	3,782	1,683	1,509	1,101	132,873
G466	Other specialized wholesale	37,849	5,404	38,160	60,868	67,262	164,982
G471	Retail sale in non-specialized stores	90,461	11,769	34,141	34,894	22,392	407,955
G472	Retail sale of food, beverages and tobacco in specialized stores	5,627	390	2,928	9,925	4,417	21,602
G473	Retail sale of automotive fuel in specialized stores	23,418	3,735	36,227	17,878	11,271	142,163
G474	Retail sale of information and communications equipment in specialized stores	15,061	463	5,162	5,582	148	57,212
G475	Retail sale of other household equipment in specialized stores	82,374	18,118	91,655	46,320	28,964	401,911
G476	Retail sale of cultural and recreation goods in specialized stores	20,078	684	1,642	9,877	141,559	68,154
G477	Retail sale of other goods in specialized stores	408,960	103,497	51,125	190,932	96,641	2,258,830
G479	Retail trade not in stores, stalls or markets	S	S	S	S	S	S
	V - Bicol Region	901,034	179,083	1,076,927	896,270	1,209,545	5,077,566
G451	Sale of motor vehicles	12,086	2,338	10,830	35,437	54,598	92,595
G452	Maintenance and repair of motor vehicles	13,546	1,535	24,407	41,939	17,864	70,886
G453	Sale of motor vehicle parts and accessories	10,307	3,316	10,963	5,107	65,953	47,430
G454	Sale, maintenance and repair of motorcycles and related parts and accessories	5,435	1,512	7,390	24,495	51,478	181,814
G461	Wholesale on a fee or contract basis	28,045	7,160	1,804	10,710	5,713	44,956
G462	Wholesale of agricultural raw materials and live animals	13,372	2,663	52,251	23,821	195,501	253,046

Table 5 Number of Establishments and Expense by Type for Wholesale and Retail Trade; Repair of Motor Vehicles and Motorcycles
Establishments by Region and Industry Group: Philippines, 2018

(Values are in thousand PhP, except for number of establishments. Details may not add-up to total due to rounding and/or statistical disclosure control.)

Continued

2009 PSIC Code	Region / Industry Description	Expense					
		Electricity	Water	Fuels, Lubricants, Oils and Greases	Materials and Supplies	Industrial Services Done by Others	Non-Industrial Services Done by Others
		(6)	(7)	(8)	(9)	(10)	(11)
G463	Wholesale of food, beverages and tobacco	34,845	20,238	134,498	68,776	136,679	372,985
G464	Wholesale of household goods	29,931	6,195	57,152	90,350	91,032	335,792
G465	Wholesale of machinery, equipment and supplies	7,922	2,600	64,557	11,565	15,949	138,283
G466	Other specialized wholesale	9,838	1,767	35,305	7,239	56,786	137,535
G471	Retail sale in non-specialized stores	316,854	56,097	35,926	168,153	238,805	1,256,732
G472	Retail sale of food, beverages and tobacco in specialized stores	67,606	6,790	37,088	40,787	11,003	227,850
G473	Retail sale of automotive fuel in specialized stores	45,782	8,940	53,410	43,029	24,750	120,958
G474	Retail sale of information and communications equipment in specialized stores	25,790	4,576	4,941	2,509	1,420	144,701
G475	Retail sale of other household equipment in specialized stores	107,664	20,291	288,548	179,982	73,835	876,186
G476	Retail sale of cultural and recreation goods in specialized stores	33,523	2,815	14,650	9,874	33,210	138,185
G477	Retail sale of other goods in specialized stores	137,042	29,343	242,308	130,570	134,665	635,798
G479	Retail trade not in stores, stalls or markets	1,447	906	899	1,929	304	1,832
	VI - Western Visayas	2,762,066	370,528	1,029,327	1,663,779	2,044,423	15,232,513
G451	Sale of motor vehicles	70,983	5,859	37,931	61,976	173,338	743,281
G452	Maintenance and repair of motor vehicles	7,111	3,033	6,755	105,535	1,886	80,006
G453	Sale of motor vehicle parts and accessories	19,257	6,112	25,069	16,006	13,183	427,377
G454	Sale, maintenance and repair of motorcycles and related parts and accessories	59,562	10,989	47,110	56,265	5,725	430,809
G461	Wholesale on a fee or contract basis	5,477	1,179	5,530	1,598	2,776	32,024
G462	Wholesale of agricultural raw materials and live animals	5,899	1,720	18,199	6,200	4,452	45,625
G463	Wholesale of food, beverages and tobacco	121,167	31,105	199,085	89,620	109,445	1,608,329
G464	Wholesale of household goods	94,215	9,424	77,402	64,299	133,126	488,005

Table 5 Number of Establishments and Expense by Type for Wholesale and Retail Trade; Repair of Motor Vehicles and Motorcycles
Establishments by Region and Industry Group: Philippines, 2018

(Values are in thousand PhP, except for number of establishments. Details may not add-up to total due to rounding and/or statistical disclosure control.)

Continued

2009 PSIC Code	Region / Industry Description	Expense					
		Electricity	Water	Fuels, Lubricants, Oils and Greases	Materials and Supplies	Industrial Services Done by Others	Non-Industrial Services Done by Others
		(6)	(7)	(8)	(9)	(10)	(11)
G465	Wholesale of machinery, equipment and supplies	8,344	620	10,307	10,808	10,222	64,112
G466	Other specialized wholesale	95,728	13,564	30,625	316,732	125,270	1,352,374
G471	Retail sale in non-specialized stores	1,135,419	158,110	161,657	257,415	443,975	3,342,225
G472	Retail sale of food, beverages and tobacco in specialized stores	212,934	10,675	82,298	228,363	580,061	347,714
G473	Retail sale of automotive fuel in specialized stores	80,340	11,790	27,915	20,077	37,057	368,239
G474	Retail sale of information and communications equipment in specialized stores	156,799	22,839	14,625	12,887	8,973	840,408
G475	Retail sale of other household equipment in specialized stores	174,432	31,220	193,666	112,461	103,232	1,330,446
G476	Retail sale of cultural and recreation goods in specialized stores	25,705	3,804	10,295	10,449	14,254	106,540
G477	Retail sale of other goods in specialized stores	487,844	48,251	79,943	292,729	277,245	3,623,966
G479	Retail trade not in stores, stalls or markets	851	235	914	361	204	1,032
	VII - Central Visayas	3,800,820	604,326	1,991,289	4,618,937	3,825,659	22,421,178
G451	Sale of motor vehicles	84,399	22,079	45,552	90,600	175,155	856,187
G452	Maintenance and repair of motor vehicles	17,327	3,727	25,037	489,030	32,051	134,542
G453	Sale of motor vehicle parts and accessories	46,698	9,174	61,974	122,664	11,101	429,647
G454	Sale, maintenance and repair of motorcycles and related parts and accessories	39,430	6,099	32,190	72,609	188,941	942,965
G461	Wholesale on a fee or contract basis	19,229	2,263	2,534	10,577	2,409	120,930
G462	Wholesale of agricultural raw materials and live animals	13,436	1,660	19,411	40,070	17,833	63,778
G463	Wholesale of food, beverages and tobacco	377,374	13,235	229,351	960,412	279,078	4,616,510
G464	Wholesale of household goods	129,723	37,354	93,242	188,306	167,732	1,228,867
G465	Wholesale of machinery, equipment and supplies	50,501	8,848	79,209	413,634	97,298	736,644
G466	Other specialized wholesale	198,566	20,684	183,346	87,737	156,098	818,717

Table 5 Number of Establishments and Expense by Type for Wholesale and Retail Trade; Repair of Motor Vehicles and Motorcycles
Establishments by Region and Industry Group: Philippines, 2018

(Values are in thousand PhP, except for number of establishments. Details may not add-up to total due to rounding and/or statistical disclosure control.)

Continued

2009 PSIC Code	Region / Industry Description	Expense					
		Electricity	Water	Fuels, Lubricants, Oils and Greases	Materials and Supplies	Industrial Services Done by Others	Non-Industrial Services Done by Others
		(6)	(7)	(8)	(9)	(10)	(11)
G469	Non-specialized wholesale trade	1,525	356	7,429	2,773	1,526	42,856
G471	Retail sale in non-specialized stores	1,458,895	278,322	206,085	513,156	510,131	3,950,635
G472	Retail sale of food, beverages and tobacco in specialized stores	96,700	19,132	132,086	399,183	116,582	368,018
G473	Retail sale of automotive fuel in specialized stores	138,906	11,755	22,620	76,596	21,657	234,116
G474	Retail sale of information and communications equipment in specialized stores	59,024	8,699	42,068	49,063	157,892	396,645
G475	Retail sale of other household equipment in specialized stores	381,300	54,453	585,205	534,642	1,250,029	2,791,912
G476	Retail sale of cultural and recreation goods in specialized stores	81,442	40,275	13,919	117,571	100,733	506,370
G477	Retail sale of other goods in specialized stores	599,020	64,889	196,153	444,860	532,208	4,130,310
G479	Retail trade not in stores, stalls or markets	7,324	1,323	13,879	5,453	7,203	51,528
	VIII - Eastern Visayas	1,330,280	193,413	711,118	1,370,934	784,472	5,513,773
G451	Sale of motor vehicles	24,423	8,520	27,135	32,321	53,558	276,779
G452	Maintenance and repair of motor vehicles	30,142	2,790	9,096	240,297	18,118	16,174
G453	Sale of motor vehicle parts and accessories	6,369	1,513	18,024	98,859	3,323	59,657
G454	Sale, maintenance and repair of motorcycles and related parts and accessories	7,828	3,011	13,901	7,527	21,791	115,059
G461	Wholesale on a fee or contract basis	207	63	77	188	67	524
G462	Wholesale of agricultural raw materials and live animals	17,484	2,392	60,881	18,657	5,924	81,924
G463	Wholesale of food, beverages and tobacco	27,531	3,558	60,529	29,268	20,760	343,416
G464	Wholesale of household goods	15,699	2,542	27,543	14,348	59,970	198,571
G465	Wholesale of machinery, equipment and supplies	8,077	411	11,964	1,644	6,667	412,973
G466	Other specialized wholesale	72,108	2,814	83,619	28,397	180,810	410,686

Table 5 Number of Establishments and Expense by Type for Wholesale and Retail Trade; Repair of Motor Vehicles and Motorcycles
Establishments by Region and Industry Group: Philippines, 2018

(Values are in thousand PhP, except for number of establishments. Details may not add-up to total due to rounding and/or statistical disclosure control.)

Continued

2009 PSIC Code	Region / Industry Description	Expense					
		Electricity	Water	Fuels, Lubricants, Oils and Greases	Materials and Supplies	Industrial Services Done by Others	Non-Industrial Services Done by Others
		(6)	(7)	(8)	(9)	(10)	(11)
G471	Retail sale in non-specialized stores	267,719	37,151	64,124	55,340	126,886	833,233
G472	Retail sale of food, beverages and tobacco in specialized stores	64,317	7,966	8,046	25,514	2,247	192,741
G473	Retail sale of automotive fuel in specialized stores	430,624	23,135	21,243	577,308	104,841	554,432
G474	Retail sale of information and communications equipment in specialized stores	45,271	3,288	9,190	11,390	6,355	108,869
G475	Retail sale of other household equipment in specialized stores	157,650	64,832	232,785	152,174	109,984	1,091,680
G476	Retail sale of cultural and recreation goods in specialized stores	7,024	1,416	6,366	18,113	2,388	93,764
G477	Retail sale of other goods in specialized stores	147,808	28,011	56,594	59,589	60,783	723,292
	IX - Zamboanga Peninsula	1,171,441	131,940	816,794	679,128	1,904,179	2,891,777
G451	Sale of motor vehicles	5,327	1,526	11,754	10,530	1,668	39,827
G452	Maintenance and repair of motor vehicles	3,381	1,416	2,097	3,389	2,703	6,166
G453	Sale of motor vehicle parts and accessories	13,192	2,937	4,237	3,717	12,263	17,130
G454	Sale, maintenance and repair of motorcycles and related parts and accessories	33,051	6,078	23,014	37,840	74,489	455,212
G461	Wholesale on a fee or contract basis	6,888	731	4,512	6,063	2,199	24,832
G462	Wholesale of agricultural raw materials and live animals	46,208	5,635	32,280	6,364	18,204	22,239
G463	Wholesale of food, beverages and tobacco	45,708	3,640	175,964	87,904	71,845	233,861
G464	Wholesale of household goods	12,226	2,058	27,164	30,939	38,861	138,677
G465	Wholesale of machinery, equipment and supplies	4,313	2,004	1,247	1,308	8,912	54,467
G466	Other specialized wholesale	7,392	2,165	166,572	12,164	4,779	46,576
G471	Retail sale in non-specialized stores	197,185	42,723	32,456	45,496	10,394	315,741
G472	Retail sale of food, beverages and tobacco in specialized stores	480,782	5,240	129,148	258,371	1,601,433	569,946

Table 5 Number of Establishments and Expense by Type for Wholesale and Retail Trade; Repair of Motor Vehicles and Motorcycles
Establishments by Region and Industry Group: Philippines, 2018

(Values are in thousand PhP, except for number of establishments. Details may not add-up to total due to rounding and/or statistical disclosure control.)

Continued

2009 PSIC Code	Region / Industry Description	Expense					
		Electricity	Water	Fuels, Lubricants, Oils and Greases	Materials and Supplies	Industrial Services Done by Others	Non-Industrial Services Done by Others
		(6)	(7)	(8)	(9)	(10)	(11)
G473	Retail sale of automotive fuel in specialized stores	56,693	11,736	21,043	28,208	9,530	160,898
G474	Retail sale of information and communications equipment in specialized stores	30,771	4,644	8,609	5,708	1,582	104,327
G475	Retail sale of other household equipment in specialized stores	108,839	14,534	134,135	72,977	30,416	301,582
G476	Retail sale of cultural and recreation goods in specialized stores	8,396	2,004	2,236	869	1,628	14,159
G477	Retail sale of other goods in specialized stores	110,810	22,610	39,914	66,947	13,275	385,325
G479	Retail trade not in stores, stalls or markets	279	261	409	335	-	811
	X - Northern Mindanao	2,796,222	613,824	2,017,805	2,082,474	4,376,890	18,185,595
G451	Sale of motor vehicles	57,737	10,362	77,170	150,276	156,428	455,505
G452	Maintenance and repair of motor vehicles	9,368	3,461	14,924	5,487	17,135	27,797
G453	Sale of motor vehicle parts and accessories	36,651	13,191	49,990	34,921	26,323	734,170
G454	Sale, maintenance and repair of motorcycles and related parts and accessories	22,749	6,133	30,167	77,185	23,696	412,301
G461	Wholesale on a fee or contract basis	3,868	1,402	8,365	2,804	5,837	160,677
G462	Wholesale of agricultural raw materials and live animals	40,912	9,889	34,809	36,698	715,398	101,567
G463	Wholesale of food, beverages and tobacco	64,769	17,172	154,136	224,242	122,117	510,746
G464	Wholesale of household goods	82,557	23,960	64,922	41,342	111,296	500,135
G465	Wholesale of machinery, equipment and supplies	7,786	2,558	10,968	7,570	6,736	181,259
G466	Other specialized wholesale	62,562	9,562	291,070	284,060	574,310	3,033,512
G469	Non-specialized wholesale trade	37,270	6,962	16,913	49,407	10,168	90,845
G471	Retail sale in non-specialized stores	1,146,583	252,080	542,993	428,005	1,121,700	4,519,613
G472	Retail sale of food, beverages and tobacco in specialized stores	203,908	4,048	60,852	110,142	515,062	275,062
G473	Retail sale of automotive fuel in specialized stores	122,423	23,971	56,930	127,270	48,125	598,631

Table 5 Number of Establishments and Expense by Type for Wholesale and Retail Trade; Repair of Motor Vehicles and Motorcycles
Establishments by Region and Industry Group: Philippines, 2018

(Values are in thousand PhP, except for number of establishments. Details may not add-up to total due to rounding and/or statistical disclosure control.)

Continued

2009 PSIC Code	Region / Industry Description	Expense					
		Electricity	Water	Fuels, Lubricants, Oils and Greases	Materials and Supplies	Industrial Services Done by Others	Non-Industrial Services Done by Others
		(6)	(7)	(8)	(9)	(10)	(11)
G474	Retail sale of information and communications equipment in specialized stores	84,112	9,620	143,959	25,211	209,846	635,236
G475	Retail sale of other household equipment in specialized stores	253,840	47,110	152,660	144,584	148,329	1,097,029
G476	Retail sale of cultural and recreation goods in specialized stores	56,530	12,190	2,713	13,418	68,300	346,740
G477	Retail sale of other goods in specialized stores	502,430	160,126	304,264	319,816	496,075	4,504,101
G479	Retail trade not in stores, stalls or markets	167	27	-	37	9	670
	XI - Davao Region	3,113,811	788,515	2,110,014	3,100,898	3,512,151	17,893,204
G451	Sale of motor vehicles	149,373	14,093	24,320	89,323	47,170	340,084
G452	Maintenance and repair of motor vehicles	10,645	3,899	23,431	132,530	18,069	40,265
G453	Sale of motor vehicle parts and accessories	23,972	4,296	54,557	31,349	44,387	220,349
G454	Sale, maintenance and repair of motorcycles and related parts and accessories	48,328	9,300	63,786	631,809	25,980	309,822
G461	Wholesale on a fee or contract basis	107,923	6,931	72,620	513,442	132,879	1,353,969
G462	Wholesale of agricultural raw materials and live animals	51,642	15,923	54,069	17,057	20,488	74,633
G463	Wholesale of food, beverages and tobacco	109,796	30,214	183,410	292,428	816,059	826,204
G464	Wholesale of household goods	55,580	12,471	91,541	70,216	124,552	909,027
G465	Wholesale of machinery, equipment and supplies	20,125	5,745	55,742	52,748	90,585	1,079,224
G466	Other specialized wholesale	130,679	21,176	178,891	150,116	466,411	1,660,849
G469	Non-specialized wholesale trade	202	39	683	25	78	2,363
G471	Retail sale in non-specialized stores	1,561,418	501,055	655,682	471,321	1,165,795	7,065,193
G472	Retail sale of food, beverages and tobacco in specialized stores	30,745	4,155	211,372	85,357	6,286	86,671
G473	Retail sale of automotive fuel in specialized stores	56,472	18,506	26,585	61,396	46,981	287,654
G474	Retail sale of information and communications equipment in specialized stores	58,566	11,319	7,384	26,771	8,339	313,444

Table 5 Number of Establishments and Expense by Type for Wholesale and Retail Trade; Repair of Motor Vehicles and Motorcycles
Establishments by Region and Industry Group: Philippines, 2018*(Values are in thousand PhP, except for number of establishments. Details may not add-up to total due to rounding and/or statistical disclosure control.)**Continued*

2009 PSIC Code	Region / Industry Description	Expense					
		Electricity	Water	Fuels, Lubricants, Oils and Greases	Materials and Supplies	Industrial Services Done by Others	Non-Industrial Services Done by Others
		(6)	(7)	(8)	(9)	(10)	(11)
G475	Retail sale of other household equipment in specialized stores	366,878	51,024	257,309	280,457	275,918	1,152,965
G476	Retail sale of cultural and recreation goods in specialized stores	23,705	1,975	8,745	23,818	20,645	211,876
G477	Retail sale of other goods in specialized stores	305,282	75,579	138,341	167,338	197,959	1,914,878
G479	Retail trade not in stores, stalls or markets	2,480	815	1,547	3,396	3,572	43,733
	XII - SOCCSKSARGEN	2,072,936	312,118	1,300,442	1,315,833	2,438,328	5,717,293
G451	Sale of motor vehicles	10,617	2,513	18,181	15,542	17,330	135,952
G452	Maintenance and repair of motor vehicles	16,634	3,501	4,164	54,505	48,805	28,905
G453	Sale of motor vehicle parts and accessories	16,078	3,967	50,598	9,040	41,101	163,988
G454	Sale, maintenance and repair of motorcycles and related parts and accessories	14,948	3,530	15,076	24,274	17,121	144,946
G461	Wholesale on a fee or contract basis	4,211	448	4,113	6,861	4,258	115,443
G462	Wholesale of agricultural raw materials and live animals	48,132	9,075	54,829	79,442	49,632	136,599
G463	Wholesale of food, beverages and tobacco	29,158	5,381	127,395	41,805	25,781	216,461
G464	Wholesale of household goods	16,771	3,332	50,933	11,425	19,142	108,887
G465	Wholesale of machinery, equipment and supplies	15,647	1,184	4,041	14,535	25,759	101,527
G466	Other specialized wholesale	47,651	5,841	26,556	55,179	14,033	114,374
G471	Retail sale in non-specialized stores	554,917	66,729	96,220	115,410	118,131	748,093
G472	Retail sale of food, beverages and tobacco in specialized stores	779,785	118,068	138,498	552,692	1,625,510	921,449
G473	Retail sale of automotive fuel in specialized stores	64,771	15,161	68,668	41,911	26,881	265,767
G474	Retail sale of information and communications equipment in specialized stores	70,081	4,366	18,169	36,700	27,259	764,517
G475	Retail sale of other household equipment in specialized stores	147,724	34,122	369,192	90,725	113,185	567,672

Table 5 Number of Establishments and Expense by Type for Wholesale and Retail Trade; Repair of Motor Vehicles and Motorcycles
Establishments by Region and Industry Group: Philippines, 2018

(Values are in thousand PhP, except for number of establishments. Details may not add-up to total due to rounding and/or statistical disclosure control.)

Continued

2009 PSIC Code	Region / Industry Description	Expense					
		Electricity	Water	Fuels, Lubricants, Oils and Greases	Materials and Supplies	Industrial Services Done by Others	Non-Industrial Services Done by Others
		(6)	(7)	(8)	(9)	(10)	(11)
G476	Retail sale of cultural and recreation goods in specialized stores	51,694	7,635	7,012	49,741	14,155	157,032
G477	Retail sale of other goods in specialized stores	181,774	26,415	245,376	114,838	248,947	1,022,920
G479	Retail trade not in stores, stalls or markets	2,341	848	1,421	1,208	1,300	2,759
	XIII - Caraga	855,682	145,506	551,825	735,202	625,892	3,517,061
G451	Sale of motor vehicles	3,931	2,340	6,874	3,375	10,286	59,081
G452	Maintenance and repair of motor vehicles	4,381	1,060	17,408	7,007	5,859	15,794
G453	Sale of motor vehicle parts and accessories	8,358	1,846	7,775	9,462	10,611	21,839
G454	Sale, maintenance and repair of motorcycles and related parts and accessories	24,163	6,535	52,537	39,798	82,559	808,096
G461	Wholesale on a fee or contract basis	S	S	S	S	S	S
G462	Wholesale of agricultural raw materials and live animals	32,012	1,426	89,045	30,338	7,172	85,920
G463	Wholesale of food, beverages and tobacco	23,680	3,995	27,758	18,930	22,763	156,887
G464	Wholesale of household goods	8,023	4,941	10,152	6,578	2,345	52,235
G465	Wholesale of machinery, equipment and supplies	10,796	1,046	7,349	25,940	4,682	66,193
G466	Other specialized wholesale	41,782	4,591	31,963	51,532	14,477	120,297
G471	Retail sale in non-specialized stores	176,080	27,972	37,366	44,098	100,819	229,680
G472	Retail sale of food, beverages and tobacco in specialized stores	93,186	17,025	91,915	51,705	34,456	134,178
G473	Retail sale of automotive fuel in specialized stores	28,330	8,180	44,375	36,510	65,011	116,813
G474	Retail sale of information and communications equipment in specialized stores	45,778	13,518	14,196	15,200	42,272	374,743
G475	Retail sale of other household equipment in specialized stores	45,168	12,287	36,581	283,974	184,800	207,946
G476	Retail sale of cultural and recreation goods in specialized stores	9,943	6,251	4,279	20,112	25	14,881
G477	Retail sale of other goods in specialized stores	281,334	27,546	70,104	88,634	37,616	1,038,093

Table 5 Number of Establishments and Expense by Type for Wholesale and Retail Trade; Repair of Motor Vehicles and Motorcycles
Establishments by Region and Industry Group: Philippines, 2018

(Values are in thousand PhP, except for number of establishments. Details may not add-up to total due to rounding and/or statistical disclosure control.)

Continued

2009 PSIC Code	Region / Industry Description	Expense					
		Electricity	Water	Fuels, Lubricants, Oils and Greases	Materials and Supplies	Industrial Services Done by Others	Non-Industrial Services Done by Others
		(6)	(7)	(8)	(9)	(10)	(11)
G479	Retail trade not in stores, stalls or markets	S	S	S	S	S	S
	Autonomous Region in Muslim Mindanao	44,124	18,899	36,624	24,274	903	158,514
G451	Sale of motor vehicles	733	193	-	-	-	-
G453	Sale of motor vehicle parts and accessories	855	202	1,198	290	-	2,970
G454	Sale, maintenance and repair of motorcycles and related parts and accessories	1,006	431	973	1,696	-	5,175
G462	Wholesale of agricultural raw materials and live animals	911	320	2,512	1,469	216	5,235
G463	Wholesale of food, beverages and tobacco	3,045	1,229	6,279	4,720	303	21,570
G464	Wholesale of household goods	1,055	132	1,319	132	-	7,432
G465	Wholesale of machinery, equipment and supplies	4,790	47	932	1,301	-	2,256
G466	Other specialized wholesale	1,526	503	729	68	383	1,949
G471	Retail sale in non-specialized stores	1,984	875	1,304	693	-	2,139
G472	Retail sale of food, beverages and tobacco in specialized stores	403	333	64	909	-	6,357
G473	Retail sale of automotive fuel in specialized stores	17,698	11,084	11,264	1,762	-	9,036
G474	Retail sale of information and communications equipment in specialized stores	1,681	724	551	2,272	-	6,926
G475	Retail sale of other household equipment in specialized stores	637	261	2,080	629	-	21,348
G476	Retail sale of cultural and recreation goods in specialized stores	462	107	176	1,077	-	1,259
G477	Retail sale of other goods in specialized stores	7,223	2,436	6,836	7,079	-	63,785
G479	Retail trade not in stores, stalls or markets	113	23	407	177	-	1,075

Table 5 Number of Establishments and Expense by Type for Wholesale and Retail Trade; Repair of Motor Vehicles and Motorcycles
Establishments by Region and Industry Group: Philippines, 2018

(Values are in thousand PhP, except for number of establishments. Details may not add-up to total due to rounding and/or statistical disclosure control.)

Continued

2009 PSIC Code	Region / Industry Description	Expense				
		Taxes on Products and Other Taxes on Production	Interest Expense	Research and Development	Environmental Protection	Royalty Fee
		(12)	(13)	(14)	(15)	(16)
	Philippines	78,248,676	27,091,260	129,990	667,144	10,177,997
G451	Sale of motor vehicles	4,761,886	2,535,910	3,519	562	12,477
G452	Maintenance and repair of motor vehicles	346,676	126,399	10,358	310	22,305
G453	Sale of motor vehicle parts and accessories	1,639,578	420,133	3,489	4,619	226,173
G454	Sale, maintenance and repair of motorcycles and related parts and accessories	3,528,911	315,560	-	3	2,272
G461	Wholesale on a fee or contract basis	738,835	431,693	141	60	39,407
G462	Wholesale of agricultural raw materials and live animals	978,261	1,148,407	42,182	304	92,352
G463	Wholesale of food, beverages and tobacco	9,163,281	4,257,043	10,090	367,666	49,228
G464	Wholesale of household goods	5,698,003	1,951,199	21,203	36,116	2,298,865
G465	Wholesale of machinery, equipment and supplies	9,972,407	2,015,752	19,474	4,816	251,321
G466	Other specialized wholesale	9,428,028	3,195,558	2,832	96,391	1,130,137
G469	Non-specialized wholesale trade	200,379	11,249	1,458	-	-
G471	Retail sale in non-specialized stores	10,907,005	2,178,560	587	8,260	2,249,030
G472	Retail sale of food, beverages and tobacco in specialized stores	1,500,645	532,076	977	3,970	834,007
G473	Retail sale of automotive fuel in specialized stores	2,429,188	1,099,746	9	13,720	64,162
G474	Retail sale of information and communications equipment in specialized stores	1,444,325	561,315	774	182	773
G475	Retail sale of other household equipment in specialized stores	4,778,072	2,524,998	8,048	8,332	83,614
G476	Retail sale of cultural and recreation goods in specialized stores	880,096	102,232	60	291	97,677
G477	Retail sale of other goods in specialized stores	9,780,946	3,674,255	4,752	121,542	2,724,197
G479	Retail trade not in stores, stalls or markets	72,153	9,174	38	-	-
	National Capital Region	35,164,167	12,477,177	74,629	103,918	5,587,841
G451	Sale of motor vehicles	3,269,741	1,155,142	1,913	318	9,502
G452	Maintenance and repair of motor vehicles	101,944	48,794	-	48	-

Table 5 Number of Establishments and Expense by Type for Wholesale and Retail Trade; Repair of Motor Vehicles and Motorcycles
Establishments by Region and Industry Group: Philippines, 2018

(Values are in thousand PhP, except for number of establishments. Details may not add-up to total due to rounding and/or statistical disclosure control.)

Continued

2009 PSIC Code	Region / Industry Description	Expense				
		Taxes on Products and Other Taxes on Production	Interest Expense	Research and Development	Environmental Protection	Royalty Fee
		(12)	(13)	(14)	(15)	(16)
G453	Sale of motor vehicle parts and accessories	605,163	179,864	3,489	-	226,173
G454	Sale, maintenance and repair of motorcycles and related parts and accessories	664,920	33,564	-	-	-
G461	Wholesale on a fee or contract basis	261,352	89,331	51	44	30,979
G462	Wholesale of agricultural raw materials and live animals	273,733	233,833	23,973	-	-
G463	Wholesale of food, beverages and tobacco	2,092,408	1,371,994	4,579	89	19,181
G464	Wholesale of household goods	3,652,809	1,420,641	17,705	22,949	2,053,729
G465	Wholesale of machinery, equipment and supplies	6,194,693	1,598,092	16,420	4,815	251,321
G466	Other specialized wholesale	6,471,084	1,722,302	2,410	42,989	817,666
G469	Non-specialized wholesale trade	22,603	762	1,458	-	-
G471	Retail sale in non-specialized stores	3,082,731	345,942	-	1,328	669,878
G472	Retail sale of food, beverages and tobacco in specialized stores	313,861	249,066	-	29	11,109
G473	Retail sale of automotive fuel in specialized stores	472,038	426,066	-	2,398	35,150
G474	Retail sale of information and communications equipment in specialized stores	581,937	437,192	155	-	-
G475	Retail sale of other household equipment in specialized stores	1,629,230	831,314	339	3,038	21,227
G476	Retail sale of cultural and recreation goods in specialized stores	412,865	50,493	-	-	53,117
G477	Retail sale of other goods in specialized stores	5,004,624	2,278,357	2,138	25,874	1,388,808
G479	Retail trade not in stores, stalls or markets	56,431	4,428	-	-	-
	Cordillera Administrative Region	488,895	254,297	-	1,397	82,169
G451	Sale of motor vehicles	8,520	12,374	-	-	-
G452	Maintenance and repair of motor vehicles	9,189	-	-	19	-
G453	Sale of motor vehicle parts and accessories	21,708	-	-	-	-
G454	Sale, maintenance and repair of motorcycles and related parts and accessories	21,928	37	-	-	-

Table 5 Number of Establishments and Expense by Type for Wholesale and Retail Trade; Repair of Motor Vehicles and Motorcycles
Establishments by Region and Industry Group: Philippines, 2018

(Values are in thousand PhP, except for number of establishments. Details may not add-up to total due to rounding and/or statistical disclosure control.)

Continued

2009 PSIC Code	Region / Industry Description	Expense				
		Taxes on Products and Other Taxes on Production	Interest Expense	Research and Development	Environmental Protection	Royalty Fee
		(12)	(13)	(14)	(15)	(16)
G461	Wholesale on a fee or contract basis	2,211	2,273	-	-	-
G462	Wholesale of agricultural raw materials and live animals	2,693	10,659	-	97	-
G463	Wholesale of food, beverages and tobacco	14,507	120,725	-	-	-
G464	Wholesale of household goods	25,143	4,076	-	94	40,483
G465	Wholesale of machinery, equipment and supplies	8,083	377	-	-	-
G466	Other specialized wholesale	7,733	106	-	-	-
G471	Retail sale in non-specialized stores	55,876	60,381	-	809	1,689
G472	Retail sale of food, beverages and tobacco in specialized stores	5,798	39	-	-	-
G473	Retail sale of automotive fuel in specialized stores	35,029	19,416	-	-	1,120
G474	Retail sale of information and communications equipment in specialized stores	58,521	51	-	-	-
G475	Retail sale of other household equipment in specialized stores	162,853	20,730	-	2	888
G476	Retail sale of cultural and recreation goods in specialized stores	5,761	1,888	-	-	-
G477	Retail sale of other goods in specialized stores	42,553	1,166	-	377	37,989
G479	Retail trade not in stores, stalls or markets	790	-	-	-	-
	I - Ilocos Region	3,400,194	631,189	1,289	100,001	303,793
G451	Sale of motor vehicles	57,632	44,620	-	-	-
G452	Maintenance and repair of motor vehicles	8,138	2,353	-	12	-
G453	Sale of motor vehicle parts and accessories	18,795	5,842	-	-	-
G454	Sale, maintenance and repair of motorcycles and related parts and accessories	481,402	5,925	-	-	-
G462	Wholesale of agricultural raw materials and live animals	6,747	69,471	28	-	-
G463	Wholesale of food, beverages and tobacco	1,699,808	186,351	483	-	-
G464	Wholesale of household goods	21,992	10,730	556	6	15,829

Table 5 Number of Establishments and Expense by Type for Wholesale and Retail Trade; Repair of Motor Vehicles and Motorcycles
Establishments by Region and Industry Group: Philippines, 2018*(Values are in thousand PhP, except for number of establishments. Details may not add-up to total due to rounding and/or statistical disclosure control.)**Continued*

2009 PSIC Code	Region / Industry Description	Expense				
		Taxes on Products and Other Taxes on Production	Interest Expense	Research and Development	Environmental Protection	Royalty Fee
		(12)	(13)	(14)	(15)	(16)
G465	Wholesale of machinery, equipment and supplies	13,102	1,496	-	-	-
G466	Other specialized wholesale	22,032	2,795	-	3,417	-
G469	Non-specialized wholesale trade	73	-	-	-	-
G471	Retail sale in non-specialized stores	492,546	99,322	70	3,895	160,174
G472	Retail sale of food, beverages and tobacco in specialized stores	99,179	2,077	152	-	21,969
G473	Retail sale of automotive fuel in specialized stores	21,243	62,287	-	-	-
G474	Retail sale of information and communications equipment in specialized stores	10,692	3,478	-	-	-
G475	Retail sale of other household equipment in specialized stores	199,986	58,328	-	211	1,509
G476	Retail sale of cultural and recreation goods in specialized stores	14,768	4,442	-	-	429
G477	Retail sale of other goods in specialized stores	231,597	71,671	-	92,460	103,883
G479	Retail trade not in stores, stalls or markets	463	-	-	-	-
	II - Cagayan Valley	1,323,765	1,516,854	2,390	1,620	105,742
G451	Sale of motor vehicles	14,339	7,731	-	-	-
G452	Maintenance and repair of motor vehicles	6,403	-	-	-	-
G453	Sale of motor vehicle parts and accessories	32,288	29,183	-	-	-
G454	Sale, maintenance and repair of motorcycles and related parts and accessories	23,727	1,119	-	-	-
G462	Wholesale of agricultural raw materials and live animals	503,552	355,488	-	-	-
G463	Wholesale of food, beverages and tobacco	39,426	205,246	-	-	-
G464	Wholesale of household goods	41,141	2,588	-	-	90,827
G465	Wholesale of machinery, equipment and supplies	11,444	28,914	2,195	-	-
G466	Other specialized wholesale	25,239	121,350	-	-	-
G471	Retail sale in non-specialized stores	223,088	42,166	180	-	2,292

Table 5 Number of Establishments and Expense by Type for Wholesale and Retail Trade; Repair of Motor Vehicles and Motorcycles
Establishments by Region and Industry Group: Philippines, 2018

(Values are in thousand PhP, except for number of establishments. Details may not add-up to total due to rounding and/or statistical disclosure control.)

Continued

2009 PSIC Code	Region / Industry Description	Expense				
		Taxes on Products and Other Taxes on Production	Interest Expense	Research and Development	Environmental Protection	Royalty Fee
		(12)	(13)	(14)	(15)	(16)
G472	Retail sale of food, beverages and tobacco in specialized stores	41,623	63,883	-	39	-
G473	Retail sale of automotive fuel in specialized stores	39,322	24,653	-	381	-
G474	Retail sale of information and communications equipment in specialized stores	43,825	1,548	-	-	-
G475	Retail sale of other household equipment in specialized stores	157,493	533,405	15	-	1,904
G476	Retail sale of cultural and recreation goods in specialized stores	24,539	-	-	200	-
G477	Retail sale of other goods in specialized stores	96,206	99,578	-	1,000	10,719
G479	Retail trade not in stores, stalls or markets	110	-	-	-	-
	III - Central Luzon	3,412,927	1,977,435	3,443	15,434	462,291
G451	Sale of motor vehicles	194,212	302,079	-	238	-
G452	Maintenance and repair of motor vehicles	16,485	21,062	-	-	3,213
G453	Sale of motor vehicle parts and accessories	177,090	10,223	-	-	-
G454	Sale, maintenance and repair of motorcycles and related parts and accessories	40,289	5,178	-	-	-
G461	Wholesale on a fee or contract basis	2,898	8,649	-	-	-
G462	Wholesale of agricultural raw materials and live animals	14,132	75,069	466	30	-
G463	Wholesale of food, beverages and tobacco	112,691	213,653	-	-	-
G464	Wholesale of household goods	284,831	51,688	2,459	9,093	-
G465	Wholesale of machinery, equipment and supplies	22,831	1,506	-	-	-
G466	Other specialized wholesale	197,419	253,315	-	-	17,561
G469	Non-specialized wholesale trade	512	604	-	-	-
G471	Retail sale in non-specialized stores	1,339,464	482,160	109	55	205,096
G472	Retail sale of food, beverages and tobacco in specialized stores	48,415	94,753	-	3,169	-
G473	Retail sale of automotive fuel in specialized stores	141,472	36,394	3	2,706	5,819

Table 5 Number of Establishments and Expense by Type for Wholesale and Retail Trade; Repair of Motor Vehicles and Motorcycles
Establishments by Region and Industry Group: Philippines, 2018*(Values are in thousand PhP, except for number of establishments. Details may not add-up to total due to rounding and/or statistical disclosure control.)**Continued*

2009 PSIC Code	Region / Industry Description	Expense				
		Taxes on Products and Other Taxes on Production	Interest Expense	Research and Development	Environmental Protection	Royalty Fee
		(12)	(13)	(14)	(15)	(16)
G474	Retail sale of information and communications equipment in specialized stores	49,803	1,363	227	-	-
G475	Retail sale of other household equipment in specialized stores	483,319	236,669	30	61	13,273
G476	Retail sale of cultural and recreation goods in specialized stores	47,407	209	-	3	367
G477	Retail sale of other goods in specialized stores	238,512	182,860	149	79	216,961
G479	Retail trade not in stores, stalls or markets	1,145	-	-	-	-
	IVA - CALABARZON	9,087,908	2,003,551	12,635	12,461	813,570
G451	Sale of motor vehicles	290,649	379,759	1,303	-	-
G452	Maintenance and repair of motor vehicles	72,383	9,661	9,092	-	15,201
G453	Sale of motor vehicle parts and accessories	99,716	28,946	-	358	-
G454	Sale, maintenance and repair of motorcycles and related parts and accessories	1,305,079	68,656	-	-	-
G461	Wholesale on a fee or contract basis	11,189	18,898	90	16	8,047
G462	Wholesale of agricultural raw materials and live animals	6,969	42,552	-	-	-
G463	Wholesale of food, beverages and tobacco	963,526	213,432	-	-	101
G464	Wholesale of household goods	738,574	203,409	130	-	5,602
G465	Wholesale of machinery, equipment and supplies	166,980	167,338	527	-	-
G466	Other specialized wholesale	365,136	229,482	78	6,234	7,934
G469	Non-specialized wholesale trade	7,395	4,609	-	-	-
G471	Retail sale in non-specialized stores	2,312,819	200,399	228	109	503,834
G472	Retail sale of food, beverages and tobacco in specialized stores	57,177	28,068	-	4	1,064
G473	Retail sale of automotive fuel in specialized stores	673,772	70,760	6	5,120	3,909
G474	Retail sale of information and communications equipment in specialized stores	232,865	3,483	-	-	-
G475	Retail sale of other household equipment in specialized stores	606,982	243,145	1,180	251	18,259

Table 5 Number of Establishments and Expense by Type for Wholesale and Retail Trade; Repair of Motor Vehicles and Motorcycles
Establishments by Region and Industry Group: Philippines, 2018*(Values are in thousand PhP, except for number of establishments. Details may not add-up to total due to rounding and/or statistical disclosure control.)**Continued*

2009 PSIC Code	Region / Industry Description	Expense				
		Taxes on Products and Other Taxes on Production	Interest Expense	Research and Development	Environmental Protection	Royalty Fee
		(12)	(13)	(14)	(15)	(16)
G476	Retail sale of cultural and recreation goods in specialized stores	84,684	458	-	-	42,569
G477	Retail sale of other goods in specialized stores	1,087,295	86,710	-	368	207,051
G479	Retail trade not in stores, stalls or markets	4,718	3,786	-	-	-
	MIMAROPA	1,210,945	521,732	-	1,627	125,102
G451	Sale of motor vehicles	5,763	7,487	-	-	-
G452	Maintenance and repair of motor vehicles	3,518	-	-	10	-
G453	Sale of motor vehicle parts and accessories	7,892	14,676	-	-	-
G454	Sale, maintenance and repair of motorcycles and related parts and accessories	54,633	12,291	-	-	-
G461	Wholesale on a fee or contract basis	S	S	S	S	S
G462	Wholesale of agricultural raw materials and live animals	19,502	28,875	-	6	-
G463	Wholesale of food, beverages and tobacco	344,374	188,872	-	1,586	-
G464	Wholesale of household goods	9,007	2,062	-	-	-
G465	Wholesale of machinery, equipment and supplies	6,271	4	-	-	-
G466	Other specialized wholesale	177,044	6,452	-	25	20,663
G471	Retail sale in non-specialized stores	74,552	44,303	-	-	1,934
G472	Retail sale of food, beverages and tobacco in specialized stores	178,861	2,264	-	-	-
G473	Retail sale of automotive fuel in specialized stores	27,254	84,550	-	-	-
G474	Retail sale of information and communications equipment in specialized stores	14,704	13,224	-	-	-
G475	Retail sale of other household equipment in specialized stores	85,363	15,272	-	-	252
G476	Retail sale of cultural and recreation goods in specialized stores	16,331	-	-	-	-

Table 5 Number of Establishments and Expense by Type for Wholesale and Retail Trade; Repair of Motor Vehicles and Motorcycles
Establishments by Region and Industry Group: Philippines, 2018

(Values are in thousand PhP, except for number of establishments. Details may not add-up to total due to rounding and/or statistical disclosure control.)

Continued

2009 PSIC Code	Region / Industry Description	Expense				
		Taxes on Products and Other Taxes on Production	Interest Expense	Research and Development	Environmental Protection	Royalty Fee
		(12)	(13)	(14)	(15)	(16)
G477	Retail sale of other goods in specialized stores	182,609	100,437	-	-	102,252
G479	Retail trade not in stores, stalls or markets	S	S	S	S	S
	V - Bicol Region	1,677,878	702,760	1,275	364,140	128,908
G451	Sale of motor vehicles	29,388	31,272	38	-	-
G452	Maintenance and repair of motor vehicles	27,749	14,215	1,237	-	-
G453	Sale of motor vehicle parts and accessories	35,807	29,557	-	48	-
G454	Sale, maintenance and repair of motorcycles and related parts and accessories	16,548	306	-	-	-
G461	Wholesale on a fee or contract basis	15,518	1,820	-	-	-
G462	Wholesale of agricultural raw materials and live animals	7,020	36,028	-	107	-
G463	Wholesale of food, beverages and tobacco	617,340	216,094	-	361,839	-
G464	Wholesale of household goods	43,263	15,802	-	77	40,446
G465	Wholesale of machinery, equipment and supplies	14,133	13,282	-	-	-
G466	Other specialized wholesale	129,036	5,668	-	-	18,866
G471	Retail sale in non-specialized stores	150,800	107,047	-	48	2,022
G472	Retail sale of food, beverages and tobacco in specialized stores	30,636	-	-	-	53,345
G473	Retail sale of automotive fuel in specialized stores	243,934	21,605	-	1,813	323
G474	Retail sale of information and communications equipment in specialized stores	10,496	1,419	-	-	773
G475	Retail sale of other household equipment in specialized stores	161,925	73,202	-	208	-
G476	Retail sale of cultural and recreation goods in specialized stores	26,027	468	-	-	-
G477	Retail sale of other goods in specialized stores	117,621	134,378	-	-	13,133
G479	Retail trade not in stores, stalls or markets	639	599	-	-	-

Table 5 Number of Establishments and Expense by Type for Wholesale and Retail Trade; Repair of Motor Vehicles and Motorcycles
Establishments by Region and Industry Group: Philippines, 2018

(Values are in thousand PhP, except for number of establishments. Details may not add-up to total due to rounding and/or statistical disclosure control.)

Continued

2009 PSIC Code	Region / Industry Description	Expense				
		Taxes on Products and Other Taxes on Production	Interest Expense	Research and Development	Environmental Protection	Royalty Fee
		(12)	(13)	(14)	(15)	(16)
VI - Western Visayas		2,639,373	864,374	9,541	6,719	200,800
G451	Sale of motor vehicles	295,942	49,269	-	-	1,038
G452	Maintenance and repair of motor vehicles	24,199	16,679	-	-	-
G453	Sale of motor vehicle parts and accessories	182,713	6,441	-	4,213	-
G454	Sale, maintenance and repair of motorcycles and related parts and accessories	91,579	33,635	-	-	-
G461	Wholesale on a fee or contract basis	2,641	1,642	-	-	-
G462	Wholesale of agricultural raw materials and live animals	42,287	6,465	-	33	-
G463	Wholesale of food, beverages and tobacco	204,320	214,683	1,714	801	16,835
G464	Wholesale of household goods	303,418	57,050	50	-	20,619
G465	Wholesale of machinery, equipment and supplies	27,049	8,237	313	-	-
G466	Other specialized wholesale	232,480	35,025	145	-	55,270
G471	Retail sale in non-specialized stores	392,897	125,864	-	82	57,179
G472	Retail sale of food, beverages and tobacco in specialized stores	90,039	11,048	826	597	84
G473	Retail sale of automotive fuel in specialized stores	101,951	37,948	-	953	-
G474	Retail sale of information and communications equipment in specialized stores	49,179	24,118	-	-	-
G475	Retail sale of other household equipment in specialized stores	156,515	59,581	6,485	40	4,181
G476	Retail sale of cultural and recreation goods in specialized stores	21,074	2,820	-	-	-
G477	Retail sale of other goods in specialized stores	420,461	173,863	8	-	45,595
G479	Retail trade not in stores, stalls or markets	627	5	-	-	-
VII - Central Visayas		3,253,215	1,707,384	2,925	4,714	679,005
G451	Sale of motor vehicles	217,298	219,584	-	6	590
G452	Maintenance and repair of motor vehicles	24,916	5,436	-	14	-

Table 5 Number of Establishments and Expense by Type for Wholesale and Retail Trade; Repair of Motor Vehicles and Motorcycles
Establishments by Region and Industry Group: Philippines, 2018*(Values are in thousand PhP, except for number of establishments. Details may not add-up to total due to rounding and/or statistical disclosure control.)**Continued*

2009 PSIC Code	Region / Industry Description	Expense				
		Taxes on Products and Other Taxes on Production	Interest Expense	Research and Development	Environmental Protection	Royalty Fee
		(12)	(13)	(14)	(15)	(16)
G453	Sale of motor vehicle parts and accessories	163,661	40,483	-	-	-
G454	Sale, maintenance and repair of motorcycles and related parts and accessories	124,593	852	-	3	-
G461	Wholesale on a fee or contract basis	205,592	215,946	-	-	-
G462	Wholesale of agricultural raw materials and live animals	8,997	9,219	-	9	-
G463	Wholesale of food, beverages and tobacco	273,326	149,831	2,230	25	-
G464	Wholesale of household goods	128,096	59,499	218	-	15,757
G465	Wholesale of machinery, equipment and supplies	95,764	144,842	18	1	-
G466	Other specialized wholesale	218,585	181,240	67	3,837	23,210
G469	Non-specialized wholesale trade	2,654	185	-	-	-
G471	Retail sale in non-specialized stores	599,795	157,034	-	441	102,316
G472	Retail sale of food, beverages and tobacco in specialized stores	91,245	2,866	-	132	352
G473	Retail sale of automotive fuel in specialized stores	44,774	50,130	-	-	15,046
G474	Retail sale of information and communications equipment in specialized stores	83,830	21,951	392	182	-
G475	Retail sale of other household equipment in specialized stores	286,296	213,510	-	-	3,729
G476	Retail sale of cultural and recreation goods in specialized stores	43,182	7,557	-	-	1,196
G477	Retail sale of other goods in specialized stores	637,668	227,109	-	65	516,810
G479	Retail trade not in stores, stalls or markets	2,942	110	-	-	-
	VIII - Eastern Visayas	1,251,094	452,898	-	6,819	66,829
G451	Sale of motor vehicles	55,935	45,851	-	-	1,076
G452	Maintenance and repair of motor vehicles	7,504	3,581	-	-	-
G453	Sale of motor vehicle parts and accessories	58,564	29,115	-	-	-
G454	Sale, maintenance and repair of motorcycles and related parts and accessories	44,865	1,558	-	-	-

Table 5 Number of Establishments and Expense by Type for Wholesale and Retail Trade; Repair of Motor Vehicles and Motorcycles
Establishments by Region and Industry Group: Philippines, 2018

(Values are in thousand PhP, except for number of establishments. Details may not add-up to total due to rounding and/or statistical disclosure control.)

Continued

2009 PSIC Code	Region / Industry Description	Expense				
		Taxes on Products and Other Taxes on Production	Interest Expense	Research and Development	Environmental Protection	Royalty Fee
		(12)	(13)	(14)	(15)	(16)
G461	Wholesale on a fee or contract basis	152	-	-	-	-
G462	Wholesale of agricultural raw materials and live animals	9,572	2,881	-	-	-
G463	Wholesale of food, beverages and tobacco	88,052	189,484	-	64	-
G464	Wholesale of household goods	39,961	24,810	-	2,197	10,082
G465	Wholesale of machinery, equipment and supplies	2,554	2	-	-	-
G466	Other specialized wholesale	240,361	4,988	-	-	31,180
G471	Retail sale in non-specialized stores	120,553	17,556	-	-	2,987
G472	Retail sale of food, beverages and tobacco in specialized stores	37,058	13,413	-	-	7,292
G473	Retail sale of automotive fuel in specialized stores	124,901	64,368	-	-	-
G474	Retail sale of information and communications equipment in specialized stores	64,109	-	-	-	-
G475	Retail sale of other household equipment in specialized stores	143,079	32,965	-	4,515	9,109
G476	Retail sale of cultural and recreation goods in specialized stores	26,219	1,576	-	44	-
G477	Retail sale of other goods in specialized stores	187,656	20,749	-	-	5,103
	IX - Zamboanga Peninsula	787,746	546,706	933	1,154	1,797
G451	Sale of motor vehicles	11,905	25,048	-	-	-
G452	Maintenance and repair of motor vehicles	1,818	538	-	-	-
G453	Sale of motor vehicle parts and accessories	7,462	600	-	-	-
G454	Sale, maintenance and repair of motorcycles and related parts and accessories	98,382	136,468	-	-	-
G461	Wholesale on a fee or contract basis	6,589	565	-	-	-
G462	Wholesale of agricultural raw materials and live animals	8,697	8,985	-	-	-
G463	Wholesale of food, beverages and tobacco	34,893	151,671	-	-	-
G464	Wholesale of household goods	30,676	6,762	-	1,109	-
G465	Wholesale of machinery, equipment and supplies	7,519	885	-	-	-

Table 5 Number of Establishments and Expense by Type for Wholesale and Retail Trade; Repair of Motor Vehicles and Motorcycles
Establishments by Region and Industry Group: Philippines, 2018*(Values are in thousand PhP, except for number of establishments. Details may not add-up to total due to rounding and/or statistical disclosure control.)**Continued*

2009 PSIC Code	Region / Industry Description	Expense				
		Taxes on Products and Other Taxes on Production	Interest Expense	Research and Development	Environmental Protection	Royalty Fee
		(12)	(13)	(14)	(15)	(16)
G466	Other specialized wholesale	8,035	5,467	-	-	-
G471	Retail sale in non-specialized stores	181,773	117,639	-	-	395
G472	Retail sale of food, beverages and tobacco in specialized stores	155,474	354	-	-	1,402
G473	Retail sale of automotive fuel in specialized stores	29,588	5,546	-	10	-
G474	Retail sale of information and communications equipment in specialized stores	22,616	5,409	-	-	-
G475	Retail sale of other household equipment in specialized stores	74,273	11,663	-	-	-
G476	Retail sale of cultural and recreation goods in specialized stores	7,830	44	-	15	-
G477	Retail sale of other goods in specialized stores	100,116	69,061	933	21	-
G479	Retail trade not in stores, stalls or markets	101	-	-	-	-
	X - Northern Mindanao	4,305,414	1,467,937	426	4,605	392,485
G451	Sale of motor vehicles	156,728	158,941	265	-	-
G452	Maintenance and repair of motor vehicles	8,244	3,543	29	8	35
G453	Sale of motor vehicle parts and accessories	106,408	16,386	-	-	-
G454	Sale, maintenance and repair of motorcycles and related parts and accessories	61,074	1,724	-	-	2,272
G461	Wholesale on a fee or contract basis	2,677	320	-	-	381
G462	Wholesale of agricultural raw materials and live animals	25,427	192,743	-	-	-
G463	Wholesale of food, beverages and tobacco	791,203	200,214	-	3,216	2,189
G464	Wholesale of household goods	79,979	8,662	-	-	2,217
G465	Wholesale of machinery, equipment and supplies	15,144	3,936	-	-	-
G466	Other specialized wholesale	1,138,418	380,261	132	-	137,711
G469	Non-specialized wholesale trade	166,527	5,087	-	-	-
G471	Retail sale in non-specialized stores	603,637	179,238	-	1,374	196,620
G472	Retail sale of food, beverages and tobacco in specialized stores	106,597	3,087	-	-	13,041

Table 5 Number of Establishments and Expense by Type for Wholesale and Retail Trade; Repair of Motor Vehicles and Motorcycles
Establishments by Region and Industry Group: Philippines, 2018

(Values are in thousand PhP, except for number of establishments. Details may not add-up to total due to rounding and/or statistical disclosure control.)

Continued

2009 PSIC Code	Region / Industry Description	Expense				
		Taxes on Products and Other Taxes on Production	Interest Expense	Research and Development	Environmental Protection	Royalty Fee
		(12)	(13)	(14)	(15)	(16)
G473	Retail sale of automotive fuel in specialized stores	114,703	120,885	-	-	41
G474	Retail sale of information and communications equipment in specialized stores	99,337	45,874	-	-	-
G475	Retail sale of other household equipment in specialized stores	146,594	88,915	-	7	1,357
G476	Retail sale of cultural and recreation goods in specialized stores	36,514	1,538	-	-	-
G477	Retail sale of other goods in specialized stores	646,157	56,584	-	-	36,621
G479	Retail trade not in stores, stalls or markets	47	-	-	-	-
	XI - Davao Region	7,860,105	938,274	671	39,963	420,962
G451	Sale of motor vehicles	117,208	59,693	-	-	-
G452	Maintenance and repair of motor vehicles	15,773	536	-	19	-
G453	Sale of motor vehicle parts and accessories	84,731	24,853	-	-	-
G454	Sale, maintenance and repair of motorcycles and related parts and accessories	266,888	1,448	-	-	-
G461	Wholesale on a fee or contract basis	217,230	78,097	-	-	-
G462	Wholesale of agricultural raw materials and live animals	10,922	6,571	-	-	22,798
G463	Wholesale of food, beverages and tobacco	1,234,629	129,660	607	47	10,924
G464	Wholesale of household goods	250,066	53,318	-	-	3,274
G465	Wholesale of machinery, equipment and supplies	3,347,386	39,598	-	-	-
G466	Other specialized wholesale	167,935	218,384	-	39,888	75
G469	Non-specialized wholesale trade	616	2	-	-	-
G471	Retail sale in non-specialized stores	1,028,021	133,299	-	-	339,828
G472	Retail sale of food, beverages and tobacco in specialized stores	25,752	-	-	-	-
G473	Retail sale of automotive fuel in specialized stores	265,360	28,884	-	9	2,755
G474	Retail sale of information and communications equipment in specialized stores	49,315	1,078	-	-	-

Table 5 Number of Establishments and Expense by Type for Wholesale and Retail Trade; Repair of Motor Vehicles and Motorcycles
Establishments by Region and Industry Group: Philippines, 2018

(Values are in thousand PhP, except for number of establishments. Details may not add-up to total due to rounding and/or statistical disclosure control.)

Continued

2009 PSIC Code	Region / Industry Description	Expense				
		Taxes on Products and Other Taxes on Production	Interest Expense	Research and Development	Environmental Protection	Royalty Fee
		(12)	(13)	(14)	(15)	(16)
G475	Retail sale of other household equipment in specialized stores	262,565	64,710	-	-	2,038
G476	Retail sale of cultural and recreation goods in specialized stores	41,589	852	60	-	-
G477	Retail sale of other goods in specialized stores	471,924	97,290	4	-	39,271
G479	Retail trade not in stores, stalls or markets	2,195	-	-	-	-
	XII - SOCCSKSARGEN	1,010,827	608,443	18,916	1,453	606,434
G451	Sale of motor vehicles	22,367	27,165	-	-	-
G452	Maintenance and repair of motor vehicles	6,060	-	-	-	-
G453	Sale of motor vehicle parts and accessories	18,639	3,965	-	-	-
G454	Sale, maintenance and repair of motorcycles and related parts and accessories	48,368	4,392	-	-	-
G461	Wholesale on a fee or contract basis	4,144	11,244	-	-	-
G462	Wholesale of agricultural raw materials and live animals	13,276	33,467	17,715	2	69,554
G463	Wholesale of food, beverages and tobacco	38,948	248,986	477	-	-
G464	Wholesale of household goods	36,081	30,101	84	589	-
G465	Wholesale of machinery, equipment and supplies	15,242	5,376	-	-	-
G466	Other specialized wholesale	16,436	8,271	-	-	-
G471	Retail sale in non-specialized stores	135,407	47,849	-	119	1,988
G472	Retail sale of food, beverages and tobacco in specialized stores	196,151	57,689	-	-	529,004
G473	Retail sale of automotive fuel in specialized stores	52,492	18,799	-	42	-
G474	Retail sale of information and communications equipment in specialized stores	46,783	157	-	-	-
G475	Retail sale of other household equipment in specialized stores	131,770	29,766	-	-	5,889
G476	Retail sale of cultural and recreation goods in specialized stores	65,323	29,887	-	-	-

Table 5 Number of Establishments and Expense by Type for Wholesale and Retail Trade; Repair of Motor Vehicles and Motorcycles
Establishments by Region and Industry Group: Philippines, 2018

(Values are in thousand PhP, except for number of establishments. Details may not add-up to total due to rounding and/or statistical disclosure control.)

Continued

2009 PSIC Code	Region / Industry Description	Expense				
		Taxes on Products and Other Taxes on Production	Interest Expense	Research and Development	Environmental Protection	Royalty Fee
		(12)	(13)	(14)	(15)	(16)
G477	Retail sale of other goods in specialized stores	161,628	51,328	622	702	-
G479	Retail trade not in stores, stalls or markets	1,713	-	18	-	-
	XIII - Caraga	1,339,008	382,253	919	1,118	200,268
G451	Sale of motor vehicles	14,194	9,895	-	-	270
G452	Maintenance and repair of motor vehicles	12,353	-	-	180	3,855
G453	Sale of motor vehicle parts and accessories	17,655	-	-	-	-
G454	Sale, maintenance and repair of motorcycles and related parts and accessories	182,351	8,406	-	-	-
G461	Wholesale on a fee or contract basis	S	S	S	S	S
G462	Wholesale of agricultural raw materials and live animals	23,236	35,497	-	22	-
G463	Wholesale of food, beverages and tobacco	608,623	234,346	-	-	-
G464	Wholesale of household goods	12,305	-	-	2	-
G465	Wholesale of machinery, equipment and supplies	23,613	1,866	-	-	-
G466	Other specialized wholesale	10,432	20,207	-	-	-
G471	Retail sale in non-specialized stores	110,210	18,362	-	-	798
G472	Retail sale of food, beverages and tobacco in specialized stores	22,229	3,469	-	-	195,345
G473	Retail sale of automotive fuel in specialized stores	34,375	13,060	-	289	-
G474	Retail sale of information and communications equipment in specialized stores	24,738	19	-	-	-
G475	Retail sale of other household equipment in specialized stores	88,580	11,820	-	-	-
G476	Retail sale of cultural and recreation goods in specialized stores	5,789	-	-	30	-
G477	Retail sale of other goods in specialized stores	144,739	23,113	899	596	-
G479	Retail trade not in stores, stalls or markets	S	S	S	S	S

Table 5 Number of Establishments and Expense by Type for Wholesale and Retail Trade; Repair of Motor Vehicles and Motorcycles
Establishments by Region and Industry Group: Philippines, 2018*(Values are in thousand PhP, except for number of establishments. Details may not add-up to total due to rounding and/or statistical disclosure control.)**Continued*

2009 PSIC Code	Region / Industry Description	Expense				
		Taxes on Products and Other Taxes on Production	Interest Expense	Research and Development	Environmental Protection	Royalty Fee
		(12)	(13)	(14)	(15)	(16)
	Autonomous Region in Muslim Mindanao	35,215	37,996	-	-	-
G451	Sale of motor vehicles	66	-	-	-	-
G453	Sale of motor vehicle parts and accessories	1,285	-	-	-	-
G454	Sale, maintenance and repair of motorcycles and related parts and accessories	2,286	-	-	-	-
G462	Wholesale of agricultural raw materials and live animals	1,500	603	-	-	-
G463	Wholesale of food, beverages and tobacco	5,207	21,802	-	-	-
G464	Wholesale of household goods	660	-	-	-	-
G465	Wholesale of machinery, equipment and supplies	599	-	-	-	-
G466	Other specialized wholesale	623	245	-	-	-
G471	Retail sale in non-specialized stores	2,835	-	-	-	-
G472	Retail sale of food, beverages and tobacco in specialized stores	549	-	-	-	-
G473	Retail sale of automotive fuel in specialized stores	6,980	14,395	-	-	-
G474	Retail sale of information and communications equipment in specialized stores	1,576	951	-	-	-
G475	Retail sale of other household equipment in specialized stores	1,249	-	-	-	-
G476	Retail sale of cultural and recreation goods in specialized stores	195	-	-	-	-
G477	Retail sale of other goods in specialized stores	9,581	-	-	-	-
G479	Retail trade not in stores, stalls or markets	23	-	-	-	-

Table 5 Number of Establishments and Expense by Type for Wholesale and Retail Trade; Repair of Motor Vehicles and Motorcycles
Establishments by Region and Industry Group: Philippines, 2018

(Values are in thousand PhP, except for number of establishments. Details may not add-up to total due to rounding and/or statistical disclosure control.)

Continued

2009 PSIC Code	Region / Industry Description	Expense				
		Franchise Fee	Management Fee	Amortization	Depreciation	Other Expense
		(17)	(18)	(19)	(20)	(21)
	Philippines	2,289,204	7,191,718	3,835,492	60,719,992	43,746,011
G451	Sale of motor vehicles	914	501,794	97,368	2,464,544	1,500,247
G452	Maintenance and repair of motor vehicles	4,732	4,779	3,934	394,979	176,481
G453	Sale of motor vehicle parts and accessories	-	77,489	5,799	899,781	529,273
G454	Sale, maintenance and repair of motorcycles and related parts and accessories	10	2,180	759,163	3,022,370	1,140,990
G461	Wholesale on a fee or contract basis	1,753	22,871	29,735	556,183	418,442
G462	Wholesale of agricultural raw materials and live animals	4	18,062	484	907,250	188,528
G463	Wholesale of food, beverages and tobacco	2,417	248,445	109,934	2,306,720	7,968,622
G464	Wholesale of household goods	129,646	816,844	83,500	3,738,123	7,012,368
G465	Wholesale of machinery, equipment and supplies	3,549	406,123	34,275	3,485,283	4,918,271
G466	Other specialized wholesale	10,202	410,450	62,531	5,040,188	3,758,882
G469	Non-specialized wholesale trade	22,132	-	-	69,790	35,679
G471	Retail sale in non-specialized stores	76,203	1,287,261	694,696	11,337,785	3,239,663
G472	Retail sale of food, beverages and tobacco in specialized stores	99,771	22,679	21,156	2,148,756	729,584
G473	Retail sale of automotive fuel in specialized stores	26,901	38,417	15,198	3,612,692	1,118,597
G474	Retail sale of information and communications equipment in specialized stores	1,789	8,777	31,119	1,461,803	1,519,663
G475	Retail sale of other household equipment in specialized stores	28,905	1,201,946	98,308	5,614,630	2,343,952
G476	Retail sale of cultural and recreation goods in specialized stores	49,318	14,789	6,352	1,086,059	268,671
G477	Retail sale of other goods in specialized stores	1,830,956	2,099,464	1,772,503	12,507,123	6,838,593
G479	Retail trade not in stores, stalls or markets	-	9,347	9,437	65,932	39,505
	National Capital Region	1,512,493	3,519,591	2,443,266	23,352,241	26,122,995
G451	Sale of motor vehicles	-	452,752	75,960	734,136	609,191
G452	Maintenance and repair of motor vehicles	-	3,065	206	101,812	63,382

Table 5 Number of Establishments and Expense by Type for Wholesale and Retail Trade; Repair of Motor Vehicles and Motorcycles
Establishments by Region and Industry Group: Philippines, 2018

(Values are in thousand PhP, except for number of establishments. Details may not add-up to total due to rounding and/or statistical disclosure control.)

Continued

2009 PSIC Code	Region / Industry Description	Expense				
		Franchise Fee	Management Fee	Amortization	Depreciation	Other Expense
		(17)	(18)	(19)	(20)	(21)
G453	Sale of motor vehicle parts and accessories	-	66,423	4,196	278,801	309,148
G454	Sale, maintenance and repair of motorcycles and related parts and accessories	-	474	744	98,856	187,927
G461	Wholesale on a fee or contract basis	1,753	10,460	10,326	168,752	336,581
G462	Wholesale of agricultural raw materials and live animals	-	8,086	382	110,412	38,349
G463	Wholesale of food, beverages and tobacco	-	75,212	84,683	670,390	6,691,588
G464	Wholesale of household goods	70,646	588,320	37,000	2,534,347	6,151,984
G465	Wholesale of machinery, equipment and supplies	-	374,511	20,148	2,191,921	2,434,902
G466	Other specialized wholesale	10,202	204,861	51,705	2,614,898	2,501,932
G469	Non-specialized wholesale trade	-	-	-	14,989	3,569
G471	Retail sale in non-specialized stores	319	555,095	330,570	3,664,181	1,072,568
G472	Retail sale of food, beverages and tobacco in specialized stores	-	21,020	13,394	391,372	161,397
G473	Retail sale of automotive fuel in specialized stores	86	3,398	12,860	987,722	298,671
G474	Retail sale of information and communications equipment in specialized stores	-	1,835	21,066	993,956	304,532
G475	Retail sale of other household equipment in specialized stores	10,191	460,357	64,333	1,646,476	673,295
G476	Retail sale of cultural and recreation goods in specialized stores	-	11,935	4,891	607,074	72,254
G477	Retail sale of other goods in specialized stores	1,419,296	672,441	1,709,225	5,496,396	4,190,507
G479	Retail trade not in stores, stalls or markets	-	9,347	1,576	45,750	21,219
	Cordillera Administrative Region	3,196	70,048	4,793	563,235	182,165
G451	Sale of motor vehicles	-	29	-	9,020	4,058
G452	Maintenance and repair of motor vehicles	-	-	-	24,812	449
G453	Sale of motor vehicle parts and accessories	-	-	-	14,393	656
G454	Sale, maintenance and repair of motorcycles and related parts and accessories	-	-	-	10,500	7,087
G461	Wholesale on a fee or contract basis	-	50	-	4,699	1,019

Table 5 Number of Establishments and Expense by Type for Wholesale and Retail Trade; Repair of Motor Vehicles and Motorcycles
Establishments by Region and Industry Group: Philippines, 2018

(Values are in thousand PhP, except for number of establishments. Details may not add-up to total due to rounding and/or statistical disclosure control.)

Continued

2009 PSIC Code	Region / Industry Description	Expense				
		Franchise Fee	Management Fee	Amortization	Depreciation	Other Expense
		(17)	(18)	(19)	(20)	(21)
G462	Wholesale of agricultural raw materials and live animals	-	-	103	13,195	875
G463	Wholesale of food, beverages and tobacco	-	80	264	40,849	10,275
G464	Wholesale of household goods	-	-	3,491	18,380	11,645
G465	Wholesale of machinery, equipment and supplies	234	-	-	4,602	75
G466	Other specialized wholesale	-	-	-	8,086	13,462
G471	Retail sale in non-specialized stores	2,518	33,721	695	95,267	21,407
G472	Retail sale of food, beverages and tobacco in specialized stores	-	-	-	32,042	21,468
G473	Retail sale of automotive fuel in specialized stores	444	1,113	-	59,192	27,169
G474	Retail sale of information and communications equipment in specialized stores	-	4,587	10	61,122	2,749
G475	Retail sale of other household equipment in specialized stores	-	1,043	51	115,068	46,828
G476	Retail sale of cultural and recreation goods in specialized stores	-	-	13	4,123	647
G477	Retail sale of other goods in specialized stores	-	29,425	168	43,321	12,297
G479	Retail trade not in stores, stalls or markets	-	-	-	4,563	-
	I - Ilocos Region	1,834	120,679	43,435	1,492,601	762,602
G451	Sale of motor vehicles	-	-	897	38,440	15,992
G452	Maintenance and repair of motor vehicles	-	-	-	13,317	251
G453	Sale of motor vehicle parts and accessories	-	-	54	13,539	1,406
G454	Sale, maintenance and repair of motorcycles and related parts and accessories	-	-	-	26,068	38,688
G462	Wholesale of agricultural raw materials and live animals	-	-	-	24,131	17,959
G463	Wholesale of food, beverages and tobacco	-	76	877	76,517	69,075
G464	Wholesale of household goods	75	15,180	476	24,413	10,756
G465	Wholesale of machinery, equipment and supplies	-	-	-	15,761	6,576
G466	Other specialized wholesale	-	-	-	66,816	28,181
G469	Non-specialized wholesale trade	-	-	-	596	88

Table 5 Number of Establishments and Expense by Type for Wholesale and Retail Trade; Repair of Motor Vehicles and Motorcycles
Establishments by Region and Industry Group: Philippines, 2018

(Values are in thousand PhP, except for number of establishments. Details may not add-up to total due to rounding and/or statistical disclosure control.)

Continued

2009 PSIC Code	Region / Industry Description	Expense				
		Franchise Fee	Management Fee	Amortization	Depreciation	Other Expense
		(17)	(18)	(19)	(20)	(21)
G471	Retail sale in non-specialized stores	-	12,427	27,644	536,832	142,857
G472	Retail sale of food, beverages and tobacco in specialized stores	-	-	3,797	137,568	114,682
G473	Retail sale of automotive fuel in specialized stores	-	147	-	110,346	93,207
G474	Retail sale of information and communications equipment in specialized stores	-	1,152	53	8,050	2,046
G475	Retail sale of other household equipment in specialized stores	-	16,152	7,559	176,487	48,707
G476	Retail sale of cultural and recreation goods in specialized stores	-	-	13	17,492	2,732
G477	Retail sale of other goods in specialized stores	1,759	75,543	2,065	205,875	169,392
G479	Retail trade not in stores, stalls or markets	-	-	-	354	8
	II - Cagayan Valley	35,711	114,773	22,254	1,651,050	635,790
G451	Sale of motor vehicles	-	-	289	52,056	2,580
G452	Maintenance and repair of motor vehicles	-	-	-	4,124	2,833
G453	Sale of motor vehicle parts and accessories	-	-	-	51,092	27,073
G454	Sale, maintenance and repair of motorcycles and related parts and accessories	-	539	-	30,370	135,720
G462	Wholesale of agricultural raw materials and live animals	-	155	-	309,512	18,998
G463	Wholesale of food, beverages and tobacco	-	87	203	67,812	47,355
G464	Wholesale of household goods	24,144	28,669	1,118	37,344	45,457
G465	Wholesale of machinery, equipment and supplies	-	272	-	21,814	19,440
G466	Other specialized wholesale	-	-	-	112,381	12,966
G471	Retail sale in non-specialized stores	11,567	11,369	14,458	230,954	14,962
G472	Retail sale of food, beverages and tobacco in specialized stores	-	1,083	467	42,112	63,693
G473	Retail sale of automotive fuel in specialized stores	-	16,159	-	170,605	87,304
G474	Retail sale of information and communications equipment in specialized stores	-	-	-	5,874	12,406
G475	Retail sale of other household equipment in specialized stores	-	46,715	4,694	313,575	66,865

Table 5 Number of Establishments and Expense by Type for Wholesale and Retail Trade; Repair of Motor Vehicles and Motorcycles
Establishments by Region and Industry Group: Philippines, 2018

(Values are in thousand PhP, except for number of establishments. Details may not add-up to total due to rounding and/or statistical disclosure control.)

Continued

2009 PSIC Code	Region / Industry Description	Expense				
		Franchise Fee	Management Fee	Amortization	Depreciation	Other Expense
		(17)	(18)	(19)	(20)	(21)
G476	Retail sale of cultural and recreation goods in specialized stores	-	-	-	111,005	2,201
G477	Retail sale of other goods in specialized stores	-	9,724	1,024	90,343	75,938
G479	Retail trade not in stores, stalls or markets	-	-	-	76	-
	III - Central Luzon	89,264	612,050	114,117	5,847,414	2,364,351
G451	Sale of motor vehicles	400	3,600	2,868	229,309	41,701
G452	Maintenance and repair of motor vehicles	4,639	15	461	15,947	3,948
G453	Sale of motor vehicle parts and accessories	-	7,762	-	55,808	1,564
G454	Sale, maintenance and repair of motorcycles and related parts and accessories	-	-	-	23,226	3,222
G461	Wholesale on a fee or contract basis	-	-	-	7,389	2,850
G462	Wholesale of agricultural raw materials and live animals	-	-	-	27,957	4,987
G463	Wholesale of food, beverages and tobacco	1,729	139,044	12,916	163,075	72,491
G464	Wholesale of household goods	-	9,306	198	282,624	101,569
G465	Wholesale of machinery, equipment and supplies	-	-	157	25,665	10,211
G466	Other specialized wholesale	-	10,756	824	147,182	166,629
G469	Non-specialized wholesale trade	-	-	-	767	-
G471	Retail sale in non-specialized stores	559	123,197	92,577	1,349,830	370,166
G472	Retail sale of food, beverages and tobacco in specialized stores	-	-	-	63,727	8,150
G473	Retail sale of automotive fuel in specialized stores	16,657	3,819	96	257,200	34,495
G474	Retail sale of information and communications equipment in specialized stores	1,306	-	1,031	6,220	1,076,432
G475	Retail sale of other household equipment in specialized stores	-	172,468	1,483	520,753	169,563
G476	Retail sale of cultural and recreation goods in specialized stores	-	-	28	46,499	5,966
G477	Retail sale of other goods in specialized stores	63,974	142,083	1,481	2,624,038	290,405
G479	Retail trade not in stores, stalls or markets	-	-	-	200	-

Table 5 Number of Establishments and Expense by Type for Wholesale and Retail Trade; Repair of Motor Vehicles and Motorcycles
Establishments by Region and Industry Group: Philippines, 2018

(Values are in thousand PhP, except for number of establishments. Details may not add-up to total due to rounding and/or statistical disclosure control.)

Continued

2009 PSIC Code	Region / Industry Description	Expense				
		Franchise Fee	Management Fee	Amortization	Depreciation	Other Expense
		(17)	(18)	(19)	(20)	(21)
	IVA - CALABARZON	138,604	889,043	972,190	8,426,672	3,145,331
G451	Sale of motor vehicles	-	13,171	12,112	272,306	182,915
G452	Maintenance and repair of motor vehicles	-	65	132	53,435	15,423
G453	Sale of motor vehicle parts and accessories	-	2,359	164	101,815	58,063
G454	Sale, maintenance and repair of motorcycles and related parts and accessories	-	-	729,775	2,460,453	314,521
G461	Wholesale on a fee or contract basis	-	-	-	31,875	24,084
G462	Wholesale of agricultural raw materials and live animals	-	36	-	24,400	8,179
G463	Wholesale of food, beverages and tobacco	350	21,144	507	169,489	79,731
G464	Wholesale of household goods	10,945	64,270	909	187,207	224,911
G465	Wholesale of machinery, equipment and supplies	3,315	9,017	3,096	697,426	606,538
G466	Other specialized wholesale	-	3,596	5,085	238,277	206,069
G469	Non-specialized wholesale trade	-	-	-	2,460	97
G471	Retail sale in non-specialized stores	-	378,746	205,804	2,184,792	619,249
G472	Retail sale of food, beverages and tobacco in specialized stores	-	5	283	36,831	2,679
G473	Retail sale of automotive fuel in specialized stores	1,427	1,450	444	432,517	138,901
G474	Retail sale of information and communications equipment in specialized stores	-	1,200	-	16,645	37,887
G475	Retail sale of other household equipment in specialized stores	-	154,969	6,034	826,331	223,002
G476	Retail sale of cultural and recreation goods in specialized stores	-	-	306	105,611	6,471
G477	Retail sale of other goods in specialized stores	122,566	239,016	7,540	583,729	396,509
G479	Retail trade not in stores, stalls or markets	-	-	-	1,071	99
	MIMAROPA	122,763	265,944	27,293	814,331	317,326
G451	Sale of motor vehicles	-	720	205	17,723	1,511
G452	Maintenance and repair of motor vehicles	-	-	-	8,397	767

Table 5 Number of Establishments and Expense by Type for Wholesale and Retail Trade; Repair of Motor Vehicles and Motorcycles
Establishments by Region and Industry Group: Philippines, 2018

(Values are in thousand PhP, except for number of establishments. Details may not add-up to total due to rounding and/or statistical disclosure control.)

Continued

2009 PSIC Code	Region / Industry Description	Expense				
		Franchise Fee	Management Fee	Amortization	Depreciation	Other Expense
		(17)	(18)	(19)	(20)	(21)
G453	Sale of motor vehicle parts and accessories	-	-	-	20,985	601
G454	Sale, maintenance and repair of motorcycles and related parts and accessories	-	-	4,542	39,413	14,194
G461	Wholesale on a fee or contract basis	S	S	S	S	S
G462	Wholesale of agricultural raw materials and live animals	-	876	-	87,642	10,371
G463	Wholesale of food, beverages and tobacco	-	1,309	117	44,247	26,668
G464	Wholesale of household goods	6,081	7,220	-	5,804	9,975
G465	Wholesale of machinery, equipment and supplies	-	-	-	2,500	1,120
G466	Other specialized wholesale	-	35	9	63,893	36,540
G471	Retail sale in non-specialized stores	-	2,029	260	72,124	25,799
G472	Retail sale of food, beverages and tobacco in specialized stores	-	-	64	5,445	4,606
G473	Retail sale of automotive fuel in specialized stores	-	-	-	39,936	4,811
G474	Retail sale of information and communications equipment in specialized stores	-	-	-	8,110	1,434
G475	Retail sale of other household equipment in specialized stores	-	19,680	88	87,737	32,149
G476	Retail sale of cultural and recreation goods in specialized stores	-	-	13	8,439	2,970
G477	Retail sale of other goods in specialized stores	116,683	234,075	21,996	299,484	143,641
G479	Retail trade not in stores, stalls or markets	S	S	S-	S	S
	V - Bicol Region	3,418	34,776	7,704	983,812	559,030
G451	Sale of motor vehicles	-	3,168	1,149	36,207	18,405
G452	Maintenance and repair of motor vehicles	-	-	-	14,891	13,873
G453	Sale of motor vehicle parts and accessories	-	-	-	12,238	6,392
G454	Sale, maintenance and repair of motorcycles and related parts and accessories	-	-	-	13,304	13,478
G461	Wholesale on a fee or contract basis	-	-	-	19,010	1,909
G462	Wholesale of agricultural raw materials and live animals	-	-	-	49,688	5,064

Table 5 Number of Establishments and Expense by Type for Wholesale and Retail Trade; Repair of Motor Vehicles and Motorcycles
Establishments by Region and Industry Group: Philippines, 2018

(Values are in thousand PhP, except for number of establishments. Details may not add-up to total due to rounding and/or statistical disclosure control.)

Continued

2009 PSIC Code	Region / Industry Description	Expense				
		Franchise Fee	Management Fee	Amortization	Depreciation	Other Expense
		(17)	(18)	(19)	(20)	(21)
G463	Wholesale of food, beverages and tobacco	190	477	577	115,201	151,758
G464	Wholesale of household goods	-	618	192	31,573	20,941
G465	Wholesale of machinery, equipment and supplies	-	-	-	22,591	10,968
G466	Other specialized wholesale	-	-	8	72,104	27,724
G471	Retail sale in non-specialized stores	-	20,767	5,181	148,413	39,545
G472	Retail sale of food, beverages and tobacco in specialized stores	713	-	-	53,253	6,302
G473	Retail sale of automotive fuel in specialized stores	2,032	120	10	101,436	12,703
G474	Retail sale of information and communications equipment in specialized stores	483	-	-	3,890	1,635
G475	Retail sale of other household equipment in specialized stores	-	852	51	200,181	115,176
G476	Retail sale of cultural and recreation goods in specialized stores	-	-	13	14,993	2,128
G477	Retail sale of other goods in specialized stores	-	8,775	304	74,245	111,030
G479	Retail trade not in stores, stalls or markets	-	-	219	594	-
	VI - Western Visayas	10,088	177,745	21,800	2,756,452	1,385,283
G451	Sale of motor vehicles	-	11,392	-	145,850	146,003
G452	Maintenance and repair of motor vehicles	-	-	-	10,920	649
G453	Sale of motor vehicle parts and accessories	-	-	-	20,502	63,959
G454	Sale, maintenance and repair of motorcycles and related parts and accessories	-	104	9,084	47,250	138,885
G461	Wholesale on a fee or contract basis	-	-	-	7,718	708
G462	Wholesale of agricultural raw materials and live animals	-	4,746	-	32,336	2,745
G463	Wholesale of food, beverages and tobacco	-	7,080	103	140,096	45,240
G464	Wholesale of household goods	-	10,768	1,701	120,515	20,548
G465	Wholesale of machinery, equipment and supplies	-	16,086	130	18,323	49,372
G466	Other specialized wholesale	-	17,106	1,573	317,807	79,720
G471	Retail sale in non-specialized stores	-	55,932	3,377	476,232	102,648

Table 5 Number of Establishments and Expense by Type for Wholesale and Retail Trade; Repair of Motor Vehicles and Motorcycles
Establishments by Region and Industry Group: Philippines, 2018

(Values are in thousand PhP, except for number of establishments. Details may not add-up to total due to rounding and/or statistical disclosure control.)

Continued

2009 PSIC Code	Region / Industry Description	Expense				
		Franchise Fee	Management Fee	Amortization	Depreciation	Other Expense
		(17)	(18)	(19)	(20)	(21)
G472	Retail sale of food, beverages and tobacco in specialized stores	-	-	-	216,822	150,290
G473	Retail sale of automotive fuel in specialized stores	-	2,606	104	93,858	14,268
G474	Retail sale of information and communications equipment in specialized stores	-	-	15	39,432	30,046
G475	Retail sale of other household equipment in specialized stores	-	19,357	436	273,527	63,219
G476	Retail sale of cultural and recreation goods in specialized stores	-	1,632	2	19,746	3,218
G477	Retail sale of other goods in specialized stores	10,088	30,937	5,274	774,748	473,765
G479	Retail trade not in stores, stalls or markets	-	-	-	771	-
	VII - Central Visayas	103,530	662,639	66,696	3,810,064	2,845,997
G451	Sale of motor vehicles	-	15,313	167	262,277	79,549
G452	Maintenance and repair of motor vehicles	-	-	-	49,129	57,479
G453	Sale of motor vehicle parts and accessories	-	108	1,110	104,141	29,436
G454	Sale, maintenance and repair of motorcycles and related parts and accessories	10	-	14,605	44,264	126,173
G461	Wholesale on a fee or contract basis	-	7,416	3,307	13,987	8,204
G462	Wholesale of agricultural raw materials and live animals	-	1,249	-	14,457	8,102
G463	Wholesale of food, beverages and tobacco	-	1,016	4,885	336,725	304,108
G464	Wholesale of household goods	7,919	57,950	3,458	124,638	72,807
G465	Wholesale of machinery, equipment and supplies	-	-	7,363	194,493	958,514
G466	Other specialized wholesale	-	46,685	73	554,001	99,418
G469	Non-specialized wholesale trade	-	-	-	4,957	148
G471	Retail sale in non-specialized stores	2,822	8,228	3,520	667,153	144,842
G472	Retail sale of food, beverages and tobacco in specialized stores	-	5	2,067	73,424	112,756
G473	Retail sale of automotive fuel in specialized stores	1,968	6,798	1,326	125,534	26,604
G474	Retail sale of information and communications equipment in specialized stores	-	2	8,203	78,663	12,792

Table 5 Number of Establishments and Expense by Type for Wholesale and Retail Trade; Repair of Motor Vehicles and Motorcycles
Establishments by Region and Industry Group: Philippines, 2018

(Values are in thousand PhP, except for number of establishments. Details may not add-up to total due to rounding and/or statistical disclosure control.)

Continued

2009 PSIC Code	Region / Industry Description	Expense				
		Franchise Fee	Management Fee	Amortization	Depreciation	Other Expense
		(17)	(18)	(19)	(20)	(21)
G475	Retail sale of other household equipment in specialized stores	1,228	37,448	7,593	481,545	306,522
G476	Retail sale of cultural and recreation goods in specialized stores	49,022	236	422	46,216	103,766
G477	Retail sale of other goods in specialized stores	40,561	480,185	5,816	630,949	383,013
G479	Retail trade not in stores, stalls or markets	-	-	2,779	3,510	11,764
	VIII - Eastern Visayas	13,273	22,349	4,951	1,377,164	399,852
G451	Sale of motor vehicles	-	918	66	44,329	18,940
G452	Maintenance and repair of motor vehicles	-	1,198	-	16,398	1,153
G453	Sale of motor vehicle parts and accessories	-	62	-	12,820	5,570
G454	Sale, maintenance and repair of motorcycles and related parts and accessories	-	-	-	13,807	1,662
G461	Wholesale on a fee or contract basis	-	-	-	159	58
G462	Wholesale of agricultural raw materials and live animals	4	2,276	-	8,229	16,133
G463	Wholesale of food, beverages and tobacco	-	-	20	56,523	18,264
G464	Wholesale of household goods	-	67	180	23,132	11,927
G465	Wholesale of machinery, equipment and supplies	-	255	-	2,568	1,079
G466	Other specialized wholesale	-	36	13	111,507	38,891
G471	Retail sale in non-specialized stores	-	450	343	106,821	19,058
G472	Retail sale of food, beverages and tobacco in specialized stores	-	-	69	19,040	1,092
G473	Retail sale of automotive fuel in specialized stores	-	288	128	614,744	99,828
G474	Retail sale of information and communications equipment in specialized stores	-	-	-	22,041	20,280
G475	Retail sale of other household equipment in specialized stores	4,022	12,442	735	212,870	26,999
G476	Retail sale of cultural and recreation goods in specialized stores	-	-	-	22,997	12,574
G477	Retail sale of other goods in specialized stores	9,248	4,358	3,396	89,180	106,340

Table 5 Number of Establishments and Expense by Type for Wholesale and Retail Trade; Repair of Motor Vehicles and Motorcycles
Establishments by Region and Industry Group: Philippines, 2018

(Values are in thousand PhP, except for number of establishments. Details may not add-up to total due to rounding and/or statistical disclosure control.)

Continued

2009 PSIC Code	Region / Industry Description	Expense				
		Franchise Fee	Management Fee	Amortization	Depreciation	Other Expense
		(17)	(18)	(19)	(20)	(21)
	IX - Zamboanga Peninsula	634	3,923	2,503	926,110	307,033
G451	Sale of motor vehicles	-	-	487	6,974	3,305
G452	Maintenance and repair of motor vehicles	-	-	-	4,013	902
G453	Sale of motor vehicle parts and accessories	-	-	-	7,315	2,528
G454	Sale, maintenance and repair of motorcycles and related parts and accessories	-	-	-	47,321	129,090
G461	Wholesale on a fee or contract basis	-	94	-	2,744	567
G462	Wholesale of agricultural raw materials and live animals	-	623	-	22,041	9,257
G463	Wholesale of food, beverages and tobacco	-	-	34	47,162	18,529
G464	Wholesale of household goods	-	-	-	21,536	10,683
G465	Wholesale of machinery, equipment and supplies	-	-	-	6,097	6,819
G466	Other specialized wholesale	-	-	-	35,627	13,706
G471	Retail sale in non-specialized stores	338	3,156	451	69,843	39,506
G472	Retail sale of food, beverages and tobacco in specialized stores	-	-	-	349,749	4,791
G473	Retail sale of automotive fuel in specialized stores	-	-	-	82,534	19,050
G474	Retail sale of information and communications equipment in specialized stores	-	-	-	11,224	3,205
G475	Retail sale of other household equipment in specialized stores	-	51	233	59,716	23,878
G476	Retail sale of cultural and recreation goods in specialized stores	296	-	581	2,524	874
G477	Retail sale of other goods in specialized stores	-	-	717	149,616	20,341
G479	Retail trade not in stores, stalls or markets	-	-	-	74	-
	X - Northern Mindanao	120,960	174,042	51,297	3,266,059	1,506,060
G451	Sale of motor vehicles	-	-	336	433,673	236,489
G452	Maintenance and repair of motor vehicles	-	437	-	14,885	6,358
G453	Sale of motor vehicle parts and accessories	-	-	165	132,521	4,624

Table 5 Number of Establishments and Expense by Type for Wholesale and Retail Trade; Repair of Motor Vehicles and Motorcycles
Establishments by Region and Industry Group: Philippines, 2018

(Values are in thousand PhP, except for number of establishments. Details may not add-up to total due to rounding and/or statistical disclosure control.)

Continued

2009 PSIC Code	Region / Industry Description	Expense				
		Franchise Fee	Management Fee	Amortization	Depreciation	Other Expense
		(17)	(18)	(19)	(20)	(21)
G454	Sale, maintenance and repair of motorcycles and related parts and accessories	-	-	-	43,312	3,619
G461	Wholesale on a fee or contract basis	-	-	42	5,069	3,458
G462	Wholesale of agricultural raw materials and live animals	-	-	-	43,945	8,382
G463	Wholesale of food, beverages and tobacco	149	2,301	1,510	114,207	86,268
G464	Wholesale of household goods	9,835	11,552	32,624	111,781	35,551
G465	Wholesale of machinery, equipment and supplies	-	69	1,093	10,154	8,782
G466	Other specialized wholesale	-	474	541	345,080	363,002
G469	Non-specialized wholesale trade	22,132	-	-	45,724	31,696
G471	Retail sale in non-specialized stores	52,081	40,859	1,918	580,543	225,611
G472	Retail sale of food, beverages and tobacco in specialized stores	-	216	-	164,054	48,400
G473	Retail sale of automotive fuel in specialized stores	-	17	-	319,831	57,277
G474	Retail sale of information and communications equipment in specialized stores	-	-	83	128,659	3,600
G475	Retail sale of other household equipment in specialized stores	9	48,016	1,389	177,110	148,759
G476	Retail sale of cultural and recreation goods in specialized stores	-	136	54	23,884	3,824
G477	Retail sale of other goods in specialized stores	36,755	69,966	11,542	571,582	230,360
G479	Retail trade not in stores, stalls or markets	-	-	-	47	-
	XI - Davao Region	14,139	425,658	40,808	2,927,770	2,344,665
G451	Sale of motor vehicles	-	302	2,703	134,728	28,557
G452	Maintenance and repair of motor vehicles	93	-	-	28,978	8,145
G453	Sale of motor vehicle parts and accessories	-	776	109	30,134	7,642
G454	Sale, maintenance and repair of motorcycles and related parts and accessories	-	120	412	87,674	16,415
G461	Wholesale on a fee or contract basis	-	4,851	15,949	281,428	36,195
G462	Wholesale of agricultural raw materials and live animals	-	-	-	22,243	6,143

Table 5 Number of Establishments and Expense by Type for Wholesale and Retail Trade; Repair of Motor Vehicles and Motorcycles
Establishments by Region and Industry Group: Philippines, 2018

(Values are in thousand PhP, except for number of establishments. Details may not add-up to total due to rounding and/or statistical disclosure control.)

Continued

2009 PSIC Code	Region / Industry Description	Expense				
		Franchise Fee	Management Fee	Amortization	Depreciation	Other Expense
		(17)	(18)	(19)	(20)	(21)
G463	Wholesale of food, beverages and tobacco	-	617	457	177,629	290,243
G464	Wholesale of household goods	-	22,501	1,906	175,071	276,826
G465	Wholesale of machinery, equipment and supplies	-	-	2,260	256,539	771,677
G466	Other specialized wholesale	-	126,902	2,703	244,686	135,113
G469	Non-specialized wholesale trade	-	-	-	297	80
G471	Retail sale in non-specialized stores	-	33,825	6,980	841,074	318,466
G472	Retail sale of food, beverages and tobacco in specialized stores	-	-	-	11,264	20,011
G473	Retail sale of automotive fuel in specialized stores	-	-	224	93,352	55,769
G474	Retail sale of information and communications equipment in specialized stores	-	-	659	43,336	4,094
G475	Retail sale of other household equipment in specialized stores	13,456	187,859	687	251,869	241,172
G476	Retail sale of cultural and recreation goods in specialized stores	-	850	15	24,114	16,818
G477	Retail sale of other goods in specialized stores	589	47,055	881	219,468	106,213
G479	Retail trade not in stores, stalls or markets	-	-	4,863	3,882	5,085
	XII - SOCCSKSARGEN	66,963	45,606	5,617	1,979,503	525,923
G451	Sale of motor vehicles	514	378	5	33,656	96,968
G452	Maintenance and repair of motor vehicles	-	-	-	20,784	-
G453	Sale of motor vehicle parts and accessories	-	-	-	29,987	5,639
G454	Sale, maintenance and repair of motorcycles and related parts and accessories	-	-	-	16,344	3,361
G461	Wholesale on a fee or contract basis	-	-	111	9,489	2,716
G462	Wholesale of agricultural raw materials and live animals	-	-	-	79,802	14,876
G463	Wholesale of food, beverages and tobacco	-	-	279	53,396	23,555
G464	Wholesale of household goods	-	3	248	32,440	5,242
G465	Wholesale of machinery, equipment and supplies	-	1,354	29	9,149	18,525
G466	Other specialized wholesale	-	-	-	55,227	21,866
G471	Retail sale in non-specialized stores	5,999	6,195	489	221,812	44,109

Table 5 Number of Establishments and Expense by Type for Wholesale and Retail Trade; Repair of Motor Vehicles and Motorcycles
Establishments by Region and Industry Group: Philippines, 2018

(Values are in thousand PhP, except for number of establishments. Details may not add-up to total due to rounding and/or statistical disclosure control.)

Continued

2009 PSIC Code	Region / Industry Description	Expense				
		Franchise Fee	Management Fee	Amortization	Depreciation	Other Expense
		(17)	(18)	(19)	(20)	(21)
G472	Retail sale of food, beverages and tobacco in specialized stores	46,726	15	1,014	534,444	3,677
G473	Retail sale of automotive fuel in specialized stores	4,287	575	5	77,799	33,874
G474	Retail sale of information and communications equipment in specialized stores	-	-	-	25,451	5,868
G475	Retail sale of other household equipment in specialized stores	-	24,496	2,891	225,314	139,170
G476	Retail sale of cultural and recreation goods in specialized stores	-	-	-	26,773	29,814
G477	Retail sale of other goods in specialized stores	9,437	12,589	546	524,413	75,864
G479	Retail trade not in stores, stalls or markets	-	-	-	3,223	800
	XIII - Caraga	52,333	52,850	4,491	506,648	249,631
G451	Sale of motor vehicles	-	51	124	13,808	14,084
G452	Maintenance and repair of motor vehicles	-	-	3,136	13,136	870
G453	Sale of motor vehicle parts and accessories	-	-	-	12,937	4,271
G454	Sale, maintenance and repair of motorcycles and related parts and accessories	-	943	-	18,770	6,948
G461	Wholesale on a fee or contract basis	S	S	S	S	S
G462	Wholesale of agricultural raw materials and live animals	-	15	-	35,984	16,138
G463	Wholesale of food, beverages and tobacco	-	0	223	26,405	31,447
G464	Wholesale of household goods	-	420	-	7,318	1,546
G465	Wholesale of machinery, equipment and supplies	-	4,560	-	5,194	13,673
G466	Other specialized wholesale	-	-	-	52,214	13,662
G471	Retail sale in non-specialized stores	-	1,265	429	90,152	38,834
G472	Retail sale of food, beverages and tobacco in specialized stores	52,333	335	-	17,609	5,589
G473	Retail sale of automotive fuel in specialized stores	-	1,927	-	35,595	40,016
G474	Retail sale of information and communications equipment in specialized stores	-	-	-	8,606	374
G475	Retail sale of other household equipment in specialized stores	-	41	51	45,025	13,012

Table 5 Number of Establishments and Expense by Type for Wholesale and Retail Trade; Repair of Motor Vehicles and Motorcycles
Establishments by Region and Industry Group: Philippines, 2018

(Values are in thousand PhP, except for number of establishments. Details may not add-up to total due to rounding and/or statistical disclosure control.)

Concluded

2009 PSIC Code	Region / Industry Description	Expense				
		Franchise Fee	Management Fee	Amortization	Depreciation	Other Expense
		(17)	(18)	(19)	(20)	(21)
G476	Retail sale of cultural and recreation goods in specialized stores	-	-	-	4,247	2,415
G477	Retail sale of other goods in specialized stores	-	43,292	529	116,938	46,301
G479	Retail trade not in stores, stalls or markets	S	S	S	S	S
	Autonomous Region in Muslim Mindanao	-	-	2,280	38,866	91,977
G451	Sale of motor vehicles	-	-	-	54	-
G453	Sale of motor vehicle parts and accessories	-	-	-	754	699
G454	Sale, maintenance and repair of motorcycles and related parts and accessories	-	-	-	1,438	-
G462	Wholesale of agricultural raw materials and live animals	-	-	-	1,275	1,969
G463	Wholesale of food, beverages and tobacco	-	-	2,280	6,997	2,025
G464	Wholesale of household goods	-	-	-	-	-
G465	Wholesale of machinery, equipment and supplies	-	-	-	486	-
G466	Other specialized wholesale	-	-	-	403	-
G471	Retail sale in non-specialized stores	-	-	-	1,765	38
G472	Retail sale of food, beverages and tobacco in specialized stores	-	-	-	-	-
G473	Retail sale of automotive fuel in specialized stores	-	-	-	10,491	74,649
G474	Retail sale of information and communications equipment in specialized stores	-	-	-	525	283
G475	Retail sale of other household equipment in specialized stores	-	-	-	1,044	5,637
G476	Retail sale of cultural and recreation goods in specialized stores	-	-	-	322	-
G477	Retail sale of other goods in specialized stores	-	-	-	12,798	6,677
G479	Retail trade not in stores, stalls or markets	-	-	-	515	-

Note: "-" – Zero Value

S – Suppressed Data

Source: Philippine Statistics Authority, 2018 Census of Philippine Business and Industry

Table 5.1 Number of Establishments and Cost of Goods Sold for Wholesale and Retail Trade; Repair of Motor Vehicles and Motorcycles Establishments by Region and Industry Group: Philippines, 2018*(Values are in thousand PhP, except for number of establishments. Details may not add-up to total due to rounding and/or statistical disclosure control.)*

2009 PSIC Code	Region / Industry Description	Number of Establishments	Cost of Goods Sold			
			Total	Goods for Resale Inventories, Beginning	Goods Purchased for Resale	Goods for Resale Inventories, Ending
		(1)	(2)	(3)	(4)	(5)
	Philippines	137,674	6,838,708,874	1,110,346,408	6,964,987,655	1,236,625,188
G451	Sale of motor vehicles	1,595	430,719,360	70,550,466	450,953,365	90,784,471
G452	Maintenance and repair of motor vehicles	2,991	16,667,372	4,709,356	17,472,265	5,514,249
G453	Sale of motor vehicle parts and accessories	4,837	128,284,863	34,091,780	136,132,920	41,939,837
G454	Sale, maintenance and repair of motorcycles and related parts and accessories	8,501	363,090,228	73,985,111	369,984,849	80,879,733
G461	Wholesale on a fee or contract basis	518	28,571,672	5,507,533	30,226,312	7,162,172
G462	Wholesale of agricultural raw materials and live animals	2,430	104,828,399	15,892,224	106,645,617	17,709,442
G463	Wholesale of food, beverages and tobacco	3,508	548,582,867	71,154,762	552,600,449	75,172,343
G464	Wholesale of household goods	6,370	478,251,173	93,540,460	488,365,322	103,654,609
G465	Wholesale of machinery, equipment and supplies	2,810	280,160,357	58,141,925	287,660,161	65,641,728
G466	Other specialized wholesale	4,173	622,313,485	100,660,390	642,040,409	120,387,313
G469	Non-specialized wholesale trade	93	10,094,183	2,609,017	8,803,243	1,318,076
G471	Retail sale in non-specialized stores	13,478	1,086,257,730	150,166,484	1,097,483,309	161,392,062
G472	Retail sale of food, beverages and tobacco in specialized stores	11,793	160,322,004	24,823,047	172,674,157	37,175,200
G473	Retail sale of automotive fuel in specialized stores	7,074	663,008,883	48,206,658	665,458,696	50,656,471
G474	Retail sale of information and communications equipment in specialized stores	6,782	317,403,624	44,465,845	321,525,107	48,587,327
G475	Retail sale of other household equipment in specialized stores	17,389	516,958,197	119,488,933	530,002,170	132,532,906
G476	Retail sale of cultural and recreation goods in specialized stores	3,374	49,260,003	17,749,658	47,822,369	16,312,024
G477	Retail sale of other goods in specialized stores	39,585	1,030,926,773	173,953,400	1,036,009,418	179,036,044
G479	Retail trade not in stores, stalls or markets	373	3,007,700	649,361	3,127,517	769,179
	National Capital Region	21,366	2,381,000,431	398,133,353	2,435,630,510	452,763,431
G451	Sale of motor vehicles	279	204,611,378	26,238,276	218,300,477	39,927,375
G452	Maintenance and repair of motor vehicles	387	5,597,862	1,949,735	5,970,574	2,322,446

Continued

Table 5.1 Number of Establishments and Cost of Goods Sold for Wholesale and Retail Trade; Repair of Motor Vehicles and Motorcycles Establishments by Region and Industry Group: Philippines, 2018

(Values are in thousand PhP, except for number of establishments. Details may not add-up to total due to rounding and/or statistical disclosure control.)

Continued

2009 PSIC Code	Region / Industry Description	Number of Establishments	Cost of Goods Sold			
			Total	Goods for Resale Inventories, Beginning	Goods Purchased for Resale	Goods for Resale Inventories, Ending
		(1)	(2)	(3)	(4)	(5)
G453	Sale of motor vehicle parts and accessories	688	39,927,599	11,982,500	40,485,361	12,540,262
G454	Sale, maintenance and repair of motorcycles and related parts and accessories	556	12,926,695	3,154,126	13,202,494	3,429,926
G461	Wholesale on a fee or contract basis	170	14,814,361	3,432,143	15,648,161	4,265,943
G462	Wholesale of agricultural raw materials and live animals	217	26,426,566	4,105,955	27,141,322	4,820,711
G463	Wholesale of food, beverages and tobacco	563	211,258,861	36,722,222	210,186,452	35,649,814
G464	Wholesale of household goods	2,144	274,675,160	62,053,865	284,330,350	71,709,055
G465	Wholesale of machinery, equipment and supplies	1,189	184,011,320	38,904,648	187,790,000	42,683,328
G466	Other specialized wholesale	1,043	336,071,204	44,630,344	348,977,545	57,536,685
G469	Non-specialized wholesale trade	28	3,006,711	428,113	2,863,815	285,217
G471	Retail sale in non-specialized stores	1,344	277,946,247	30,044,167	279,352,961	31,450,882
G472	Retail sale of food, beverages and tobacco in specialized stores	941	64,886,799	11,994,970	74,445,653	21,553,824
G473	Retail sale of automotive fuel in specialized stores	619	158,122,663	9,061,128	162,340,291	13,278,756
G474	Retail sale of information and communications equipment in specialized stores	770	77,975,440	12,628,739	79,588,794	14,242,093
G475	Retail sale of other household equipment in specialized stores	2,746	138,215,464	33,886,611	142,613,816	38,284,962
G476	Retail sale of cultural and recreation goods in specialized stores	539	19,639,391	6,741,706	17,835,750	4,938,064
G477	Retail sale of other goods in specialized stores	7,048	328,801,169	59,639,948	322,374,617	53,213,395
G479	Retail trade not in stores, stalls or markets	96	2,085,540	534,157	2,182,076	630,692
Cordillera Administrative Region		4,683	70,760,905	10,599,751	72,603,940	12,442,786
G451	Sale of motor vehicles	37	4,227,724	441,297	4,350,682	564,255
G452	Maintenance and repair of motor vehicles	130	93,226	41,797	100,980	49,552
G453	Sale of motor vehicle parts and accessories	188	616,160	336,033	548,490	268,363
G454	Sale, maintenance and repair of motorcycles and related parts and accessories	293	6,408,470	1,563,907	6,647,265	1,802,703
G461	Wholesale on a fee or contract basis	12	891,672	277,178	958,195	343,700
G462	Wholesale of agricultural raw materials and live animals	74	410,062	66,685	431,750	88,373

Table 5.1 Number of Establishments and Cost of Goods Sold for Wholesale and Retail Trade; Repair of Motor Vehicles and Motorcycles Establishments by Region and Industry Group: Philippines, 2018

(Values are in thousand PhP, except for number of establishments. Details may not add-up to total due to rounding and/or statistical disclosure control.)

Continued

2009 PSIC Code	Region / Industry Description	Number of Establishments	Cost of Goods Sold			
			Total	Goods for Resale Inventories, Beginning	Goods Purchased for Resale	Goods for Resale Inventories, Ending
		(1)	(2)	(3)	(4)	(5)
G463	Wholesale of food, beverages and tobacco	126	5,244,450	467,246	5,363,120	585,917
G464	Wholesale of household goods	144	1,226,373	310,250	1,348,788	432,666
G465	Wholesale of machinery, equipment and supplies	41	440,955	80,861	433,543	73,450
G466	Other specialized wholesale	97	650,686	164,345	595,117	108,777
G471	Retail sale in non-specialized stores	376	18,476,868	1,579,662	18,946,740	2,049,534
G472	Retail sale of food, beverages and tobacco in specialized stores	391	836,810	210,744	729,532	103,466
G473	Retail sale of automotive fuel in specialized stores	346	8,331,328	390,757	8,514,565	573,994
G474	Retail sale of information and communications equipment in specialized stores	312	4,796,304	720,626	5,051,997	976,319
G475	Retail sale of other household equipment in specialized stores	820	11,096,544	2,341,550	11,154,864	2,399,870
G476	Retail sale of cultural and recreation goods in specialized stores	110	1,494,776	326,519	1,557,526	389,269
G477	Retail sale of other goods in specialized stores	1,161	5,513,573	1,278,101	5,867,527	1,632,055
G479	Retail trade not in stores, stalls or markets	24	4,925	2,192	3,257	525
I - Ilocos Region		5,820	209,810,626	34,416,991	213,479,275	38,085,640
G451	Sale of motor vehicles	72	17,524,232	3,601,836	17,789,020	3,866,623
G452	Maintenance and repair of motor vehicles	159	478,217	124,856	476,855	123,493
G453	Sale of motor vehicle parts and accessories	354	1,660,163	367,917	1,717,520	425,273
G454	Sale, maintenance and repair of motorcycles and related parts and accessories	285	19,922,063	4,925,614	19,049,009	4,052,560
G462	Wholesale of agricultural raw materials and live animals	91	1,287,664	120,718	1,304,852	137,905
G463	Wholesale of food, beverages and tobacco	157	22,211,472	2,704,258	23,072,458	3,565,244
G464	Wholesale of household goods	273	4,890,832	651,836	5,002,220	763,224
G465	Wholesale of machinery, equipment and supplies	108	1,451,084	137,453	1,452,424	138,793
G466	Other specialized wholesale	244	7,631,969	794,985	7,767,267	930,283
G469	Non-specialized wholesale trade	5	169,895	13,538	167,699	11,342
G471	Retail sale in non-specialized stores	793	49,094,810	7,469,247	50,593,094	8,967,532

Table 5.1 Number of Establishments and Cost of Goods Sold for Wholesale and Retail Trade; Repair of Motor Vehicles and Motorcycles Establishments by Region and Industry Group: Philippines, 2018*(Values are in thousand PhP, except for number of establishments. Details may not add-up to total due to rounding and/or statistical disclosure control.)**Continued*

2009 PSIC Code	Region / Industry Description	Number of Establishments	Cost of Goods Sold			
			Total	Goods for Resale Inventories, Beginning	Goods Purchased for Resale	Goods for Resale Inventories, Ending
		(1)	(2)	(3)	(4)	(5)
G472	Retail sale of food, beverages and tobacco in specialized stores	525	11,735,388	4,636,206	11,948,859	4,849,676
G473	Retail sale of automotive fuel in specialized stores	294	26,770,853	1,027,986	26,914,452	1,171,585
G474	Retail sale of information and communications equipment in specialized stores	350	5,515,398	584,926	5,656,124	725,651
G475	Retail sale of other household equipment in specialized stores	815	14,554,861	3,214,210	15,048,699	3,708,049
G476	Retail sale of cultural and recreation goods in specialized stores	110	2,409,649	736,500	2,429,496	756,347
G477	Retail sale of other goods in specialized stores	1,173	22,365,805	3,290,228	22,950,280	3,874,703
G479	Retail trade not in stores, stalls or markets	10	136,270	14,677	138,948	17,356
II - Cagayan Valley		5,470	138,054,424	18,812,556	140,851,787	21,609,920
G451	Sale of motor vehicles	68	6,570,864	514,730	6,901,118	844,983
G452	Maintenance and repair of motor vehicles	152	313,711	167,925	293,734	147,947
G453	Sale of motor vehicle parts and accessories	261	3,666,230	1,010,694	4,048,004	1,392,469
G454	Sale, maintenance and repair of motorcycles and related parts and accessories	365	4,771,355	1,162,544	5,072,914	1,464,103
G462	Wholesale of agricultural raw materials and live animals	162	16,655,193	2,217,279	16,641,281	2,203,368
G463	Wholesale of food, beverages and tobacco	87	14,766,190	1,125,041	14,969,926	1,328,777
G464	Wholesale of household goods	305	6,864,435	1,139,570	6,640,819	915,954
G465	Wholesale of machinery, equipment and supplies	69	3,060,686	401,235	3,096,708	437,257
G466	Other specialized wholesale	183	3,249,656	285,502	3,351,963	387,809
G471	Retail sale in non-specialized stores	337	18,379,753	3,203,903	18,781,607	3,605,757
G472	Retail sale of food, beverages and tobacco in specialized stores	669	2,821,557	182,199	2,880,313	240,955
G473	Retail sale of automotive fuel in specialized stores	358	11,775,281	560,988	11,832,666	618,373
G474	Retail sale of information and communications equipment in specialized stores	390	11,230,294	934,166	11,499,480	1,203,353
G475	Retail sale of other household equipment in specialized stores	705	16,204,123	2,813,281	16,683,784	3,292,942

Table 5.1 Number of Establishments and Cost of Goods Sold for Wholesale and Retail Trade; Repair of Motor Vehicles and Motorcycles Establishments by Region and Industry Group: Philippines, 2018

(Values are in thousand PhP, except for number of establishments. Details may not add-up to total due to rounding and/or statistical disclosure control.)

Continued

2009 PSIC Code	Region / Industry Description	Number of Establishments	Cost of Goods Sold			
			Total	Goods for Resale Inventories, Beginning	Goods Purchased for Resale	Goods for Resale Inventories, Ending
		(1)	(2)	(3)	(4)	(5)
G476	Retail sale of cultural and recreation goods in specialized stores	199	1,921,849	505,822	1,964,951	548,925
G477	Retail sale of other goods in specialized stores	1,151	15,800,299	2,587,157	16,189,493	2,976,352
G479	Retail trade not in stores, stalls or markets	9	2,950	521	3,026	597
III - Central Luzon		10,554	573,545,803	91,006,525	593,244,628	110,705,350
G451	Sale of motor vehicles	176	29,706,307	7,759,193	32,170,486	10,223,372
G452	Maintenance and repair of motor vehicles	233	371,643	94,924	395,879	119,160
G453	Sale of motor vehicle parts and accessories	331	15,720,093	2,149,576	23,244,808	9,674,291
G454	Sale, maintenance and repair of motorcycles and related parts and accessories	502	3,573,589	1,580,759	3,605,274	1,612,444
G461	Wholesale on a fee or contract basis	15	199,233	89,105	208,991	98,864
G462	Wholesale of agricultural raw materials and live animals	222	2,870,663	399,592	3,065,575	594,503
G463	Wholesale of food, beverages and tobacco	273	38,817,461	3,937,689	40,006,200	5,126,428
G464	Wholesale of household goods	466	44,907,324	5,115,536	44,714,792	4,923,004
G465	Wholesale of machinery, equipment and supplies	161	1,844,223	363,184	1,908,032	426,993
G466	Other specialized wholesale	362	45,181,686	14,459,873	46,997,603	16,275,790
G469	Non-specialized wholesale trade	5	72,195	10,297	71,164	9,265
G471	Retail sale in non-specialized stores	1,222	144,814,236	18,084,751	146,893,662	20,164,176
G472	Retail sale of food, beverages and tobacco in specialized stores	650	6,785,765	389,160	6,968,378	571,773
G473	Retail sale of automotive fuel in specialized stores	671	59,197,283	2,606,530	59,401,027	2,810,275
G474	Retail sale of information and communications equipment in specialized stores	183	3,545,335	506,533	3,582,579	543,777
G475	Retail sale of other household equipment in specialized stores	1,435	45,725,178	9,244,196	47,976,842	11,495,860
G476	Retail sale of cultural and recreation goods in specialized stores	259	2,527,310	1,330,233	2,406,513	1,209,436
G477	Retail sale of other goods in specialized stores	3,376	127,676,010	22,877,500	129,617,509	24,818,999
G479	Retail trade not in stores, stalls or markets	12	10,268	7,892	9,316	6,940

Table 5.1 Number of Establishments and Cost of Goods Sold for Wholesale and Retail Trade; Repair of Motor Vehicles and Motorcycles Establishments by Region and Industry Group: Philippines, 2018

(Values are in thousand PhP, except for number of establishments. Details may not add-up to total due to rounding and/or statistical disclosure control.)

Continued

2009 PSIC Code	Region / Industry Description	Number of Establishments	Cost of Goods Sold			
			Total	Goods for Resale Inventories, Beginning	Goods Purchased for Resale	Goods for Resale Inventories, Ending
		(1)	(2)	(3)	(4)	(5)
IVA - CALABARZON		12,537	1,058,785,386	140,521,928	1,066,719,583	148,456,125
G451	Sale of motor vehicles	105	43,553,779	7,388,864	44,906,837	8,741,922
G452	Maintenance and repair of motor vehicles	254	5,162,427	557,860	5,320,564	715,997
G453	Sale of motor vehicle parts and accessories	463	25,678,940	3,837,775	26,695,869	4,854,704
G454	Sale, maintenance and repair of motorcycles and related parts and accessories	665	174,836,408	33,908,299	175,750,240	34,822,131
G461	Wholesale on a fee or contract basis	48	1,511,934	106,549	1,634,597	229,211
G462	Wholesale of agricultural raw materials and live animals	120	3,034,338	333,212	3,003,032	301,906
G463	Wholesale of food, beverages and tobacco	292	42,174,512	2,933,710	42,652,239	3,411,437
G464	Wholesale of household goods	349	36,438,176	6,083,341	37,045,970	6,691,135
G465	Wholesale of machinery, equipment and supplies	154	35,268,491	6,312,751	37,455,041	8,499,301
G466	Other specialized wholesale	356	30,767,894	4,650,189	31,120,114	5,002,408
G469	Non-specialized wholesale trade	9	1,337,347	188,845	1,443,924	295,421
G471	Retail sale in non-specialized stores	1,855	218,834,708	28,641,166	215,845,388	25,651,846
G472	Retail sale of food, beverages and tobacco in specialized stores	1,477	10,827,962	1,305,384	10,915,204	1,392,625
G473	Retail sale of automotive fuel in specialized stores	788	117,040,300	5,998,035	117,825,982	6,783,716
G474	Retail sale of information and communications equipment in specialized stores	341	84,549,451	10,823,664	86,374,564	12,648,777
G475	Retail sale of other household equipment in specialized stores	2,207	77,315,789	14,086,203	78,640,138	15,410,552
G476	Retail sale of cultural and recreation goods in specialized stores	317	4,948,896	1,582,561	4,596,043	1,229,709
G477	Retail sale of other goods in specialized stores	2,698	145,398,920	11,757,227	145,383,121	11,741,428
G479	Retail trade not in stores, stalls or markets	38	105,112	26,293	110,717	31,899
MIMAROPA		4,931	102,320,788	16,373,769	102,349,806	16,402,786
G451	Sale of motor vehicles	16	1,982,684	146,846	2,116,330	280,491
G452	Maintenance and repair of motor vehicles	102	26,775	10,563	43,346	27,133

Table 5.1 Number of Establishments and Cost of Goods Sold for Wholesale and Retail Trade; Repair of Motor Vehicles and Motorcycles Establishments by Region and Industry Group: Philippines, 2018*(Values are in thousand PhP, except for number of establishments. Details may not add-up to total due to rounding and/or statistical disclosure control.)**Continued*

2009 PSIC Code	Region / Industry Description	Number of Establishments	Cost of Goods Sold			
			Total	Goods for Resale Inventories, Beginning	Goods Purchased for Resale	Goods for Resale Inventories, Ending
		(1)	(2)	(3)	(4)	(5)
G453	Sale of motor vehicle parts and accessories	195	1,137,328	217,736	1,140,489	220,896
G454	Sale, maintenance and repair of motorcycles and related parts and accessories	609	12,612,122	2,435,949	12,422,439	2,246,266
G461	Wholesale on a fee or contract basis	S	S	S	S	S
G462	Wholesale of agricultural raw materials and live animals	121	1,630,874	223,785	1,570,837	163,748
G463	Wholesale of food, beverages and tobacco	123	12,076,380	2,852,551	12,105,972	2,882,143
G464	Wholesale of household goods	202	1,470,342	417,393	1,346,512	293,563
G465	Wholesale of machinery, equipment and supplies	77	3,280,914	282,856	3,333,846	335,789
G466	Other specialized wholesale	111	5,802,756	752,426	5,933,404	883,073
G471	Retail sale in non-specialized stores	422	12,250,613	1,427,950	12,507,810	1,685,147
G472	Retail sale of food, beverages and tobacco in specialized stores	296	954,419	131,888	1,031,575	209,043
G473	Retail sale of automotive fuel in specialized stores	307	11,598,666	992,468	11,664,051	1,057,852
G474	Retail sale of information and communications equipment in specialized stores	289	4,147,430	244,998	4,275,267	372,834
G475	Retail sale of other household equipment in specialized stores	631	11,531,144	3,076,512	10,821,628	2,366,997
G476	Retail sale of cultural and recreation goods in specialized stores	105	463,390	139,530	493,101	169,242
G477	Retail sale of other goods in specialized stores	1,313	21,050,136	2,991,059	21,228,609	3,169,532
G479	Retail trade not in stores, stalls or markets	S	S	S	S	S
V - Bicol Region		5,944	171,340,771	26,200,488	171,235,803	26,095,520
G451	Sale of motor vehicles	38	4,008,769	1,957,627	4,383,908	2,332,766
G452	Maintenance and repair of motor vehicles	185	1,331,981	664,229	1,440,227	772,475
G453	Sale of motor vehicle parts and accessories	195	3,749,361	3,493,212	1,016,620	760,471
G454	Sale, maintenance and repair of motorcycles and related parts and accessories	331	2,599,168	576,172	2,677,663	654,666
G461	Wholesale on a fee or contract basis	27	1,076,219	147,608	1,138,987	210,375
G462	Wholesale of agricultural raw materials and live animals	111	9,149,622	166,514	9,189,175	206,067

Table 5.1 Number of Establishments and Cost of Goods Sold for Wholesale and Retail Trade; Repair of Motor Vehicles and Motorcycles Establishments by Region and Industry Group: Philippines, 2018*(Values are in thousand PhP, except for number of establishments. Details may not add-up to total due to rounding and/or statistical disclosure control.)**Continued*

2009 PSIC Code	Region / Industry Description	Number of Establishments	Cost of Goods Sold			
			Total	Goods for Resale Inventories, Beginning	Goods Purchased for Resale	Goods for Resale Inventories, Ending
		(1)	(2)	(3)	(4)	(5)
G463	Wholesale of food, beverages and tobacco	227	17,553,771	1,773,579	18,027,706	2,247,515
G464	Wholesale of household goods	282	9,325,873	1,515,764	9,282,316	1,472,207
G465	Wholesale of machinery, equipment and supplies	139	1,215,362	466,395	1,202,702	453,735
G466	Other specialized wholesale	137	5,502,900	609,883	5,523,511	630,493
G471	Retail sale in non-specialized stores	481	29,657,157	2,753,206	30,253,146	3,349,195
G472	Retail sale of food, beverages and tobacco in specialized stores	602	2,413,220	221,448	2,414,334	222,563
G473	Retail sale of automotive fuel in specialized stores	333	20,123,073	2,194,889	19,735,471	1,807,286
G474	Retail sale of information and communications equipment in specialized stores	173	3,622,349	274,035	3,698,565	350,251
G475	Retail sale of other household equipment in specialized stores	810	16,194,753	5,459,751	17,080,359	6,345,357
G476	Retail sale of cultural and recreation goods in specialized stores	136	1,735,757	301,137	1,783,082	348,463
G477	Retail sale of other goods in specialized stores	1,719	42,067,632	3,624,229	42,371,705	3,928,302
G479	Retail trade not in stores, stalls or markets	17	13,803	810	16,326	3,332
VI - Western Visayas		9,405	330,564,187	65,343,488	338,565,294	73,344,596
G451	Sale of motor vehicles	121	29,711,022	5,351,547	29,623,258	5,263,783
G452	Maintenance and repair of motor vehicles	193	768,903	225,471	797,748	254,316
G453	Sale of motor vehicle parts and accessories	216	2,063,423	650,095	1,900,131	486,803
G454	Sale, maintenance and repair of motorcycles and related parts and accessories	910	18,188,143	3,405,948	18,786,978	4,004,783
G461	Wholesale on a fee or contract basis	21	407,717	84,454	445,417	122,154
G462	Wholesale of agricultural raw materials and live animals	148	3,280,894	971,685	3,132,940	823,732
G463	Wholesale of food, beverages and tobacco	227	54,967,063	4,700,156	56,426,090	6,159,183
G464	Wholesale of household goods	350	15,924,232	2,667,002	16,225,742	2,968,512
G465	Wholesale of machinery, equipment and supplies	79	1,382,431	720,858	1,332,767	671,194
G466	Other specialized wholesale	207	26,052,000	14,589,636	28,210,064	16,747,700
G471	Retail sale in non-specialized stores	933	57,873,112	12,081,203	59,426,470	13,634,562

Table 5.1 Number of Establishments and Cost of Goods Sold for Wholesale and Retail Trade; Repair of Motor Vehicles and Motorcycles Establishments by Region and Industry Group: Philippines, 2018

(Values are in thousand PhP, except for number of establishments. Details may not add-up to total due to rounding and/or statistical disclosure control.)

Continued

2009 PSIC Code	Region / Industry Description	Number of Establishments	Cost of Goods Sold			
			Total	Goods for Resale Inventories, Beginning	Goods Purchased for Resale	Goods for Resale Inventories, Ending
		(1)	(2)	(3)	(4)	(5)
G472	Retail sale of food, beverages and tobacco in specialized stores	671	6,938,048	436,912	7,182,334	681,198
G473	Retail sale of automotive fuel in specialized stores	426	25,272,392	816,901	25,424,610	969,120
G474	Retail sale of information and communications equipment in specialized stores	517	16,439,825	2,163,725	16,677,475	2,401,375
G475	Retail sale of other household equipment in specialized stores	1,109	21,884,755	7,368,755	22,169,042	7,653,042
G476	Retail sale of cultural and recreation goods in specialized stores	274	1,965,159	325,687	2,050,803	411,332
G477	Retail sale of other goods in specialized stores	2,965	47,428,876	8,774,139	48,735,186	10,080,449
G479	Retail trade not in stores, stalls or markets	38	16,193	9,313	18,238	11,359
VII - Central Visayas		11,642	410,625,653	67,800,991	417,751,924	74,927,262
G451	Sale of motor vehicles	206	35,394,963	6,648,490	35,922,063	7,175,590
G452	Maintenance and repair of motor vehicles	272	454,811	88,219	478,157	111,565
G453	Sale of motor vehicle parts and accessories	408	8,558,886	2,602,132	8,719,489	2,762,736
G454	Sale, maintenance and repair of motorcycles and related parts and accessories	486	13,281,822	3,271,597	13,244,144	3,233,919
G461	Wholesale on a fee or contract basis	38	3,744,016	474,651	4,249,664	980,299
G462	Wholesale of agricultural raw materials and live animals	118	4,319,063	263,835	4,437,665	382,437
G463	Wholesale of food, beverages and tobacco	233	30,209,161	2,242,058	31,265,429	3,298,326
G464	Wholesale of household goods	494	21,763,411	4,366,402	21,586,060	4,189,052
G465	Wholesale of machinery, equipment and supplies	216	9,467,813	2,152,000	9,677,432	2,361,620
G466	Other specialized wholesale	362	25,197,653	2,394,973	25,893,046	3,090,366
G469	Non-specialized wholesale trade	8	749,519	87,184	723,481	61,145
G471	Retail sale in non-specialized stores	1,032	63,316,312	13,093,624	65,237,162	15,014,474
G472	Retail sale of food, beverages and tobacco in specialized stores	1,386	14,783,022	877,191	15,234,937	1,329,107
G473	Retail sale of automotive fuel in specialized stores	419	26,288,278	2,161,449	26,549,190	2,422,360
G474	Retail sale of information and communications equipment in specialized stores	461	18,042,738	7,809,062	16,616,927	6,383,251

Table 5.1 Number of Establishments and Cost of Goods Sold for Wholesale and Retail Trade; Repair of Motor Vehicles and Motorcycles Establishments by Region and Industry Group: Philippines, 2018

(Values are in thousand PhP, except for number of establishments. Details may not add-up to total due to rounding and/or statistical disclosure control.)

Continued

2009 PSIC Code	Region / Industry Description	Number of Establishments	Cost of Goods Sold			
			Total	Goods for Resale Inventories, Beginning	Goods Purchased for Resale	Goods for Resale Inventories, Ending
		(1)	(2)	(3)	(4)	(5)
G475	Retail sale of other household equipment in specialized stores	1,676	47,709,987	9,919,647	49,176,095	11,385,755
G476	Retail sale of cultural and recreation goods in specialized stores	217	3,367,892	1,219,185	3,385,686	1,236,979
G477	Retail sale of other goods in specialized stores	3,571	83,636,397	8,104,098	85,016,332	9,484,033
G479	Retail trade not in stores, stalls or markets	41	339,909	25,193	338,963	24,246
VIII – Eastern Visayas		6,429	166,624,825	27,168,047	168,091,676	28,634,898
G451	Sale of motor vehicles	70	8,081,376	1,706,130	8,188,260	1,813,013
G452	Maintenance and repair of motor vehicles	147	146,926	46,823	147,488	47,386
G453	Sale of motor vehicle parts and accessories	221	3,909,222	300,271	3,971,136	362,184
G454	Sale, maintenance and repair of motorcycles and related parts and accessories	352	2,641,645	1,691,076	2,773,157	1,822,588
G461	Wholesale on a fee or contract basis	9	733	-	733	-
G462	Wholesale of agricultural raw materials and live animals	123	3,059,870	89,147	3,144,134	173,411
G463	Wholesale of food, beverages and tobacco	182	13,542,448	1,740,451	13,625,698	1,823,701
G464	Wholesale of household goods	213	5,943,812	656,719	6,016,853	729,761
G465	Wholesale of machinery, equipment and supplies	82	2,158,407	286,171	2,329,424	457,187
G466	Other specialized wholesale	171	6,165,882	556,475	6,176,504	567,097
G471	Retail sale in non-specialized stores	448	14,428,486	2,328,611	14,530,923	2,431,047
G472	Retail sale of food, beverages and tobacco in specialized stores	827	2,406,831	112,713	2,405,246	111,128
G473	Retail sale of automotive fuel in specialized stores	402	59,833,720	5,074,147	60,569,539	5,809,965
G474	Retail sale of information and communications equipment in specialized stores	394	6,519,393	279,191	6,525,172	284,970
G475	Retail sale of other household equipment in specialized stores	896	13,715,920	2,789,815	13,573,992	2,647,887
G476	Retail sale of cultural and recreation goods in specialized stores	249	1,216,406	235,498	1,208,182	227,274
G477	Retail sale of other goods in specialized stores	1,643	22,853,748	9,274,811	22,905,235	9,326,297

Table 5.1 Number of Establishments and Cost of Goods Sold for Wholesale and Retail Trade; Repair of Motor Vehicles and Motorcycles Establishments by Region and Industry Group: Philippines, 2018*(Values are in thousand PhP, except for number of establishments. Details may not add-up to total due to rounding and/or statistical disclosure control.)**Continued*

2009 PSIC Code	Region / Industry Description	Number of Establishments	Cost of Goods Sold			
			Total	Goods for Resale Inventories, Beginning	Goods Purchased for Resale	Goods for Resale Inventories, Ending
		(1)	(2)	(3)	(4)	(5)
IX - Zamboanga Peninsula		7,248	145,737,919	19,400,381	156,492,457	30,154,919
G451	Sale of motor vehicles	84	2,229,774	725,250	2,357,299	852,776
G452	Maintenance and repair of motor vehicles	76	157,172	109,228	134,975	87,030
G453	Sale of motor vehicle parts and accessories	138	524,230	248,392	558,733	282,895
G454	Sale, maintenance and repair of motorcycles and related parts and accessories	646	13,103,527	2,648,298	12,932,351	2,477,122
G461	Wholesale on a fee or contract basis	32	475,281	54,997	487,220	66,936
G462	Wholesale of agricultural raw materials and live animals	228	5,248,131	333,416	6,472,978	1,558,263
G463	Wholesale of food, beverages and tobacco	243	16,153,882	779,310	16,226,974	852,402
G464	Wholesale of household goods	158	6,930,391	764,328	7,185,119	1,019,057
G465	Wholesale of machinery, equipment and supplies	98	1,067,857	396,364	1,172,228	500,735
G466	Other specialized wholesale	195	3,057,184	209,187	3,044,086	196,089
G471	Retail sale in non-specialized stores	913	14,739,804	3,200,965	15,063,622	3,524,783
G472	Retail sale of food, beverages and tobacco in specialized stores	662	8,108,186	425,890	9,039,226	1,356,930
G473	Retail sale of automotive fuel in specialized stores	359	18,481,218	1,449,767	18,116,601	1,085,150
G474	Retail sale of information and communications equipment in specialized stores	267	4,492,063	895,012	4,503,653	906,602
G475	Retail sale of other household equipment in specialized stores	765	8,853,052	3,474,148	8,971,853	3,592,948
G476	Retail sale of cultural and recreation goods in specialized stores	113	303,781	107,376	312,076	115,672
G477	Retail sale of other goods in specialized stores	2,263	41,805,979	3,577,638	49,907,546	11,679,205
G479	Retail trade not in stores, stalls or markets	9	6,407	814	5,918	326
X - Northern Mindanao		8,063	373,914,214	71,830,081	376,920,506	74,836,374
G451	Sale of motor vehicles	101	14,607,720	3,165,325	15,222,410	3,780,014
G452	Maintenance and repair of motor vehicles	176	565,225	183,112	587,002	204,889
G453	Sale of motor vehicle parts and accessories	274	8,309,046	3,857,055	8,910,890	4,458,899

Table 5.1 Number of Establishments and Cost of Goods Sold for Wholesale and Retail Trade; Repair of Motor Vehicles and Motorcycles Establishments by Region and Industry Group: Philippines, 2018

(Values are in thousand PhP, except for number of establishments. Details may not add-up to total due to rounding and/or statistical disclosure control.)

Continued

2009 PSIC Code	Region / Industry Description	Number of Establishments	Cost of Goods Sold			
			Total	Goods for Resale Inventories, Beginning	Goods Purchased for Resale	Goods for Resale Inventories, Ending
		(1)	(2)	(3)	(4)	(5)
G454	Sale, maintenance and repair of motorcycles and related parts and accessories	732	4,730,090	1,203,122	5,011,306	1,484,338
G461	Wholesale on a fee or contract basis	15	489,761	141,995	456,662	108,896
G462	Wholesale of agricultural raw materials and live animals	123	15,384,662	4,823,799	14,642,275	4,081,411
G463	Wholesale of food, beverages and tobacco	208	25,142,060	3,537,869	23,861,348	2,257,156
G464	Wholesale of household goods	253	13,854,251	2,581,234	13,799,319	2,526,302
G465	Wholesale of machinery, equipment and supplies	107	2,089,148	361,629	2,131,201	403,682
G466	Other specialized wholesale	162	55,073,454	9,952,272	54,621,233	9,500,051
G469	Non-specialized wholesale trade	30	4,703,249	1,869,659	3,464,127	630,536
G471	Retail sale in non-specialized stores	935	51,332,467	6,333,256	53,909,070	8,909,859
G472	Retail sale of food, beverages and tobacco in specialized stores	775	5,369,468	317,267	5,659,804	607,602
G473	Retail sale of automotive fuel in specialized stores	497	46,801,498	5,855,774	49,139,608	8,193,884
G474	Retail sale of information and communications equipment in specialized stores	569	57,334,202	3,386,044	57,549,928	3,601,771
G475	Retail sale of other household equipment in specialized stores	622	25,729,615	4,838,899	26,811,184	5,920,468
G476	Retail sale of cultural and recreation goods in specialized stores	147	2,812,164	741,884	2,769,392	699,112
G477	Retail sale of other goods in specialized stores	2,328	39,577,965	18,678,839	38,365,372	17,466,246
G479	Retail trade not in stores, stalls or markets	9	8,166	1,047	8,375	1,256
XI - Davao Region		8,425	399,888,414	69,294,517	401,892,861	71,298,964
G451	Sale of motor vehicles	118	20,757,750	3,789,229	20,855,557	3,887,037
G452	Maintenance and repair of motor vehicles	225	703,990	115,643	707,761	119,414
G453	Sale of motor vehicle parts and accessories	357	6,094,019	1,911,578	6,248,639	2,066,199
G454	Sale, maintenance and repair of motorcycles and related parts and accessories	579	37,494,808	4,460,044	41,334,097	8,299,333
G461	Wholesale on a fee or contract basis	74	3,864,664	328,744	3,867,061	331,141
G462	Wholesale of agricultural raw materials and live animals	157	4,638,637	1,155,066	4,883,061	1,399,490

Table 5.1 Number of Establishments and Cost of Goods Sold for Wholesale and Retail Trade; Repair of Motor Vehicles and Motorcycles Establishments by Region and Industry Group: Philippines, 2018

(Values are in thousand PhP, except for number of establishments. Details may not add-up to total due to rounding and/or statistical disclosure control.)

Continued

2009 PSIC Code	Region / Industry Description	Number of Establishments	Cost of Goods Sold			
			Total	Goods for Resale Inventories, Beginning	Goods Purchased for Resale	Goods for Resale Inventories, Ending
		(1)	(2)	(3)	(4)	(5)
G463	Wholesale of food, beverages and tobacco	238	19,957,793	2,551,777	20,499,152	3,093,136
G464	Wholesale of household goods	332	21,130,179	3,422,942	21,188,908	3,481,671
G465	Wholesale of machinery, equipment and supplies	82	29,664,931	6,632,384	30,452,000	7,419,453
G466	Other specialized wholesale	266	63,531,678	5,449,010	65,236,149	7,153,481
G469	Non-specialized wholesale trade	9	55,266	11,381	69,035	25,149
G471	Retail sale in non-specialized stores	628	75,742,179	12,467,912	76,497,128	13,222,861
G472	Retail sale of food, beverages and tobacco in specialized stores	561	2,236,033	2,065,657	2,130,542	1,960,165
G473	Retail sale of automotive fuel in specialized stores	464	37,193,445	7,873,672	30,915,401	1,595,628
G474	Retail sale of information and communications equipment in specialized stores	558	9,528,350	1,639,666	9,826,528	1,937,844
G475	Retail sale of other household equipment in specialized stores	584	34,709,134	7,636,333	34,943,579	7,870,777
G476	Retail sale of cultural and recreation goods in specialized stores	181	1,647,436	421,154	1,670,899	444,617
G477	Retail sale of other goods in specialized stores	2,994	30,783,912	7,356,276	30,412,819	6,985,183
G479	Retail trade not in stores, stalls or markets	21	154,210	6,049	154,545	6,383
XII - SOCCSKSARGEN		7,783	184,009,525	27,286,046	185,944,774	29,221,295
G451	Sale of motor vehicles	68	5,048,928	731,711	5,117,260	800,044
G452	Maintenance and repair of motor vehicles	221	41,256	4,488	41,639	4,870
G453	Sale of motor vehicle parts and accessories	305	5,551,581	816,751	5,777,683	1,042,853
G454	Sale, maintenance and repair of motorcycles and related parts and accessories	460	8,758,925	1,575,538	8,968,836	1,785,448
G461	Wholesale on a fee or contract basis	53	514,330	60,595	511,910	58,176
G462	Wholesale of agricultural raw materials and live animals	192	3,752,083	348,358	3,856,552	452,827
G463	Wholesale of food, beverages and tobacco	179	14,207,807	1,357,039	14,190,423	1,339,655
G464	Wholesale of household goods	251	9,982,235	1,385,559	9,713,972	1,117,296
G465	Wholesale of machinery, equipment and supplies	113	3,127,147	468,134	3,178,160	519,147
G466	Other specialized wholesale	130	4,553,572	618,714	4,671,201	736,343

Table 5.1 Number of Establishments and Cost of Goods Sold for Wholesale and Retail Trade; Repair of Motor Vehicles and Motorcycles Establishments by Region and Industry Group: Philippines, 2018

(Values are in thousand PhP, except for number of establishments. Details may not add-up to total due to rounding and/or statistical disclosure control.)

Continued

2009 PSIC Code	Region / Industry Description	Number of Establishments	Cost of Goods Sold			
			Total	Goods for Resale Inventories, Beginning	Goods Purchased for Resale	Goods for Resale Inventories, Ending
		(1)	(2)	(3)	(4)	(5)
G471	Retail sale in non-specialized stores	652	19,666,428	5,239,107	19,923,720	5,496,399
G472	Retail sale of food, beverages and tobacco in specialized stores	778	15,055,018	434,611	15,914,069	1,293,662
G473	Retail sale of automotive fuel in specialized stores	447	23,188,788	1,382,309	23,393,801	1,587,322
G474	Retail sale of information and communications equipment in specialized stores	834	4,541,582	923,660	4,844,013	1,226,091
G475	Retail sale of other household equipment in specialized stores	1,031	25,776,256	3,833,452	26,511,971	4,569,167
G476	Retail sale of cultural and recreation goods in specialized stores	248	2,469,652	3,000,985	3,010,638	3,541,972
G477	Retail sale of other goods in specialized stores	1,804	37,759,444	5,100,480	36,304,074	3,645,110
G479	Retail trade not in stores, stalls or markets	15	14,492	4,555	14,851	4,914
XIII - Caraga		5,390	116,665,145	24,373,995	118,669,379	26,378,229
G451	Sale of motor vehicles	27	2,701,688	383,329	2,747,744	429,386
G452	Maintenance and repair of motor vehicles	80	453,246	324,483	535,338	406,575
G453	Sale of motor vehicle parts and accessories	138	1,109,472	298,750	1,135,280	324,558
G454	Sale, maintenance and repair of motorcycles and related parts and accessories	586	27,192,461	6,413,472	28,458,568	7,679,578
G461	Wholesale on a fee or contract basis	S	S	S	S	S
G462	Wholesale of agricultural raw materials and live animals	158	3,645,312	265,813	3,692,892	313,394
G463	Wholesale of food, beverages and tobacco	100	8,478,879	955,685	8,965,713	1,442,518
G464	Wholesale of household goods	133	2,922,152	407,607	2,935,363	420,818
G465	Wholesale of machinery, equipment and supplies	75	613,801	162,544	692,352	241,096
G466	Other specialized wholesale	107	3,620,063	526,638	3,713,867	620,442
G471	Retail sale in non-specialized stores	847	19,361,163	2,166,737	19,361,975	2,167,549
G472	Retail sale of food, beverages and tobacco in specialized stores	448	4,099,585	1,028,043	3,740,247	668,706
G473	Retail sale of automotive fuel in specialized stores	253	12,570,168	669,929	12,322,280	422,042
G474	Retail sale of information and communications equipment in specialized stores	304	5,094,135	642,080	5,223,357	771,301

Table 5.1 Number of Establishments and Cost of Goods Sold for Wholesale and Retail Trade; Repair of Motor Vehicles and Motorcycles Establishments by Region and Industry Group: Philippines, 2018

(Values are in thousand PhP, except for number of establishments. Details may not add-up to total due to rounding and/or statistical disclosure control.)

Concluded

2009 PSIC Code	Region / Industry Description	Number of Establishments	Cost of Goods Sold			
			Total	Goods for Resale Inventories, Beginning	Goods Purchased for Resale	Goods for Resale Inventories, Ending
		(1)	(2)	(3)	(4)	(5)
G475	Retail sale of other household equipment in specialized stores	475	7,596,069	5,449,588	7,668,773	5,522,293
G476	Retail sale of cultural and recreation goods in specialized stores	140	332,966	32,667	344,663	44,364
G477	Retail sale of other goods in specialized stores	1,508	16,490,256	4,350,923	16,709,541	4,570,209
G479	Retail trade not in stores, stalls or markets	S	S	S	S	S
	Autonomous Region in Muslim Mindanao	1,984	5,059,859	1,783,500	4,543,452	1,267,094
G451	Sale of motor vehicles	11	401	786	656	1040
G453	Sale of motor vehicle parts and accessories	106	9,110	11,313	13,779	15,982
G454	Sale, maintenance and repair of motorcycles and related parts and accessories	144	48,937	8,647	48,114	7,824
G462	Wholesale of agricultural raw materials and live animals	64	34,765	7,366	35,297	7,897
G463	Wholesale of food, beverages and tobacco	51	1,820,677	774,120	1,155,549	108,993
G464	Wholesale of household goods	22	1,997	1,110	2,219	1,332
G465	Wholesale of machinery, equipment and supplies	19	15,788	12,456	22,299	18,968
G466	Other specialized wholesale	39	203,247	15,939	207,734	20,426
G471	Retail sale in non-specialized stores	260	343,387	51,015	358,831	66,459
G472	Retail sale of food, beverages and tobacco in specialized stores	134	63,891	52,764	33,905	22,778
G473	Retail sale of automotive fuel in specialized stores	91	419,929	89,928	799,162	469,162
G474	Retail sale of information and communications equipment in specialized stores	71	29,335	9,718	30,684	11,067
G475	Retail sale of other household equipment in specialized stores	60	145,555	55,982	155,550	65,978
G476	Retail sale of cultural and recreation goods in specialized stores	30	3,530	1,213	3,565	1,248
G477	Retail sale of other goods in specialized stores	871	1,916,652	690,746	1,670,451	444,545
G479	Retail trade not in stores, stalls or markets	11	2,660	396	5,659	3,395

Note: "-" – Zero Value

S – Suppressed Data

Source: Philippine Statistics Authority, 2018 Census of Philippine Business and Industry

Table 5.2 Number of Establishments and Cost of Industrial Services Done by Others by Type for Wholesale and Retail Trade; Repair of Motor Vehicles and Motorcycles Establishments by Region and Industry Group: Philippines, 2018

(Values are in thousand PhP, except for number of establishments. Details may not add-up to total due to rounding and/or statistical disclosure control.)

2009 PSIC Code	Region / Industry Description	Number of Establishments	Industrial Services Done by Others		
			Total	Contract and Commission Work Done by Others	Other Industrial Services Done by Others
		(1)	(2)	(3)	(4)
	Philippines	137,674	80,057,547	45,377,517	34,680,030
G451	Sale of motor vehicles	1,595	2,664,201	1,287,600	1,376,601
G452	Maintenance and repair of motor vehicles	2,991	572,575	147,625	424,949
G453	Sale of motor vehicle parts and accessories	4,837	959,722	495,963	463,759
G454	Sale, maintenance and repair of motorcycles and related parts and accessories	8,501	3,659,801	2,899,501	760,300
G461	Wholesale on a fee or contract basis	518	1,515,419	1,189,077	326,342
G462	Wholesale of agricultural raw materials and live animals	2,430	1,276,045	1,059,874	216,171
G463	Wholesale of food, beverages and tobacco	3,508	4,096,890	2,405,960	1,690,929
G464	Wholesale of household goods	6,370	11,257,378	5,016,667	6,240,711
G465	Wholesale of machinery, equipment and supplies	2,810	2,908,156	1,180,500	1,727,656
G466	Other specialized wholesale	4,173	8,399,501	2,975,742	5,423,759
G469	Non-specialized wholesale trade	93	45,489	18,377	27,112
G471	Retail sale in non-specialized stores	13,478	10,778,452	5,865,482	4,912,970
G472	Retail sale of food, beverages and tobacco in specialized stores	11,793	5,099,711	4,015,889	1,083,822
G473	Retail sale of automotive fuel in specialized stores	7,074	1,330,636	430,396	900,240
G474	Retail sale of information and communications equipment in specialized stores	6,782	2,255,085	1,476,338	778,747
G475	Retail sale of other household equipment in specialized stores	17,389	7,757,285	3,745,298	4,011,987
G476	Retail sale of cultural and recreation goods in specialized stores	3,374	1,715,173	1,363,314	351,860
G477	Retail sale of other goods in specialized stores	39,585	13,451,979	9,518,166	3,933,813
G479	Retail trade not in stores, stalls or markets	373	314,048	285,746	28,302
	National Capital Region	21,366	35,000,287	24,310,170	10,690,116
G451	Sale of motor vehicles	279	1,263,046	796,309	466,737
G452	Maintenance and repair of motor vehicles	387	348,573	17,831	330,742

Continued

Table 5.2 Number of Establishments and Cost of Industrial Services Done by Others by Type for Wholesale and Retail Trade; Repair of Motor Vehicles and Motorcycles Establishments by Region and Industry Group: Philippines, 2018*(Values are in thousand PhP, except for number of establishments. Details may not add-up to total due to rounding and/or statistical disclosure control.)*

Continued					
2009 PSIC Code	Region / Industry Description	Number of Establishments	Industrial Services Done by Others		
			Total	Contract and Commission Work Done by Others	Other Industrial Services Done by Others
		(1)	(2)	(3)	(4)
G453	Sale of motor vehicle parts and accessories	688	610,160	340,492	269,668
G454	Sale, maintenance and repair of motorcycles and related parts and accessories	556	77,094	35,525	41,569
G461	Wholesale on a fee or contract basis	170	722,541	530,162	192,378
G462	Wholesale of agricultural raw materials and live animals	217	143,220	114,270	28,951
G463	Wholesale of food, beverages and tobacco	563	1,814,948	1,334,415	480,534
G464	Wholesale of household goods	2,144	5,385,938	4,139,067	1,246,871
G465	Wholesale of machinery, equipment and supplies	1,189	2,257,345	996,797	1,260,548
G466	Other specialized wholesale	1,043	3,119,960	1,832,006	1,287,954
G469	Non-specialized wholesale trade	28	33,417	18,377	15,040
G471	Retail sale in non-specialized stores	1,344	2,941,827	1,715,976	1,225,851
G472	Retail sale of food, beverages and tobacco in specialized stores	941	414,388	300,945	113,443
G473	Retail sale of automotive fuel in specialized stores	619	491,059	290,424	200,635
G474	Retail sale of information and communications equipment in specialized stores	770	628,125	412,118	216,007
G475	Retail sale of other household equipment in specialized stores	2,746	3,127,328	1,550,495	1,576,832
G476	Retail sale of cultural and recreation goods in specialized stores	539	1,070,045	977,391	92,654
G477	Retail sale of other goods in specialized stores	7,048	10,255,219	8,623,846	1,631,374
G479	Retail trade not in stores, stalls or markets	96	296,052	283,724	12,328
	Cordillera Administrative Region	4,683	391,923	157,891	234,032
G451	Sale of motor vehicles	37	17,836	5,481	12,354
G452	Maintenance and repair of motor vehicles	130	870	280	590
G453	Sale of motor vehicle parts and accessories	188	421	-	421
G454	Sale, maintenance and repair of motorcycles and related parts and accessories	293	56,135	49,687	6,448
G461	Wholesale on a fee or contract basis	12	1,168	122	1,045

Table 5.2 Number of Establishments and Cost of Industrial Services Done by Others by Type for Wholesale and Retail Trade; Repair of Motor Vehicles and Motorcycles Establishments by Region and Industry Group: Philippines, 2018

(Values are in thousand PhP, except for number of establishments. Details may not add-up to total due to rounding and/or statistical disclosure control.)

Continued					
2009 PSIC Code	Region / Industry Description	Number of Establishments	Industrial Services Done by Others		
			Total	Contract and Commission Work Done by Others	Other Industrial Services Done by Others
		(1)	(2)	(3)	(4)
G462	Wholesale of agricultural raw materials and live animals	74	3,501	224	3,277
G463	Wholesale of food, beverages and tobacco	126	13,506	-	13,506
G464	Wholesale of household goods	144	47,087	45,744	1,343
G465	Wholesale of machinery, equipment and supplies	41	36	-	36
G466	Other specialized wholesale	97	6,025	-	6,025
G471	Retail sale in non-specialized stores	376	126,730	36,664	90,066
G472	Retail sale of food, beverages and tobacco in specialized stores	391	4,059	-	4,059
G473	Retail sale of automotive fuel in specialized stores	346	12,376	1,832	10,544
G474	Retail sale of information and communications equipment in specialized stores	312	20,920	10,396	10,525
G475	Retail sale of other household equipment in specialized stores	820	50,538	1,770	48,769
G476	Retail sale of cultural and recreation goods in specialized stores	110	7,492	5,691	1,801
G477	Retail sale of other goods in specialized stores	1,161	22,169	-	22,169
G479	Retail trade not in stores, stalls or markets	24	1,054	-	1,054
	I - Ilocos Region	5,820	1,210,241	472,151	738,090
G451	Sale of motor vehicles	72	19,127	7,306	11,821
G452	Maintenance and repair of motor vehicles	159	2,607	-	2,607
G453	Sale of motor vehicle parts and accessories	354	4,201	1,994	2,207
G454	Sale, maintenance and repair of motorcycles and related parts and accessories	285	45,913	27	45,886
G462	Wholesale of agricultural raw materials and live animals	91	6,616	1,351	5,265
G463	Wholesale of food, beverages and tobacco	157	80,644	6,446	74,198
G464	Wholesale of household goods	273	36,297	19,504	16,793
G465	Wholesale of machinery, equipment and supplies	108	9,368	1,169	8,199
G466	Other specialized wholesale	244	42,871	926	41,945

Table 5.2 Number of Establishments and Cost of Industrial Services Done by Others by Type for Wholesale and Retail Trade; Repair of Motor Vehicles and Motorcycles Establishments by Region and Industry Group: Philippines, 2018

(Values are in thousand PhP, except for number of establishments. Details may not add-up to total due to rounding and/or statistical disclosure control.)

Continued					
2009 PSIC Code	Region / Industry Description	Number of Establishments	Industrial Services Done by Others		
			Total	Contract and Commission Work Done by Others	Other Industrial Services Done by Others
		(1)	(2)	(3)	(4)
G469	Non-specialized wholesale trade	5	-	-	-
G471	Retail sale in non-specialized stores	793	518,350	268,011	250,339
G472	Retail sale of food, beverages and tobacco in specialized stores	525	114,372	47,416	66,956
G473	Retail sale of automotive fuel in specialized stores	294	37,765	131	37,634
G474	Retail sale of information and communications equipment in specialized stores	350	30,470	23,497	6,973
G475	Retail sale of other household equipment in specialized stores	815	111,679	66,045	45,634
G476	Retail sale of cultural and recreation goods in specialized stores	110	10,641	8,176	2,465
G477	Retail sale of other goods in specialized stores	1,173	139,321	20,151	119,170
G479	Retail trade not in stores, stalls or markets	10	-	-	-
II - Cagayan Valley		5,470	961,181	307,381	653,800
G451	Sale of motor vehicles	68	20,248	6,418	13,830
G452	Maintenance and repair of motor vehicles	152	4,565	-	4,565
G453	Sale of motor vehicle parts and accessories	261	16,771	-	16,771
G454	Sale, maintenance and repair of motorcycles and related parts and accessories	365	125,503	107	125,396
G462	Wholesale of agricultural raw materials and live animals	162	49,660	12,251	37,410
G463	Wholesale of food, beverages and tobacco	87	115,470	85,748	29,722
G464	Wholesale of household goods	305	111,932	102,561	9,371
G465	Wholesale of machinery, equipment and supplies	69	11,716	3,881	7,834
G466	Other specialized wholesale	183	46,404	32,953	13,451
G471	Retail sale in non-specialized stores	337	72,105	21,001	51,104
G472	Retail sale of food, beverages and tobacco in specialized stores	669	3,293	-	3,293
G473	Retail sale of automotive fuel in specialized stores	358	23,359	5,482	17,877
G474	Retail sale of information and communications equipment in specialized stores	390	8,232	-	8,232

Table 5.2 Number of Establishments and Cost of Industrial Services Done by Others by Type for Wholesale and Retail Trade; Repair of Motor Vehicles and Motorcycles Establishments by Region and Industry Group: Philippines, 2018

(Values are in thousand PhP, except for number of establishments. Details may not add-up to total due to rounding and/or statistical disclosure control.)

2009 PSIC Code	Region / Industry Description	Number of Establishments	Industrial Services Done by Others		
			Total	Contract and Commission Work Done by Others	Other Industrial Services Done by Others
		(1)	(2)	(3)	(4)
G475	Retail sale of other household equipment in specialized stores	705	273,023	6,320	266,703
G476	Retail sale of cultural and recreation goods in specialized stores	199	34,723	27,892	6,831
G477	Retail sale of other goods in specialized stores	1,151	44,177	2,767	41,410
G479	Retail trade not in stores, stalls or markets	9	-	-	-
III - Central Luzon		10,554	10,810,635	1,748,923	9,061,712
G451	Sale of motor vehicles	176	119,999	68,335	51,664
G452	Maintenance and repair of motor vehicles	233	3,493	1,731	1,761
G453	Sale of motor vehicle parts and accessories	331	28,357	18,722	9,635
G454	Sale, maintenance and repair of motorcycles and related parts and accessories	502	15,201	3,774	11,427
G461	Wholesale on a fee or contract basis	15	569,594	568,564	1,031
G462	Wholesale of agricultural raw materials and live animals	222	15,207	1,332	13,875
G463	Wholesale of food, beverages and tobacco	273	169,660	21,223	148,436
G464	Wholesale of household goods	466	4,461,778	123,301	4,338,477
G465	Wholesale of machinery, equipment and supplies	161	10,005	-	10,005
G466	Other specialized wholesale	362	3,301,283	83,276	3,218,008
G469	Non-specialized wholesale trade	5	300	-	300
G471	Retail sale in non-specialized stores	1,222	1,013,047	539,710	473,337
G472	Retail sale of food, beverages and tobacco in specialized stores	650	58,647	128	58,519
G473	Retail sale of automotive fuel in specialized stores	671	59,678	12,842	46,837
G474	Retail sale of information and communications equipment in specialized stores	183	7,592	-	7,592
G475	Retail sale of other household equipment in specialized stores	1,435	414,745	200,972	213,773
G476	Retail sale of cultural and recreation goods in specialized stores	259	45,177	39,458	5,719
G477	Retail sale of other goods in specialized stores	3,376	516,424	65,554	450,870

Table 5.2 Number of Establishments and Cost of Industrial Services Done by Others by Type for Wholesale and Retail Trade; Repair of Motor Vehicles and Motorcycles Establishments by Region and Industry Group: Philippines, 2018

(Values are in thousand PhP, except for number of establishments. Details may not add-up to total due to rounding and/or statistical disclosure control.)

Continued					
2009 PSIC Code	Region / Industry Description	Number of Establishments	Industrial Services Done by Others		
			Total	Contract and Commission Work Done by Others	Other Industrial Services Done by Others
		(1)	(2)	(3)	(4)
G479	Retail trade not in stores, stalls or markets	12	447	-	447
IVA - CALABARZON		12,537	10,493,117	6,959,051	3,534,066
G451	Sale of motor vehicles	105	531,881	185,832	346,050
G452	Maintenance and repair of motor vehicles	254	47,258	39,762	7,496
G453	Sale of motor vehicle parts and accessories	463	68,997	9,383	59,614
G454	Sale, maintenance and repair of motorcycles and related parts and accessories	665	2,829,874	2,707,016	122,858
G461	Wholesale on a fee or contract basis	48	63,078	34,812	28,267
G462	Wholesale of agricultural raw materials and live animals	120	12,501	264	12,238
G463	Wholesale of food, beverages and tobacco	292	250,545	127,716	122,830
G464	Wholesale of household goods	349	461,785	217,513	244,273
G465	Wholesale of machinery, equipment and supplies	154	351,774	112,330	239,444
G466	Other specialized wholesale	356	222,337	93,353	128,984
G469	Non-specialized wholesale trade	9	-	-	-
G471	Retail sale in non-specialized stores	1,855	2,247,366	1,281,968	965,398
G472	Retail sale of food, beverages and tobacco in specialized stores	1,477	7,894	20	7,874
G473	Retail sale of automotive fuel in specialized stores	788	310,297	49,423	260,874
G474	Retail sale of information and communications equipment in specialized stores	341	1,095,661	962,359	133,302
G475	Retail sale of other household equipment in specialized stores	2,207	1,461,279	811,882	649,397
G476	Retail sale of cultural and recreation goods in specialized stores	317	150,196	131,130	19,066
G477	Retail sale of other goods in specialized stores	2,698	379,257	194,290	184,967
G479	Retail trade not in stores, stalls or markets	38	1,136	-	1,136

Table 5.2 Number of Establishments and Cost of Industrial Services Done by Others by Type for Wholesale and Retail Trade; Repair of Motor Vehicles and Motorcycles Establishments by Region and Industry Group: Philippines, 2018

(Values are in thousand PhP, except for number of establishments. Details may not add-up to total due to rounding and/or statistical disclosure control.)

Continued					
2009 PSIC Code	Region / Industry Description	Number of Establishments	Industrial Services Done by Others		
			Total	Contract and Commission Work Done by Others	Other Industrial Services Done by Others
		(1)	(2)	(3)	(4)
MIMAROPA		4,931	467,720	75,488	392,232
G451	Sale of motor vehicles	16	2,536	89	2,447
G452	Maintenance and repair of motor vehicles	102	2,719	274	2,444
G453	Sale of motor vehicle parts and accessories	195	2,571	-	2,571
G454	Sale, maintenance and repair of motorcycles and related parts and accessories	609	18,302	3,528	14,774
G461	Wholesale on a fee or contract basis	S	S	S	S
G462	Wholesale of agricultural raw materials and live animals	121	10,518	2,239	8,278
G463	Wholesale of food, beverages and tobacco	123	47,286	11,431	35,855
G464	Wholesale of household goods	202	4,505	-	4,505
G465	Wholesale of machinery, equipment and supplies	77	1,101	-	1,101
G466	Other specialized wholesale	111	67,262	35,591	31,671
G471	Retail sale in non-specialized stores	422	22,392	946	21,446
G472	Retail sale of food, beverages and tobacco in specialized stores	296	4,417	-	4,417
G473	Retail sale of automotive fuel in specialized stores	307	11,271	60	11,211
G474	Retail sale of information and communications equipment in specialized stores	289	148	-	148
G475	Retail sale of other household equipment in specialized stores	631	28,964	1,512	27,452
G476	Retail sale of cultural and recreation goods in specialized stores	105	141,559	5,237	136,322
G477	Retail sale of other goods in specialized stores	1,313	96,641	13,444	83,197
G479	Retail trade not in stores, stalls or markets	S	S	S	S
V - Bicol Region		5,944	1,209,545	511,576	697,969
G451	Sale of motor vehicles	38	54,598	22,969	31,628
G452	Maintenance and repair of motor vehicles	185	17,864	2,021	15,842

Table 5.2 Number of Establishments and Cost of Industrial Services Done by Others by Type for Wholesale and Retail Trade; Repair of Motor Vehicles and Motorcycles Establishments by Region and Industry Group: Philippines, 2018

(Values are in thousand PhP, except for number of establishments. Details may not add-up to total due to rounding and/or statistical disclosure control.)

Continued					
2009 PSIC Code	Region / Industry Description	Number of Establishments	Industrial Services Done by Others		
			Total	Contract and Commission Work Done by Others	Other Industrial Services Done by Others
		(1)	(2)	(3)	(4)
G453	Sale of motor vehicle parts and accessories	195	65,953	56,323	9,629
G454	Sale, maintenance and repair of motorcycles and related parts and accessories	331	51,478	45,793	5,685
G461	Wholesale on a fee or contract basis	27	5,713	-	5,713
G462	Wholesale of agricultural raw materials and live animals	111	195,501	183,424	12,078
G463	Wholesale of food, beverages and tobacco	227	136,679	12,773	123,906
G464	Wholesale of household goods	282	91,032	54,822	36,210
G465	Wholesale of machinery, equipment and supplies	139	15,949	7,230	8,720
G466	Other specialized wholesale	137	56,786	33,301	23,485
G471	Retail sale in non-specialized stores	481	238,805	52,775	186,030
G472	Retail sale of food, beverages and tobacco in specialized stores	602	11,003	10,651	352
G473	Retail sale of automotive fuel in specialized stores	333	24,750	8,822	15,928
G474	Retail sale of information and communications equipment in specialized stores	173	1,420	1,018	402
G475	Retail sale of other household equipment in specialized stores	810	73,835	13,898	59,937
G476	Retail sale of cultural and recreation goods in specialized stores	136	33,210	4,398	28,813
G477	Retail sale of other goods in specialized stores	1,719	134,665	1,116	133,549
G479	Retail trade not in stores, stalls or markets	17	304	243	61
VI - Western Visayas		9,405	2,044,423	1,013,959	1,030,464
G451	Sale of motor vehicles	121	173,338	17,304	156,034
G452	Maintenance and repair of motor vehicles	193	1,886	10	1,876
G453	Sale of motor vehicle parts and accessories	216	13,183	1,327	11,855
G454	Sale, maintenance and repair of motorcycles and related parts and accessories	910	5,725	26	5,698
G461	Wholesale on a fee or contract basis	21	2,776	-	2,776
G462	Wholesale of agricultural raw materials and live animals	148	4,452	26	4,427

Table 5.2 Number of Establishments and Cost of Industrial Services Done by Others by Type for Wholesale and Retail Trade; Repair of Motor Vehicles and Motorcycles Establishments by Region and Industry Group: Philippines, 2018

(Values are in thousand PhP, except for number of establishments. Details may not add-up to total due to rounding and/or statistical disclosure control.)

Continued					
2009 PSIC Code	Region / Industry Description	Number of Establishments	Industrial Services Done by Others		
			Total	Contract and Commission Work Done by Others	Other Industrial Services Done by Others
		(1)	(2)	(3)	(4)
G463	Wholesale of food, beverages and tobacco	227	109,445	15,799	93,646
G464	Wholesale of household goods	350	133,126	34,709	98,416
G465	Wholesale of machinery, equipment and supplies	79	10,222	6,040	4,182
G466	Other specialized wholesale	207	125,270	47,414	77,857
G471	Retail sale in non-specialized stores	933	443,975	239,482	204,493
G472	Retail sale of food, beverages and tobacco in specialized stores	671	580,061	484,939	95,122
G473	Retail sale of automotive fuel in specialized stores	426	37,057	19,987	17,070
G474	Retail sale of information and communications equipment in specialized stores	517	8,973	-	8,973
G475	Retail sale of other household equipment in specialized stores	1,109	103,232	16,240	86,992
G476	Retail sale of cultural and recreation goods in specialized stores	274	14,254	7,872	6,382
G477	Retail sale of other goods in specialized stores	2,965	277,245	122,784	154,460
G479	Retail trade not in stores, stalls or markets	38	204	-	204
VII - Central Visayas		11,642	3,825,659	1,637,670	2,187,989
G451	Sale of motor vehicles	206	175,155	100,658	74,497
G452	Maintenance and repair of motor vehicles	272	32,051	46	32,005
G453	Sale of motor vehicle parts and accessories	408	11,101	4,566	6,536
G454	Sale, maintenance and repair of motorcycles and related parts and accessories	486	188,941	990	187,951
G461	Wholesale on a fee or contract basis	38	2,409	363	2,046
G462	Wholesale of agricultural raw materials and live animals	118	17,833	4,351	13,482
G463	Wholesale of food, beverages and tobacco	233	279,078	109,884	169,194
G464	Wholesale of household goods	494	167,732	98,741	68,991
G465	Wholesale of machinery, equipment and supplies	216	97,298	28,950	68,348
G466	Other specialized wholesale	362	156,098	57,715	98,383

Table 5.2 Number of Establishments and Cost of Industrial Services Done by Others by Type for Wholesale and Retail Trade; Repair of Motor Vehicles and Motorcycles Establishments by Region and Industry Group: Philippines, 2018

(Values are in thousand PhP, except for number of establishments. Details may not add-up to total due to rounding and/or statistical disclosure control.)

Continued					
2009 PSIC Code	Region / Industry Description	Number of Establishments	Industrial Services Done by Others		
			Total	Contract and Commission Work Done by Others	Other Industrial Services Done by Others
		(1)	(2)	(3)	(4)
G469	Non-specialized wholesale trade	8	1,526	-	1,526
G471	Retail sale in non-specialized stores	1,032	510,131	178,049	332,083
G472	Retail sale of food, beverages and tobacco in specialized stores	1,386	116,582	8,906	107,677
G473	Retail sale of automotive fuel in specialized stores	419	21,657	10,461	11,196
G474	Retail sale of information and communications equipment in specialized stores	461	157,892	9,017	148,875
G475	Retail sale of other household equipment in specialized stores	1,676	1,250,029	675,793	574,236
G476	Retail sale of cultural and recreation goods in specialized stores	217	100,733	75,821	24,912
G477	Retail sale of other goods in specialized stores	3,571	532,208	273,359	258,849
G479	Retail trade not in stores, stalls or markets	41	7,203	-	7,203
VIII - Eastern Visayas		6,429	784,472	217,939	566,533
G451	Sale of motor vehicles	70	53,558	32,759	20,799
G452	Maintenance and repair of motor vehicles	147	18,118	9,019	9,098
G453	Sale of motor vehicle parts and accessories	221	3,323	16	3,307
G454	Sale, maintenance and repair of motorcycles and related parts and accessories	352	21,791	20,319	1,472
G461	Wholesale on a fee or contract basis	9	67	-	67
G462	Wholesale of agricultural raw materials and live animals	123	5,924	2,070	3,854
G463	Wholesale of food, beverages and tobacco	182	20,760	5,407	15,352
G464	Wholesale of household goods	213	59,970	12,656	47,314
G465	Wholesale of machinery, equipment and supplies	82	6,667	608	6,059
G466	Other specialized wholesale	171	180,810	66,271	114,539
G471	Retail sale in non-specialized stores	448	126,886	8,815	118,072
G472	Retail sale of food, beverages and tobacco in specialized stores	827	2,247	65	2,182
G473	Retail sale of automotive fuel in specialized stores	402	104,841	503	104,338

Table 5.2 Number of Establishments and Cost of Industrial Services Done by Others by Type for Wholesale and Retail Trade; Repair of Motor Vehicles and Motorcycles Establishments by Region and Industry Group: Philippines, 2018

(Values are in thousand PhP, except for number of establishments. Details may not add-up to total due to rounding and/or statistical disclosure control.)

Continued					
2009 PSIC Code	Region / Industry Description	Number of Establishments	Industrial Services Done by Others		
			Total	Contract and Commission Work Done by Others	Other Industrial Services Done by Others
		(1)	(2)	(3)	(4)
G474	Retail sale of information and communications equipment in specialized stores	394	6,355	-	6,355
G475	Retail sale of other household equipment in specialized stores	896	109,984	42,506	67,478
G476	Retail sale of cultural and recreation goods in specialized stores	249	2,388	-	2,388
G477	Retail sale of other goods in specialized stores	1,643	60,783	16,925	43,858
	IX - Zamboanga Peninsula	7,248	1,904,179	1,435,688	468,491
G451	Sale of motor vehicles	84	1,668	46	1,621
G452	Maintenance and repair of motor vehicles	76	2,703	-	2,703
G453	Sale of motor vehicle parts and accessories	138	12,263	-	12,263
G454	Sale, maintenance and repair of motorcycles and related parts and accessories	646	74,489	288	74,200
G461	Wholesale on a fee or contract basis	32	2,199	-	2,199
G462	Wholesale of agricultural raw materials and live animals	228	18,204	2,414	15,790
G463	Wholesale of food, beverages and tobacco	243	71,845	39,710	32,135
G464	Wholesale of household goods	158	38,861	21,732	17,130
G465	Wholesale of machinery, equipment and supplies	98	8,912	-	8,912
G466	Other specialized wholesale	195	4,779	-	4,779
G471	Retail sale in non-specialized stores	913	10,394	2	10,391
G472	Retail sale of food, beverages and tobacco in specialized stores	662	1,601,433	1,364,842	236,592
G473	Retail sale of automotive fuel in specialized stores	359	9,530	-	9,530
G474	Retail sale of information and communications equipment in specialized stores	267	1,582	292	1,290
G475	Retail sale of other household equipment in specialized stores	765	30,416	6,111	24,304
G476	Retail sale of cultural and recreation goods in specialized stores	113	1,628	-	1,628

Table 5.2 Number of Establishments and Cost of Industrial Services Done by Others by Type for Wholesale and Retail Trade; Repair of Motor Vehicles and Motorcycles Establishments by Region and Industry Group: Philippines, 2018

(Values are in thousand PhP, except for number of establishments. Details may not add-up to total due to rounding and/or statistical disclosure control.)

Continued					
2009 PSIC Code	Region / Industry Description	Number of Establishments	Industrial Services Done by Others		
			Total	Contract and Commission Work Done by Others	Other Industrial Services Done by Others
		(1)	(2)	(3)	(4)
G477	Retail sale of other goods in specialized stores	2,263	13,275	251	13,024
G479	Retail trade not in stores, stalls or markets	9	-	-	-
X - Northern Mindanao		8,063	4,376,890	2,552,197	1,824,693
G451	Sale of motor vehicles	101	156,428	15,813	140,614
G452	Maintenance and repair of motor vehicles	176	17,135	15,765	1,370
G453	Sale of motor vehicle parts and accessories	274	26,323	7,018	19,305
G454	Sale, maintenance and repair of motorcycles and related parts and accessories	732	23,696	17,529	6,167
G461	Wholesale on a fee or contract basis	15	5,837	-	5,837
G462	Wholesale of agricultural raw materials and live animals	123	715,398	705,051	10,347
G463	Wholesale of food, beverages and tobacco	208	122,117	31,734	90,383
G464	Wholesale of household goods	253	111,296	96,017	15,279
G465	Wholesale of machinery, equipment and supplies	107	6,736	-	6,736
G466	Other specialized wholesale	162	574,310	367,977	206,333
G469	Non-specialized wholesale trade	30	10,168	-	10,168
G471	Retail sale in non-specialized stores	935	1,121,700	688,017	433,683
G472	Retail sale of food, beverages and tobacco in specialized stores	775	515,062	433,134	81,928
G473	Retail sale of automotive fuel in specialized stores	497	48,125	128	47,997
G474	Retail sale of information and communications equipment in specialized stores	569	209,846	52,412	157,434
G475	Retail sale of other household equipment in specialized stores	622	148,329	36,181	112,149
G476	Retail sale of cultural and recreation goods in specialized stores	147	68,300	65,326	2,974
G477	Retail sale of other goods in specialized stores	2,328	496,075	20,096	475,979
G479	Retail trade not in stores, stalls or markets	9	9	-	9

Table 5.2 Number of Establishments and Cost of Industrial Services Done by Others by Type for Wholesale and Retail Trade; Repair of Motor Vehicles and Motorcycles Establishments by Region and Industry Group: Philippines, 2018

(Values are in thousand PhP, except for number of establishments. Details may not add-up to total due to rounding and/or statistical disclosure control.)

Continued					
2009 PSIC Code	Region / Industry Description	Number of Establishments	Industrial Services Done by Others		
			Total	Contract and Commission Work Done by Others	Other Industrial Services Done by Others
		(1)	(2)	(3)	(4)
XI - Davao Region		8,425	3,512,151	2,100,355	1,411,796
G451	Sale of motor vehicles	118	47,170	18,427	28,743
G452	Maintenance and repair of motor vehicles	225	18,069	12,069	6,000
G453	Sale of motor vehicle parts and accessories	357	44,387	16,185	28,202
G454	Sale, maintenance and repair of motorcycles and related parts and accessories	579	25,980	3,687	22,293
G461	Wholesale on a fee or contract basis	74	132,879	54,978	77,900
G462	Wholesale of agricultural raw materials and live animals	157	20,488	479	20,009
G463	Wholesale of food, beverages and tobacco	238	816,059	595,395	220,664
G464	Wholesale of household goods	332	124,552	47,719	76,833
G465	Wholesale of machinery, equipment and supplies	82	90,585	6,475	84,110
G466	Other specialized wholesale	266	466,411	323,580	142,830
G469	Non-specialized wholesale trade	9	78	-	78
G471	Retail sale in non-specialized stores	628	1,165,795	705,281	460,514
G472	Retail sale of food, beverages and tobacco in specialized stores	561	6,286	-	6,286
G473	Retail sale of automotive fuel in specialized stores	464	46,981	25,230	21,751
G474	Retail sale of information and communications equipment in specialized stores	558	8,339	-	8,339
G475	Retail sale of other household equipment in specialized stores	584	275,918	158,734	117,183
G476	Retail sale of cultural and recreation goods in specialized stores	181	20,645	14,880	5,766
G477	Retail sale of other goods in specialized stores	2,994	197,959	117,237	80,722
G479	Retail trade not in stores, stalls or markets	21	3,572	-	3,572
XII - SOCCSKSARGEN		7,783	2,438,328	1,622,569	815,759
G451	Sale of motor vehicles	68	17,330	5,051	12,279
G452	Maintenance and repair of motor vehicles	221	48,805	48,637	169

Table 5.2 Number of Establishments and Cost of Industrial Services Done by Others by Type for Wholesale and Retail Trade; Repair of Motor Vehicles and Motorcycles Establishments by Region and Industry Group: Philippines, 2018

(Values are in thousand PhP, except for number of establishments. Details may not add-up to total due to rounding and/or statistical disclosure control.)

Continued					
2009 PSIC Code	Region / Industry Description	Number of Establishments	Industrial Services Done by Others		
			Total	Contract and Commission Work Done by Others	Other Industrial Services Done by Others
		(1)	(2)	(3)	(4)
G453	Sale of motor vehicle parts and accessories	305	41,101	31,579	9,523
G454	Sale, maintenance and repair of motorcycles and related parts and accessories	460	17,121	4,272	12,849
G461	Wholesale on a fee or contract basis	53	4,258	35	4,223
G462	Wholesale of agricultural raw materials and live animals	192	49,632	29,435	20,197
G463	Wholesale of food, beverages and tobacco	179	25,781	8,280	17,501
G464	Wholesale of household goods	251	19,142	1,680	17,461
G465	Wholesale of machinery, equipment and supplies	113	25,759	16,124	9,635
G466	Other specialized wholesale	130	14,033	55	13,978
G471	Retail sale in non-specialized stores	652	118,131	66,935	51,196
G472	Retail sale of food, beverages and tobacco in specialized stores	778	1,625,510	1,364,844	260,666
G473	Retail sale of automotive fuel in specialized stores	447	26,881	656	26,225
G474	Retail sale of information and communications equipment in specialized stores	834	27,259	1,885	25,374
G475	Retail sale of other household equipment in specialized stores	1,031	113,185	7,810	105,375
G476	Retail sale of cultural and recreation goods in specialized stores	248	14,155	41	14,114
G477	Retail sale of other goods in specialized stores	1,804	248,947	34,609	214,337
G479	Retail trade not in stores, stalls or markets	15	1,300	642	658
XIII - Caraga		5,390	625,892	254,508	371,385
G451	Sale of motor vehicles	27	10,286	4,802	5,484
G452	Maintenance and repair of motor vehicles	80	5,859	180	5,679
G453	Sale of motor vehicle parts and accessories	138	10,611	8,359	2,252
G454	Sale, maintenance and repair of motorcycles and related parts and accessories	586	82,559	6,934	75,625
G461	Wholesale on a fee or contract basis	S	S	S	S
G462	Wholesale of agricultural raw materials and live animals	158	7,172	693	6,478

Table 5.2 Number of Establishments and Cost of Industrial Services Done by Others by Type for Wholesale and Retail Trade; Repair of Motor Vehicles and Motorcycles Establishments by Region and Industry Group: Philippines, 2018

(Values are in thousand PhP, except for number of establishments. Details may not add-up to total due to rounding and/or statistical disclosure control.)

Continued

2009 PSIC Code	Region / Industry Description	Number of Establishments	Industrial Services Done by Others		
			Total	Contract and Commission Work Done by Others	Other Industrial Services Done by Others
		(1)	(2)	(3)	(4)
G463	Wholesale of food, beverages and tobacco	100	22,763	-	22,763
G464	Wholesale of household goods	133	2,345	900	1,445
G465	Wholesale of machinery, equipment and supplies	75	4,682	896	3,786
G466	Other specialized wholesale	107	14,477	1,325	13,152
G471	Retail sale in non-specialized stores	847	100,819	61,852	38,968
G472	Retail sale of food, beverages and tobacco in specialized stores	448	34,456	-	34,456
G473	Retail sale of automotive fuel in specialized stores	253	65,011	4,416	60,595
G474	Retail sale of information and communications equipment in specialized stores	304	42,272	3,345	38,927
G475	Retail sale of other household equipment in specialized stores	475	184,800	149,029	35,772
G476	Retail sale of cultural and recreation goods in specialized stores	140	25	-	25
G477	Retail sale of other goods in specialized stores	1,508	37,616	11,737	25,879
G479	Retail trade not in stores, stalls or markets	S	S	S	S
	Autonomous Region in Muslim Mindanao	1,984	903	-	903
G451	Sale of motor vehicles	11	-	-	-
G453	Sale of motor vehicle parts and accessories	106	-	-	-
G454	Sale, maintenance and repair of motorcycles and related parts and accessories	144	-	-	-
G462	Wholesale of agricultural raw materials and live animals	64	216	-	216
G463	Wholesale of food, beverages and tobacco	51	303	-	303
G464	Wholesale of household goods	22	-	-	-
G465	Wholesale of machinery, equipment and supplies	19	-	-	-
G466	Other specialized wholesale	39	383	-	383
G471	Retail sale in non-specialized stores	260	-	-	-
G472	Retail sale of food, beverages and tobacco in specialized stores	134	-	-	-

Table 5.2 Number of Establishments and Cost of Industrial Services Done by Others by Type for Wholesale and Retail Trade; Repair of Motor Vehicles and Motorcycles Establishments by Region and Industry Group: Philippines, 2018

(Values are in thousand PhP, except for number of establishments. Details may not add-up to total due to rounding and/or statistical disclosure control.)

2009 PSIC Code	Region / Industry Description	Number of Establishments	Industrial Services Done by Others		
			Total	Contract and Commission Work Done by Others	Other Industrial Services Done by Others
			(1)	(2)	(3)
G473	Retail sale of automotive fuel in specialized stores	91	-	-	-
G474	Retail sale of information and communications equipment in specialized stores	71	-	-	-
G475	Retail sale of other household equipment in specialized stores	60	-	-	-
G476	Retail sale of cultural and recreation goods in specialized stores	30	-	-	-
G477	Retail sale of other goods in specialized stores	871	-	-	-
G479	Retail trade not in stores, stalls or markets	11	-	-	-

Note: "-" – Zero Value

S – Suppressed Data

Source: Philippine Statistics Authority, 2018 Census of Philippine Business and Industry

Table 5.3 Number of Establishments and Cost of Non-Industrial Services Done by Others by Type for Wholesale and Retail Trade; Repair of Motor Vehicles and Motorcycles Establishments by Region and Industry Group: Philippines, 2018

(Values are in thousand PhP, except for number of establishments. Details may not add-up to total due to rounding and/or statistical disclosure control.)

2009 PSIC Code	Region / Industry Description	Number of Establishments	Non-Industrial Services Done by Others			
			Total	Rent Expense from Land	Rental Expense from Buildings, Warehouses and Other Structures	Rental Expense from Machinery and Transport Equipment
		(1)	(2)	(3)	(4)	(5)
	Philippines	137,674	408,444,967	19,608,012	132,131,717	2,993,817
G451	Sale of motor vehicles	1,595	13,937,560	1,074,822	2,115,282	19,299
G452	Maintenance and repair of motor vehicles	2,991	2,189,714	171,307	501,923	16,853
G453	Sale of motor vehicle parts and accessories	4,837	5,775,310	318,361	1,507,275	77,042
G454	Sale, maintenance and repair of motorcycles and related parts and accessories	8,501	14,839,649	474,195	8,128,728	10,813
G461	Wholesale on a fee or contract basis	518	6,564,669	45,130	460,207	115,403
G462	Wholesale of agricultural raw materials and live animals	2,430	1,776,390	87,198	259,762	30,138
G463	Wholesale of food, beverages and tobacco	3,508	30,113,275	329,300	3,301,013	155,422
G464	Wholesale of household goods	6,370	51,432,559	881,564	5,965,590	178,340
G465	Wholesale of machinery, equipment and supplies	2,810	16,414,612	261,722	3,396,076	102,947
G466	Other specialized wholesale	4,173	27,683,312	2,188,967	5,962,099	1,203,926
G469	Non-specialized wholesale trade	93	543,257	6,196	29,692	7,958
G471	Retail sale in non-specialized stores	13,478	87,782,054	5,467,972	32,154,619	42,235
G472	Retail sale of food, beverages and tobacco in specialized stores	11,793	6,534,343	318,694	3,102,107	15,013
G473	Retail sale of automotive fuel in specialized stores	7,074	7,885,052	1,370,285	1,502,323	157,113
G474	Retail sale of information and communications equipment in specialized stores	6,782	14,607,652	309,041	8,414,708	50,446
G475	Retail sale of other household equipment in specialized stores	17,389	36,199,945	2,966,198	13,453,692	127,708
G476	Retail sale of cultural and recreation goods in specialized stores	3,374	6,029,955	591,167	3,351,085	61,083
G477	Retail sale of other goods in specialized stores	39,585	77,049,158	2,693,411	38,190,648	612,403
G479	Retail trade not in stores, stalls or markets	373	1,086,503	52,483	334,889	9,673

Continued

Table 5.3 Number of Establishments and Cost of Non-Industrial Services Done by Others by Type for Wholesale and Retail Trade; Repair of Motor Vehicles and Motorcycles Establishments by Region and Industry Group: Philippines, 2018*(Values are in thousand PhP, except for number of establishments. Details may not add-up to total due to rounding and/or statistical disclosure control.)**Continued*

Continued

2009 PSIC Code	Region / Industry Description	Number of Establishments	Non-Industrial Services Done by Others			
			Total	Rent Expense from Land	Rental Expense from Buildings, Warehouses and Other Structures	Rental Expense from Machinery and Transport Equipment
		(1)	(2)	(3)	(4)	(5)
	National Capital Region	21,366	203,156,867	7,745,927	53,371,846	2,324,263
G451	Sale of motor vehicles	279	8,090,005	398,172	1,116,441	7,031
G452	Maintenance and repair of motor vehicles	387	1,296,283	37,494	307,847	7,168
G453	Sale of motor vehicle parts and accessories	688	2,674,891	88,902	585,464	39,536
G454	Sale, maintenance and repair of motorcycles and related parts and accessories	556	793,437	44,812	281,769	1,419
G461	Wholesale on a fee or contract basis	170	4,171,679	24,008	241,454	92,951
G462	Wholesale of agricultural raw materials and live animals	217	622,155	39,425	146,532	2,951
G463	Wholesale of food, beverages and tobacco	563	17,601,782	98,263	1,903,996	107,688
G464	Wholesale of household goods	2,144	42,991,076	480,194	3,416,942	124,539
G465	Wholesale of machinery, equipment and supplies	1,189	11,826,033	151,212	2,494,504	82,967
G466	Other specialized wholesale	1,043	17,606,471	1,140,527	4,723,713	1,142,200
G469	Non-specialized wholesale trade	28	338,365	3,546	8,503	7,958
G471	Retail sale in non-specialized stores	1,344	27,790,769	2,149,008	11,243,740	15,974
G472	Retail sale of food, beverages and tobacco in specialized stores	941	2,534,256	33,984	1,936,369	1,494
G473	Retail sale of automotive fuel in specialized stores	619	2,899,847	657,647	380,612	64,772
G474	Retail sale of information and communications equipment in specialized stores	770	5,905,596	161,082	2,179,675	14,780
G475	Retail sale of other household equipment in specialized stores	2,746	13,848,474	1,181,471	4,512,045	59,765
G476	Retail sale of cultural and recreation goods in specialized stores	539	2,821,768	230,144	1,577,373	38,088
G477	Retail sale of other goods in specialized stores	7,048	38,398,860	780,876	16,036,514	504,140
G479	Retail trade not in stores, stalls or markets	96	945,119	45,160	278,353	8,842

Table 5.3 Number of Establishments and Cost of Non-Industrial Services Done by Others by Type for Wholesale and Retail Trade; Repair of Motor Vehicles and Motorcycles Establishments by Region and Industry Group: Philippines, 2018

(Values are in thousand PhP, except for number of establishments. Details may not add-up to total due to rounding and/or statistical disclosure control.)

Continued

2009 PSIC Code	Region / Industry Description	Number of Establishments	Non-Industrial Services Done by Others			
			Total	Rent Expense from Land	Rental Expense from Buildings, Warehouses and Other Structures	Rental Expense from Machinery and Transport Equipment
		(1)	(2)	(3)	(4)	(5)
	Cordillera Administrative Region	4,683	3,458,862	228,236	1,720,791	11,069
G451	Sale of motor vehicles	37	70,815	436	32,167	956
G452	Maintenance and repair of motor vehicles	130	32,266	1,864	17,169	1,119
G453	Sale of motor vehicle parts and accessories	188	30,322	-	16,867	-
G454	Sale, maintenance and repair of motorcycles and related parts and accessories	293	119,548	4,313	87,578	-
G461	Wholesale on a fee or contract basis	12	87,811	849	5,997	-
G462	Wholesale of agricultural raw materials and live animals	74	8,544	241	770	-
G463	Wholesale of food, beverages and tobacco	126	140,488	2,447	18,139	-
G464	Wholesale of household goods	144	168,159	-	47,033	87
G465	Wholesale of machinery, equipment and supplies	41	13,223	194	7,089	-
G466	Other specialized wholesale	97	20,519	-	1,914	-
G471	Retail sale in non-specialized stores	376	791,512	49,741	278,913	2,316
G472	Retail sale of food, beverages and tobacco in specialized stores	391	49,410	-	22,820	-
G473	Retail sale of automotive fuel in specialized stores	346	143,951	43,551	13,564	-
G474	Retail sale of information and communications equipment in specialized stores	312	429,008	-	367,059	3,770
G475	Retail sale of other household equipment in specialized stores	820	668,688	46,633	444,934	214
G476	Retail sale of cultural and recreation goods in specialized stores	110	103,105	592	85,808	-
G477	Retail sale of other goods in specialized stores	1,161	572,854	77,373	271,407	2,607
G479	Retail trade not in stores, stalls or markets	24	8,640	-	1,563	-
	I - Ilocos Region	5,820	10,054,200	572,781	3,659,953	23,288
G451	Sale of motor vehicles	72	250,636	107,014	57,573	60
G452	Maintenance and repair of motor vehicles	159	18,531	4,993	6,654	-

Table 5.3 Number of Establishments and Cost of Non-Industrial Services Done by Others by Type for Wholesale and Retail Trade; Repair of Motor Vehicles and Motorcycles Establishments by Region and Industry Group: Philippines, 2018*(Values are in thousand PhP, except for number of establishments. Details may not add-up to total due to rounding and/or statistical disclosure control.)**Continued*

2009 PSIC Code	Region / Industry Description	Number of Establishments	Non-Industrial Services Done by Others			
			Total	Rent Expense from Land	Rental Expense from Buildings, Warehouses and Other Structures	Rental Expense from Machinery and Transport Equipment
		(1)	(2)	(3)	(4)	(5)
G453	Sale of motor vehicle parts and accessories	354	109,017	6,945	17,531	3,888
G454	Sale, maintenance and repair of motorcycles and related parts and accessories	285	698,033	188,847	266,647	-
G462	Wholesale of agricultural raw materials and live animals	91	13,147	504	3,015	884
G463	Wholesale of food, beverages and tobacco	157	387,432	18,012	34,170	84
G464	Wholesale of household goods	273	288,690	4,822	44,617	2,022
G465	Wholesale of machinery, equipment and supplies	108	66,473	-	13,053	-
G466	Other specialized wholesale	244	153,440	10,395	17,975	1,008
G469	Non-specialized wholesale trade	5	6,742	-	686	-
G471	Retail sale in non-specialized stores	793	4,224,360	66,735	1,409,401	623
G472	Retail sale of food, beverages and tobacco in specialized stores	525	419,084	19,519	84,701	732
G473	Retail sale of automotive fuel in specialized stores	294	191,211	10,972	41,816	1,516
G474	Retail sale of information and communications equipment in specialized stores	350	111,614	589	42,362	1,054
G475	Retail sale of other household equipment in specialized stores	815	828,031	122,907	354,692	1,667
G476	Retail sale of cultural and recreation goods in specialized stores	110	117,507	3,323	61,689	-
G477	Retail sale of other goods in specialized stores	1,173	2,169,073	7,203	1,203,156	9,750
G479	Retail trade not in stores, stalls or markets	10	1,178	-	214	-
II - Cagayan Valley		5,470	4,795,985	374,344	1,945,253	33,981
G451	Sale of motor vehicles	68	93,281	2,951	18,928	12
G452	Maintenance and repair of motor vehicles	152	82,912	13,272	22,272	446
G453	Sale of motor vehicle parts and accessories	261	71,193	11,168	14,591	5,871
G454	Sale, maintenance and repair of motorcycles and related parts and accessories	365	417,518	8,429	141,871	-

Table 5.3 Number of Establishments and Cost of Non-Industrial Services Done by Others by Type for Wholesale and Retail Trade; Repair of Motor Vehicles and Motorcycles Establishments by Region and Industry Group: Philippines, 2018

(Values are in thousand PhP, except for number of establishments. Details may not add-up to total due to rounding and/or statistical disclosure control.)

Continued

2009 PSIC Code	Region / Industry Description	Number of Establishments	Non-Industrial Services Done by Others			
			Total	Rent Expense from Land	Rental Expense from Buildings, Warehouses and Other Structures	Rental Expense from Machinery and Transport Equipment
		(1)	(2)	(3)	(4)	(5)
G462	Wholesale of agricultural raw materials and live animals	162	114,309	3,532	6,297	10,448
G463	Wholesale of food, beverages and tobacco	87	176,304	9,256	11,154	1,992
G464	Wholesale of household goods	305	527,544	28,031	124,508	671
G465	Wholesale of machinery, equipment and supplies	69	136,282	8,778	14,897	313
G466	Other specialized wholesale	183	100,649	29,674	53,671	169
G471	Retail sale in non-specialized stores	337	798,605	41,779	370,580	4,195
G472	Retail sale of food, beverages and tobacco in specialized stores	669	123,555	25,071	40,227	-
G473	Retail sale of automotive fuel in specialized stores	358	80,694	24,718	6,602	2,076
G474	Retail sale of information and communications equipment in specialized stores	390	587,878	31,387	448,254	610
G475	Retail sale of other household equipment in specialized stores	705	599,201	46,421	267,892	5,797
G476	Retail sale of cultural and recreation goods in specialized stores	199	203,806	4,542	148,993	15
G477	Retail sale of other goods in specialized stores	1,151	681,257	84,960	253,954	1,367
G479	Retail trade not in stores, stalls or markets	9	997	375	563	-
III - Central Luzon		10,554	30,251,661	2,227,350	15,144,919	47,004
G451	Sale of motor vehicles	176	913,077	191,669	138,564	281
G452	Maintenance and repair of motor vehicles	233	98,458	31,055	12,506	-
G453	Sale of motor vehicle parts and accessories	331	263,299	66,863	94,556	16,107
G454	Sale, maintenance and repair of motorcycles and related parts and accessories	502	173,435	17,906	83,007	-
G461	Wholesale on a fee or contract basis	15	75,530	-	9,009	-
G462	Wholesale of agricultural raw materials and live animals	222	53,263	2,105	4,724	4,359
G463	Wholesale of food, beverages and tobacco	273	1,068,689	62,397	64,728	408
G464	Wholesale of household goods	466	2,132,221	129,859	999,905	498

Table 5.3 Number of Establishments and Cost of Non-Industrial Services Done by Others by Type for Wholesale and Retail Trade; Repair of Motor Vehicles and Motorcycles Establishments by Region and Industry Group: Philippines, 2018

(Values are in thousand PhP, except for number of establishments. Details may not add-up to total due to rounding and/or statistical disclosure control.)

Continued

2009 PSIC Code	Region / Industry Description	Number of Establishments	Non-Industrial Services Done by Others			
			Total	Rent Expense from Land	Rental Expense from Buildings, Warehouses and Other Structures	Rental Expense from Machinery and Transport Equipment
		(1)	(2)	(3)	(4)	(5)
G465	Wholesale of machinery, equipment and supplies	161	89,018	1,479	22,189	867
G466	Other specialized wholesale	362	516,466	31,612	90,693	11,239
G469	Non-specialized wholesale trade	5	1,546	654	-	-
G471	Retail sale in non-specialized stores	1,222	9,992,659	858,758	3,377,347	884
G472	Retail sale of food, beverages and tobacco in specialized stores	650	114,958	1,617	73,377	61
G473	Retail sale of automotive fuel in specialized stores	671	613,635	146,521	169,461	3,059
G474	Retail sale of information and communications equipment in specialized stores	183	151,734	27,707	75,798	2,230
G475	Retail sale of other household equipment in specialized stores	1,435	3,965,631	372,507	1,666,814	2,179
G476	Retail sale of cultural and recreation goods in specialized stores	259	329,735	48,068	229,978	391
G477	Retail sale of other goods in specialized stores	3,376	9,688,470	236,347	8,023,016	4,442
G479	Retail trade not in stores, stalls or markets	12	9,837	226	9,247	-
IVA - CALABARZON		12,537	55,596,405	3,967,200	21,396,358	139,300
G451	Sale of motor vehicles	105	1,478,104	145,591	185,340	1,663
G452	Maintenance and repair of motor vehicles	254	232,213	18,895	44,507	1,058
G453	Sale of motor vehicle parts and accessories	463	481,778	38,054	132,366	-
G454	Sale, maintenance and repair of motorcycles and related parts and accessories	665	8,378,804	22,703	5,456,106	1,554
G461	Wholesale on a fee or contract basis	48	335,013	2,968	15,962	16,316
G462	Wholesale of agricultural raw materials and live animals	120	57,796	464	1,953	180
G463	Wholesale of food, beverages and tobacco	292	1,632,687	24,356	83,376	1,550
G464	Wholesale of household goods	349	1,278,629	39,234	212,503	24,739
G465	Wholesale of machinery, equipment and supplies	154	1,313,771	32,873	121,118	11,292
G466	Other specialized wholesale	356	1,423,916	395,488	135,376	17,198
G469	Non-specialized wholesale trade	9	60,540	-	1,168	-

Table 5.3 Number of Establishments and Cost of Non-Industrial Services Done by Others by Type for Wholesale and Retail Trade; Repair of Motor Vehicles and Motorcycles Establishments by Region and Industry Group: Philippines, 2018

(Values are in thousand PhP, except for number of establishments. Details may not add-up to total due to rounding and/or statistical disclosure control.)

Continued

2009 PSIC Code	Region / Industry Description	Number of Establishments	Non-Industrial Services Done by Others			
			Total	Rent Expense from Land	Rental Expense from Buildings, Warehouses and Other Structures	Rental Expense from Machinery and Transport Equipment
		(1)	(2)	(3)	(4)	(5)
G471	Retail sale in non-specialized stores	1,855	21,512,909	1,540,692	7,142,219	11,542
G472	Retail sale of food, beverages and tobacco in specialized stores	1,477	141,492	32,399	49,972	2,202
G473	Retail sale of automotive fuel in specialized stores	788	1,097,007	166,137	194,751	9,319
G474	Retail sale of information and communications equipment in specialized stores	341	3,674,793	25,498	2,720,076	-
G475	Retail sale of other household equipment in specialized stores	2,207	6,449,243	572,642	2,672,864	20,441
G476	Retail sale of cultural and recreation goods in specialized stores	317	795,072	124,701	509,920	12,701
G477	Retail sale of other goods in specialized stores	2,698	5,237,346	783,953	1,711,200	7,111
G479	Retail trade not in stores, stalls or markets	38	15,289	553	5,581	435
	MIMAROPA	4,931	4,522,514	176,950	2,275,848	18,552
G451	Sale of motor vehicles	16	42,351	-	3,148	-
G452	Maintenance and repair of motor vehicles	102	8,515	-	2,393	-
G453	Sale of motor vehicle parts and accessories	195	20,253	738	11,229	-
G454	Sale, maintenance and repair of motorcycles and related parts and accessories	609	452,673	28,844	256,739	-
G461	Wholesale on a fee or contract basis	S	S	S	S	S
G462	Wholesale of agricultural raw materials and live animals	121	36,609	217	2,638	1,103
G463	Wholesale of food, beverages and tobacco	123	198,924	4,433	14,867	10
G464	Wholesale of household goods	202	78,612	12	41,325	169
G465	Wholesale of machinery, equipment and supplies	77	132,873	-	112,853	-
G466	Other specialized wholesale	111	164,982	34,208	10,727	850
G471	Retail sale in non-specialized stores	422	407,955	7,544	162,374	347
G472	Retail sale of food, beverages and tobacco in specialized stores	296	21,602	2,043	4,439	35
G473	Retail sale of automotive fuel in specialized stores	307	142,163	13,439	21,190	-

Table 5.3 Number of Establishments and Cost of Non-Industrial Services Done by Others by Type for Wholesale and Retail Trade; Repair of Motor Vehicles and Motorcycles Establishments by Region and Industry Group: Philippines, 2018*(Values are in thousand PhP, except for number of establishments. Details may not add-up to total due to rounding and/or statistical disclosure control.)**Continued*

2009 PSIC Code	Region / Industry Description	Number of Establishments	Non-Industrial Services Done by Others			
			Total	Rent Expense from Land	Rental Expense from Buildings, Warehouses and Other Structures	Rental Expense from Machinery and Transport Equipment
		(1)	(2)	(3)	(4)	(5)
G474	Retail sale of information and communications equipment in specialized stores	289	57,212	-	47,383	2,551
G475	Retail sale of other household equipment in specialized stores	631	401,911	28,567	110,519	515
G476	Retail sale of cultural and recreation goods in specialized stores	105	68,154	20,396	19,443	-
G477	Retail sale of other goods in specialized stores	1,313	2,258,830	31,708	1,453,048	12,972
G479	Retail trade not in stores, stalls or markets	S	S	S	S	S
V - Bicol Region		5,944	5,077,566	467,746	2,005,646	41,373
G451	Sale of motor vehicles	38	92,595	15,487	3,695	7,958
G452	Maintenance and repair of motor vehicles	185	70,886	11,039	8,917	-
G453	Sale of motor vehicle parts and accessories	195	47,430	16,532	4,886	-
G454	Sale, maintenance and repair of motorcycles and related parts and accessories	331	181,814	-	103,764	19
G461	Wholesale on a fee or contract basis	27	44,956	222	16,818	-
G462	Wholesale of agricultural raw materials and live animals	111	253,046	-	6,291	1,745
G463	Wholesale of food, beverages and tobacco	227	372,985	9,048	32,129	1,417
G464	Wholesale of household goods	282	335,792	15,084	100,045	5,685
G465	Wholesale of machinery, equipment and supplies	139	138,283	24,097	35,931	2,892
G466	Other specialized wholesale	137	137,535	37,543	1,448	360
G471	Retail sale in non-specialized stores	481	1,256,732	83,415	651,282	853
G472	Retail sale of food, beverages and tobacco in specialized stores	602	227,850	2,976	62,621	-
G473	Retail sale of automotive fuel in specialized stores	333	120,958	31,116	19,464	17,289
G474	Retail sale of information and communications equipment in specialized stores	173	144,701	1,161	116,153	299
G475	Retail sale of other household equipment in specialized stores	810	876,186	196,590	363,265	387

Table 5.3 Number of Establishments and Cost of Non-Industrial Services Done by Others by Type for Wholesale and Retail Trade; Repair of Motor Vehicles and Motorcycles Establishments by Region and Industry Group: Philippines, 2018

(Values are in thousand PhP, except for number of establishments. Details may not add-up to total due to rounding and/or statistical disclosure control.)

Continued

2009 PSIC Code	Region / Industry Description	Number of Establishments	Non-Industrial Services Done by Others			
			Total	Rent Expense from Land	Rental Expense from Buildings, Warehouses and Other Structures	Rental Expense from Machinery and Transport Equipment
		(1)	(2)	(3)	(4)	(5)
G476	Retail sale of cultural and recreation goods in specialized stores	136	138,185	20,495	71,452	1,700
G477	Retail sale of other goods in specialized stores	1,719	635,798	2,941	406,957	767
G479	Retail trade not in stores, stalls or markets	17	1,832	-	529	-
	VI - Western Visayas	9,405	15,232,513	462,472	6,514,133	28,817
G451	Sale of motor vehicles	121	743,281	37,241	208,659	135
G452	Maintenance and repair of motor vehicles	193	80,006	7,160	19,139	-
G453	Sale of motor vehicle parts and accessories	216	427,377	1,197	24,156	710
G454	Sale, maintenance and repair of motorcycles and related parts and accessories	910	430,809	5,540	255,793	-
G461	Wholesale on a fee or contract basis	21	32,024	39	3,997	-
G462	Wholesale of agricultural raw materials and live animals	148	45,625	18	26,448	56
G463	Wholesale of food, beverages and tobacco	227	1,608,329	16,034	121,005	15,861
G464	Wholesale of household goods	350	488,005	4,010	104,640	1,404
G465	Wholesale of machinery, equipment and supplies	79	64,112	-	30,176	-
G466	Other specialized wholesale	207	1,352,374	52,498	65,737	2,505
G471	Retail sale in non-specialized stores	933	3,342,225	200,472	1,393,942	3,257
G472	Retail sale of food, beverages and tobacco in specialized stores	671	347,714	348	82,803	-
G473	Retail sale of automotive fuel in specialized stores	426	368,239	54,763	105,285	1,967
G474	Retail sale of information and communications equipment in specialized stores	517	840,408	4,544	706,202	-
G475	Retail sale of other household equipment in specialized stores	1,109	1,330,446	56,505	724,132	2,050
G476	Retail sale of cultural and recreation goods in specialized stores	274	106,540	2,906	55,239	197
G477	Retail sale of other goods in specialized stores	2,965	3,623,966	19,196	2,586,333	675
G479	Retail trade not in stores, stalls or markets	38	1,032	-	448	-

Table 5.3 Number of Establishments and Cost of Non-Industrial Services Done by Others by Type for Wholesale and Retail Trade; Repair of Motor Vehicles and Motorcycles Establishments by Region and Industry Group: Philippines, 2018*(Values are in thousand PhP, except for number of establishments. Details may not add-up to total due to rounding and/or statistical disclosure control.)**Continued*

Continued

2009 PSIC Code	Region / Industry Description	Number of Establishments	Non-Industrial Services Done by Others			
			Total	Rent Expense from Land	Rental Expense from Buildings, Warehouses and Other Structures	Rental Expense from Machinery and Transport Equipment
		(1)	(2)	(3)	(4)	(5)
VII - Central Visayas		11,642	22,421,178	871,438	6,758,689	48,014
G451	Sale of motor vehicles	206	856,187	80,612	124,685	640
G452	Maintenance and repair of motor vehicles	272	134,542	16,184	28,360	1,992
G453	Sale of motor vehicle parts and accessories	408	429,647	46,689	114,339	1,121
G454	Sale, maintenance and repair of motorcycles and related parts and accessories	486	942,965	8,938	266,802	-
G461	Wholesale on a fee or contract basis	38	120,930	636	40,083	171
G462	Wholesale of agricultural raw materials and live animals	118	63,778	2,257	8,781	9
G463	Wholesale of food, beverages and tobacco	233	4,616,510	16,440	712,157	6,075
G464	Wholesale of household goods	494	1,228,867	2,769	430,936	5,105
G465	Wholesale of machinery, equipment and supplies	216	736,644	1,024	122,428	3,748
G466	Other specialized wholesale	362	818,717	43,264	173,145	3,335
G469	Non-specialized wholesale trade	8	42,856	122	444	-
G471	Retail sale in non-specialized stores	1,032	3,950,635	173,870	1,744,557	244
G472	Retail sale of food, beverages and tobacco in specialized stores	1,386	368,018	15,536	73,571	2,213
G473	Retail sale of automotive fuel in specialized stores	419	234,116	41,903	47,851	1,364
G474	Retail sale of information and communications equipment in specialized stores	461	396,645	14,853	185,096	7,592
G475	Retail sale of other household equipment in specialized stores	1,676	2,791,912	95,869	705,176	3,045
G476	Retail sale of cultural and recreation goods in specialized stores	217	506,370	82,679	133,720	959
G477	Retail sale of other goods in specialized stores	3,571	4,130,310	222,195	1,831,707	10,400
G479	Retail trade not in stores, stalls or markets	41	51,528	5,598	14,851	-

Table 5.3 Number of Establishments and Cost of Non-Industrial Services Done by Others by Type for Wholesale and Retail Trade; Repair of Motor Vehicles and Motorcycles Establishments by Region and Industry Group: Philippines, 2018

(Values are in thousand PhP, except for number of establishments. Details may not add-up to total due to rounding and/or statistical disclosure control.)

Continued

2009 PSIC Code	Region / Industry Description	Number of Establishments	Non-Industrial Services Done by Others			
			Total	Rent Expense from Land	Rental Expense from Buildings, Warehouses and Other Structures	Rental Expense from Machinery and Transport Equipment
		(1)	(2)	(3)	(4)	(5)
VIII - Eastern Visayas		6,429	5,513,773	293,121	1,823,541	34,147
G451	Sale of motor vehicles	70	276,779	6,950	55,120	-
G452	Maintenance and repair of motor vehicles	147	16,174	1,545	4,567	-
G453	Sale of motor vehicle parts and accessories	221	59,657	1,738	27,115	-
G454	Sale, maintenance and repair of motorcycles and related parts and accessories	352	115,059	24	73,094	3,019
G461	Wholesale on a fee or contract basis	9	524	25	296	-
G462	Wholesale of agricultural raw materials and live animals	123	81,924	1,412	7,583	-
G463	Wholesale of food, beverages and tobacco	182	343,416	4,854	36,689	4,685
G464	Wholesale of household goods	213	198,571	800	60,073	1,632
G465	Wholesale of machinery, equipment and supplies	82	412,973	-	5,247	-
G466	Other specialized wholesale	171	410,686	51,835	26,668	1,655
G471	Retail sale in non-specialized stores	448	833,233	13,256	329,276	321
G472	Retail sale of food, beverages and tobacco in specialized stores	827	192,741	123,093	53,274	-
G473	Retail sale of automotive fuel in specialized stores	402	554,432	6,882	91,901	74
G474	Retail sale of information and communications equipment in specialized stores	394	108,869	314	75,036	-
G475	Retail sale of other household equipment in specialized stores	896	1,091,680	59,227	447,734	22,614
G476	Retail sale of cultural and recreation goods in specialized stores	249	93,764	-	60,142	30
G477	Retail sale of other goods in specialized stores	1,643	723,292	21,166	469,724	117
IX - Zamboanga Peninsula		7,248	2,891,777	197,907	818,482	20,493
G451	Sale of motor vehicles	84	39,827	4,431	4,851	-
G452	Maintenance and repair of motor vehicles	76	6,166	1,237	585	-
G453	Sale of motor vehicle parts and accessories	138	17,130	787	8,500	320

Table 5.3 Number of Establishments and Cost of Non-Industrial Services Done by Others by Type for Wholesale and Retail Trade; Repair of Motor Vehicles and Motorcycles Establishments by Region and Industry Group: Philippines, 2018

(Values are in thousand PhP, except for number of establishments. Details may not add-up to total due to rounding and/or statistical disclosure control.)

Continued

Continued						
2009 PSIC Code	Region / Industry Description	Number of Establishments	Non-Industrial Services Done by Others			
			Total	Rent Expense from Land	Rental Expense from Buildings, Warehouses and Other Structures	Rental Expense from Machinery and Transport Equipment
		(1)	(2)	(3)	(4)	(5)
G454	Sale, maintenance and repair of motorcycles and related parts and accessories	646	455,212	3,148	112,554	-
G461	Wholesale on a fee or contract basis	32	24,832	132	600	61
G462	Wholesale of agricultural raw materials and live animals	228	22,239	2,746	5,009	75
G463	Wholesale of food, beverages and tobacco	243	233,861	9,207	26,678	3,876
G464	Wholesale of household goods	158	138,677	3,387	22,674	-
G465	Wholesale of machinery, equipment and supplies	98	54,467	23,135	26,218	329
G466	Other specialized wholesale	195	46,576	7,369	22,621	662
G471	Retail sale in non-specialized stores	913	315,741	25,912	85,597	279
G472	Retail sale of food, beverages and tobacco in specialized stores	662	569,946	7,119	102,024	172
G473	Retail sale of automotive fuel in specialized stores	359	160,898	39,254	71,656	9,609
G474	Retail sale of information and communications equipment in specialized stores	267	104,327	1,112	87,407	-
G475	Retail sale of other household equipment in specialized stores	765	301,582	46,282	57,864	1,239
G476	Retail sale of cultural and recreation goods in specialized stores	113	14,159	203	7,617	-
G477	Retail sale of other goods in specialized stores	2,263	385,325	22,258	175,545	3,872
G479	Retail trade not in stores, stalls or markets	9	811	186	484	-
X - Northern Mindanao		8,063	18,185,595	1,217,037	5,206,279	73,390
G451	Sale of motor vehicles	101	455,505	29,820	77,950	563
G452	Maintenance and repair of motor vehicles	176	27,797	2,602	9,671	586
G453	Sale of motor vehicle parts and accessories	274	734,170	19,180	262,252	9
G454	Sale, maintenance and repair of motorcycles and related parts and accessories	732	412,301	84,184	101,081	-
G461	Wholesale on a fee or contract basis	15	160,677	-	33,538	-
G462	Wholesale of agricultural raw materials and live animals	123	101,567	24,058	4,795	-

Table 5.3 Number of Establishments and Cost of Non-Industrial Services Done by Others by Type for Wholesale and Retail Trade; Repair of Motor Vehicles and Motorcycles Establishments by Region and Industry Group: Philippines, 2018

(Values are in thousand PhP, except for number of establishments. Details may not add-up to total due to rounding and/or statistical disclosure control.)

Continued

2009 PSIC Code	Region / Industry Description	Number of Establishments	Non-Industrial Services Done by Others			
			Total	Rent Expense from Land	Rental Expense from Buildings, Warehouses and Other Structures	Rental Expense from Machinery and Transport Equipment
		(1)	(2)	(3)	(4)	(5)
G463	Wholesale of food, beverages and tobacco	208	510,746	25,033	101,836	7,446
G464	Wholesale of household goods	253	500,135	123,481	111,702	936
G465	Wholesale of machinery, equipment and supplies	107	181,259	850	47,571	99
G466	Other specialized wholesale	162	3,033,512	283,596	354,092	1,280
G469	Non-specialized wholesale trade	30	90,845	1,875	18,023	-
G471	Retail sale in non-specialized stores	935	4,519,613	155,323	1,395,792	415
G472	Retail sale of food, beverages and tobacco in specialized stores	775	275,062	11,271	75,392	740
G473	Retail sale of automotive fuel in specialized stores	497	598,631	63,934	162,219	12,307
G474	Retail sale of information and communications equipment in specialized stores	569	635,236	27,578	233,467	5,563
G475	Retail sale of other household equipment in specialized stores	622	1,097,029	47,247	286,237	692
G476	Retail sale of cultural and recreation goods in specialized stores	147	346,740	48,623	226,967	3,313
G477	Retail sale of other goods in specialized stores	2,328	4,504,101	268,382	1,703,135	39,439
G479	Retail trade not in stores, stalls or markets	9	670	-	558	-
XI - Davao Region		8,425	17,893,204	464,205	5,254,296	80,869
G451	Sale of motor vehicles	118	340,084	50,409	39,669	-
G452	Maintenance and repair of motor vehicles	225	40,265	10,288	9,692	388
G453	Sale of motor vehicle parts and accessories	357	220,349	17,274	85,334	192
G454	Sale, maintenance and repair of motorcycles and related parts and accessories	579	309,822	37,228	37,344	3,941
G461	Wholesale on a fee or contract basis	74	1,353,969	8,744	75,272	5,901
G462	Wholesale of agricultural raw materials and live animals	157	74,633	108	18,372	2,434
G463	Wholesale of food, beverages and tobacco	238	826,204	14,315	109,446	1,590
G464	Wholesale of household goods	332	909,027	34,300	182,441	8,891
G465	Wholesale of machinery, equipment and supplies	82	1,079,224	16,570	268,152	90

Table 5.3 Number of Establishments and Cost of Non-Industrial Services Done by Others by Type for Wholesale and Retail Trade; Repair of Motor Vehicles and Motorcycles Establishments by Region and Industry Group: Philippines, 2018*(Values are in thousand PhP, except for number of establishments. Details may not add-up to total due to rounding and/or statistical disclosure control.)**Continued*

Continued						
2009 PSIC Code	Region / Industry Description	Number of Establishments	Non-Industrial Services Done by Others			
			Total	Rent Expense from Land	Rental Expense from Buildings, Warehouses and Other Structures	Rental Expense from Machinery and Transport Equipment
		(1)	(2)	(3)	(4)	(5)
G466	Other specialized wholesale	266	1,660,849	66,111	250,081	21,260
G469	Non-specialized wholesale trade	9	2,363	-	868	-
G471	Retail sale in non-specialized stores	628	7,065,193	58,107	2,184,174	87
G472	Retail sale of food, beverages and tobacco in specialized stores	561	86,671	9,331	28,696	933
G473	Retail sale of automotive fuel in specialized stores	464	287,654	36,176	73,368	33,112
G474	Retail sale of information and communications equipment in specialized stores	558	313,444	-	232,550	-
G475	Retail sale of other household equipment in specialized stores	584	1,152,965	30,431	458,359	842
G476	Retail sale of cultural and recreation goods in specialized stores	181	211,876	555	99,310	549
G477	Retail sale of other goods in specialized stores	2,994	1,914,878	74,259	1,081,316	658
G479	Retail trade not in stores, stalls or markets	21	43,733	-	19,852	-
XII - SOCCSKSARGEN		7,783	5,717,293	178,023	2,563,876	32,169
G451	Sale of motor vehicles	68	135,952	828	29,932	-
G452	Maintenance and repair of motor vehicles	221	28,905	13,211	7,394	-
G453	Sale of motor vehicle parts and accessories	305	163,988	1,665	98,687	7,957
G454	Sale, maintenance and repair of motorcycles and related parts and accessories	460	144,946	15,228	53,980	-
G461	Wholesale on a fee or contract basis	53	115,443	-	11,846	1
G462	Wholesale of agricultural raw materials and live animals	192	136,599	9,798	3,287	-
G463	Wholesale of food, beverages and tobacco	179	216,461	6,769	19,562	815
G464	Wholesale of household goods	251	108,887	9,066	43,306	864
G465	Wholesale of machinery, equipment and supplies	113	101,527	282	59,840	107
G466	Other specialized wholesale	130	114,374	2,284	22,647	96
G471	Retail sale in non-specialized stores	652	748,093	25,129	329,313	17
G472	Retail sale of food, beverages and tobacco in specialized stores	778	921,449	2,191	384,448	3,832

Table 5.3 Number of Establishments and Cost of Non-Industrial Services Done by Others by Type for Wholesale and Retail Trade; Repair of Motor Vehicles and Motorcycles Establishments by Region and Industry Group: Philippines, 2018

(Values are in thousand PhP, except for number of establishments. Details may not add-up to total due to rounding and/or statistical disclosure control.)

Continued

2009 PSIC Code	Region / Industry Description	Number of Establishments	Non-Industrial Services Done by Others			
			Total	Rent Expense from Land	Rental Expense from Buildings, Warehouses and Other Structures	Rental Expense from Machinery and Transport Equipment
		(1)	(2)	(3)	(4)	(5)
G473	Retail sale of automotive fuel in specialized stores	447	265,767	19,176	86,409	-
G474	Retail sale of information and communications equipment in specialized stores	834	764,517	12,412	676,681	11,996
G475	Retail sale of other household equipment in specialized stores	1,031	567,672	42,242	260,047	2,906
G476	Retail sale of cultural and recreation goods in specialized stores	248	157,032	3,402	54,713	3,141
G477	Retail sale of other goods in specialized stores	1,804	1,022,920	14,072	420,885	437
G479	Retail trade not in stores, stalls or markets	15	2,759	271	898	-
	XIII - Caraga	5,390	3,517,061	133,747	1,624,041	28,928
G451	Sale of motor vehicles	27	59,081	3,212	18,560	-
G452	Maintenance and repair of motor vehicles	80	15,794	468	252	4,097
G453	Sale of motor vehicle parts and accessories	138	21,839	-	8,004	1,158
G454	Sale, maintenance and repair of motorcycles and related parts and accessories	586	808,096	1,032	549,307	-
G461	Wholesale on a fee or contract basis	S	S	S	S	S
G462	Wholesale of agricultural raw materials and live animals	158	85,920	113	11,675	5,826
G463	Wholesale of food, beverages and tobacco	100	156,887	6,992	7,970	1,773
G464	Wholesale of household goods	133	52,235	5,987	18,981	-
G465	Wholesale of machinery, equipment and supplies	75	66,193	645	14,486	-
G466	Other specialized wholesale	107	120,297	2,563	11,253	109
G471	Retail sale in non-specialized stores	847	229,680	18,210	55,323	499
G472	Retail sale of food, beverages and tobacco in specialized stores	448	134,178	32,196	25,043	436
G473	Retail sale of automotive fuel in specialized stores	253	116,813	14,096	16,173	649
G474	Retail sale of information and communications equipment in specialized stores	304	374,743	145	216,668	-

Table 5.3 Number of Establishments and Cost of Non-Industrial Services Done by Others by Type for Wholesale and Retail Trade; Repair of Motor Vehicles and Motorcycles Establishments by Region and Industry Group: Philippines, 2018*(Values are in thousand PhP, except for number of establishments. Details may not add-up to total due to rounding and/or statistical disclosure control.)**Continued*

2009 PSIC Code	Region / Industry Description	Number of Establishments	Non-Industrial Services Done by Others			
			Total	Rent Expense from Land	Rental Expense from Buildings, Warehouses and Other Structures	Rental Expense from Machinery and Transport Equipment
		(1)	(2)	(3)	(4)	(5)
G475	Retail sale of other household equipment in specialized stores	475	207,946	18,761	102,937	3,138
G476	Retail sale of cultural and recreation goods in specialized stores	140	14,881	242	8,189	-
G477	Retail sale of other goods in specialized stores	1,508	1,038,093	26,379	554,236	11,243
G479	Retail trade not in stores, stalls or markets	S	S	S	S	S
	Autonomous Region in Muslim Mindanao	1,984	158,514	29,528	47,765	8,159
G451	Sale of motor vehicles	11	-	-	-	-
G453	Sale of motor vehicle parts and accessories	106	2,970	629	1,398	175
G454	Sale, maintenance and repair of motorcycles and related parts and accessories	144	5,175	3,019	1,294	863
G462	Wholesale of agricultural raw materials and live animals	64	5,235	200	1,592	68
G463	Wholesale of food, beverages and tobacco	51	21,570	1,442	3,110	152
G464	Wholesale of household goods	22	7,432	528	3,958	1,099
G465	Wholesale of machinery, equipment and supplies	19	2,256	583	323	243
G466	Other specialized wholesale	39	1,949	-	338	-
G471	Retail sale in non-specialized stores	260	2,139	21	787	382
G472	Retail sale of food, beverages and tobacco in specialized stores	134	6,357	-	2,331	2,162
G473	Retail sale of automotive fuel in specialized stores	91	9,036	-	-	-
G474	Retail sale of information and communications equipment in specialized stores	71	6,926	659	4,842	-
G475	Retail sale of other household equipment in specialized stores	60	21,348	1,895	18,179	216
G476	Retail sale of cultural and recreation goods in specialized stores	30	1,259	296	533	-
G477	Retail sale of other goods in specialized stores	871	63,785	20,143	8,514	2,404
G479	Retail trade not in stores, stalls or markets	11	1,075	113	566	396

Table 5.3 Number of Establishments and Cost of Non-Industrial Services Done by Others by Type for Wholesale and Retail Trade; Repair of Motor Vehicles and Motorcycles Establishments by Region and Industry Group: Philippines, 2018

(Values are in thousand PhP, except for number of establishments. Details may not add-up to total due to rounding and/or statistical disclosure control.)

Continued

2009 PSIC Code	Region / Industry Description	Non-Industrial Services Done by Others				
		Rental Expense from Office Equipment	Other Rental Expense	Communication Expense	Insurance Expense	Transport Service Expense
		(6)	(7)	(8)	(9)	(10)
	Philippines	2,151,941	3,418,042	12,818,625	10,035,522	32,095,032
G451	Sale of motor vehicles	24,206	26,675	444,473	414,753	581,252
G452	Maintenance and repair of motor vehicles	14,958	1,291	94,544	56,717	129,776
G453	Sale of motor vehicle parts and accessories	2,481	10,441	245,920	113,080	563,241
G454	Sale, maintenance and repair of motorcycles and related parts and accessories	7,058	14,078	867,644	468,017	1,772,494
G461	Wholesale on a fee or contract basis	858	137,469	84,535	74,387	479,127
G462	Wholesale of agricultural raw materials and live animals	124	2,160	70,967	86,000	455,093
G463	Wholesale of food, beverages and tobacco	10,505	103,531	384,460	425,386	5,671,169
G464	Wholesale of household goods	28,858	104,706	1,065,639	996,192	2,933,411
G465	Wholesale of machinery, equipment and supplies	5,917	26,349	636,614	528,338	1,722,813
G466	Other specialized wholesale	69,664	223,253	797,814	535,746	5,607,868
G469	Non-specialized wholesale trade	-	168	15,753	19,725	66,470
G471	Retail sale in non-specialized stores	1,932,353	549,552	3,421,600	3,054,022	4,959,338
G472	Retail sale of food, beverages and tobacco in specialized stores	219	18,285	201,507	149,378	548,020
G473	Retail sale of automotive fuel in specialized stores	5,150	21,032	292,864	228,655	760,023
G474	Retail sale of information and communications equipment in specialized stores	7,494	16,292	664,036	699,267	426,531
G475	Retail sale of other household equipment in specialized stores	3,983	467,334	1,136,031	760,039	2,229,103
G476	Retail sale of cultural and recreation goods in specialized stores	157	8,511	207,671	150,205	351,984
G477	Retail sale of other goods in specialized stores	37,955	1,683,865	2,134,131	1,254,380	2,815,295
G479	Retail trade not in stores, stalls or markets	-	3,049	52,422	21,234	22,025
	National Capital Region	412,556	2,115,996	4,697,144	3,451,099	14,015,569
G451	Sale of motor vehicles	4,914	7,172	204,806	147,885	101,134
G452	Maintenance and repair of motor vehicles	-	-	38,464	9,527	66,078

Table 5.3 Number of Establishments and Cost of Non-Industrial Services Done by Others by Type for Wholesale and Retail Trade; Repair of Motor Vehicles and Motorcycles Establishments by Region and Industry Group: Philippines, 2018*(Values are in thousand PhP, except for number of establishments. Details may not add-up to total due to rounding and/or statistical disclosure control.)**Continued*

2009 PSIC Code	Region / Industry Description	Non-Industrial Services Done by Others				
		Rental Expense from Office Equipment	Other Rental Expense	Communication Expense	Insurance Expense	Transport Service Expense
		(6)	(7)	(8)	(9)	(10)
G453	Sale of motor vehicle parts and accessories	2,251	9,340	92,072	67,123	387,432
G454	Sale, maintenance and repair of motorcycles and related parts and accessories	6,316	4,561	31,304	28,526	43,086
G461	Wholesale on a fee or contract basis	704	130,381	51,981	28,355	124,734
G462	Wholesale of agricultural raw materials and live animals	-	-	25,054	29,035	58,401
G463	Wholesale of food, beverages and tobacco	-	64,626	137,670	174,253	3,189,239
G464	Wholesale of household goods	27,845	44,172	760,570	649,955	2,272,852
G465	Wholesale of machinery, equipment and supplies	5,406	19,992	438,188	406,544	1,103,042
G466	Other specialized wholesale	38,718	77,254	442,075	323,584	2,801,155
G469	Non-specialized wholesale trade	-	-	8,375	8,071	27,951
G471	Retail sale in non-specialized stores	293,962	192,113	584,594	593,128	1,102,344
G472	Retail sale of food, beverages and tobacco in specialized stores	219	4,173	44,432	22,355	97,631
G473	Retail sale of automotive fuel in specialized stores	655	4,059	85,352	36,150	381,157
G474	Retail sale of information and communications equipment in specialized stores	126	678	265,320	43,954	202,902
G475	Retail sale of other household equipment in specialized stores	139	8,176	348,884	203,497	720,187
G476	Retail sale of cultural and recreation goods in specialized stores	157	5,574	97,727	79,109	70,908
G477	Retail sale of other goods in specialized stores	31,145	1,543,724	1,001,999	589,971	1,248,781
G479	Retail trade not in stores, stalls or markets	-	-	38,276	10,078	16,556
	Cordillera Administrative Region	7,571	5,908	110,906	59,620	145,991
G451	Sale of motor vehicles	-	188	4,741	3,347	5,815
G452	Maintenance and repair of motor vehicles	1,119	-	2,066	-	10
G453	Sale of motor vehicle parts and accessories	-	-	2,996	2,201	-
G454	Sale, maintenance and repair of motorcycles and related parts and accessories	-	-	4,549	1,351	115
G461	Wholesale on a fee or contract basis	-	-	3,262	831	1,140

Table 5.3 Number of Establishments and Cost of Non-Industrial Services Done by Others by Type for Wholesale and Retail Trade; Repair of Motor Vehicles and Motorcycles Establishments by Region and Industry Group: Philippines, 2018

(Values are in thousand PhP, except for number of establishments. Details may not add-up to total due to rounding and/or statistical disclosure control.)

Continued

2009 PSIC Code	Region / Industry Description	Non-Industrial Services Done by Others				
		Rental Expense from Office Equipment	Other Rental Expense	Communication Expense	Insurance Expense	Transport Service Expense
		(6)	(7)	(8)	(9)	(10)
G462	Wholesale of agricultural raw materials and live animals	-	-	331	292	5,439
G463	Wholesale of food, beverages and tobacco	-	1,459	4,622	5,330	47,712
G464	Wholesale of household goods	-	-	4,764	3,582	3,261
G465	Wholesale of machinery, equipment and supplies	-	-	1,150	611	3,474
G466	Other specialized wholesale	-	-	4,010	112	31
G471	Retail sale in non-specialized stores	-	4,261	9,426	7,722	16,278
G472	Retail sale of food, beverages and tobacco in specialized stores	-	-	4,938	-	697
G473	Retail sale of automotive fuel in specialized stores	-	-	8,070	13,598	3,937
G474	Retail sale of information and communications equipment in specialized stores	6,410	-	8,603	1,191	2,271
G475	Retail sale of other household equipment in specialized stores	-	-	35,090	7,027	35,586
G476	Retail sale of cultural and recreation goods in specialized stores	-	-	1,624	1,737	7,967
G477	Retail sale of other goods in specialized stores	42	-	10,189	4,457	12,241
G479	Retail trade not in stores, stalls or markets	-	-	474	6,231	16
I - Ilocos Region		175,964	25,931	394,391	329,910	731,265
G451	Sale of motor vehicles	-	346	7,716	16,587	6,075
G452	Maintenance and repair of motor vehicles	-	-	1,666	242	28
G453	Sale of motor vehicle parts and accessories	-	367	2,732	1,646	1,798
G454	Sale, maintenance and repair of motorcycles and related parts and accessories	-	-	17,150	3,049	12,448
G462	Wholesale of agricultural raw materials and live animals	-	-	2,206	1,893	749
G463	Wholesale of food, beverages and tobacco	61	1,834	9,090	14,948	80,048
G464	Wholesale of household goods	360	108	11,312	7,134	38,652
G465	Wholesale of machinery, equipment and supplies	-	-	2,588	2,380	10,953
G466	Other specialized wholesale	-	-	5,067	3,267	54,986

Table 5.3 Number of Establishments and Cost of Non-Industrial Services Done by Others by Type for Wholesale and Retail Trade; Repair of Motor Vehicles and Motorcycles Establishments by Region and Industry Group: Philippines, 2018*(Values are in thousand PhP, except for number of establishments. Details may not add-up to total due to rounding and/or statistical disclosure control.)**Continued*

2009 PSIC Code	Region / Industry Description	Non-Industrial Services Done by Others				
		Rental Expense from Office Equipment	Other Rental Expense	Communication Expense	Insurance Expense	Transport Service Expense
		(6)	(7)	(8)	(9)	(10)
G469	Non-specialized wholesale trade	-	91	90	288	5
G471	Retail sale in non-specialized stores	175,534	15,402	245,069	217,703	338,461
G472	Retail sale of food, beverages and tobacco in specialized stores	-	-	11,832	1,830	7,371
G473	Retail sale of automotive fuel in specialized stores	-	-	10,648	5,426	19,136
G474	Retail sale of information and communications equipment in specialized stores	-	-	5,109	3,284	10,342
G475	Retail sale of other household equipment in specialized stores	9	-	29,821	18,194	42,075
G476	Retail sale of cultural and recreation goods in specialized stores	-	-	2,298	3,471	6,694
G477	Retail sale of other goods in specialized stores	-	7,784	29,915	28,516	101,444
G479	Retail trade not in stores, stalls or markets	-	-	83	51	-
	II - Cagayan Valley	1,417	47,517	188,868	146,119	319,452
G451	Sale of motor vehicles	-	-	5,793	3,535	5,454
G452	Maintenance and repair of motor vehicles	-	-	2,423	-	7,211
G453	Sale of motor vehicle parts and accessories	-	-	3,694	516	5,420
G454	Sale, maintenance and repair of motorcycles and related parts and accessories	-	8,625	7,222	644	1,992
G462	Wholesale of agricultural raw materials and live animals	-	278	4,504	10,453	40,763
G463	Wholesale of food, beverages and tobacco	-	2,779	7,320	8,317	22,876
G464	Wholesale of household goods	-	-	11,344	8,535	33,363
G465	Wholesale of machinery, equipment and supplies	-	-	2,376	6,729	53,292
G466	Other specialized wholesale	-	-	2,758	692	8,389
G471	Retail sale in non-specialized stores	-	15,303	14,636	28,425	30,960
G472	Retail sale of food, beverages and tobacco in specialized stores	-	12,153	4,923	8,433	7,579
G473	Retail sale of automotive fuel in specialized stores	-	-	9,311	15,433	2,801

Table 5.3 Number of Establishments and Cost of Non-Industrial Services Done by Others by Type for Wholesale and Retail Trade; Repair of Motor Vehicles and Motorcycles Establishments by Region and Industry Group: Philippines, 2018

(Values are in thousand PhP, except for number of establishments. Details may not add-up to total due to rounding and/or statistical disclosure control.)

Continued

2009 PSIC Code	Region / Industry Description	Non-Industrial Services Done by Others				
		Rental Expense from Office Equipment	Other Rental Expense	Communication Expense	Insurance Expense	Transport Service Expense
		(6)	(7)	(8)	(9)	(10)
G474	Retail sale of information and communications equipment in specialized stores	-	8,378	38,231	2,092	9,768
G475	Retail sale of other household equipment in specialized stores	1,417	-	21,189	27,010	36,258
G476	Retail sale of cultural and recreation goods in specialized stores	-	-	6,901	6,785	27,551
G477	Retail sale of other goods in specialized stores	-	-	46,184	18,521	25,776
G479	Retail trade not in stores, stalls or markets	-	-	59	-	-
	III - Central Luzon	252,535	160,102	805,741	841,495	1,427,689
G451	Sale of motor vehicles	3,655	3,300	30,604	41,158	47,088
G452	Maintenance and repair of motor vehicles	-	1,291	5,486	2,441	3,672
G453	Sale of motor vehicle parts and accessories	-	-	8,998	4,166	21,207
G454	Sale, maintenance and repair of motorcycles and related parts and accessories	-	-	5,634	10,313	1,861
G461	Wholesale on a fee or contract basis	-	-	1,583	539	63,517
G462	Wholesale of agricultural raw materials and live animals	-	750	2,117	2,664	6,259
G463	Wholesale of food, beverages and tobacco	3,301	6,724	25,277	23,344	172,892
G464	Wholesale of household goods	529	716	61,613	83,933	107,973
G465	Wholesale of machinery, equipment and supplies	-	480	6,394	2,970	12,816
G466	Other specialized wholesale	29,928	7,344	15,499	14,979	113,852
G469	Non-specialized wholesale trade	-	-	97	9	125
G471	Retail sale in non-specialized stores	212,109	122,264	396,842	361,145	552,914
G472	Retail sale of food, beverages and tobacco in specialized stores	-	-	8,215	3,216	3,293
G473	Retail sale of automotive fuel in specialized stores	2,685	3,182	13,732	21,410	71,444
G474	Retail sale of information and communications equipment in specialized stores	-	-	9,894	1,881	1,603
G475	Retail sale of other household equipment in specialized stores	219	10,264	114,800	77,319	151,080

Table 5.3 Number of Establishments and Cost of Non-Industrial Services Done by Others by Type for Wholesale and Retail Trade; Repair of Motor Vehicles and Motorcycles Establishments by Region and Industry Group: Philippines, 2018*(Values are in thousand PhP, except for number of establishments. Details may not add-up to total due to rounding and/or statistical disclosure control.)**Continued*

2009 PSIC Code	Region / Industry Description	Non-Industrial Services Done by Others				
		Rental Expense from Office Equipment	Other Rental Expense	Communication Expense	Insurance Expense	Transport Service Expense
		(6)	(7)	(8)	(9)	(10)
G476	Retail sale of cultural and recreation goods in specialized stores	-	1,527	8,633	11,403	11,269
G477	Retail sale of other goods in specialized stores	110	2,260	90,126	178,556	84,826
G479	Retail trade not in stores, stalls or markets	-	-	197	50	-
	IVA - CALABARZON	544,211	683,029	2,274,194	2,035,410	3,636,764
G451	Sale of motor vehicles	868	10,468	42,728	31,243	67,626
G452	Maintenance and repair of motor vehicles	13,648	-	10,011	3,633	15,566
G453	Sale of motor vehicle parts and accessories	-	-	61,016	5,801	25,903
G454	Sale, maintenance and repair of motorcycles and related parts and accessories	-	-	558,927	193,960	1,126,667
G461	Wholesale on a fee or contract basis	-	3,416	5,664	4,162	27,821
G462	Wholesale of agricultural raw materials and live animals	-	597	1,608	2,045	8,552
G463	Wholesale of food, beverages and tobacco	-	1,834	26,959	27,296	79,615
G464	Wholesale of household goods	-	45,058	52,710	82,905	118,566
G465	Wholesale of machinery, equipment and supplies	511	5,811	41,935	42,466	179,011
G466	Other specialized wholesale	157	5,005	37,533	31,566	153,882
G469	Non-specialized wholesale trade	-	-	815	7,454	30,485
G471	Retail sale in non-specialized stores	527,485	92,071	813,826	723,161	1,199,712
G472	Retail sale of food, beverages and tobacco in specialized stores	-	461	9,142	965	16,584
G473	Retail sale of automotive fuel in specialized stores	996	4,018	37,042	37,596	24,869
G474	Retail sale of information and communications equipment in specialized stores	-	345	141,950	605,270	107,090
G475	Retail sale of other household equipment in specialized stores	-	443,528	225,701	119,220	320,027
G476	Retail sale of cultural and recreation goods in specialized stores	-	184	15,742	14,401	4,625
G477	Retail sale of other goods in specialized stores	547	70,231	189,369	101,150	129,629
G479	Retail trade not in stores, stalls or markets	-	-	1,515	1,117	534

Table 5.3 Number of Establishments and Cost of Non-Industrial Services Done by Others by Type for Wholesale and Retail Trade; Repair of Motor Vehicles and Motorcycles Establishments by Region and Industry Group: Philippines, 2018

(Values are in thousand PhP, except for number of establishments. Details may not add-up to total due to rounding and/or statistical disclosure control.)

Continued

2009 PSIC Code	Region / Industry Description	Non-Industrial Services Done by Others				
		Rental Expense from Office Equipment	Other Rental Expense	Communication Expense	Insurance Expense	Transport Service Expense
		(6)	(7)	(8)	(9)	(10)
	MIMAROPA	72	6,196	132,477	131,845	571,687
G451	Sale of motor vehicles	-	164	4,578	1,781	10,100
G452	Maintenance and repair of motor vehicles	-	-	630	2,009	379
G453	Sale of motor vehicle parts and accessories	-	-	1,749	-	3,453
G454	Sale, maintenance and repair of motorcycles and related parts and accessories	-	-	11,885	47,612	9,230
G461	Wholesale on a fee or contract basis	S	S	S	S	S
G462	Wholesale of agricultural raw materials and live animals	1	-	1,302	5,328	2,571
G463	Wholesale of food, beverages and tobacco	-	2,765	9,745	11,397	44,795
G464	Wholesale of household goods	-	-	5,454	322	16,942
G465	Wholesale of machinery, equipment and supplies	-	-	7,939	329	1,464
G466	Other specialized wholesale	29	-	8,909	1,623	45,147
G471	Retail sale in non-specialized stores	-	2,796	11,657	10,459	80,514
G472	Retail sale of food, beverages and tobacco in specialized stores	-	-	396	923	4,790
G473	Retail sale of automotive fuel in specialized stores	42	425	5,089	3,674	16,643
G474	Retail sale of information and communications equipment in specialized stores	-	-	2,390	124	2,770
G475	Retail sale of other household equipment in specialized stores	-	46	10,541	7,470	113,665
G476	Retail sale of cultural and recreation goods in specialized stores	-	-	5,327	1,121	13,467
G477	Retail sale of other goods in specialized stores	-	-	44,438	37,672	191,914
G479	Retail trade not in stores, stalls or markets	S	S	S	S	S
	V - Bicol Region	-	14,741	161,181	117,414	687,567
G451	Sale of motor vehicles	-	424	3,290	4,205	13,981
G452	Maintenance and repair of motor vehicles	-	-	1,180	984	25,313

Table 5.3 Number of Establishments and Cost of Non-Industrial Services Done by Others by Type for Wholesale and Retail Trade; Repair of Motor Vehicles and Motorcycles Establishments by Region and Industry Group: Philippines, 2018*(Values are in thousand PhP, except for number of establishments. Details may not add-up to total due to rounding and/or statistical disclosure control.)**Continued*

2009 PSIC Code	Region / Industry Description	Non-Industrial Services Done by Others				
		Rental Expense from Office Equipment	Other Rental Expense	Communication Expense	Insurance Expense	Transport Service Expense
		(6)	(7)	(8)	(9)	(10)
G453	Sale of motor vehicle parts and accessories	-	-	2,894	1,125	7,350
G454	Sale, maintenance and repair of motorcycles and related parts and accessories	-	-	1,742	4,371	2,238
G461	Wholesale on a fee or contract basis	-	-	710	2,142	9,706
G462	Wholesale of agricultural raw materials and live animals	-	-	3,579	2,140	200,715
G463	Wholesale of food, beverages and tobacco	-	3,084	14,793	21,100	47,785
G464	Wholesale of household goods	-	-	11,323	3,835	25,545
G465	Wholesale of machinery, equipment and supplies	-	66	6,117	3,644	34,435
G466	Other specialized wholesale	-	-	8,880	3,172	45,119
G471	Retail sale in non-specialized stores	-	5,068	30,467	19,008	50,238
G472	Retail sale of food, beverages and tobacco in specialized stores	-	-	3,426	1,393	109,961
G473	Retail sale of automotive fuel in specialized stores	-	305	11,532	1,523	2,926
G474	Retail sale of information and communications equipment in specialized stores	-	5,795	9,752	2,448	1,847
G475	Retail sale of other household equipment in specialized stores	-	-	20,849	27,283	53,789
G476	Retail sale of cultural and recreation goods in specialized stores	-	-	8,480	3,535	12,021
G477	Retail sale of other goods in specialized stores	-	-	21,343	15,033	44,599
G479	Retail trade not in stores, stalls or markets	-	-	823	473	-
VI - Western Visayas		63,302	61,846	594,791	325,667	2,147,920
G451	Sale of motor vehicles	431	80	30,733	37,690	69,808
G452	Maintenance and repair of motor vehicles	-	-	10,779	697	2,449
G453	Sale of motor vehicle parts and accessories	-	-	10,245	2,056	12,866
G454	Sale, maintenance and repair of motorcycles and related parts and accessories	-	-	23,173	22,067	16,209
G461	Wholesale on a fee or contract basis	-	-	1,551	361	12,628
G462	Wholesale of agricultural raw materials and live animals	-	-	1,930	1,777	9,401

Table 5.3 Number of Establishments and Cost of Non-Industrial Services Done by Others by Type for Wholesale and Retail Trade; Repair of Motor Vehicles and Motorcycles Establishments by Region and Industry Group: Philippines, 2018

(Values are in thousand PhP, except for number of establishments. Details may not add-up to total due to rounding and/or statistical disclosure control.)

Continued

2009 PSIC Code	Region / Industry Description	Non-Industrial Services Done by Others				
		Rental Expense from Office Equipment	Other Rental Expense	Communication Expense	Insurance Expense	Transport Service Expense
		(6)	(7)	(8)	(9)	(10)
G463	Wholesale of food, beverages and tobacco	-	1,612	16,213	21,981	781,998
G464	Wholesale of household goods	-	1,471	30,014	26,273	34,656
G465	Wholesale of machinery, equipment and supplies	-	-	4,222	4,268	7,546
G466	Other specialized wholesale	-	-	19,009	14,238	761,921
G471	Retail sale in non-specialized stores	57,804	5,313	179,941	115,910	173,488
G472	Retail sale of food, beverages and tobacco in specialized stores	-	1,140	19,884	14,222	22,777
G473	Retail sale of automotive fuel in specialized stores	-	-	8,129	4,440	30,644
G474	Retail sale of information and communications equipment in specialized stores	880	-	52,326	3,368	15,338
G475	Retail sale of other household equipment in specialized stores	-	3,454	61,569	33,826	111,521
G476	Retail sale of cultural and recreation goods in specialized stores	-	-	4,701	3,853	6,471
G477	Retail sale of other goods in specialized stores	4,187	48,777	120,105	18,480	78,173
G479	Retail trade not in stores, stalls or markets	-	-	265	161	25
	VII - Central Visayas	75,375	23,160	876,598	614,819	2,584,089
G451	Sale of motor vehicles	-	2,737	34,695	57,446	119,462
G452	Maintenance and repair of motor vehicles	191	-	7,215	29,009	3,303
G453	Sale of motor vehicle parts and accessories	230	147	15,617	11,733	47,594
G454	Sale, maintenance and repair of motorcycles and related parts and accessories	-	30	53,217	8,134	371,637
G461	Wholesale on a fee or contract basis	-	-	1,719	3,985	40,449
G462	Wholesale of agricultural raw materials and live animals	-	133	4,348	3,119	20,370
G463	Wholesale of food, beverages and tobacco	-	1,042	67,372	59,948	776,897
G464	Wholesale of household goods	-	-	52,000	35,319	108,757
G465	Wholesale of machinery, equipment and supplies	-	-	51,347	28,549	40,853
G466	Other specialized wholesale	-	47	42,206	27,349	237,308
G469	Non-specialized wholesale trade	-	77	908	763	7,230

Table 5.3 Number of Establishments and Cost of Non-Industrial Services Done by Others by Type for Wholesale and Retail Trade; Repair of Motor Vehicles and Motorcycles Establishments by Region and Industry Group: Philippines, 2018

(Values are in thousand PhP, except for number of establishments. Details may not add-up to total due to rounding and/or statistical disclosure control.)

Continued

2009 PSIC Code	Region / Industry Description	Non-Industrial Services Done by Others				
		Rental Expense from Office Equipment	Other Rental Expense	Communication Expense	Insurance Expense	Transport Service Expense
		(6)	(7)	(8)	(9)	(10)
G471	Retail sale in non-specialized stores	74,753	5,720	197,661	169,123	173,636
G472	Retail sale of food, beverages and tobacco in specialized stores	-	-	28,588	4,133	86,574
G473	Retail sale of automotive fuel in specialized stores	95	-	20,032	5,645	13,706
G474	Retail sale of information and communications equipment in specialized stores	-	1,096	21,744	8,540	20,045
G475	Retail sale of other household equipment in specialized stores	105	4	97,402	70,085	130,186
G476	Retail sale of cultural and recreation goods in specialized stores	-	408	32,024	14,339	111,092
G477	Retail sale of other goods in specialized stores	-	10,610	143,037	76,319	273,118
G479	Retail trade not in stores, stalls or markets	-	1,109	5,464	1,282	1,874
	VIII - Eastern Visayas	972	4,857	241,553	141,870	613,558
G451	Sale of motor vehicles	-	-	13,476	4,954	38,395
G452	Maintenance and repair of motor vehicles	-	-	1,595	1,417	573
G453	Sale of motor vehicle parts and accessories	-	-	601	491	7,976
G454	Sale, maintenance and repair of motorcycles and related parts and accessories	-	-	5,889	887	4,572
G461	Wholesale on a fee or contract basis	-	-	5	-	23
G462	Wholesale of agricultural raw materials and live animals	113	-	2,225	3,479	21,990
G463	Wholesale of food, beverages and tobacco	-	2,741	7,501	6,927	63,344
G464	Wholesale of household goods	124	172	4,869	7,176	47,931
G465	Wholesale of machinery, equipment and supplies	-	-	27,024	746	901
G466	Other specialized wholesale	54	-	22,481	20,084	81,095
G471	Retail sale in non-specialized stores	565	1,945	72,282	39,136	89,195
G472	Retail sale of food, beverages and tobacco in specialized stores	-	-	3,034	3,897	72
G473	Retail sale of automotive fuel in specialized stores	-	-	12,717	2,305	3,775

Table 5.3 Number of Establishments and Cost of Non-Industrial Services Done by Others by Type for Wholesale and Retail Trade; Repair of Motor Vehicles and Motorcycles Establishments by Region and Industry Group: Philippines, 2018

(Values are in thousand PhP, except for number of establishments. Details may not add-up to total due to rounding and/or statistical disclosure control.)

Continued

2009 PSIC Code	Region / Industry Description	Non-Industrial Services Done by Others				
		Rental Expense from Office Equipment	Other Rental Expense	Communication Expense	Insurance Expense	Transport Service Expense
		(6)	(7)	(8)	(9)	(10)
G474	Retail sale of information and communications equipment in specialized stores	-	-	8,323	6,953	4,264
G475	Retail sale of other household equipment in specialized stores	70	-	37,555	33,409	155,562
G476	Retail sale of cultural and recreation goods in specialized stores	-	-	2,974	170	4,083
G477	Retail sale of other goods in specialized stores	47	-	19,001	9,841	89,806
	IX - Zamboanga Peninsula	907	12,330	157,898	101,220	480,283
G451	Sale of motor vehicles	-	-	3,437	2,427	11,278
G452	Maintenance and repair of motor vehicles	-	-	1,039	348	526
G453	Sale of motor vehicle parts and accessories	-	-	1,361	188	2,030
G454	Sale, maintenance and repair of motorcycles and related parts and accessories	-	863	36,910	7,230	144,376
G461	Wholesale on a fee or contract basis	153	223	739	13,068	7,802
G462	Wholesale of agricultural raw materials and live animals	-	96	1,505	2,380	3,725
G463	Wholesale of food, beverages and tobacco	-	2,167	5,969	4,809	53,137
G464	Wholesale of household goods	-	-	4,940	10,661	11,132
G465	Wholesale of machinery, equipment and supplies	-	-	1,109	249	1,045
G466	Other specialized wholesale	-	-	3,019	1,609	3,126
G471	Retail sale in non-specialized stores	21	-	27,806	15,428	28,591
G472	Retail sale of food, beverages and tobacco in specialized stores	-	-	18,141	23,617	63,069
G473	Retail sale of automotive fuel in specialized stores	128	8,565	6,040	1,480	13,719
G474	Retail sale of information and communications equipment in specialized stores	-	-	5,380	903	4,530
G475	Retail sale of other household equipment in specialized stores	-	-	12,999	4,754	96,485
G476	Retail sale of cultural and recreation goods in specialized stores	-	-	1,577	331	356

Table 5.3 Number of Establishments and Cost of Non-Industrial Services Done by Others by Type for Wholesale and Retail Trade; Repair of Motor Vehicles and Motorcycles Establishments by Region and Industry Group: Philippines, 2018*(Values are in thousand PhP, except for number of establishments. Details may not add-up to total due to rounding and/or statistical disclosure control.)**Continued*

2009 PSIC Code	Region / Industry Description	Non-Industrial Services Done by Others				
		Rental Expense from Office Equipment	Other Rental Expense	Communication Expense	Insurance Expense	Transport Service Expense
		(6)	(7)	(8)	(9)	(10)
G477	Retail sale of other goods in specialized stores	605	416	25,894	11,738	35,355
G479	Retail trade not in stores, stalls or markets	-	-	33	-	-
	X - Northern Mindanao	232,640	12,663	881,828	694,724	2,108,067
G451	Sale of motor vehicles	14,334	1,740	19,402	27,884	40,555
G452	Maintenance and repair of motor vehicles	-	-	2,339	3,232	2,803
G453	Sale of motor vehicle parts and accessories	-	586	15,684	5,757	15,550
G454	Sale, maintenance and repair of motorcycles and related parts and accessories	-	-	7,448	73,497	8,486
G461	Wholesale on a fee or contract basis	-	-	1,676	1,789	14,349
G462	Wholesale of agricultural raw materials and live animals	-	-	1,395	8,401	9,927
G463	Wholesale of food, beverages and tobacco	6,690	2,042	7,652	13,810	132,252
G464	Wholesale of household goods	-	423	17,455	25,799	22,930
G465	Wholesale of machinery, equipment and supplies	-	-	5,674	3,412	28,673
G466	Other specialized wholesale	120	-	86,576	55,088	890,195
G469	Non-specialized wholesale trade	-	-	5,407	2,976	674
G471	Retail sale in non-specialized stores	210,977	7,390	295,395	266,889	435,744
G472	Retail sale of food, beverages and tobacco in specialized stores	-	-	6,427	13,636	23,443
G473	Retail sale of automotive fuel in specialized stores	498	478	25,653	35,282	84,407
G474	Retail sale of information and communications equipment in specialized stores	-	-	48,432	1,313	12,516
G475	Retail sale of other household equipment in specialized stores	21	4	40,255	31,205	71,298
G476	Retail sale of cultural and recreation goods in specialized stores	-	-	5,763	3,405	34,502
G477	Retail sale of other goods in specialized stores	-	-	289,196	121,350	279,766
G479	Retail trade not in stores, stalls or markets	-	-	-	-	-

Table 5.3 Number of Establishments and Cost of Non-Industrial Services Done by Others by Type for Wholesale and Retail Trade; Repair of Motor Vehicles and Motorcycles Establishments by Region and Industry Group: Philippines, 2018

(Values are in thousand PhP, except for number of establishments. Details may not add-up to total due to rounding and/or statistical disclosure control.)

Continued

Continued

2009 PSIC Code	Region / Industry Description	Non-Industrial Services Done by Others				
		Rental Expense from Office Equipment	Other Rental Expense	Communication Expense	Insurance Expense	Transport Service Expense
		(6)	(7)	(8)	(9)	(10)
XI - Davao Region		380,076	229,890	927,209	768,785	1,980,617
G451	Sale of motor vehicles	-	-	26,287	27,812	37,538
G452	Maintenance and repair of motor vehicles	-	-	5,481	2,171	1,627
G453	Sale of motor vehicle parts and accessories	-	-	14,250	6,468	7,053
G454	Sale, maintenance and repair of motorcycles and related parts and accessories	742	-	22,592	44,325	7,435
G461	Wholesale on a fee or contract basis	-	3,449	13,376	16,369	152,085
G462	Wholesale of agricultural raw materials and live animals	-	-	5,653	5,157	26,279
G463	Wholesale of food, beverages and tobacco	-	1,742	30,104	13,740	122,061
G464	Wholesale of household goods	-	12,586	26,424	45,131	81,884
G465	Wholesale of machinery, equipment and supplies	-	-	29,297	17,922	220,357
G466	Other specialized wholesale	52	133,602	91,830	34,904	342,016
G469	Non-specialized wholesale trade	-	-	62	164	-
G471	Retail sale in non-specialized stores	379,143	73,828	507,449	447,590	630,969
G472	Retail sale of food, beverages and tobacco in specialized stores	-	-	6,294	2,355	19,065
G473	Retail sale of automotive fuel in specialized stores	45	-	20,062	5,040	5,332
G474	Retail sale of information and communications equipment in specialized stores	-	-	23,343	2,452	14,856
G475	Retail sale of other household equipment in specialized stores	93	1,859	44,105	71,285	141,918
G476	Retail sale of cultural and recreation goods in specialized stores	-	819	5,673	4,860	34,888
G477	Retail sale of other goods in specialized stores	-	64	50,207	19,251	132,797
G479	Retail trade not in stores, stalls or markets	-	1,940	4,720	1,787	2,458
XII - SOCCSKSARGEN		3,841	8,211	185,752	182,720	360,739
G451	Sale of motor vehicles	-	55	7,480	5,198	3,037
G452	Maintenance and repair of motor vehicles	-	-	2,778	954	-

Table 5.3 Number of Establishments and Cost of Non-Industrial Services Done by Others by Type for Wholesale and Retail Trade; Repair of Motor Vehicles and Motorcycles Establishments by Region and Industry Group: Philippines, 2018*(Values are in thousand PhP, except for number of establishments. Details may not add-up to total due to rounding and/or statistical disclosure control.)**Continued*

2009 PSIC Code	Region / Industry Description	Non-Industrial Services Done by Others				
		Rental Expense from Office Equipment	Other Rental Expense	Communication Expense	Insurance Expense	Transport Service Expense
		(6)	(7)	(8)	(9)	(10)
G453	Sale of motor vehicle parts and accessories	-	-	8,877	2,917	17,086
G454	Sale, maintenance and repair of motorcycles and related parts and accessories	-	-	14,136	1,211	12,591
G461	Wholesale on a fee or contract basis	-	-	969	1,500	10,608
G462	Wholesale of agricultural raw materials and live animals	-	306	9,969	6,966	27,573
G463	Wholesale of food, beverages and tobacco	453	3,771	8,622	8,064	24,477
G464	Wholesale of household goods	-	-	5,685	4,376	3,419
G465	Wholesale of machinery, equipment and supplies	-	-	7,164	4,012	6,879
G466	Other specialized wholesale	607	-	5,587	2,079	9,540
G471	Retail sale in non-specialized stores	-	4,080	17,111	29,234	31,089
G472	Retail sale of food, beverages and tobacco in specialized stores	-	-	25,926	48,398	75,690
G473	Retail sale of automotive fuel in specialized stores	-	-	7,764	26,331	55,619
G474	Retail sale of information and communications equipment in specialized stores	-	-	7,321	11,862	7,243
G475	Retail sale of other household equipment in specialized stores	1,911	-	21,559	22,436	28,750
G476	Retail sale of cultural and recreation goods in specialized stores	-	-	7,115	1,658	3,986
G477	Retail sale of other goods in specialized stores	871	-	27,372	5,520	42,763
G479	Retail trade not in stores, stalls or markets	-	-	317	5	391
	XIII - Caraga	491	5,320	179,441	90,148	253,919
G451	Sale of motor vehicles	4	-	4,710	1,603	3,906
G452	Maintenance and repair of motor vehicles	-	-	1,391	53	240
G453	Sale of motor vehicle parts and accessories	-	-	2,924	893	34
G454	Sale, maintenance and repair of motorcycles and related parts and accessories	-	-	65,865	20,840	9,551
G461	Wholesale on a fee or contract basis	S	S	S	S	S

Table 5.3 Number of Establishments and Cost of Non-Industrial Services Done by Others by Type for Wholesale and Retail Trade; Repair of Motor Vehicles and Motorcycles Establishments by Region and Industry Group: Philippines, 2018

(Values are in thousand PhP, except for number of establishments. Details may not add-up to total due to rounding and/or statistical disclosure control.)

Continued

2009 PSIC Code	Region / Industry Description	Non-Industrial Services Done by Others				
		Rental Expense from Office Equipment	Other Rental Expense	Communication Expense	Insurance Expense	Transport Service Expense
		(6)	(7)	(8)	(9)	(10)
G462	Wholesale of agricultural raw materials and live animals	-	-	2,855	850	10,291
G463	Wholesale of food, beverages and tobacco	-	2,963	4,772	8,757	25,493
G464	Wholesale of household goods	-	-	5,118	1,192	4,227
G465	Wholesale of machinery, equipment and supplies	-	-	3,683	3,507	18,071
G466	Other specialized wholesale	-	-	2,376	1,384	59,087
G471	Retail sale in non-specialized stores	-	2,000	17,012	9,962	24,790
G472	Retail sale of food, beverages and tobacco in specialized stores	-	357	5,908	7	9,424
G473	Retail sale of automotive fuel in specialized stores	5	-	8,221	13,321	27,345
G474	Retail sale of information and communications equipment in specialized stores	79	-	15,662	3,633	8,649
G475	Retail sale of other household equipment in specialized stores	-	-	13,623	5,419	20,474
G476	Retail sale of cultural and recreation goods in specialized stores	-	-	937	28	2,103
G477	Retail sale of other goods in specialized stores	403	-	23,335	17,414	29,638
G479	Retail trade not in stores, stalls or markets	S	S	S	S	S
	Autonomous Region in Muslim Mindanao	10	347	8,655	2,658	29,855
G451	Sale of motor vehicles	-	-	-	-	-
G453	Sale of motor vehicle parts and accessories	-	-	210	-	489
G454	Sale, maintenance and repair of motorcycles and related parts and accessories	-	-	-	-	-
G462	Wholesale of agricultural raw materials and live animals	10	-	384	20	2,087
G463	Wholesale of food, beverages and tobacco	-	347	780	1,365	6,549
G464	Wholesale of household goods	-	-	44	66	1,319
G465	Wholesale of machinery, equipment and supplies	-	-	408	-	-
G466	Other specialized wholesale	-	-	-	17	1,021
G471	Retail sale in non-specialized stores	-	-	424	-	418

Table 5.3 Number of Establishments and Cost of Non-Industrial Services Done by Others by Type for Wholesale and Retail Trade; Repair of Motor Vehicles and Motorcycles Establishments by Region and Industry Group: Philippines, 2018*(Values are in thousand PhP, except for number of establishments. Details may not add-up to total due to rounding and/or statistical disclosure control.)**Continued*

2009 PSIC Code	Region / Industry Description	Non-Industrial Services Done by Others				
		Rental Expense from Office Equipment	Other Rental Expense	Communication Expense	Insurance Expense	Transport Service Expense
		(6)	(7)	(8)	(9)	(10)
G472	Retail sale of food, beverages and tobacco in specialized stores	-	-	-	-	-
G473	Retail sale of automotive fuel in specialized stores	-	-	3,467	-	2,563
G474	Retail sale of information and communications equipment in specialized stores	-	-	256	-	497
G475	Retail sale of other household equipment in specialized stores	-	-	88	600	242
G476	Retail sale of cultural and recreation goods in specialized stores	-	-	175	-	-
G477	Retail sale of other goods in specialized stores	-	-	2,420	590	14,669
G479	Retail trade not in stores, stalls or markets	-	-	-	-	-

Table 5.3 Number of Establishments and Cost of Non-Industrial Services Done by Others by Type for Wholesale and Retail Trade; Repair of Motor Vehicles and Motorcycles Establishments by Region and Industry Group: Philippines, 2018*(Values are in thousand PhP, except for number of establishments. Details may not add-up to total due to rounding and/or statistical disclosure control.)**Continued*

2009 PSIC Code	Region / Industry Description	Non-Industrial Services Done by Others		
		Marketing and Distribution Expense	Janitorial, Security and Messengerial Service Expense	Other Non-Industrial Services
		(11)	(12)	(13)
	Philippines	50,693,107	30,221,201	112,277,952
G451	Sale of motor vehicles	3,473,192	1,102,508	4,661,099
G452	Maintenance and repair of motor vehicles	60,588	80,137	1,061,618
G453	Sale of motor vehicle parts and accessories	588,028	516,211	1,833,232
G454	Sale, maintenance and repair of motorcycles and related parts and accessories	460,231	1,085,387	1,551,002
G461	Wholesale on a fee or contract basis	391,747	380,140	4,395,667
G462	Wholesale of agricultural raw materials and live animals	183,791	71,714	529,445
G463	Wholesale of food, beverages and tobacco	5,585,686	2,469,539	11,677,262
G464	Wholesale of household goods	17,441,880	1,997,104	19,839,275
G465	Wholesale of machinery, equipment and supplies	1,358,801	497,156	7,877,878
G466	Other specialized wholesale	2,218,200	980,833	7,894,941
G469	Non-specialized wholesale trade	11,066	45,559	340,670
G471	Retail sale in non-specialized stores	6,691,915	11,929,588	17,578,859
G472	Retail sale of food, beverages and tobacco in specialized stores	570,366	350,015	1,260,739
G473	Retail sale of automotive fuel in specialized stores	295,377	643,213	2,609,018
G474	Retail sale of information and communications equipment in specialized stores	484,748	410,023	3,125,064
G475	Retail sale of other household equipment in specialized stores	2,609,182	3,443,117	9,003,557
G476	Retail sale of cultural and recreation goods in specialized stores	268,913	93,383	945,796
G477	Retail sale of other goods in specialized stores	7,707,390	4,073,607	15,846,074
G479	Retail trade not in stores, stalls or markets	292,005	51,967	246,755
	National Capital Region	34,733,216	11,947,029	68,342,222
G451	Sale of motor vehicles	2,438,578	565,628	3,098,244
G452	Maintenance and repair of motor vehicles	32,372	33,891	763,443
G453	Sale of motor vehicle parts and accessories	504,480	118,171	780,120

Table 5.3 Number of Establishments and Cost of Non-Industrial Services Done by Others by Type for Wholesale and Retail Trade; Repair of Motor Vehicles and Motorcycles Establishments by Region and Industry Group: Philippines, 2018*(Values are in thousand PhP, except for number of establishments. Details may not add-up to total due to rounding and/or statistical disclosure control.)**Continued*

2009 PSIC Code	Region / Industry Description	Non-Industrial Services Done by Others		
		Marketing and Distribution Expense	Janitorial, Security and Messengerial Service Expense	Other Non-Industrial Services
		(11)	(12)	(13)
G454	Sale, maintenance and repair of motorcycles and related parts and accessories	168,407	54,332	128,906
G461	Wholesale on a fee or contract basis	149,831	89,558	3,237,721
G462	Wholesale of agricultural raw materials and live animals	136,327	22,167	162,264
G463	Wholesale of food, beverages and tobacco	3,065,242	753,611	8,107,193
G464	Wholesale of household goods	16,473,085	1,326,414	17,414,510
G465	Wholesale of machinery, equipment and supplies	966,378	323,797	5,834,004
G466	Other specialized wholesale	1,202,201	559,416	5,155,628
G469	Non-specialized wholesale trade	4,197	4,115	265,648
G471	Retail sale in non-specialized stores	1,812,441	4,253,617	5,549,849
G472	Retail sale of food, beverages and tobacco in specialized stores	133,759	75,385	184,454
G473	Retail sale of automotive fuel in specialized stores	110,223	265,210	914,009
G474	Retail sale of information and communications equipment in specialized stores	346,523	278,515	2,412,042
G475	Retail sale of other household equipment in specialized stores	991,159	1,450,704	4,372,447
G476	Retail sale of cultural and recreation goods in specialized stores	97,983	51,752	572,953
G477	Retail sale of other goods in specialized stores	5,818,355	1,670,611	9,172,744
G479	Retail trade not in stores, stalls or markets	281,675	50,136	216,043
	Cordillera Administrative Region	119,028	198,382	851,361
G451	Sale of motor vehicles	7,636	3,189	12,341
G452	Maintenance and repair of motor vehicles	-	2,750	6,169
G453	Sale of motor vehicle parts and accessories	-	835	7,423
G454	Sale, maintenance and repair of motorcycles and related parts and accessories	2,569	8,302	10,772
G461	Wholesale on a fee or contract basis	10,760	15,051	49,921
G462	Wholesale of agricultural raw materials and live animals	288	302	880

Table 5.3 Number of Establishments and Cost of Non-Industrial Services Done by Others by Type for Wholesale and Retail Trade; Repair of Motor Vehicles and Motorcycles Establishments by Region and Industry Group: Philippines, 2018

(Values are in thousand PhP, except for number of establishments. Details may not add-up to total due to rounding and/or statistical disclosure control.)

Continued

2009 PSIC Code	Region / Industry Description	Non-Industrial Services Done by Others		
		Marketing and Distribution Expense	Janitorial, Security and Messengerial Service Expense	Other Non-Industrial Services
		(11)	(12)	(13)
G463	Wholesale of food, beverages and tobacco	19,765	9,911	31,103
G464	Wholesale of household goods	17,254	4,411	87,767
G465	Wholesale of machinery, equipment and supplies	659	-	46
G466	Other specialized wholesale	1,631	990	11,831
G471	Retail sale in non-specialized stores	22,526	65,008	335,321
G472	Retail sale of food, beverages and tobacco in specialized stores	303	74	20,578
G473	Retail sale of automotive fuel in specialized stores	5,434	9,595	46,201
G474	Retail sale of information and communications equipment in specialized stores	997	12,430	26,277
G475	Retail sale of other household equipment in specialized stores	21,152	36,185	41,866
G476	Retail sale of cultural and recreation goods in specialized stores	206	180	4,992
G477	Retail sale of other goods in specialized stores	7,833	29,153	157,550
G479	Retail trade not in stores, stalls or markets	15	17	325
	I - Ilocos Region	872,834	789,120	2,478,763
G451	Sale of motor vehicles	11,602	9,916	33,746
G452	Maintenance and repair of motor vehicles	349	2,981	1,618
G453	Sale of motor vehicle parts and accessories	2,145	922	71,043
G454	Sale, maintenance and repair of motorcycles and related parts and accessories	4,265	15,248	190,379
G462	Wholesale of agricultural raw materials and live animals	9	1,835	2,053
G463	Wholesale of food, beverages and tobacco	26,782	20,163	182,239
G464	Wholesale of household goods	50,249	41,763	87,651
G465	Wholesale of machinery, equipment and supplies	5,519	408	31,572
G466	Other specialized wholesale	7,977	3,323	49,442
G469	Non-specialized wholesale trade	10	34	5,539
G471	Retail sale in non-specialized stores	411,911	488,047	855,474

Table 5.3 Number of Establishments and Cost of Non-Industrial Services Done by Others by Type for Wholesale and Retail Trade; Repair of Motor Vehicles and Motorcycles Establishments by Region and Industry Group: Philippines, 2018*(Values are in thousand PhP, except for number of establishments. Details may not add-up to total due to rounding and/or statistical disclosure control.)**Continued*

2009 PSIC Code	Region / Industry Description	Non-Industrial Services Done by Others		
		Marketing and Distribution Expense	Janitorial, Security and Messengerial Service Expense	Other Non-Industrial Services
		(11)	(12)	(13)
G472	Retail sale of food, beverages and tobacco in specialized stores	35,370	25,010	232,720
G473	Retail sale of automotive fuel in specialized stores	2,260	6,653	92,783
G474	Retail sale of information and communications equipment in specialized stores	8,553	2,982	37,340
G475	Retail sale of other household equipment in specialized stores	54,197	98,715	105,753
G476	Retail sale of cultural and recreation goods in specialized stores	2,524	6,781	30,727
G477	Retail sale of other goods in specialized stores	249,112	64,338	467,855
G479	Retail trade not in stores, stalls or markets	-	-	830
	II - Cagayan Valley	284,994	371,055	1,082,986
G451	Sale of motor vehicles	15,185	7,105	34,320
G452	Maintenance and repair of motor vehicles	2,913	39	34,337
G453	Sale of motor vehicle parts and accessories	416	5,471	24,046
G454	Sale, maintenance and repair of motorcycles and related parts and accessories	3,757	13,403	231,576
G462	Wholesale of agricultural raw materials and live animals	1,374	8,933	27,727
G463	Wholesale of food, beverages and tobacco	32,418	24,318	55,875
G464	Wholesale of household goods	67,260	44,508	209,323
G465	Wholesale of machinery, equipment and supplies	8,776	3,588	37,533
G466	Other specialized wholesale	1,940	1,292	2,064
G471	Retail sale in non-specialized stores	44,234	144,629	103,864
G472	Retail sale of food, beverages and tobacco in specialized stores	1,403	12,686	11,079
G473	Retail sale of automotive fuel in specialized stores	1,235	5,152	13,365
G474	Retail sale of information and communications equipment in specialized stores	13,489	2,319	33,352
G475	Retail sale of other household equipment in specialized stores	38,260	58,867	96,090

Table 5.3 Number of Establishments and Cost of Non-Industrial Services Done by Others by Type for Wholesale and Retail Trade; Repair of Motor Vehicles and Motorcycles Establishments by Region and Industry Group: Philippines, 2018

(Values are in thousand PhP, except for number of establishments. Details may not add-up to total due to rounding and/or statistical disclosure control.)

Continued

2009 PSIC Code	Region / Industry Description	Non-Industrial Services Done by Others		
		Marketing and Distribution Expense	Janitorial, Security and Messengerial Service Expense	Other Non-Industrial Services
		(11)	(12)	(13)
G476	Retail sale of cultural and recreation goods in specialized stores	1,071	1,041	6,907
G477	Retail sale of other goods in specialized stores	51,262	37,703	161,530
G479	Retail trade not in stores, stalls or markets	-	-	-
	III - Central Luzon	2,235,867	2,598,997	4,509,961
G451	Sale of motor vehicles	234,432	88,297	134,029
G452	Maintenance and repair of motor vehicles	2,881	4,770	34,358
G453	Sale of motor vehicle parts and accessories	5,998	6,852	38,552
G454	Sale, maintenance and repair of motorcycles and related parts and accessories	25,609	2,212	26,894
G461	Wholesale on a fee or contract basis	162	-	720
G462	Wholesale of agricultural raw materials and live animals	595	5,492	24,198
G463	Wholesale of food, beverages and tobacco	318,986	52,306	338,326
G464	Wholesale of household goods	162,320	52,749	532,127
G465	Wholesale of machinery, equipment and supplies	5,165	2,929	33,729
G466	Other specialized wholesale	57,527	27,255	116,538
G469	Non-specialized wholesale trade	20	-	641
G471	Retail sale in non-specialized stores	794,901	1,564,941	1,750,555
G472	Retail sale of food, beverages and tobacco in specialized stores	4,529	3,208	17,441
G473	Retail sale of automotive fuel in specialized stores	5,933	84,797	91,411
G474	Retail sale of information and communications equipment in specialized stores	413	2,092	30,116
G475	Retail sale of other household equipment in specialized stores	273,726	449,855	846,867
G476	Retail sale of cultural and recreation goods in specialized stores	2,834	2,391	13,240
G477	Retail sale of other goods in specialized stores	339,836	248,850	480,102
G479	Retail trade not in stores, stalls or markets	-	-	117

Table 5.3 Number of Establishments and Cost of Non-Industrial Services Done by Others by Type for Wholesale and Retail Trade; Repair of Motor Vehicles and Motorcycles Establishments by Region and Industry Group: Philippines, 2018*(Values are in thousand PhP, except for number of establishments. Details may not add-up to total due to rounding and/or statistical disclosure control.)**Continued*

Continued

2009 PSIC Code	Region / Industry Description	Non-Industrial Services Done by Others		
		Marketing and Distribution Expense	Janitorial, Security and Messengerial Service Expense	Other Non-Industrial Services
		(11)	(12)	(13)
	IVA - CALABARZON	3,160,326	6,494,285	11,265,328
G451	Sale of motor vehicles	247,869	93,559	651,150
G452	Maintenance and repair of motor vehicles	9,217	20,087	95,593
G453	Sale of motor vehicle parts and accessories	29,176	41,771	147,690
G454	Sale, maintenance and repair of motorcycles and related parts and accessories	65,076	697,924	255,888
G461	Wholesale on a fee or contract basis	46,572	6,813	205,319
G462	Wholesale of agricultural raw materials and live animals	532	4,507	37,357
G463	Wholesale of food, beverages and tobacco	121,960	1,008,077	257,665
G464	Wholesale of household goods	141,579	164,822	396,514
G465	Wholesale of machinery, equipment and supplies	45,200	57,020	776,534
G466	Other specialized wholesale	171,142	97,001	379,568
G469	Non-specialized wholesale trade	-	-	20,618
G471	Retail sale in non-specialized stores	1,535,528	2,693,543	5,233,130
G472	Retail sale of food, beverages and tobacco in specialized stores	826	7,390	21,552
G473	Retail sale of automotive fuel in specialized stores	31,238	102,565	488,476
G474	Retail sale of information and communications equipment in specialized stores	3,873	19,505	51,185
G475	Retail sale of other household equipment in specialized stores	340,084	561,065	1,173,670
G476	Retail sale of cultural and recreation goods in specialized stores	31,382	1,254	80,163
G477	Retail sale of other goods in specialized stores	339,036	917,159	987,961
G479	Retail trade not in stores, stalls or markets	37	224	5,294
	MIMAROPA	239,712	306,174	663,002
G451	Sale of motor vehicles	17,336	1,712	3,532
G452	Maintenance and repair of motor vehicles	46	-	3,057
G453	Sale of motor vehicle parts and accessories	-	-	3,083

Table 5.3 Number of Establishments and Cost of Non-Industrial Services Done by Others by Type for Wholesale and Retail Trade; Repair of Motor Vehicles and Motorcycles Establishments by Region and Industry Group: Philippines, 2018

(Values are in thousand PhP, except for number of establishments. Details may not add-up to total due to rounding and/or statistical disclosure control.)

Continued

2009 PSIC Code	Region / Industry Description	Non-Industrial Services Done by Others		
		Marketing and Distribution Expense	Janitorial, Security and Messengerial Service Expense	Other Non-Industrial Services
		(11)	(12)	(13)
G454	Sale, maintenance and repair of motorcycles and related parts and accessories	17,265	9,310	71,787
G461	Wholesale on a fee or contract basis	S	S	S
G462	Wholesale of agricultural raw materials and live animals	2,735	1,341	19,373
G463	Wholesale of food, beverages and tobacco	18,932	26,221	65,761
G464	Wholesale of household goods	95	3,776	10,517
G465	Wholesale of machinery, equipment and supplies	3,238	117	6,932
G466	Other specialized wholesale	1,301	216	61,973
G471	Retail sale in non-specialized stores	34,867	67,100	30,297
G472	Retail sale of food, beverages and tobacco in specialized stores	120	22	8,835
G473	Retail sale of automotive fuel in specialized stores	14,079	9,856	57,725
G474	Retail sale of information and communications equipment in specialized stores	516	-	1,478
G475	Retail sale of other household equipment in specialized stores	44,716	28,117	57,754
G476	Retail sale of cultural and recreation goods in specialized stores	1,690	-	6,708
G477	Retail sale of other goods in specialized stores	82,778	158,385	245,915
G479	Retail trade not in stores, stalls or markets	S	S	S
	V - Bicol Region	265,200	283,593	1,033,105
G451	Sale of motor vehicles	7,355	7,219	28,983
G452	Maintenance and repair of motor vehicles	9,640	1,823	11,990
G453	Sale of motor vehicle parts and accessories	4,452	4,509	5,682
G454	Sale, maintenance and repair of motorcycles and related parts and accessories	6,403	88	63,188
G461	Wholesale on a fee or contract basis	650	6,504	8,204
G462	Wholesale of agricultural raw materials and live animals	4,444	10,368	23,763
G463	Wholesale of food, beverages and tobacco	32,093	44,373	167,163

Table 5.3 Number of Establishments and Cost of Non-Industrial Services Done by Others by Type for Wholesale and Retail Trade; Repair of Motor Vehicles and Motorcycles Establishments by Region and Industry Group: Philippines, 2018*(Values are in thousand PhP, except for number of establishments. Details may not add-up to total due to rounding and/or statistical disclosure control.)**Continued*

2009 PSIC Code	Region / Industry Description	Non-Industrial Services Done by Others		
		Marketing and Distribution Expense	Janitorial, Security and Messengerial Service Expense	Other Non-Industrial Services
		(11)	(12)	(13)
G464	Wholesale of household goods	29,296	9,551	135,427
G465	Wholesale of machinery, equipment and supplies	2,630	2,900	25,570
G466	Other specialized wholesale	2,396	2,586	36,031
G471	Retail sale in non-specialized stores	45,108	122,588	248,706
G472	Retail sale of food, beverages and tobacco in specialized stores	44,597	27	2,849
G473	Retail sale of automotive fuel in specialized stores	9,015	8,387	19,402
G474	Retail sale of information and communications equipment in specialized stores	2,827	498	3,921
G475	Retail sale of other household equipment in specialized stores	36,117	42,550	135,356
G476	Retail sale of cultural and recreation goods in specialized stores	652	3,994	15,856
G477	Retail sale of other goods in specialized stores	27,523	15,630	101,005
G479	Retail trade not in stores, stalls or markets	-	-	7
	VI - Western Visayas	1,066,577	1,297,923	2,669,066
G451	Sale of motor vehicles	104,153	87,295	167,056
G452	Maintenance and repair of motor vehicles	321	1,393	38,069
G453	Sale of motor vehicle parts and accessories	4,141	221,915	150,091
G454	Sale, maintenance and repair of motorcycles and related parts and accessories	6,049	38,497	63,482
G461	Wholesale on a fee or contract basis	868	2,784	9,797
G462	Wholesale of agricultural raw materials and live animals	37	421	5,537
G463	Wholesale of food, beverages and tobacco	84,328	27,715	521,583
G464	Wholesale of household goods	68,428	91,615	125,493
G465	Wholesale of machinery, equipment and supplies	2,576	2,081	13,243
G466	Other specialized wholesale	199,992	53,538	182,936
G471	Retail sale in non-specialized stores	325,843	467,175	419,081
G472	Retail sale of food, beverages and tobacco in specialized stores	40,142	22,451	143,947

Table 5.3 Number of Establishments and Cost of Non-Industrial Services Done by Others by Type for Wholesale and Retail Trade; Repair of Motor Vehicles and Motorcycles Establishments by Region and Industry Group: Philippines, 2018

(Values are in thousand PhP, except for number of establishments. Details may not add-up to total due to rounding and/or statistical disclosure control.)

Continued

2009 PSIC Code	Region / Industry Description	Non-Industrial Services Done by Others		
		Marketing and Distribution Expense	Janitorial, Security and Messengerial Service Expense	Other Non-Industrial Services
		(11)	(12)	(13)
G473	Retail sale of automotive fuel in specialized stores	6,884	19,348	136,779
G474	Retail sale of information and communications equipment in specialized stores	22,063	5,624	30,063
G475	Retail sale of other household equipment in specialized stores	106,512	101,697	129,181
G476	Retail sale of cultural and recreation goods in specialized stores	4,056	1,115	28,001
G477	Retail sale of other goods in specialized stores	90,173	153,175	504,692
G479	Retail trade not in stores, stalls or markets	11	86	35
	VII - Central Visayas	3,259,244	1,884,693	5,425,058
G451	Sale of motor vehicles	243,004	75,634	117,273
G452	Maintenance and repair of motor vehicles	2,263	4,893	41,132
G453	Sale of motor vehicle parts and accessories	17,897	22,904	151,377
G454	Sale, maintenance and repair of motorcycles and related parts and accessories	33,164	90,636	110,407
G461	Wholesale on a fee or contract basis	27,755	2,330	3,801
G462	Wholesale of agricultural raw materials and live animals	14,685	2,679	7,397
G463	Wholesale of food, beverages and tobacco	1,588,186	304,449	1,083,943
G464	Wholesale of household goods	94,938	140,029	359,015
G465	Wholesale of machinery, equipment and supplies	20,383	8,642	459,670
G466	Other specialized wholesale	26,614	18,349	247,100
G469	Non-specialized wholesale trade	494	31,645	1,174
G471	Retail sale in non-specialized stores	291,793	524,945	594,331
G472	Retail sale of food, beverages and tobacco in specialized stores	18,636	18,417	120,349
G473	Retail sale of automotive fuel in specialized stores	5,644	20,134	77,742
G474	Retail sale of information and communications equipment in specialized stores	28,828	48,187	60,663
G475	Retail sale of other household equipment in specialized stores	411,624	251,546	1,026,870

Table 5.3 Number of Establishments and Cost of Non-Industrial Services Done by Others by Type for Wholesale and Retail Trade; Repair of Motor Vehicles and Motorcycles Establishments by Region and Industry Group: Philippines, 2018*(Values are in thousand PhP, except for number of establishments. Details may not add-up to total due to rounding and/or statistical disclosure control.)**Continued*

2009 PSIC Code	Region / Industry Description	Non-Industrial Services Done by Others		
		Marketing and Distribution Expense	Janitorial, Security and Messengerial Service Expense	Other Non-Industrial Services
		(11)	(12)	(13)
G476	Retail sale of cultural and recreation goods in specialized stores	62,804	1,904	66,442
G477	Retail sale of other goods in specialized stores	366,786	316,333	879,805
G479	Retail trade not in stores, stalls or markets	3,744	1,039	16,568
	VIII - Eastern Visayas	403,787	449,833	1,506,535
G451	Sale of motor vehicles	57,143	30,436	70,305
G452	Maintenance and repair of motor vehicles	152	933	5,392
G453	Sale of motor vehicle parts and accessories	9,969	3,028	8,739
G454	Sale, maintenance and repair of motorcycles and related parts and accessories	3,450	9,826	14,298
G461	Wholesale on a fee or contract basis	-	-	174
G462	Wholesale of agricultural raw materials and live animals	272	525	44,324
G463	Wholesale of food, beverages and tobacco	73,571	24,251	118,853
G464	Wholesale of household goods	5,610	6,734	63,450
G465	Wholesale of machinery, equipment and supplies	51,694	1,148	326,212
G466	Other specialized wholesale	1,940	65,606	139,269
G471	Retail sale in non-specialized stores	55,071	115,961	116,224
G472	Retail sale of food, beverages and tobacco in specialized stores	5,041	141	4,189
G473	Retail sale of automotive fuel in specialized stores	16,143	2,178	418,456
G474	Retail sale of information and communications equipment in specialized stores	48	11,762	2,169
G475	Retail sale of other household equipment in specialized stores	88,226	122,528	124,756
G476	Retail sale of cultural and recreation goods in specialized stores	9,897	4,683	11,786
G477	Retail sale of other goods in specialized stores	25,560	50,093	37,938

Table 5.3 Number of Establishments and Cost of Non-Industrial Services Done by Others by Type for Wholesale and Retail Trade; Repair of Motor Vehicles and Motorcycles Establishments by Region and Industry Group: Philippines, 2018

(Values are in thousand PhP, except for number of establishments. Details may not add-up to total due to rounding and/or statistical disclosure control.)

Continued

Continued

2009 PSIC Code	Region / Industry Description	Non-Industrial Services Done by Others		
		Marketing and Distribution Expense	Janitorial, Security and Messengerial Service Expense	Other Non-Industrial Services
		(11)	(12)	(13)
IX - Zamboanga Peninsula		231,369	264,622	606,265
G451	Sale of motor vehicles	1,162	9,994	2,247
G452	Maintenance and repair of motor vehicles	-	573	1,858
G453	Sale of motor vehicle parts and accessories	79	261	3,604
G454	Sale, maintenance and repair of motorcycles and related parts and accessories	53,150	35,470	61,512
G461	Wholesale on a fee or contract basis	17	595	1,442
G462	Wholesale of agricultural raw materials and live animals	-	493	6,210
G463	Wholesale of food, beverages and tobacco	9,348	18,846	99,823
G464	Wholesale of household goods	13,491	7,123	65,269
G465	Wholesale of machinery, equipment and supplies	6	113	2,264
G466	Other specialized wholesale	296	984	6,890
G471	Retail sale in non-specialized stores	13,394	88,838	29,875
G472	Retail sale of food, beverages and tobacco in specialized stores	115,939	67,074	172,790
G473	Retail sale of automotive fuel in specialized stores	11	1,763	8,674
G474	Retail sale of information and communications equipment in specialized stores	721	-	4,274
G475	Retail sale of other household equipment in specialized stores	16,054	10,648	55,256
G476	Retail sale of cultural and recreation goods in specialized stores	18	533	3,525
G477	Retail sale of other goods in specialized stores	7,685	21,315	80,643
G479	Retail trade not in stores, stalls or markets	-	-	108
X - Northern Mindanao		1,110,172	986,213	5,662,581
G451	Sale of motor vehicles	38,835	44,628	159,794
G452	Maintenance and repair of motor vehicles	249	3,812	2,504
G453	Sale of motor vehicle parts and accessories	1,746	60,346	353,061

Table 5.3 Number of Establishments and Cost of Non-Industrial Services Done by Others by Type for Wholesale and Retail Trade; Repair of Motor Vehicles and Motorcycles Establishments by Region and Industry Group: Philippines, 2018*(Values are in thousand PhP, except for number of establishments. Details may not add-up to total due to rounding and/or statistical disclosure control.)**Continued*

2009 PSIC Code	Region / Industry Description	Non-Industrial Services Done by Others		
		Marketing and Distribution Expense	Janitorial, Security and Messengerial Service Expense	Other Non-Industrial Services
		(11)	(12)	(13)
G454	Sale, maintenance and repair of motorcycles and related parts and accessories	23,974	10,305	103,326
G461	Wholesale on a fee or contract basis	12,696	4,232	92,397
G462	Wholesale of agricultural raw materials and live animals	651	201	52,139
G463	Wholesale of food, beverages and tobacco	79,324	36,811	97,849
G464	Wholesale of household goods	35,433	22,049	139,927
G465	Wholesale of machinery, equipment and supplies	54,589	3,012	37,379
G466	Other specialized wholesale	158,788	61,101	1,142,676
G469	Non-specialized wholesale trade	6,344	8,558	46,989
G471	Retail sale in non-specialized stores	469,657	455,418	826,614
G472	Retail sale of food, beverages and tobacco in specialized stores	36,774	21,343	86,035
G473	Retail sale of automotive fuel in specialized stores	16,018	57,304	140,530
G474	Retail sale of information and communications equipment in specialized stores	46,694	675	258,998
G475	Retail sale of other household equipment in specialized stores	35,944	86,080	498,045
G476	Retail sale of cultural and recreation goods in specialized stores	4,007	2,049	18,111
G477	Retail sale of other goods in specialized stores	88,449	108,288	1,606,096
G479	Retail trade not in stores, stalls or markets	-	-	112
	XI - Davao Region	2,167,810	1,632,804	4,006,645
G451	Sale of motor vehicles	21,662	57,104	79,603
G452	Maintenance and repair of motor vehicles	122	1,818	8,676
G453	Sale of motor vehicle parts and accessories	4,668	19,451	65,660
G454	Sale, maintenance and repair of motorcycles and related parts and accessories	20,519	31,676	104,019
G461	Wholesale on a fee or contract basis	141,046	249,318	688,410
G462	Wholesale of agricultural raw materials and live animals	36	3,329	13,265
G463	Wholesale of food, beverages and tobacco	89,647	61,535	382,023

Table 5.3 Number of Establishments and Cost of Non-Industrial Services Done by Others by Type for Wholesale and Retail Trade; Repair of Motor Vehicles and Motorcycles Establishments by Region and Industry Group: Philippines, 2018

(Values are in thousand PhP, except for number of establishments. Details may not add-up to total due to rounding and/or statistical disclosure control.)

Continued

2009 PSIC Code	Region / Industry Description	Non-Industrial Services Done by Others		
		Marketing and Distribution Expense	Janitorial, Security and Messengerial Service Expense	Other Non-Industrial Services
		(11)	(12)	(13)
G464	Wholesale of household goods	272,180	66,048	179,142
G465	Wholesale of machinery, equipment and supplies	166,788	87,445	272,602
G466	Other specialized wholesale	379,624	84,238	257,132
G469	Non-specialized wholesale trade	-	1,208	62
G471	Retail sale in non-specialized stores	744,804	701,505	1,337,537
G472	Retail sale of food, beverages and tobacco in specialized stores	20	633	19,346
G473	Retail sale of automotive fuel in specialized stores	64,208	17,391	32,920
G474	Retail sale of information and communications equipment in specialized stores	3,613	10,566	26,065
G475	Retail sale of other household equipment in specialized stores	105,596	83,329	215,148
G476	Retail sale of cultural and recreation goods in specialized stores	34,653	7,300	23,268
G477	Retail sale of other goods in specialized stores	112,101	148,447	295,778
G479	Retail trade not in stores, stalls or markets	6,524	464	5,988
	XII - SOCCSKSARGEN	394,169	439,894	1,367,899
G451	Sale of motor vehicles	14,417	17,299	57,707
G452	Maintenance and repair of motor vehicles	65	135	4,369
G453	Sale of motor vehicle parts and accessories	2,862	2,560	21,378
G454	Sale, maintenance and repair of motorcycles and related parts and accessories	15,275	8,113	24,413
G461	Wholesale on a fee or contract basis	928	740	88,851
G462	Wholesale of agricultural raw materials and live animals	18,106	6,071	54,524
G463	Wholesale of food, beverages and tobacco	14,396	34,490	95,043
G464	Wholesale of household goods	3,176	12,158	26,838
G465	Wholesale of machinery, equipment and supplies	8,440	-	14,802
G466	Other specialized wholesale	3,426	4,268	63,842
G471	Retail sale in non-specialized stores	84,948	127,111	100,063

Table 5.3 Number of Establishments and Cost of Non-Industrial Services Done by Others by Type for Wholesale and Retail Trade; Repair of Motor Vehicles and Motorcycles Establishments by Region and Industry Group: Philippines, 2018*(Values are in thousand PhP, except for number of establishments. Details may not add-up to total due to rounding and/or statistical disclosure control.)**Continued*

2009 PSIC Code	Region / Industry Description	Non-Industrial Services Done by Others		
		Marketing and Distribution Expense	Janitorial, Security and Messengerial Service Expense	Other Non-Industrial Services
		(11)	(12)	(13)
G472	Retail sale of food, beverages and tobacco in specialized stores	118,338	69,454	193,172
G473	Retail sale of automotive fuel in specialized stores	6,071	23,587	40,809
G474	Retail sale of information and communications equipment in specialized stores	374	14,867	21,761
G475	Retail sale of other household equipment in specialized stores	44,538	39,815	103,468
G476	Retail sale of cultural and recreation goods in specialized stores	14,656	8,310	60,051
G477	Retail sale of other goods in specialized stores	44,155	70,917	395,928
G479	Retail trade not in stores, stalls or markets	-	-	877
	XIII - Caraga	148,115	271,676	781,235
G451	Sale of motor vehicles	12,822	3,495	10,770
G452	Maintenance and repair of motor vehicles	-	240	9,053
G453	Sale of motor vehicle parts and accessories	-	7,215	1,611
G454	Sale, maintenance and repair of motorcycles and related parts and accessories	11,300	60,046	90,155
G461	Wholesale on a fee or contract basis	S	S	S
G462	Wholesale of agricultural raw materials and live animals	3,665	2,212	48,434
G463	Wholesale of food, beverages and tobacco	10,604	20,193	67,370
G464	Wholesale of household goods	7,267	3,224	6,239
G465	Wholesale of machinery, equipment and supplies	16,758	3,373	5,670
G466	Other specialized wholesale	1,406	125	41,993
G471	Retail sale in non-specialized stores	4,881	49,067	47,936
G472	Retail sale of food, beverages and tobacco in specialized stores	14,455	26,701	19,650
G473	Retail sale of automotive fuel in specialized stores	981	9,293	26,729
G474	Retail sale of information and communications equipment in specialized stores	5,216	-	124,691
G475	Retail sale of other household equipment in specialized stores	1,272	21,295	21,027

Table 5.3 Number of Establishments and Cost of Non-Industrial Services Done by Others by Type for Wholesale and Retail Trade; Repair of Motor Vehicles and Motorcycles Establishments by Region and Industry Group: Philippines, 2018

(Values are in thousand PhP, except for number of establishments. Details may not add-up to total due to rounding and/or statistical disclosure control.)

2009 PSIC Code	Region / Industry Description	Non-Industrial Services Done by Others		
		Marketing and Distribution Expense	Janitorial, Security and Messengerial Service Expense	Other Non-Industrial Services
		(11)	(12)	(13)
G476	Retail sale of cultural and recreation goods in specialized stores	478	95	2,809
G477	Retail sale of other goods in specialized stores	56,546	62,887	256,011
G479	Retail trade not in stores, stalls or markets	S	S	S
	Autonomous Region in Muslim Mindanao	687	4,909	25,940
G451	Sale of motor vehicles	-	-	-
G453	Sale of motor vehicle parts and accessories	-	-	70
G454	Sale, maintenance and repair of motorcycles and related parts and accessories	-	-	-
G462	Wholesale of agricultural raw materials and live animals	35	838	-
G463	Wholesale of food, beverages and tobacco	103	2,271	5,450
G464	Wholesale of household goods	220	132	66
G465	Wholesale of machinery, equipment and supplies	-	583	117
G466	Other specialized wholesale	-	545	28
G471	Retail sale in non-specialized stores	11	97	-
G472	Retail sale of food, beverages and tobacco in specialized stores	112	-	1,753
G473	Retail sale of automotive fuel in specialized stores	-	-	3,006
G474	Retail sale of information and communications equipment in specialized stores	-	-	672
G475	Retail sale of other household equipment in specialized stores	8	120	-
G476	Retail sale of cultural and recreation goods in specialized stores	-	-	256
G477	Retail sale of other goods in specialized stores	199	324	14,523
G479	Retail trade not in stores, stalls or markets	-	-	-

Note: “-” – Zero Value

S – Suppressed Data

Source: Philippine Statistics Authority, 2018 Census of Philippine Business and Industry

Table 5.4 Number of Establishments and Taxes on Products and Other Taxes on Production by Type for Wholesale and Retail Trade; Repair of Motor Vehicles and Motorcycles Establishments by Region and Industry Group: Philippines, 2018*(Values are in thousand PhP, except for number of establishments. Details may not add-up to total due to rounding and/or statistical disclosure control.)*

2009 PSIC Code	Region / Industry Description	Number of Establishments	Taxes on Products and Other Taxes on Production		
			Total	Taxes on Products	Other Taxes on Production
		(1)	(2)	(3)	(4)
	Philippines	137,674	78,248,676	25,716,382	52,532,294
G451	Sale of motor vehicles	1,595	4,761,886	632,585	4,129,302
G452	Maintenance and repair of motor vehicles	2,991	346,676	55,844	290,832
G453	Sale of motor vehicle parts and accessories	4,837	1,639,578	635,364	1,004,213
G454	Sale, maintenance and repair of motorcycles and related parts and accessories	8,501	3,528,911	893,881	2,635,031
G461	Wholesale on a fee or contract basis	518	738,835	271,716	467,118
G462	Wholesale of agricultural raw materials and live animals	2,430	978,261	504,120	474,141
G463	Wholesale of food, beverages and tobacco	3,508	9,163,281	4,169,276	4,994,005
G464	Wholesale of household goods	6,370	5,698,003	2,649,688	3,048,315
G465	Wholesale of machinery, equipment and supplies	2,810	9,972,407	7,736,717	2,235,690
G466	Other specialized wholesale	4,173	9,428,028	2,925,481	6,502,546
G469	Non-specialized wholesale trade	93	200,379	3,954	196,425
G471	Retail sale in non-specialized stores	13,478	10,907,005	1,118,832	9,788,173
G472	Retail sale of food, beverages and tobacco in specialized stores	11,793	1,500,645	260,257	1,240,388
G473	Retail sale of automotive fuel in specialized stores	7,074	2,429,188	1,188,251	1,240,937
G474	Retail sale of information and communications equipment in specialized stores	6,782	1,444,325	317,263	1,127,063
G475	Retail sale of other household equipment in specialized stores	17,389	4,778,072	993,330	3,784,742
G476	Retail sale of cultural and recreation goods in specialized stores	3,374	880,096	104,722	775,374
G477	Retail sale of other goods in specialized stores	39,585	9,780,946	1,236,782	8,544,164
G479	Retail trade not in stores, stalls or markets	373	72,153	18,321	53,833
	National Capital Region	21,366	35,164,167	11,591,390	23,572,777
G451	Sale of motor vehicles	279	3,269,741	403,751	2,865,990
G452	Maintenance and repair of motor vehicles	387	101,944	6,310	95,633

Continued

Table 5.4 Number of Establishments and Taxes on Products and Other Taxes on Production by Type for Wholesale and Retail Trade; Repair of Motor Vehicles and Motorcycles Establishments by Region and Industry Group: Philippines, 2018

(Values are in thousand PhP, except for number of establishments. Details may not add-up to total due to rounding and/or statistical disclosure control.)

2009 PSIC Code	Region / Industry Description	Number of Establishments	Taxes on Products and Other Taxes on Production		
			Total	Taxes on Products	Other Taxes on Production
		(1)	(2)	(3)	(4)
G453	Sale of motor vehicle parts and accessories	688	605,163	163,514	441,649
G454	Sale, maintenance and repair of motorcycles and related parts and accessories	556	664,920	392,122	272,798
G461	Wholesale on a fee or contract basis	170	261,352	47,401	213,951
G462	Wholesale of agricultural raw materials and live animals	217	273,733	1,249	272,484
G463	Wholesale of food, beverages and tobacco	563	2,092,408	518,815	1,573,593
G464	Wholesale of household goods	2,144	3,652,809	1,494,987	2,157,822
G465	Wholesale of machinery, equipment and supplies	1,189	6,194,693	4,490,167	1,704,526
G466	Other specialized wholesale	1,043	6,471,084	2,540,312	3,930,772
G469	Non-specialized wholesale trade	28	22,603	3,954	18,649
G471	Retail sale in non-specialized stores	1,344	3,082,731	199,664	2,883,067
G472	Retail sale of food, beverages and tobacco in specialized stores	941	313,861	49,532	264,329
G473	Retail sale of automotive fuel in specialized stores	619	472,038	264,716	207,323
G474	Retail sale of information and communications equipment in specialized stores	770	581,937	174,864	407,073
	Cordillera Administrative Region	4,683	488,895	147,077	341,818
G451	Sale of motor vehicles	37	8,520	6	8,515
G452	Maintenance and repair of motor vehicles	130	9,189	890	8,298
G453	Sale of motor vehicle parts and accessories	188	21,708	2,131	19,577
G454	Sale, maintenance and repair of motorcycles and related parts and accessories	293	21,928	7,968	13,960
G461	Wholesale on a fee or contract basis	12	2,211	838	1,373
G462	Wholesale of agricultural raw materials and live animals	74	2,693	1,389	1,303
G463	Wholesale of food, beverages and tobacco	126	14,507	385	14,123
G464	Wholesale of household goods	144	25,143	15,959	9,184
G465	Wholesale of machinery, equipment and supplies	41	8,083	631	7,453
G466	Other specialized wholesale	97	7,733	1,550	6,183
G471	Retail sale in non-specialized stores	376	55,876	15,859	40,017

Table 5.4 Number of Establishments and Taxes on Products and Other Taxes on Production by Type for Wholesale and Retail Trade; Repair of Motor Vehicles and Motorcycles Establishments by Region and Industry Group: Philippines, 2018*(Values are in thousand PhP, except for number of establishments. Details may not add-up to total due to rounding and/or statistical disclosure control.)*

Continued					
2009 PSIC Code	Region / Industry Description	Number of Establishments	Taxes on Products and Other Taxes on Production		
			Total	Taxes on Products	Other Taxes on Production
		(1)	(2)	(3)	(4)
G472	Retail sale of food, beverages and tobacco in specialized stores	391	5,798	-	5,798
G473	Retail sale of automotive fuel in specialized stores	346	35,029	20,334	14,695
G474	Retail sale of information and communications equipment in specialized stores	312	58,521	10,091	48,429
G475	Retail sale of other household equipment in specialized stores	820	162,853	67,114	95,739
G476	Retail sale of cultural and recreation goods in specialized stores	110	5,761	734	5,027
G477	Retail sale of other goods in specialized stores	1,161	42,553	1,198	41,355
G479	Retail trade not in stores, stalls or markets	24	790	-	790
I - Ilocos Region		5,820	3,400,194	1,439,596	1,960,597
G451	Sale of motor vehicles	72	57,632	18,316	39,316
G452	Maintenance and repair of motor vehicles	159	8,138	1,011	7,127
G453	Sale of motor vehicle parts and accessories	354	18,795	15	18,780
G454	Sale, maintenance and repair of motorcycles and related parts and accessories	285	481,402	354,000	127,402
G462	Wholesale of agricultural raw materials and live animals	91	6,747	1,762	4,985
G463	Wholesale of food, beverages and tobacco	157	1,699,808	882,471	817,337
G464	Wholesale of household goods	273	21,992	5,186	16,807
G465	Wholesale of machinery, equipment and supplies	108	13,102	2,841	10,261
G466	Other specialized wholesale	244	22,032	3,236	18,796
G469	Non-specialized wholesale trade	5	73	-	73
G471	Retail sale in non-specialized stores	793	492,546	27,803	464,742
G472	Retail sale of food, beverages and tobacco in specialized stores	525	99,179	2,005	97,174
G473	Retail sale of automotive fuel in specialized stores	294	21,243	582	20,661
G474	Retail sale of information and communications equipment in specialized stores	350	10,692	1,336	9,356
G475	Retail sale of other household equipment in specialized stores	815	199,986	86,172	113,815

Table 5.4 Number of Establishments and Taxes on Products and Other Taxes on Production by Type for Wholesale and Retail Trade; Repair of Motor Vehicles and Motorcycles Establishments by Region and Industry Group: Philippines, 2018

(Values are in thousand PhP, except for number of establishments. Details may not add-up to total due to rounding and/or statistical disclosure control.)

2009 PSIC Code	Region / Industry Description	Number of Establishments	Taxes on Products and Other Taxes on Production		
			Total	Taxes on Products	Other Taxes on Production
		(1)	(2)	(3)	(4)
G476	Retail sale of cultural and recreation goods in specialized stores	110	14,768	1,292	13,475
G477	Retail sale of other goods in specialized stores	1,173	231,597	51,569	180,028
G479	Retail trade not in stores, stalls or markets	10	463	-	463
II - Cagayan Valley		5,470	1,323,765	813,703	510,062
G451	Sale of motor vehicles	68	14,339	-	14,339
G452	Maintenance and repair of motor vehicles	152	6,403	54	6,348
G453	Sale of motor vehicle parts and accessories	261	32,288	17,248	15,040
G454	Sale, maintenance and repair of motorcycles and related parts and accessories	365	23,727	7,003	16,724
G462	Wholesale of agricultural raw materials and live animals	162	503,552	467,984	35,567
G463	Wholesale of food, beverages and tobacco	87	39,426	20,761	18,665
G464	Wholesale of household goods	305	41,141	12,416	28,724
G465	Wholesale of machinery, equipment and supplies	69	11,444	2,362	9,081
G466	Other specialized wholesale	183	25,239	7,276	17,963
G471	Retail sale in non-specialized stores	337	223,088	150,076	73,013
G472	Retail sale of food, beverages and tobacco in specialized stores	669	41,623	16,444	25,180
G473	Retail sale of automotive fuel in specialized stores	358	39,322	9,659	29,663
G474	Retail sale of information and communications equipment in specialized stores	390	43,825	3,561	40,264
G475	Retail sale of other household equipment in specialized stores	705	157,493	79,039	78,454
G476	Retail sale of cultural and recreation goods in specialized stores	199	24,539	2,714	21,825
G477	Retail sale of other goods in specialized stores	1,151	96,206	17,105	79,101
G479	Retail trade not in stores, stalls or markets	9	110	-	110

Table 5.4 Number of Establishments and Taxes on Products and Other Taxes on Production by Type for Wholesale and Retail Trade; Repair of Motor Vehicles and Motorcycles Establishments by Region and Industry Group: Philippines, 2018*(Values are in thousand PhP, except for number of establishments. Details may not add-up to total due to rounding and/or statistical disclosure control.)*

Continued					
2009 PSIC Code	Region / Industry Description	Number of Establishments	Taxes on Products and Other Taxes on Production		
			Total	Taxes on Products	Other Taxes on Production
		(1)	(2)	(3)	(4)
III - Central Luzon		10,554	3,412,927	647,023	2,765,904
G451	Sale of motor vehicles	176	194,212	46,591	147,621
G452	Maintenance and repair of motor vehicles	233	16,485	905	15,580
G453	Sale of motor vehicle parts and accessories	331	177,090	138,796	38,294
G454	Sale, maintenance and repair of motorcycles and related parts and accessories	502	40,289	679	39,611
G461	Wholesale on a fee or contract basis	15	2,898	-	2,898
G462	Wholesale of agricultural raw materials and live animals	222	14,132	5,388	8,744
G463	Wholesale of food, beverages and tobacco	273	112,691	27,198	85,493
G464	Wholesale of household goods	466	284,831	18,541	266,290
G465	Wholesale of machinery, equipment and supplies	161	22,831	1,970	20,861
G466	Other specialized wholesale	362	197,419	15,606	181,812
G469	Non-specialized wholesale trade	5	512	-	512
G471	Retail sale in non-specialized stores	1,222	1,339,464	163,415	1,176,049
G472	Retail sale of food, beverages and tobacco in specialized stores	650	48,415	15,244	33,171
G473	Retail sale of automotive fuel in specialized stores	671	141,472	89,513	51,959
G474	Retail sale of information and communications equipment in specialized stores	183	49,803	33,367	16,436
G475	Retail sale of other household equipment in specialized stores	1,435	483,319	79,373	403,946
G476	Retail sale of cultural and recreation goods in specialized stores	259	47,407	1,685	45,722
G477	Retail sale of other goods in specialized stores	3,376	238,512	8,751	229,761
G479	Retail trade not in stores, stalls or markets	12	1,145	-	1,145
IVA - CALABARZON		12,537	9,087,908	2,187,949	6,899,960
G451	Sale of motor vehicles	105	290,649	32,172	258,477
G452	Maintenance and repair of motor vehicles	254	72,383	2,349	70,035
G453	Sale of motor vehicle parts and accessories	463	99,716	3,037	96,679

Table 5.4 Number of Establishments and Taxes on Products and Other Taxes on Production by Type for Wholesale and Retail Trade; Repair of Motor Vehicles and Motorcycles Establishments by Region and Industry Group: Philippines, 2018

(Values are in thousand PhP, except for number of establishments. Details may not add-up to total due to rounding and/or statistical disclosure control.)

2009 PSIC Code	Region / Industry Description	Number of Establishments	Taxes on Products and Other Taxes on Production		
			Total	Taxes on Products	Other Taxes on Production
		(1)	(2)	(3)	(4)
G454	Sale, maintenance and repair of motorcycles and related parts and accessories	665	1,305,079	17,114	1,287,965
G461	Wholesale on a fee or contract basis	48	11,189	3,781	7,408
G462	Wholesale of agricultural raw materials and live animals	120	6,969	153	6,816
G463	Wholesale of food, beverages and tobacco	292	963,526	553,615	409,912
G464	Wholesale of household goods	349	738,574	606,330	132,244
G465	Wholesale of machinery, equipment and supplies	154	166,980	54,776	112,204
G466	Other specialized wholesale	356	365,136	222,519	142,617
G469	Non-specialized wholesale trade	9	7,395	-	7,395
G471	Retail sale in non-specialized stores	1,855	2,312,819	155,816	2,157,003
G472	Retail sale of food, beverages and tobacco in specialized stores	1,477	57,177	9,272	47,906
G473	Retail sale of automotive fuel in specialized stores	788	673,772	393,983	279,789
G474	Retail sale of information and communications equipment in specialized stores	341	232,865	2,313	230,552
G475	Retail sale of other household equipment in specialized stores	2,207	606,982	109,175	497,807
G476	Retail sale of cultural and recreation goods in specialized stores	317	84,684	1,452	83,231
G477	Retail sale of other goods in specialized stores	2,698	1,087,295	16,457	1,070,838
G479	Retail trade not in stores, stalls or markets	38	4,718	3,636	1,082
	MIMAROPA	4,931	1,210,945	406,262	804,683
G451	Sale of motor vehicles	16	5,763	-	5,763
G452	Maintenance and repair of motor vehicles	102	3,518	1,218	2,300
G453	Sale of motor vehicle parts and accessories	195	7,892	1,433	6,459
G454	Sale, maintenance and repair of motorcycles and related parts and accessories	609	54,633	8,902	45,732
G461	Wholesale on a fee or contract basis	S	S	S	S
G462	Wholesale of agricultural raw materials and live animals	121	19,502	4,112	15,390
G463	Wholesale of food, beverages and tobacco	123	344,374	198,408	145,966

Table 5.4 Number of Establishments and Taxes on Products and Other Taxes on Production by Type for Wholesale and Retail Trade; Repair of Motor Vehicles and Motorcycles Establishments by Region and Industry Group: Philippines, 2018

(Values are in thousand PhP, except for number of establishments. Details may not add-up to total due to rounding and/or statistical disclosure control.)

2009 PSIC Code	Region / Industry Description	Number of Establishments	Taxes on Products and Other Taxes on Production		
			Total	Taxes on Products	Other Taxes on Production
		(1)	(2)	(3)	(4)
G464	Wholesale of household goods	202	9,007	2,348	6,659
G465	Wholesale of machinery, equipment and supplies	77	6,271	-	6,271
G466	Other specialized wholesale	111	177,044	3,886	173,158
G471	Retail sale in non-specialized stores	422	74,552	25,698	48,854
G472	Retail sale of food, beverages and tobacco in specialized stores	296	178,861	108,408	70,453
G473	Retail sale of automotive fuel in specialized stores	307	27,254	1,622	25,632
G474	Retail sale of information and communications equipment in specialized stores	289	14,704	3,665	11,038
G475	Retail sale of other household equipment in specialized stores	631	85,363	33,641	51,723
G476	Retail sale of cultural and recreation goods in specialized stores	105	16,331	-	16,331
G477	Retail sale of other goods in specialized stores	1,313	182,609	12,920	169,689
G479	Retail trade not in stores, stalls or markets	S	S	S	S
V - Bicol Region		5,944	1,677,878	492,100	1,185,778
G451	Sale of motor vehicles	38	29,388	3,640	25,747
G452	Maintenance and repair of motor vehicles	185	27,749	13,272	14,477
G453	Sale of motor vehicle parts and accessories	195	35,807	27,691	8,115
G454	Sale, maintenance and repair of motorcycles and related parts and accessories	331	16,548	846	15,701
G461	Wholesale on a fee or contract basis	27	15,518	-	15,518
G462	Wholesale of agricultural raw materials and live animals	111	7,020	320	6,700
G463	Wholesale of food, beverages and tobacco	227	617,340	350,654	266,686
G464	Wholesale of household goods	282	43,263	9,170	34,093
G465	Wholesale of machinery, equipment and supplies	139	14,133	105	14,029
G466	Other specialized wholesale	137	129,036	399	128,638
G471	Retail sale in non-specialized stores	481	150,800	23,262	127,538
G472	Retail sale of food, beverages and tobacco in specialized stores	602	30,636	1,582	29,054

Table 5.4 Number of Establishments and Taxes on Products and Other Taxes on Production by Type for Wholesale and Retail Trade; Repair of Motor Vehicles and Motorcycles Establishments by Region and Industry Group: Philippines, 2018

(Values are in thousand PhP, except for number of establishments. Details may not add-up to total due to rounding and/or statistical disclosure control.)

2009 PSIC Code	Region / Industry Description	Number of Establishments	Taxes on Products and Other Taxes on Production		
			Total	Taxes on Products	Other Taxes on Production
		(1)	(2)	(3)	(4)
G473	Retail sale of automotive fuel in specialized stores	333	243,934	1,757	242,177
G474	Retail sale of information and communications equipment in specialized stores	173	10,496	661	9,835
G475	Retail sale of other household equipment in specialized stores	810	161,925	37,419	124,505
G476	Retail sale of cultural and recreation goods in specialized stores	136	26,027	1,058	24,968
G477	Retail sale of other goods in specialized stores	1,719	117,621	20,195	97,426
G479	Retail trade not in stores, stalls or markets	17	639	68	570
VI - Western Visayas		9,405	2,639,373	684,824	1,954,549
G451	Sale of motor vehicles	121	295,942	884	295,058
G452	Maintenance and repair of motor vehicles	193	24,199	8,897	15,302
G453	Sale of motor vehicle parts and accessories	216	182,713	145,253	37,461
G454	Sale, maintenance and repair of motorcycles and related parts and accessories	910	91,579	22,736	68,843
G461	Wholesale on a fee or contract basis	21	2,641	-	2,641
G462	Wholesale of agricultural raw materials and live animals	148	42,287	1,866	40,422
G463	Wholesale of food, beverages and tobacco	227	204,320	22,203	182,117
G464	Wholesale of household goods	350	303,418	234,047	69,371
G465	Wholesale of machinery, equipment and supplies	79	27,049	513	26,537
G466	Other specialized wholesale	207	232,480	55,907	176,573
G471	Retail sale in non-specialized stores	933	392,897	59,399	333,498
G472	Retail sale of food, beverages and tobacco in specialized stores	671	90,039	1,294	88,745
G473	Retail sale of automotive fuel in specialized stores	426	101,951	33,269	68,683
G474	Retail sale of information and communications equipment in specialized stores	517	49,179	9,973	39,206
G475	Retail sale of other household equipment in specialized stores	1,109	156,515	47,030	109,485
G476	Retail sale of cultural and recreation goods in specialized stores	274	21,074	4,460	16,614

Continued

Table 5.4 Number of Establishments and Taxes on Products and Other Taxes on Production by Type for Wholesale and Retail Trade; Repair of Motor Vehicles and Motorcycles Establishments by Region and Industry Group: Philippines, 2018

(Values are in thousand PhP, except for number of establishments. Details may not add-up to total due to rounding and/or statistical disclosure control.)

2009 PSIC Code	Region / Industry Description	Number of Establishments	Taxes on Products and Other Taxes on Production		
			Total	Taxes on Products	Other Taxes on Production
		(1)	(2)	(3)	(4)
G477	Retail sale of other goods in specialized stores	2,965	420,461	37,094	383,368
G479	Retail trade not in stores, stalls or markets	38	627	-	627
VII - Central Visayas		11,642	3,253,215	749,247	2,503,967
G451	Sale of motor vehicles	206	217,298	42,094	175,204
G452	Maintenance and repair of motor vehicles	272	24,916	9,449	15,468
G453	Sale of motor vehicle parts and accessories	408	163,661	59,940	103,721
G454	Sale, maintenance and repair of motorcycles and related parts and accessories	486	124,593	24,462	100,130
G461	Wholesale on a fee or contract basis	38	205,592	197,086	8,506
G462	Wholesale of agricultural raw materials and live animals	118	8,997	1,222	7,775
G463	Wholesale of food, beverages and tobacco	233	273,326	15,649	257,677
G464	Wholesale of household goods	494	128,096	37,213	90,883
G465	Wholesale of machinery, equipment and supplies	216	95,764	5,915	89,849
G466	Other specialized wholesale	362	218,585	8,271	210,314
G469	Non-specialized wholesale trade	8	2,654	-	2,654
G471	Retail sale in non-specialized stores	1,032	599,795	80,918	518,877
G472	Retail sale of food, beverages and tobacco in specialized stores	1,386	91,245	3,570	87,675
G473	Retail sale of automotive fuel in specialized stores	419	44,774	13,499	31,275
G474	Retail sale of information and communications equipment in specialized stores	461	83,830	35,016	48,814
G475	Retail sale of other household equipment in specialized stores	1,676	286,296	42,998	243,297
G476	Retail sale of cultural and recreation goods in specialized stores	217	43,182	4,712	38,470
G477	Retail sale of other goods in specialized stores	3,571	637,668	167,232	470,436
G479	Retail trade not in stores, stalls or markets	41	2,942	-	2,942

Table 5.4 Number of Establishments and Taxes on Products and Other Taxes on Production by Type for Wholesale and Retail Trade; Repair of Motor Vehicles and Motorcycles Establishments by Region and Industry Group: Philippines, 2018

(Values are in thousand PhP, except for number of establishments. Details may not add-up to total due to rounding and/or statistical disclosure control.)

Continued					
2009 PSIC Code	Region / Industry Description	Number of Establishments	Taxes on Products and Other Taxes on Production		
			Total	Taxes on Products	Other Taxes on Production
		(1)	(2)	(3)	(4)
VIII - Eastern Visayas		6,429	1,251,094	391,234	859,860
G451	Sale of motor vehicles	70	55,935	64	55,870
G452	Maintenance and repair of motor vehicles	147	7,504	1,955	5,549
G453	Sale of motor vehicle parts and accessories	221	58,564	47,640	10,924
G454	Sale, maintenance and repair of motorcycles and related parts and accessories	352	44,865	27,529	17,336
G461	Wholesale on a fee or contract basis	9	152	-	152
G462	Wholesale of agricultural raw materials and live animals	123	9,572	938	8,634
G463	Wholesale of food, beverages and tobacco	182	88,052	4,656	83,395
G464	Wholesale of household goods	213	39,961	8,272	31,689
G465	Wholesale of machinery, equipment and supplies	82	2,554	523	2,031
G466	Other specialized wholesale	171	240,361	10,717	229,644
G471	Retail sale in non-specialized stores	448	120,553	28,271	92,282
G472	Retail sale of food, beverages and tobacco in specialized stores	827	37,058	4,295	32,764
G473	Retail sale of automotive fuel in specialized stores	402	124,901	78,581	46,320
G474	Retail sale of information and communications equipment in specialized stores	394	64,109	10,537	53,572
G475	Retail sale of other household equipment in specialized stores	896	143,079	82,331	60,749
G476	Retail sale of cultural and recreation goods in specialized stores	249	26,219	17,999	8,220
G477	Retail sale of other goods in specialized stores	1,643	187,656	66,926	120,730
IX - Zamboanga Peninsula		7,248	787,746	84,229	703,518
G451	Sale of motor vehicles	84	11,905	-	11,905
G452	Maintenance and repair of motor vehicles	76	1,818	265	1,554
G453	Sale of motor vehicle parts and accessories	138	7,462	839	6,624
G454	Sale, maintenance and repair of motorcycles and related parts and accessories	646	98,382	5,854	92,529
G461	Wholesale on a fee or contract basis	32	6,589	3,915	2,673

Table 5.4 Number of Establishments and Taxes on Products and Other Taxes on Production by Type for Wholesale and Retail Trade; Repair of Motor Vehicles and Motorcycles Establishments by Region and Industry Group: Philippines, 2018

(Values are in thousand PhP, except for number of establishments. Details may not add-up to total due to rounding and/or statistical disclosure control.)

2009 PSIC Code	Region / Industry Description	Number of Establishments	Taxes on Products and Other Taxes on Production		
			Total	Taxes on Products	Other Taxes on Production
		(1)	(2)	(3)	(4)
G462	Wholesale of agricultural raw materials and live animals	228	8,697	1,501	7,196
G463	Wholesale of food, beverages and tobacco	243	34,893	2,573	32,320
G464	Wholesale of household goods	158	30,676	261	30,415
G465	Wholesale of machinery, equipment and supplies	98	7,519	-	7,519
G466	Other specialized wholesale	195	8,035	506	7,529
G471	Retail sale in non-specialized stores	913	181,773	17,165	164,608
G472	Retail sale of food, beverages and tobacco in specialized stores	662	155,474	1,840	153,633
G473	Retail sale of automotive fuel in specialized stores	359	29,588	13,714	15,874
G474	Retail sale of information and communications equipment in specialized stores	267	22,616	1,610	21,007
G475	Retail sale of other household equipment in specialized stores	765	74,273	8,947	65,325
G476	Retail sale of cultural and recreation goods in specialized stores	113	7,830	2,131	5,699
G477	Retail sale of other goods in specialized stores	2,263	100,116	23,109	77,007
G479	Retail trade not in stores, stalls or markets	9	101	-	101
	X - Northern Mindanao	8,063	4,305,414	790,713	3,514,701
G451	Sale of motor vehicles	101	156,728	68,143	88,586
G452	Maintenance and repair of motor vehicles	176	8,244	530	7,714
G453	Sale of motor vehicle parts and accessories	274	106,408	-	106,408
G454	Sale, maintenance and repair of motorcycles and related parts and accessories	732	61,074	6,399	54,675
G461	Wholesale on a fee or contract basis	15	2,677	-	2,677
G462	Wholesale of agricultural raw materials and live animals	123	25,427	5,427	20,000
G463	Wholesale of food, beverages and tobacco	208	791,203	490,565	300,639
G464	Wholesale of household goods	253	79,979	16,890	63,090
G465	Wholesale of machinery, equipment and supplies	107	15,144	-	15,144
G466	Other specialized wholesale	162	1,138,418	5,251	1,133,167

Table 5.4 Number of Establishments and Taxes on Products and Other Taxes on Production by Type for Wholesale and Retail Trade; Repair of Motor Vehicles and Motorcycles Establishments by Region and Industry Group: Philippines, 2018

(Values are in thousand PhP, except for number of establishments. Details may not add-up to total due to rounding and/or statistical disclosure control.)

2009 PSIC Code	Region / Industry Description	Number of Establishments	Taxes on Products and Other Taxes on Production		
			Total	Taxes on Products	Other Taxes on Production
		(1)	(2)	(3)	(4)
G469	Non-specialized wholesale trade	30	166,527	-	166,527
G471	Retail sale in non-specialized stores	935	603,637	85,175	518,463
G472	Retail sale of food, beverages and tobacco in specialized stores	775	106,597	42,150	64,446
G473	Retail sale of automotive fuel in specialized stores	497	114,703	7,791	106,912
G474	Retail sale of information and communications equipment in specialized stores	569	99,337	84	99,253
G475	Retail sale of other household equipment in specialized stores	622	146,594	21,633	124,962
G476	Retail sale of cultural and recreation goods in specialized stores	147	36,514	142	36,372
G477	Retail sale of other goods in specialized stores	2,328	646,157	40,535	605,622
G479	Retail trade not in stores, stalls or markets	9	47	-	47
XI - Davao Region		8,425	7,860,105	4,671,734	3,188,371
G451	Sale of motor vehicles	118	117,208	14,841	102,367
G452	Maintenance and repair of motor vehicles	225	15,773	3,260	12,513
G453	Sale of motor vehicle parts and accessories	357	84,731	25,551	59,180
G454	Sale, maintenance and repair of motorcycles and related parts and accessories	579	266,888	13,296	253,592
G461	Wholesale on a fee or contract basis	74	217,230	17,556	199,673
G462	Wholesale of agricultural raw materials and live animals	157	10,922	1,125	9,797
G463	Wholesale of food, beverages and tobacco	238	1,234,629	703,034	531,595
G464	Wholesale of household goods	332	250,066	168,307	81,759
G465	Wholesale of machinery, equipment and supplies	82	3,347,386	3,167,653	179,733
G466	Other specialized wholesale	266	167,935	45,562	122,373
G469	Non-specialized wholesale trade	9	616	-	616
G471	Retail sale in non-specialized stores	628	1,028,021	25,086	1,002,935
G472	Retail sale of food, beverages and tobacco in specialized stores	561	25,752	3,666	22,086
G473	Retail sale of automotive fuel in specialized stores	464	265,360	233,745	31,615

Continued

Table 5.4 Number of Establishments and Taxes on Products and Other Taxes on Production by Type for Wholesale and Retail Trade; Repair of Motor Vehicles and Motorcycles Establishments by Region and Industry Group: Philippines, 2018

(Values are in thousand PhP, except for number of establishments. Details may not add-up to total due to rounding and/or statistical disclosure control.)

2009 PSIC Code	Region / Industry Description	Number of Establishments	Taxes on Products and Other Taxes on Production		
			Total	Taxes on Products	Other Taxes on Production
		(1)	(2)	(3)	(4)
G474	Retail sale of information and communications equipment in specialized stores	558	49,315	4,088	45,227
G475	Retail sale of other household equipment in specialized stores	584	262,565	9,391	253,174
G476	Retail sale of cultural and recreation goods in specialized stores	181	41,589	17,681	23,907
G477	Retail sale of other goods in specialized stores	2,994	471,924	217,891	254,033
G479	Retail trade not in stores, stalls or markets	21	2,195	-	2,195
XII - SOCCSKSARGEN		7,783	1,010,827	125,959	884,867
G451	Sale of motor vehicles	68	22,367	1,357	21,009
G452	Maintenance and repair of motor vehicles	221	6,060	1,767	4,292
G453	Sale of motor vehicle parts and accessories	305	18,639	1,380	17,259
G454	Sale, maintenance and repair of motorcycles and related parts and accessories	460	48,368	3,345	45,023
G461	Wholesale on a fee or contract basis	53	4,144	1,131	3,013
G462	Wholesale of agricultural raw materials and live animals	192	13,276	1,302	11,973
G463	Wholesale of food, beverages and tobacco	179	38,948	11,328	27,620
G464	Wholesale of household goods	251	36,081	14,240	21,841
G465	Wholesale of machinery, equipment and supplies	113	15,242	215	15,027
G466	Other specialized wholesale	130	16,436	943	15,493
G471	Retail sale in non-specialized stores	652	135,407	34,969	100,438
G472	Retail sale of food, beverages and tobacco in specialized stores	778	196,151	-	196,151
G473	Retail sale of automotive fuel in specialized stores	447	52,492	15,529	36,962
G474	Retail sale of information and communications equipment in specialized stores	834	46,783	19,274	27,509
G475	Retail sale of other household equipment in specialized stores	1,031	131,770	9,321	122,449
G476	Retail sale of cultural and recreation goods in specialized stores	248	65,323	2,585	62,738

Table 5.4 Number of Establishments and Taxes on Products and Other Taxes on Production by Type for Wholesale and Retail Trade; Repair of Motor Vehicles and Motorcycles Establishments by Region and Industry Group: Philippines, 2018

(Values are in thousand PhP, except for number of establishments. Details may not add-up to total due to rounding and/or statistical disclosure control.)

2009 PSIC Code	Region / Industry Description	Number of Establishments	Taxes on Products and Other Taxes on Production		
			Total	Taxes on Products	Other Taxes on Production
		(1)	(2)	(3)	(4)
G477	Retail sale of other goods in specialized stores	1,804	161,628	5,849	155,778
G479	Retail trade not in stores, stalls or markets	15	1,713	1,423	290
XIII - Caraga		5,390	1,339,008	487,428	851,580
G451	Sale of motor vehicles	27	14,194	660	13,534
G452	Maintenance and repair of motor vehicles	80	12,353	3,711	8,642
G453	Sale of motor vehicle parts and accessories	138	17,655	381	17,274
G454	Sale, maintenance and repair of motorcycles and related parts and accessories	586	182,351	1,628	180,724
G461	Wholesale on a fee or contract basis	S	S	S	S
G462	Wholesale of agricultural raw materials and live animals	158	23,236	7,670	15,566
G463	Wholesale of food, beverages and tobacco	100	608,623	364,531	244,092
G464	Wholesale of household goods	133	12,305	5,521	6,785
G465	Wholesale of machinery, equipment and supplies	75	23,613	9,046	14,567
G466	Other specialized wholesale	107	10,432	2,991	7,440
G471	Retail sale in non-specialized stores	847	110,210	25,968	84,242
G472	Retail sale of food, beverages and tobacco in specialized stores	448	22,229	955	21,274
G473	Retail sale of automotive fuel in specialized stores	253	34,375	9,957	24,418
G474	Retail sale of information and communications equipment in specialized stores	304	24,738	6,822	17,916
G475	Retail sale of other household equipment in specialized stores	475	88,580	29,356	59,223
G476	Retail sale of cultural and recreation goods in specialized stores	140	5,789	2,787	3,001
G477	Retail sale of other goods in specialized stores	1,508	144,739	15,349	129,390
G479	Retail trade not in stores, stalls or markets	S	S	S	S

Table 5.4 Number of Establishments and Taxes on Products and Other Taxes on Production by Type for Wholesale and Retail Trade; Repair of Motor Vehicles and Motorcycles Establishments by Region and Industry Group: Philippines, 2018

(Values are in thousand PhP, except for number of establishments. Details may not add-up to total due to rounding and/or statistical disclosure control.)

2009 PSIC Code	Region / Industry Description	Number of Establishments	Taxes on Products and Other Taxes on Production		
			Total	Taxes on Products	Other Taxes on Production
		(1)	(2)	(3)	(4)
	Autonomous Region in Muslim Mindanao	1,984	35,215	5,914	29,300
G451	Sale of motor vehicles	11	66	66	-
G453	Sale of motor vehicle parts and accessories	106	1,285	516	769
G454	Sale, maintenance and repair of motorcycles and related parts and accessories	144	2,286	-	2,286
G462	Wholesale of agricultural raw materials and live animals	64	1,500	712	788
G463	Wholesale of food, beverages and tobacco	51	5,207	2,432	2,776
G464	Wholesale of household goods	22	660	-	660
G465	Wholesale of machinery, equipment and supplies	19	599	-	599
G466	Other specialized wholesale	39	623	550	73
G471	Retail sale in non-specialized stores	260	2,835	287	2,548
G472	Retail sale of food, beverages and tobacco in specialized stores	134	549	-	549
G473	Retail sale of automotive fuel in specialized stores	91	6,980	-	6,980
G474	Retail sale of information and communications equipment in specialized stores	71	1,576	-	1,576
G475	Retail sale of other household equipment in specialized stores	60	1,249	565	684
G476	Retail sale of cultural and recreation goods in specialized stores	30	195	-	195
G477	Retail sale of other goods in specialized stores	871	9,581	788	8,794
G479	Retail trade not in stores, stalls or markets	11	23	-	23

Note: "-" – Zero Value

S – Suppressed Data

Source: Philippine Statistics Authority, 2018 Census of Philippine Business and Industry

Table 5.5 Number of Establishments and Other Expense by Type for Wholesale and Retail Trade; Repair of Motor Vehicles and Motorcycles Establishments by Region and Industry Group: Philippines, 2018*(Values are in thousand PhP, except for number of establishments. Details may not add-up to total due to rounding and/or statistical disclosure control.)*

2009 PSIC Code	Region / Industry Description	Number of Establishments	Other Expense			
			Total	Foreign Exchange Losses	Charitable donations and Grants	Bad and Doubtful Debts
		(1)	(2)	(3)	(4)	(5)
Philippines		137,674	43,746,011	5,353,838	1,681,780	2,041,921
G451	Sale of motor vehicles	1,595	1,500,247	90,546	37,738	32,092
G452	Maintenance and repair of motor vehicles	2,991	176,481	1,938	14,780	13,206
G453	Sale of motor vehicle parts and accessories	4,837	529,273	136,115	41,052	26,941
G454	Sale, maintenance and repair of motorcycles and related parts and accessories	8,501	1,140,990	135,822	6,383	15,402
G461	Wholesale on a fee or contract basis	518	418,442	43,551	4,007	4,504
G462	Wholesale of agricultural raw materials and live animals	2,430	188,528	20,376	12,743	17,948
G463	Wholesale of food, beverages and tobacco	3,508	7,968,622	280,798	63,091	188,695
G464	Wholesale of household goods	6,370	7,012,368	920,580	325,652	568,715
G465	Wholesale of machinery, equipment and supplies	2,810	4,918,271	1,254,618	41,978	302,522
G466	Other specialized wholesale	4,173	3,758,882	1,804,089	344,148	221,399
G469	Non-specialized wholesale trade	93	35,679	6,519	379	2,076
G471	Retail sale in non-specialized stores	13,478	3,239,663	111,401	46,507	119,888
G472	Retail sale of food, beverages and tobacco in specialized stores	11,793	729,584	6,730	44,291	19,109
G473	Retail sale of automotive fuel in specialized stores	7,074	1,118,597	204,824	71,678	97,971
G474	Retail sale of information and communications equipment in specialized stores	6,782	1,519,663	32,091	4,414	23,033
G475	Retail sale of other household equipment in specialized stores	17,389	2,343,952	82,934	77,837	194,659
G476	Retail sale of cultural and recreation goods in specialized stores	3,374	268,671	8,062	21,068	10,176
G477	Retail sale of other goods in specialized stores	39,585	6,838,593	202,161	522,550	182,902
G479	Retail trade not in stores, stalls or markets	373	39,505	10,685	1,484	683
National Capital Region		21,366	26,122,995	3,168,345	878,845	1,334,086
G451	Sale of motor vehicles	279	609,191	79,061	2,194	16,679
G452	Maintenance and repair of motor vehicles	387	63,382	-	4,155	2,120

Continued

Table 5.5 Number of Establishments and Other Expense by Type for Wholesale and Retail Trade; Repair of Motor Vehicles and Motorcycles Establishments by Region and Industry Group: Philippines, 2018

(Values are in thousand PhP, except for number of establishments. Details may not add-up to total due to rounding and/or statistical disclosure control.)

Continued

2009 PSIC Code	Region / Industry Description	Number of Establishments	Other Expense			
			Total	Foreign Exchange Losses	Charitable donations and Grants	Bad and Doubtful Debts
		(1)	(2)	(3)	(4)	(5)
G453	Sale of motor vehicle parts and accessories	688	309,148	106,358	14,090	15,101
G454	Sale, maintenance and repair of motorcycles and related parts and accessories	556	187,927	15,744	128	1,580
G461	Wholesale on a fee or contract basis	170	336,581	33,284	3,323	2,416
G462	Wholesale of agricultural raw materials and live animals	217	38,349	12,023	104	-
G463	Wholesale of food, beverages and tobacco	563	6,691,588	138,827	22,484	114,830
G464	Wholesale of household goods	2,144	6,151,984	770,339	120,706	529,823
G465	Wholesale of machinery, equipment and supplies	1,189	2,434,902	353,766	32,713	265,229
G466	Other specialized wholesale	1,043	2,501,932	1,357,515	219,997	196,835
G469	Non-specialized wholesale trade	28	3,569	-	373	-
G471	Retail sale in non-specialized stores	1,344	1,072,568	56,927	6,066	48,298
G472	Retail sale of food, beverages and tobacco in specialized stores	941	161,397	-	36,329	9,003
G473	Retail sale of automotive fuel in specialized stores	619	298,671	28,805	48,983	8,066
G474	Retail sale of information and communications equipment in specialized stores	770	304,532	32,011	3,770	18,034
G475	Retail sale of other household equipment in specialized stores	2,746	673,295	23,951	38,313	50,501
G476	Retail sale of cultural and recreation goods in specialized stores	539	72,254	8,050	2,969	7,117
G477	Retail sale of other goods in specialized stores	7,048	4,190,507	141,050	321,512	47,861
G479	Retail trade not in stores, stalls or markets	96	21,219	10,636	637	593
	Cordillera Administrative Region	4,683	182,165	6,726	4,628	5,775
G451	Sale of motor vehicles	37	4,058	-	13	-
G452	Maintenance and repair of motor vehicles	130	449	-	-	-
G453	Sale of motor vehicle parts and accessories	188	656	-	-	-
G454	Sale, maintenance and repair of motorcycles and related parts and accessories	293	7,087	-	-	-
G461	Wholesale on a fee or contract basis	12	1,019	-	-	-

Table 5.5 Number of Establishments and Other Expense by Type for Wholesale and Retail Trade; Repair of Motor Vehicles and Motorcycles Establishments by Region and Industry Group: Philippines, 2018*(Values are in thousand PhP, except for number of establishments. Details may not add-up to total due to rounding and/or statistical disclosure control.)**Continued*

2009 PSIC Code	Region / Industry Description	Number of Establishments	Other Expense			
			Total	Foreign Exchange Losses	Charitable donations and Grants	Bad and Doubtful Debts
		(1)	(2)	(3)	(4)	(5)
G462	Wholesale of agricultural raw materials and live animals	74	875	-	8	83
G463	Wholesale of food, beverages and tobacco	126	10,275	3,900	-	210
G464	Wholesale of household goods	144	11,645	459	96	1,152
G465	Wholesale of machinery, equipment and supplies	41	75	-	-	-
G466	Other specialized wholesale	97	13,462	-	3	-
G471	Retail sale in non-specialized stores	376	21,407	504	622	226
G472	Retail sale of food, beverages and tobacco in specialized stores	391	21,468	-	-	-
G473	Retail sale of automotive fuel in specialized stores	346	27,169	-	529	-
G474	Retail sale of information and communications equipment in specialized stores	312	2,749	-	-	-
G475	Retail sale of other household equipment in specialized stores	820	46,828	1,153	3,215	248
G476	Retail sale of cultural and recreation goods in specialized stores	110	647	-	-	-
G477	Retail sale of other goods in specialized stores	1,161	12,297	709	142	3,855
G479	Retail trade not in stores, stalls or markets	24	-	-	-	-
I - Ilocos Region		5,820	762,602	41,352	65,137	22,612
G451	Sale of motor vehicles	72	15,992	-	83	1,115
G452	Maintenance and repair of motor vehicles	159	251	-	-	-
G453	Sale of motor vehicle parts and accessories	354	1,406	-	-	225
G454	Sale, maintenance and repair of motorcycles and related parts and accessories	285	38,688	-	85	-
G462	Wholesale of agricultural raw materials and live animals	91	17,959	-	15	-
G463	Wholesale of food, beverages and tobacco	157	69,075	8,663	5,502	3,769
G464	Wholesale of household goods	273	10,756	207	56	2,579
G465	Wholesale of machinery, equipment and supplies	108	6,576	-	187	-
G466	Other specialized wholesale	244	28,181	16,836	3,677	103
G469	Non-specialized wholesale trade	5	88	-	6	82

Table 5.5 Number of Establishments and Other Expense by Type for Wholesale and Retail Trade; Repair of Motor Vehicles and Motorcycles Establishments by Region and Industry Group: Philippines, 2018

(Values are in thousand PhP, except for number of establishments. Details may not add-up to total due to rounding and/or statistical disclosure control.)

Continued

Continued

2009 PSIC Code	Region / Industry Description	Number of Establishments	Other Expense			
			Total	Foreign Exchange Losses	Charitable donations and Grants	Bad and Doubtful Debts
		(1)	(2)	(3)	(4)	(5)
G471	Retail sale in non-specialized stores	793	142,857	2,501	2,082	604
G472	Retail sale of food, beverages and tobacco in specialized stores	525	114,682	2,712	602	522
G473	Retail sale of automotive fuel in specialized stores	294	93,207	8,473	2,035	3,157
G474	Retail sale of information and communications equipment in specialized stores	350	2,046	-	-	-
G475	Retail sale of other household equipment in specialized stores	815	48,707	1,960	713	9,944
G476	Retail sale of cultural and recreation goods in specialized stores	110	2,732	-	-	-
G477	Retail sale of other goods in specialized stores	1,173	169,392	-	50,094	511
G479	Retail trade not in stores, stalls or markets	10	8	-	-	-
	II - Cagayan Valley	5,470	635,790	15,722	26,463	73,358
G451	Sale of motor vehicles	68	2,580	-	79	344
G452	Maintenance and repair of motor vehicles	152	2,833	-	-	-
G453	Sale of motor vehicle parts and accessories	261	27,073	-	418	-
G454	Sale, maintenance and repair of motorcycles and related parts and accessories	365	135,720	-	-	-
G462	Wholesale of agricultural raw materials and live animals	162	18,998	743	236	3,949
G463	Wholesale of food, beverages and tobacco	87	47,355	7,429	1,086	24,921
G464	Wholesale of household goods	305	45,457	1,637	650	-
G465	Wholesale of machinery, equipment and supplies	69	19,440	981	3	812
G466	Other specialized wholesale	183	12,966	-	725	932
G471	Retail sale in non-specialized stores	337	14,962	2,458	1,185	398
G472	Retail sale of food, beverages and tobacco in specialized stores	669	63,693	-	217	223
G473	Retail sale of automotive fuel in specialized stores	358	87,304	-	604	31,979
G474	Retail sale of information and communications equipment in specialized stores	390	12,406	-	-	-

Table 5.5 Number of Establishments and Other Expense by Type for Wholesale and Retail Trade; Repair of Motor Vehicles and Motorcycles Establishments by Region and Industry Group: Philippines, 2018

(Values are in thousand PhP, except for number of establishments. Details may not add-up to total due to rounding and/or statistical disclosure control.)

Continued

2009 PSIC Code	Region / Industry Description	Number of Establishments	Other Expense			
			Total	Foreign Exchange Losses	Charitable donations and Grants	Bad and Doubtful Debts
		(1)	(2)	(3)	(4)	(5)
G475	Retail sale of other household equipment in specialized stores	705	66,865	2,474	4,901	651
G476	Retail sale of cultural and recreation goods in specialized stores	199	2,201	-	-	-
G477	Retail sale of other goods in specialized stores	1,151	75,938	-	16,360	9,149
G479	Retail trade not in stores, stalls or markets	9	-	-	-	-
III - Central Luzon		10,554	2,364,351	183,076	14,197	51,018
G451	Sale of motor vehicles	176	41,701	150	991	2,036
G452	Maintenance and repair of motor vehicles	233	3,948	-	-	-
G453	Sale of motor vehicle parts and accessories	331	1,564	-	184	-
G454	Sale, maintenance and repair of motorcycles and related parts and accessories	502	3,222	-	43	1,056
G461	Wholesale on a fee or contract basis	15	2,850	1,526	309	985
G462	Wholesale of agricultural raw materials and live animals	222	4,987	2,523	171	32
G463	Wholesale of food, beverages and tobacco	273	72,491	8,800	3,632	13,881
G464	Wholesale of household goods	466	101,569	865	15	2,223
G465	Wholesale of machinery, equipment and supplies	161	10,211	665	380	1,220
G466	Other specialized wholesale	362	166,629	134,883	1,554	1,366
G469	Non-specialized wholesale trade	5	-	-	-	-
G471	Retail sale in non-specialized stores	1,222	370,166	10,439	1,984	407
G472	Retail sale of food, beverages and tobacco in specialized stores	650	8,150	-	125	-
G473	Retail sale of automotive fuel in specialized stores	671	34,495	24	1,289	3,759
G474	Retail sale of information and communications equipment in specialized stores	183	1,076,432	-	47	2,384
G475	Retail sale of other household equipment in specialized stores	1,435	169,563	11,878	2,444	9,158
G476	Retail sale of cultural and recreation goods in specialized stores	259	5,966	-	31	230
G477	Retail sale of other goods in specialized stores	3,376	290,405	11,322	999	12,282
G479	Retail trade not in stores, stalls or markets	12	-	-	-	-

Table 5.5 Number of Establishments and Other Expense by Type for Wholesale and Retail Trade; Repair of Motor Vehicles and Motorcycles Establishments by Region and Industry Group: Philippines, 2018*(Values are in thousand PhP, except for number of establishments. Details may not add-up to total due to rounding and/or statistical disclosure control.)**Continued*

Continued

2009 PSIC Code	Region / Industry Description	Number of Establishments	Other Expense			
			Total	Foreign Exchange Losses	Charitable donations and Grants	Bad and Doubtful Debts
		(1)	(2)	(3)	(4)	(5)
	IVA - CALABARZON	12,537	3,145,331	613,919	72,764	148,169
G451	Sale of motor vehicles	105	182,915	11,031	31,363	9,229
G452	Maintenance and repair of motor vehicles	254	15,423	1,876	3,477	2,021
G453	Sale of motor vehicle parts and accessories	463	58,063	20,712	215	503
G454	Sale, maintenance and repair of motorcycles and related parts and accessories	665	314,521	-	20	-
G461	Wholesale on a fee or contract basis	48	24,084	5,338	-	-
G462	Wholesale of agricultural raw materials and live animals	120	8,179	1,597	1,103	25
G463	Wholesale of food, beverages and tobacco	292	79,731	7,261	3,840	3,585
G464	Wholesale of household goods	349	224,911	139,841	2,381	10,261
G465	Wholesale of machinery, equipment and supplies	154	606,538	269,348	1,955	8,418
G466	Other specialized wholesale	356	206,069	31,477	6,679	7,072
G469	Non-specialized wholesale trade	9	97	-	-	-
G471	Retail sale in non-specialized stores	1,855	619,249	15,297	9,519	506
G472	Retail sale of food, beverages and tobacco in specialized stores	1,477	2,679	1,233	401	20
G473	Retail sale of automotive fuel in specialized stores	788	138,901	69,011	1,382	34,002
G474	Retail sale of information and communications equipment in specialized stores	341	37,887	-	-	-
G475	Retail sale of other household equipment in specialized stores	2,207	223,002	23,308	7,032	4,122
G476	Retail sale of cultural and recreation goods in specialized stores	317	6,471	3	274	-
G477	Retail sale of other goods in specialized stores	2,698	396,509	16,587	3,123	68,405
G479	Retail trade not in stores, stalls or markets	38	99	-	-	-
	MIMAROPA	4,931	317,326	30,133	16,160	18,286
G451	Sale of motor vehicles	16	1,511	-	-	-
G452	Maintenance and repair of motor vehicles	102	767	-	457	-

Table 5.5 Number of Establishments and Other Expense by Type for Wholesale and Retail Trade; Repair of Motor Vehicles and Motorcycles Establishments by Region and Industry Group: Philippines, 2018

(Values are in thousand PhP, except for number of establishments. Details may not add-up to total due to rounding and/or statistical disclosure control.)

Continued

2009 PSIC Code	Region / Industry Description	Number of Establishments	Other Expense			
			Total	Foreign Exchange Losses	Charitable donations and Grants	Bad and Doubtful Debts
		(1)	(2)	(3)	(4)	(5)
G453	Sale of motor vehicle parts and accessories	195	601	-	-	-
G454	Sale, maintenance and repair of motorcycles and related parts and accessories	609	14,194	-	-	-
G461	Wholesale on a fee or contract basis	S	S	S	S	S
G462	Wholesale of agricultural raw materials and live animals	121	10,371	-	717	1,254
G463	Wholesale of food, beverages and tobacco	123	26,668	8,171	1,452	1,078
G464	Wholesale of household goods	202	9,975	1,872	-	-
G465	Wholesale of machinery, equipment and supplies	77	1,120	-	-	-
G466	Other specialized wholesale	111	36,540	18,665	7,760	560
G471	Retail sale in non-specialized stores	422	25,799	931	229	1,151
G472	Retail sale of food, beverages and tobacco in specialized stores	296	4,606	445	647	233
G473	Retail sale of automotive fuel in specialized stores	307	4,811	-	849	59
G474	Retail sale of information and communications equipment in specialized stores	289	1,434	-	-	-
G475	Retail sale of other household equipment in specialized stores	631	32,149	-	600	11,755
G476	Retail sale of cultural and recreation goods in specialized stores	105	2,970	-	274	2,196
G477	Retail sale of other goods in specialized stores	1,313	143,641	-	3,132	-
G479	Retail trade not in stores, stalls or markets	S	S	S	S	S
V - Bicol Region		5,944	559,030	26,448	12,988	91,259
G451	Sale of motor vehicles	38	18,405	-	-	16
G452	Maintenance and repair of motor vehicles	185	13,873	-	461	6,674
G453	Sale of motor vehicle parts and accessories	195	6,392	-	109	-
G454	Sale, maintenance and repair of motorcycles and related parts and accessories	331	13,478	-	-	8,625
G461	Wholesale on a fee or contract basis	27	1,909	-	-	-
G462	Wholesale of agricultural raw materials and live animals	111	5,064	-	10	-

Table 5.5 Number of Establishments and Other Expense by Type for Wholesale and Retail Trade; Repair of Motor Vehicles and Motorcycles Establishments by Region and Industry Group: Philippines, 2018*(Values are in thousand PhP, except for number of establishments. Details may not add-up to total due to rounding and/or statistical disclosure control.)**Continued*

Continued

2009 PSIC Code	Region / Industry Description	Number of Establishments	Other Expense			
			Total	Foreign Exchange Losses	Charitable donations and Grants	Bad and Doubtful Debts
		(1)	(2)	(3)	(4)	(5)
G463	Wholesale of food, beverages and tobacco	227	151,758	13,077	3,651	1,892
G464	Wholesale of household goods	282	20,941	459	109	569
G465	Wholesale of machinery, equipment and supplies	139	10,968	809	-	-
G466	Other specialized wholesale	137	27,724	10,793	7,084	2,848
G471	Retail sale in non-specialized stores	481	39,545	1,303	520	10,114
G472	Retail sale of food, beverages and tobacco in specialized stores	602	6,302	-	-	-
G473	Retail sale of automotive fuel in specialized stores	333	12,703	-	74	-
G474	Retail sale of information and communications equipment in specialized stores	173	1,635	-	60	-
G475	Retail sale of other household equipment in specialized stores	810	115,176	-	687	60,520
G476	Retail sale of cultural and recreation goods in specialized stores	136	2,128	-	1	-
G477	Retail sale of other goods in specialized stores	1,719	111,030	6	221	-
G479	Retail trade not in stores, stalls or markets	17	-	-	-	-
VI - Western Visayas		9,405	1,385,283	61,215	47,783	16,030
G451	Sale of motor vehicles	121	146,003	-	40	-
G452	Maintenance and repair of motor vehicles	193	649	-	209	-
G453	Sale of motor vehicle parts and accessories	216	63,959	9,045	18,918	-
G454	Sale, maintenance and repair of motorcycles and related parts and accessories	910	138,885	-	-	205
G461	Wholesale on a fee or contract basis	21	708	2	4	-
G462	Wholesale of agricultural raw materials and live animals	148	2,745	-	303	809
G463	Wholesale of food, beverages and tobacco	227	45,240	4,601	527	1,599
G464	Wholesale of household goods	350	20,548	213	1,723	3,310
G465	Wholesale of machinery, equipment and supplies	79	49,372	1,992	364	5,382
G466	Other specialized wholesale	207	79,720	27,819	17,704	167

Table 5.5 Number of Establishments and Other Expense by Type for Wholesale and Retail Trade; Repair of Motor Vehicles and Motorcycles Establishments by Region and Industry Group: Philippines, 2018

(Values are in thousand PhP, except for number of establishments. Details may not add-up to total due to rounding and/or statistical disclosure control.)

Continued

2009 PSIC Code	Region / Industry Description	Number of Establishments	Other Expense			
			Total	Foreign Exchange Losses	Charitable donations and Grants	Bad and Doubtful Debts
		(1)	(2)	(3)	(4)	(5)
G471	Retail sale in non-specialized stores	933	102,648	3,754	1,351	1,210
G472	Retail sale of food, beverages and tobacco in specialized stores	671	150,290	-	544	251
G473	Retail sale of automotive fuel in specialized stores	426	14,268	-	2,094	-
G474	Retail sale of information and communications equipment in specialized stores	517	30,046	-	-	-
G475	Retail sale of other household equipment in specialized stores	1,109	63,219	4,661	841	1,999
G476	Retail sale of cultural and recreation goods in specialized stores	274	3,218	-	1,107	-
G477	Retail sale of other goods in specialized stores	2,965	473,765	9,128	2,054	1,098
G479	Retail trade not in stores, stalls or markets	38	-	-	-	-
VII - Central Visayas		11,642	2,845,997	202,438	53,188	86,136
G451	Sale of motor vehicles	206	79,549	305	731	2,064
G452	Maintenance and repair of motor vehicles	272	57,479	-	5,223	2,392
G453	Sale of motor vehicle parts and accessories	408	29,436	-	5,050	6,988
G454	Sale, maintenance and repair of motorcycles and related parts and accessories	486	126,173	95,156	3,993	510
G461	Wholesale on a fee or contract basis	38	8,204	-	-	817
G462	Wholesale of agricultural raw materials and live animals	118	8,102	-	991	49
G463	Wholesale of food, beverages and tobacco	233	304,108	8,443	140	2,595
G464	Wholesale of household goods	494	72,807	4,546	952	7,736
G465	Wholesale of machinery, equipment and supplies	216	958,514	10,157	2,830	6,237
G466	Other specialized wholesale	362	99,418	47,924	7,567	1,269
G469	Non-specialized wholesale trade	8	148	-	-	-
G471	Retail sale in non-specialized stores	1,032	144,842	9,072	1,728	6,656
G472	Retail sale of food, beverages and tobacco in specialized stores	1,386	112,756	2,339	167	451
G473	Retail sale of automotive fuel in specialized stores	419	26,604	8,511	5	8

Table 5.5 Number of Establishments and Other Expense by Type for Wholesale and Retail Trade; Repair of Motor Vehicles and Motorcycles Establishments by Region and Industry Group: Philippines, 2018

(Values are in thousand PhP, except for number of establishments. Details may not add-up to total due to rounding and/or statistical disclosure control.)

Continued

2009 PSIC Code	Region / Industry Description	Number of Establishments	Other Expense			
			Total	Foreign Exchange Losses	Charitable donations and Grants	Bad and Doubtful Debts
		(1)	(2)	(3)	(4)	(5)
G474	Retail sale of information and communications equipment in specialized stores	461	12,792	80	211	-
G475	Retail sale of other household equipment in specialized stores	1,676	306,522	3,252	4,328	32,830
G476	Retail sale of cultural and recreation goods in specialized stores	217	103,766	8	2,744	-
G477	Retail sale of other goods in specialized stores	3,571	383,013	12,644	15,747	15,533
G479	Retail trade not in stores, stalls or markets	41	11,764	-	782	-
	VIII - Eastern Visayas	6,429	399,852	115,942	16,395	12,024
G451	Sale of motor vehicles	70	18,940	-	4	-
G452	Maintenance and repair of motor vehicles	147	1,153	-	-	-
G453	Sale of motor vehicle parts and accessories	221	5,570	-	-	-
G454	Sale, maintenance and repair of motorcycles and related parts and accessories	352	1,662	-	-	-
G461	Wholesale on a fee or contract basis	9	58	-	-	-
G462	Wholesale of agricultural raw materials and live animals	123	16,133	-	45	-
G463	Wholesale of food, beverages and tobacco	182	18,264	6,612	102	887
G464	Wholesale of household goods	213	11,927	108	529	363
G465	Wholesale of machinery, equipment and supplies	82	1,079	-	1	-
G466	Other specialized wholesale	171	38,891	17,838	11,721	-
G471	Retail sale in non-specialized stores	448	19,058	2,638	50	84
G472	Retail sale of food, beverages and tobacco in specialized stores	827	1,092	-	-	-
G473	Retail sale of automotive fuel in specialized stores	402	99,828	82,780	2	-
G474	Retail sale of information and communications equipment in specialized stores	394	20,280	-	-	-
G475	Retail sale of other household equipment in specialized stores	896	26,999	5,966	2,682	4,785
G476	Retail sale of cultural and recreation goods in specialized stores	249	12,574	-	87	-
G477	Retail sale of other goods in specialized stores	1,643	106,340	-	1,171	5,905

Table 5.5 Number of Establishments and Other Expense by Type for Wholesale and Retail Trade; Repair of Motor Vehicles and Motorcycles Establishments by Region and Industry Group: Philippines, 2018

(Values are in thousand PhP, except for number of establishments. Details may not add-up to total due to rounding and/or statistical disclosure control.)

Continued

Continued

2009 PSIC Code	Region / Industry Description	Number of Establishments	Other Expense			
			Total	Foreign Exchange Losses	Charitable donations and Grants	Bad and Doubtful Debts
		(1)	(2)	(3)	(4)	(5)
IX - Zamboanga Peninsula		7,248	307,033	31,933	18,928	24,696
G451	Sale of motor vehicles	84	3,305	-	6	-
G452	Maintenance and repair of motor vehicles	76	902	-	46	-
G453	Sale of motor vehicle parts and accessories	138	2,528	-	-	-
G454	Sale, maintenance and repair of motorcycles and related parts and accessories	646	129,090	24,921	1,382	-
G461	Wholesale on a fee or contract basis	32	567	-	194	-
G462	Wholesale of agricultural raw materials and live animals	228	9,257	-	638	-
G463	Wholesale of food, beverages and tobacco	243	18,529	5,795	156	3,136
G464	Wholesale of household goods	158	10,683	-	178	6,321
G465	Wholesale of machinery, equipment and supplies	98	6,819	-	3	-
G466	Other specialized wholesale	195	13,706	-	132	-
G471	Retail sale in non-specialized stores	913	39,506	513	9,029	14,721
G472	Retail sale of food, beverages and tobacco in specialized stores	662	4,791	-	3,012	-
G473	Retail sale of automotive fuel in specialized stores	359	19,050	703	914	250
G474	Retail sale of information and communications equipment in specialized stores	267	3,205	-	-	-
G475	Retail sale of other household equipment in specialized stores	765	23,878	-	2,093	232
G476	Retail sale of cultural and recreation goods in specialized stores	113	874	-	59	-
G477	Retail sale of other goods in specialized stores	2,263	20,341	-	1,086	36
G479	Retail trade not in stores, stalls or markets	9	-	-	-	-
X - Northern Mindanao		8,063	1,506,060	158,811	156,258	36,076
G451	Sale of motor vehicles	101	236,489	-	69	-
G452	Maintenance and repair of motor vehicles	176	6,358	-	409	-
G453	Sale of motor vehicle parts and accessories	274	4,624	-	45	133

Table 5.5 Number of Establishments and Other Expense by Type for Wholesale and Retail Trade; Repair of Motor Vehicles and Motorcycles Establishments by Region and Industry Group: Philippines, 2018

(Values are in thousand PhP, except for number of establishments. Details may not add-up to total due to rounding and/or statistical disclosure control.)

Continued						
2009 PSIC Code	Region / Industry Description	Number of Establishments	Other Expense			
			Total	Foreign Exchange Losses	Charitable donations and Grants	Bad and Doubtful Debts
		(1)	(2)	(3)	(4)	(5)
G454	Sale, maintenance and repair of motorcycles and related parts and accessories	732	3,619	-	189	379
G461	Wholesale on a fee or contract basis	15	3,458	-	-	-
G462	Wholesale of agricultural raw materials and live animals	123	8,382	-	302	-
G463	Wholesale of food, beverages and tobacco	208	86,268	25,804	13,600	7,453
G464	Wholesale of household goods	253	35,551	-	2,993	1,863
G465	Wholesale of machinery, equipment and supplies	107	8,782	335	339	-
G466	Other specialized wholesale	162	363,002	104,493	53,488	4,697
G469	Non-specialized wholesale trade	30	31,696	6,519	-	1,994
G471	Retail sale in non-specialized stores	935	225,611	3,008	3,529	3,818
G472	Retail sale of food, beverages and tobacco in specialized stores	775	48,400	-	469	8
G473	Retail sale of automotive fuel in specialized stores	497	57,277	6,518	10,547	-
G474	Retail sale of information and communications equipment in specialized stores	569	3,600	-	-	48
G475	Retail sale of other household equipment in specialized stores	622	148,759	1,419	918	122
G476	Retail sale of cultural and recreation goods in specialized stores	147	3,824	-	-	-
G477	Retail sale of other goods in specialized stores	2,328	230,360	10,716	69,360	15,562
G479	Retail trade not in stores, stalls or markets	9	-	-	-	-
XI - Davao Region		8,425	2,344,665	656,918	257,453	60,744
G451	Sale of motor vehicles	118	28,557	-	1,037	608
G452	Maintenance and repair of motor vehicles	225	8,145	62	315	-
G453	Sale of motor vehicle parts and accessories	357	7,642	-	343	3,880
G454	Sale, maintenance and repair of motorcycles and related parts and accessories	579	16,415	-	54	3,047
G461	Wholesale on a fee or contract basis	74	36,195	3,352	124	-
G462	Wholesale of agricultural raw materials and live animals	157	6,143	114	592	1,872

Table 5.5 Number of Establishments and Other Expense by Type for Wholesale and Retail Trade; Repair of Motor Vehicles and Motorcycles Establishments by Region and Industry Group: Philippines, 2018*(Values are in thousand PhP, except for number of establishments. Details may not add-up to total due to rounding and/or statistical disclosure control.)*

2009 PSIC Code	Region / Industry Description	Number of Establishments	Other Expense			
			Total	Foreign Exchange Losses	Charitable donations and Grants	Bad and Doubtful Debts
		(1)	(2)	(3)	(4)	(5)
G463	Wholesale of food, beverages and tobacco	238	290,243	13,088	4,526	2,650
G464	Wholesale of household goods	332	276,826	-	194,820	1,808
G465	Wholesale of machinery, equipment and supplies	82	771,677	615,492	2,836	15,224
G466	Other specialized wholesale	266	135,113	20,529	5,922	5,507
G469	Non-specialized wholesale trade	9	80	-	-	-
G471	Retail sale in non-specialized stores	628	318,466	1,320	5,084	234
G472	Retail sale of food, beverages and tobacco in specialized stores	561	20,011	-	43	8,398
G473	Retail sale of automotive fuel in specialized stores	464	55,769	-	971	12,076
G474	Retail sale of information and communications equipment in specialized stores	558	4,094	-	319	2,567
G475	Retail sale of other household equipment in specialized stores	584	241,172	2,912	8,537	1,321
G476	Retail sale of cultural and recreation goods in specialized stores	181	16,818	-	3	600
G477	Retail sale of other goods in specialized stores	2,994	106,213	-	31,928	952
G479	Retail trade not in stores, stalls or markets	21	5,085	49	-	-
XII - SOCCSKSARGEN		7,783	525,923	21,713	20,459	17,098
G451	Sale of motor vehicles	68	96,968	-	633	-
G452	Maintenance and repair of motor vehicles	221	-	-	-	-
G453	Sale of motor vehicle parts and accessories	305	5,639	-	-	110
G454	Sale, maintenance and repair of motorcycles and related parts and accessories	460	3,361	-	371	-
G461	Wholesale on a fee or contract basis	53	2,716	-	12	285
G462	Wholesale of agricultural raw materials and live animals	192	14,876	3,375	333	1,865
G463	Wholesale of food, beverages and tobacco	179	23,555	10,073	96	562
G464	Wholesale of household goods	251	5,242	35	118	473
G465	Wholesale of machinery, equipment and supplies	113	18,525	-	197	-
G466	Other specialized wholesale	130	21,866	7,495	65	-

Table 5.5 Number of Establishments and Other Expense by Type for Wholesale and Retail Trade; Repair of Motor Vehicles and Motorcycles Establishments by Region and Industry Group: Philippines, 2018

(Values are in thousand PhP, except for number of establishments. Details may not add-up to total due to rounding and/or statistical disclosure control.)

Continued

2009 PSIC Code	Region / Industry Description	Number of Establishments	Other Expense			
			Total	Foreign Exchange Losses	Charitable donations and Grants	Bad and Doubtful Debts
		(1)	(2)	(3)	(4)	(5)
G471	Retail sale in non-specialized stores	652	44,109	735	1,850	7,880
G472	Retail sale of food, beverages and tobacco in specialized stores	778	3,677	-	1,564	-
G473	Retail sale of automotive fuel in specialized stores	447	33,874	-	1,164	45
G474	Retail sale of information and communications equipment in specialized stores	834	5,868	-	-	-
G475	Retail sale of other household equipment in specialized stores	1,031	139,170	-	167	4,734
G476	Retail sale of cultural and recreation goods in specialized stores	248	29,814	-	13,429	33
G477	Retail sale of other goods in specialized stores	1,804	75,864	-	461	1,111
G479	Retail trade not in stores, stalls or markets	15	800	-	-	-
	XIII - Caraga	5,390	249,631	18,220	14,927	43,039
G451	Sale of motor vehicles	27	14,084	-	495	-
G452	Maintenance and repair of motor vehicles	80	870	-	30	-
G453	Sale of motor vehicle parts and accessories	138	4,271	-	1,679	-
G454	Sale, maintenance and repair of motorcycles and related parts and accessories	586	6,948	-	118	-
G461	Wholesale on a fee or contract basis	S	S	S	S	S
G462	Wholesale of agricultural raw materials and live animals	158	16,138	-	7,025	6,510
G463	Wholesale of food, beverages and tobacco	100	31,447	9,325	2,297	5,634
G464	Wholesale of household goods	133	1,546	-	326	235
G465	Wholesale of machinery, equipment and supplies	75	13,673	1,073	171	-
G466	Other specialized wholesale	107	13,662	7,821	69	40
G471	Retail sale in non-specialized stores	847	38,834	-	1,639	23,581
G472	Retail sale of food, beverages and tobacco in specialized stores	448	5,589	1	171	-
G473	Retail sale of automotive fuel in specialized stores	253	40,016	-	237	4,570
G474	Retail sale of information and communications equipment in specialized stores	304	374	-	7	-

Table 5.5 Number of Establishments and Other Expense by Type for Wholesale and Retail Trade; Repair of Motor Vehicles and Motorcycles Establishments by Region and Industry Group: Philippines, 2018

(Values are in thousand PhP, except for number of establishments. Details may not add-up to total due to rounding and/or statistical disclosure control.)

Continued

2009 PSIC Code	Region / Industry Description	Number of Establishments	Other Expense			
			Total	Foreign Exchange Losses	Charitable donations and Grants	Bad and Doubtful Debts
		(1)	(2)	(3)	(4)	(5)
G475	Retail sale of other household equipment in specialized stores	475	13,012	-	366	1,737
G476	Retail sale of cultural and recreation goods in specialized stores	140	2,415	-	89	-
G477	Retail sale of other goods in specialized stores	1,508	46,301	-	141	643
G479	Retail trade not in stores, stalls or markets	S	S	S	S	S
	Autonomous Region in Muslim Mindanao	1,984	91,977	929	5,208	1,515
G451	Sale of motor vehicles	11	-	-	-	-
G453	Sale of motor vehicle parts and accessories	106	699	-	-	-
G454	Sale, maintenance and repair of motorcycles and related parts and accessories	144	-	-	-	-
G462	Wholesale of agricultural raw materials and live animals	64	1,969	-	150	1,500
G463	Wholesale of food, beverages and tobacco	51	2,025	929	-	15
G464	Wholesale of household goods	22	-	-	-	-
G465	Wholesale of machinery, equipment and supplies	19	-	-	-	-
G466	Other specialized wholesale	39	-	-	-	-
G471	Retail sale in non-specialized stores	260	38	-	38	-
G472	Retail sale of food, beverages and tobacco in specialized stores	134	-	-	-	-
G473	Retail sale of automotive fuel in specialized stores	91	74,649	-	-	-
G474	Retail sale of information and communications equipment in specialized stores	71	283	-	-	-
G475	Retail sale of other household equipment in specialized stores	60	5,637	-	-	-
G476	Retail sale of cultural and recreation goods in specialized stores	30	-	-	-	-
G477	Retail sale of other goods in specialized stores	871	6,677	-	5,020	-
G479	Retail trade not in stores, stalls or markets	11	-	-	-	-

Table 5.5 Number of Establishments and Other Expense by Type for Wholesale and Retail Trade; Repair of Motor Vehicles and Motorcycles Establishments by Region and Industry Group: Philippines, 2018*(Values are in thousand PhP, except for number of establishments. Details may not add-up to total due to rounding and/or statistical disclosure control.)**Continued*

2009 PSIC Code	Region / Industry Description	Other Expense		
		Loss from Sale of Assets	Loss from sale of Investment Assets and Marketable Securities	Others
		(6)	(7)	(8)
	Philippines	368,371	325,861	33,974,240
G451	Sale of motor vehicles	43,887	8,030	1,287,954
G452	Maintenance and repair of motor vehicles	3,345	50,599	92,612
G453	Sale of motor vehicle parts and accessories	3,980	2,279	318,906
G454	Sale, maintenance and repair of motorcycles and related parts and accessories	8,727	-	974,657
G461	Wholesale on a fee or contract basis	198	19	366,163
G462	Wholesale of agricultural raw materials and live animals	550	5,327	131,584
G463	Wholesale of food, beverages and tobacco	31,813	21,737	7,382,488
G464	Wholesale of household goods	59,039	15,528	5,122,854
G465	Wholesale of machinery, equipment and supplies	66,592	17,796	3,234,766
G466	Other specialized wholesale	18,710	7,206	1,363,331
G469	Non-specialized wholesale trade	147	73	26,485
G471	Retail sale in non-specialized stores	13,611	2,522	2,945,736
G472	Retail sale of food, beverages and tobacco in specialized stores	15,333	241	643,881
G473	Retail sale of automotive fuel in specialized stores	16,516	6,140	721,468
G474	Retail sale of information and communications equipment in specialized stores	5,380	2,813	1,451,932
G475	Retail sale of other household equipment in specialized stores	21,799	3,309	1,963,415
G476	Retail sale of cultural and recreation goods in specialized stores	41	5,239	224,086
G477	Retail sale of other goods in specialized stores	58,705	173,499	5,698,776
G479	Retail trade not in stores, stalls or markets	-	3,506	23,147
	National Capital Region	161,044	240,930	20,339,744
G451	Sale of motor vehicles	20,410	-	490,848
G452	Maintenance and repair of motor vehicles	-	44,842	12,265

Table 5.5 Number of Establishments and Other Expense by Type for Wholesale and Retail Trade; Repair of Motor Vehicles and Motorcycles Establishments by Region and Industry Group: Philippines, 2018

(Values are in thousand PhP, except for number of establishments. Details may not add-up to total due to rounding and/or statistical disclosure control.)

Continued

2009 PSIC Code	Region / Industry Description	Other Expense		
		Loss from Sale of Assets	Loss from sale of Investment Assets and Marketable Securities	Others
		(6)	(7)	(8)
G453	Sale of motor vehicle parts and accessories	3,722	-	169,877
G454	Sale, maintenance and repair of motorcycles and related parts and accessories	-	-	170,475
G461	Wholesale on a fee or contract basis	198	-	297,361
G462	Wholesale of agricultural raw materials and live animals	-	-	26,221
G463	Wholesale of food, beverages and tobacco	25,815	1,909	6,387,725
G464	Wholesale of household goods	55,036	7,227	4,668,852
G465	Wholesale of machinery, equipment and supplies	16,267	11,304	1,755,622
G466	Other specialized wholesale	6,939	6,425	714,221
G469	Non-specialized wholesale trade	147	-	3,049
G471	Retail sale in non-specialized stores	3,896	262	957,118
G472	Retail sale of food, beverages and tobacco in specialized stores	15,224	-	100,842
G473	Retail sale of automotive fuel in specialized stores	-	278	212,540
G474	Retail sale of information and communications equipment in specialized stores	-	-	250,717
G475	Retail sale of other household equipment in specialized stores	1,067	-	559,463
G476	Retail sale of cultural and recreation goods in specialized stores	41	5,239	48,838
G477	Retail sale of other goods in specialized stores	12,282	159,937	3,507,865
G479	Retail trade not in stores, stalls or markets	-	3,506	5,847
	Cordillera Administrative Region	2,791	762	161,483
G451	Sale of motor vehicles	-	-	4,045
G452	Maintenance and repair of motor vehicles	-	-	449
G453	Sale of motor vehicle parts and accessories	-	-	656
G454	Sale, maintenance and repair of motorcycles and related parts and accessories	-	-	7,087
G461	Wholesale on a fee or contract basis	-	-	1,019
G462	Wholesale of agricultural raw materials and live animals	-	-	784

Table 5.5 Number of Establishments and Other Expense by Type for Wholesale and Retail Trade; Repair of Motor Vehicles and Motorcycles Establishments by Region and Industry Group: Philippines, 2018*(Values are in thousand PhP, except for number of establishments. Details may not add-up to total due to rounding and/or statistical disclosure control.)**Continued*

2009 PSIC Code	Region / Industry Description	Other Expense		
		Loss from Sale of Assets	Loss from sale of Investment Assets and Marketable Securities	Others
		(6)	(7)	(8)
G463	Wholesale of food, beverages and tobacco	82	762	5,320
G464	Wholesale of household goods	-	-	9,938
G465	Wholesale of machinery, equipment and supplies	-	-	75
G466	Other specialized wholesale	-	-	13,459
G471	Retail sale in non-specialized stores	-	-	20,054
G472	Retail sale of food, beverages and tobacco in specialized stores	-	-	21,468
G473	Retail sale of automotive fuel in specialized stores	-	-	26,640
G474	Retail sale of information and communications equipment in specialized stores	2,011	-	738
G475	Retail sale of other household equipment in specialized stores	-	-	42,212
G476	Retail sale of cultural and recreation goods in specialized stores	-	-	646
G477	Retail sale of other goods in specialized stores	697	-	6,894
G479	Retail trade not in stores, stalls or markets	-	-	-
I - Ilocos Region		107	4,107	629,287
G451	Sale of motor vehicles	-	-	14,794
G452	Maintenance and repair of motor vehicles	-	-	251
G453	Sale of motor vehicle parts and accessories	-	-	1,181
G454	Sale, maintenance and repair of motorcycles and related parts and accessories	-	-	38,603
G462	Wholesale of agricultural raw materials and live animals	-	-	17,944
G463	Wholesale of food, beverages and tobacco	107	958	50,076
G464	Wholesale of household goods	-	-	7,913
G465	Wholesale of machinery, equipment and supplies	-	-	6,389
G466	Other specialized wholesale	-	68	7,496
G469	Non-specialized wholesale trade	-	-	0
G471	Retail sale in non-specialized stores	-	-	137,670
G472	Retail sale of food, beverages and tobacco in specialized stores	-	-	110,846

Table 5.5 Number of Establishments and Other Expense by Type for Wholesale and Retail Trade; Repair of Motor Vehicles and Motorcycles Establishments by Region and Industry Group: Philippines, 2018

(Values are in thousand PhP, except for number of establishments. Details may not add-up to total due to rounding and/or statistical disclosure control.)

Continued

2009 PSIC Code	Region / Industry Description	Other Expense		
		Loss from Sale of Assets	Loss from sale of Investment Assets and Marketable Securities	Others
		(6)	(7)	(8)
G473	Retail sale of automotive fuel in specialized stores	-	94	79,447
G474	Retail sale of information and communications equipment in specialized stores	-	-	2,046
G475	Retail sale of other household equipment in specialized stores	-	2,987	33,103
G476	Retail sale of cultural and recreation goods in specialized stores	-	-	2,732
G477	Retail sale of other goods in specialized stores	-	-	118,787
G479	Retail trade not in stores, stalls or markets	-	-	8
II - Cagayan Valley		560	5,616	514,072
G451	Sale of motor vehicles	-	-	2,157
G452	Maintenance and repair of motor vehicles	-	-	2,833
G453	Sale of motor vehicle parts and accessories	-	-	26,655
G454	Sale, maintenance and repair of motorcycles and related parts and accessories	-	-	135,720
G462	Wholesale of agricultural raw materials and live animals	15	4,164	9,891
G463	Wholesale of food, beverages and tobacco	150	1,452	12,317
G464	Wholesale of household goods	-	-	43,170
G465	Wholesale of machinery, equipment and supplies	-	-	17,644
G466	Other specialized wholesale	-	-	11,309
G471	Retail sale in non-specialized stores	-	-	10,921
G472	Retail sale of food, beverages and tobacco in specialized stores	-	-	63,254
G473	Retail sale of automotive fuel in specialized stores	-	-	54,721
G474	Retail sale of information and communications equipment in specialized stores	-	-	12,406
G475	Retail sale of other household equipment in specialized stores	-	-	58,839
G476	Retail sale of cultural and recreation goods in specialized stores	-	-	2,201

Table 5.5 Number of Establishments and Other Expense by Type for Wholesale and Retail Trade; Repair of Motor Vehicles and Motorcycles Establishments by Region and Industry Group: Philippines, 2018

(Values are in thousand PhP, except for number of establishments. Details may not add-up to total due to rounding and/or statistical disclosure control.)

Continued

2009 PSIC Code	Region / Industry Description	Other Expense		
		Loss from Sale of Assets	Loss from sale of Investment Assets and Marketable Securities	Others
		(6)	(7)	(8)
G477	Retail sale of other goods in specialized stores	395	-	50,035
G479	Retail trade not in stores, stalls or markets	-	-	-
	III - Central Luzon	2,688	4,266	2,109,106
G451	Sale of motor vehicles	289	-	38,235
G452	Maintenance and repair of motor vehicles	-	-	3,948
G453	Sale of motor vehicle parts and accessories	-	-	1,380
G454	Sale, maintenance and repair of motorcycles and related parts and accessories	-	-	2,122
G461	Wholesale on a fee or contract basis	-	-	30
G462	Wholesale of agricultural raw materials and live animals	41	392	1,828
G463	Wholesale of food, beverages and tobacco	169	2,844	43,166
G464	Wholesale of household goods	-	-	98,466
G465	Wholesale of machinery, equipment and supplies	-	-	7,946
G466	Other specialized wholesale	-	-	28,826
G469	Non-specialized wholesale trade	-	-	-
G471	Retail sale in non-specialized stores	-	-	357,337
G472	Retail sale of food, beverages and tobacco in specialized stores	-	-	8,026
G473	Retail sale of automotive fuel in specialized stores	-	-	29,424
G474	Retail sale of information and communications equipment in specialized stores	-	1,031	1,072,971
G475	Retail sale of other household equipment in specialized stores	1,592	-	144,490
G476	Retail sale of cultural and recreation goods in specialized stores	-	-	5,705
G477	Retail sale of other goods in specialized stores	597	-	265,205
G479	Retail trade not in stores, stalls or markets	-	-	-

Table 5.5 Number of Establishments and Other Expense by Type for Wholesale and Retail Trade; Repair of Motor Vehicles and Motorcycles Establishments by Region and Industry Group: Philippines, 2018

(Values are in thousand PhP, except for number of establishments. Details may not add-up to total due to rounding and/or statistical disclosure control.)

Continued

Continued

2009 PSIC Code	Region / Industry Description	Other Expense		
		Loss from Sale of Assets	Loss from sale of Investment Assets and Marketable Securities	Others
		(6)	(7)	(8)
IVA - CALABARZON		77,182	23,038	2,210,259
G451	Sale of motor vehicles	2,137	8,030	121,125
G452	Maintenance and repair of motor vehicles	-	-	8,049
G453	Sale of motor vehicle parts and accessories	84	453	36,097
G454	Sale, maintenance and repair of motorcycles and related parts and accessories	248	-	314,253
G461	Wholesale on a fee or contract basis	-	19	18,727
G462	Wholesale of agricultural raw materials and live animals	32	312	5,109
G463	Wholesale of food, beverages and tobacco	167	958	63,920
G464	Wholesale of household goods	-	3,062	69,367
G465	Wholesale of machinery, equipment and supplies	32,709	615	293,494
G466	Other specialized wholesale	1	178	160,663
G469	Non-specialized wholesale trade	-	-	97
G471	Retail sale in non-specialized stores	1,628	1,862	590,437
G472	Retail sale of food, beverages and tobacco in specialized stores	25	241	760
G473	Retail sale of automotive fuel in specialized stores	13,714	692	20,100
G474	Retail sale of information and communications equipment in specialized stores	-	-	37,887
G475	Retail sale of other household equipment in specialized stores	14,016	222	174,302
G476	Retail sale of cultural and recreation goods in specialized stores	-	-	6,194
G477	Retail sale of other goods in specialized stores	12,421	6,395	289,577
G479	Retail trade not in stores, stalls or markets	-	-	99
MIMAROPA		4,624	1,521	246,603
G451	Sale of motor vehicles	-	-	1,511
G452	Maintenance and repair of motor vehicles	-	-	310
G453	Sale of motor vehicle parts and accessories	-	-	601

Table 5.5 Number of Establishments and Other Expense by Type for Wholesale and Retail Trade; Repair of Motor Vehicles and Motorcycles Establishments by Region and Industry Group: Philippines, 2018

(Values are in thousand PhP, except for number of establishments. Details may not add-up to total due to rounding and/or statistical disclosure control.)

Continued

2009 PSIC Code	Region / Industry Description	Other Expense		
		Loss from Sale of Assets	Loss from sale of Investment Assets and Marketable Securities	Others
		(6)	(7)	(8)
G454	Sale, maintenance and repair of motorcycles and related parts and accessories	4,454	-	9,740
G461	Wholesale on a fee or contract basis	S	S	S
G462	Wholesale of agricultural raw materials and live animals	1	-	8,398
G463	Wholesale of food, beverages and tobacco	168	1,444	14,354
G464	Wholesale of household goods	-	-	8,102
G465	Wholesale of machinery, equipment and supplies	-	-	1,120
G466	Other specialized wholesale	-	76	9,479
G471	Retail sale in non-specialized stores	-	-	23,487
G472	Retail sale of food, beverages and tobacco in specialized stores	-	-	3,281
G473	Retail sale of automotive fuel in specialized stores	-	-	3,904
G474	Retail sale of information and communications equipment in specialized stores	-	-	1,434
G475	Retail sale of other household equipment in specialized stores	-	-	19,794
G476	Retail sale of cultural and recreation goods in specialized stores	-	-	500
G477	Retail sale of other goods in specialized stores	-	-	140,509
G479	Retail trade not in stores, stalls or markets	S	S	S
	V - Bicol Region	4,838	3,029	420,469
G451	Sale of motor vehicles	-	-	18,389
G452	Maintenance and repair of motor vehicles	-	-	6,738
G453	Sale of motor vehicle parts and accessories	-	-	6,282
G454	Sale, maintenance and repair of motorcycles and related parts and accessories	4,025	-	828
G461	Wholesale on a fee or contract basis	-	-	1,909
G462	Wholesale of agricultural raw materials and live animals	86	-	4,968
G463	Wholesale of food, beverages and tobacco	167	1,611	131,359

Table 5.5 Number of Establishments and Other Expense by Type for Wholesale and Retail Trade; Repair of Motor Vehicles and Motorcycles Establishments by Region and Industry Group: Philippines, 2018

(Values are in thousand PhP, except for number of establishments. Details may not add-up to total due to rounding and/or statistical disclosure control.)

Continued

2009 PSIC Code	Region / Industry Description	Other Expense		
		Loss from Sale of Assets	Loss from sale of Investment Assets and Marketable Securities	Others
		(6)	(7)	(8)
G464	Wholesale of household goods	-	-	19,804
G465	Wholesale of machinery, equipment and supplies	560	-	9,599
G466	Other specialized wholesale	-	-	6,999
G471	Retail sale in non-specialized stores	-	-	27,607
G472	Retail sale of food, beverages and tobacco in specialized stores	-	-	6,302
G473	Retail sale of automotive fuel in specialized stores	-	-	12,629
G474	Retail sale of information and communications equipment in specialized stores	-	1,418	156
G475	Retail sale of other household equipment in specialized stores	-	-	53,969
G476	Retail sale of cultural and recreation goods in specialized stores	-	-	2,126
G477	Retail sale of other goods in specialized stores	-	-	110,803
G479	Retail trade not in stores, stalls or markets	-	-	-
VI - Western Visayas		6,217	5,596	1,248,443
G451	Sale of motor vehicles	-	-	145,963
G452	Maintenance and repair of motor vehicles	-	-	440
G453	Sale of motor vehicle parts and accessories	-	-	35,995
G454	Sale, maintenance and repair of motorcycles and related parts and accessories	-	-	138,680
G461	Wholesale on a fee or contract basis	-	-	701
G462	Wholesale of agricultural raw materials and live animals	24	-	1,609
G463	Wholesale of food, beverages and tobacco	87	842	37,584
G464	Wholesale of household goods	-	-	15,303
G465	Wholesale of machinery, equipment and supplies	-	-	41,634
G466	Other specialized wholesale	-	145	33,884
G471	Retail sale in non-specialized stores	514	-	95,819
G472	Retail sale of food, beverages and tobacco in specialized stores	84	-	149,412

Table 5.5 Number of Establishments and Other Expense by Type for Wholesale and Retail Trade; Repair of Motor Vehicles and Motorcycles Establishments by Region and Industry Group: Philippines, 2018*(Values are in thousand PhP, except for number of establishments. Details may not add-up to total due to rounding and/or statistical disclosure control.)**Continued*

2009 PSIC Code	Region / Industry Description	Other Expense		
		Loss from Sale of Assets	Loss from sale of Investment Assets and Marketable Securities	Others
		(6)	(7)	(8)
G473	Retail sale of automotive fuel in specialized stores	-	-	12,174
G474	Retail sale of information and communications equipment in specialized stores	-	-	30,046
G475	Retail sale of other household equipment in specialized stores	1,203	-	54,515
G476	Retail sale of cultural and recreation goods in specialized stores	-	-	2,112
G477	Retail sale of other goods in specialized stores	4,305	4,609	452,571
G479	Retail trade not in stores, stalls or markets	-	-	-
	VII - Central Visayas	23,043	810	2,480,383
G451	Sale of motor vehicles	-	-	76,449
G452	Maintenance and repair of motor vehicles	3,345	-	46,519
G453	Sale of motor vehicle parts and accessories	-	-	17,397
G454	Sale, maintenance and repair of motorcycles and related parts and accessories	-	-	26,514
G461	Wholesale on a fee or contract basis	-	-	7,386
G462	Wholesale of agricultural raw materials and live animals	182	-	6,880
G463	Wholesale of food, beverages and tobacco	129	544	292,258
G464	Wholesale of household goods	69	-	59,505
G465	Wholesale of machinery, equipment and supplies	6,580	-	932,709
G466	Other specialized wholesale	-	70	42,588
G469	Non-specialized wholesale trade	-	-	148
G471	Retail sale in non-specialized stores	1,247	-	126,137
G472	Retail sale of food, beverages and tobacco in specialized stores	-	-	109,800
G473	Retail sale of automotive fuel in specialized stores	216	95	17,770
G472	Retail sale of food, beverages and tobacco in specialized stores	84	-	149,412
G473	Retail sale of automotive fuel in specialized stores	-	-	12,174

Table 5.5 Number of Establishments and Other Expense by Type for Wholesale and Retail Trade; Repair of Motor Vehicles and Motorcycles Establishments by Region and Industry Group: Philippines, 2018

(Values are in thousand PhP, except for number of establishments. Details may not add-up to total due to rounding and/or statistical disclosure control.)

Continued

2009 PSIC Code	Region / Industry Description	Other Expense		
		Loss from Sale of Assets	Loss from sale of Investment Assets and Marketable Securities	Others
		(6)	(7)	(8)
G476	Retail sale of cultural and recreation goods in specialized stores	-	-	101,014
G477	Retail sale of other goods in specialized stores	4,084	-	335,004
G479	Retail trade not in stores, stalls or markets	-	-	10,982
	VIII - Eastern Visayas	4,473	2,215	248,803
G451	Sale of motor vehicles	-	-	18,936
G452	Maintenance and repair of motor vehicles	-	-	1,153
G453	Sale of motor vehicle parts and accessories	-	-	5,570
G454	Sale, maintenance and repair of motorcycles and related parts and accessories	-	-	1,662
G461	Wholesale on a fee or contract basis	-	-	58
G462	Wholesale of agricultural raw materials and live animals	-	-	16,088
G463	Wholesale of food, beverages and tobacco	2,118	1,292	7,253
G464	Wholesale of household goods	-	-	10,927
G465	Wholesale of machinery, equipment and supplies	-	-	1,079
G466	Other specialized wholesale	-	-	9,332
G471	Retail sale in non-specialized stores	-	-	16,287
G472	Retail sale of food, beverages and tobacco in specialized stores	-	-	1,092
G473	Retail sale of automotive fuel in specialized stores	2,355	923	13,769
G474	Retail sale of information and communications equipment in specialized stores	-	-	20,280
G475	Retail sale of other household equipment in specialized stores	-	-	13,565
G476	Retail sale of cultural and recreation goods in specialized stores	-	-	12,486
G477	Retail sale of other goods in specialized stores	-	-	99,264

Table 5.5 Number of Establishments and Other Expense by Type for Wholesale and Retail Trade; Repair of Motor Vehicles and Motorcycles Establishments by Region and Industry Group: Philippines, 2018

(Values are in thousand PhP, except for number of establishments. Details may not add-up to total due to rounding and/or statistical disclosure control.)

Continued

2009 PSIC Code	Region / Industry Description	Other Expense		
		Loss from Sale of Assets	Loss from sale of Investment Assets and Marketable Securities	Others
		(6)	(7)	(8)
IX - Zamboanga Peninsula		22,859	5,117	203,501
G451	Sale of motor vehicles	-	-	3,299
G452	Maintenance and repair of motor vehicles	-	-	857
G453	Sale of motor vehicle parts and accessories	-	-	2,528
G454	Sale, maintenance and repair of motorcycles and related parts and accessories	-	-	102,787
G461	Wholesale on a fee or contract basis	-	-	373
G462	Wholesale of agricultural raw materials and live animals	132	-	8,488
G463	Wholesale of food, beverages and tobacco	117	1,132	8,193
G464	Wholesale of household goods	-	-	4,183
G465	Wholesale of machinery, equipment and supplies	-	-	6,816
G466	Other specialized wholesale	-	-	13,575
G471	Retail sale in non-specialized stores	6,216	-	9,027
G472	Retail sale of food, beverages and tobacco in specialized stores	-	-	1,779
G473	Retail sale of automotive fuel in specialized stores	-	3,985	13,198
G474	Retail sale of information and communications equipment in specialized stores	-	-	3,205
G475	Retail sale of other household equipment in specialized stores	-	-	21,553
G476	Retail sale of cultural and recreation goods in specialized stores	-	-	815
G477	Retail sale of other goods in specialized stores	16,394	-	2,826
G479	Retail trade not in stores, stalls or markets	-	-	-
X - Northern Mindanao		40,311	8,882	1,105,723
G451	Sale of motor vehicles	21,050	-	215,370
G452	Maintenance and repair of motor vehicles	-	5,757	192
G453	Sale of motor vehicle parts and accessories	-	-	4,446

Table 5.5 Number of Establishments and Other Expense by Type for Wholesale and Retail Trade; Repair of Motor Vehicles and Motorcycles Establishments by Region and Industry Group: Philippines, 2018

(Values are in thousand PhP, except for number of establishments. Details may not add-up to total due to rounding and/or statistical disclosure control.)

Continued

2009 PSIC Code	Region / Industry Description	Other Expense		
		Loss from Sale of Assets	Loss from sale of Investment Assets and Marketable Securities	Others
		(6)	(7)	(8)
G454	Sale, maintenance and repair of motorcycles and related parts and accessories	-	-	3,051
G461	Wholesale on a fee or contract basis	-	-	3,458
G462	Wholesale of agricultural raw materials and live animals	-	-	8,080
G463	Wholesale of food, beverages and tobacco	740	1,067	37,605
G464	Wholesale of household goods	220	-	30,475
G465	Wholesale of machinery, equipment and supplies	-	-	8,108
G466	Other specialized wholesale	11,770	73	188,481
G469	Non-specialized wholesale trade	-	73	23,111
G471	Retail sale in non-specialized stores	95	-	215,161
G472	Retail sale of food, beverages and tobacco in specialized stores	-	-	47,922
G473	Retail sale of automotive fuel in specialized stores	-	73	40,139
G474	Retail sale of information and communications equipment in specialized stores	-	-	3,552
G475	Retail sale of other household equipment in specialized stores	-	-	146,300
G476	Retail sale of cultural and recreation goods in specialized stores	-	-	3,824
G477	Retail sale of other goods in specialized stores	6,436	1,840	126,447
G479	Retail trade not in stores, stalls or markets	-	-	-
XI - Davao Region		14,756	7,296	1,347,497
G451	Sale of motor vehicles	-	-	26,911
G452	Maintenance and repair of motor vehicles	-	-	7,768
G453	Sale of motor vehicle parts and accessories	-	-	3,419
G454	Sale, maintenance and repair of motorcycles and related parts and accessories	-	-	13,314
G461	Wholesale on a fee or contract basis	-	-	32,720
G462	Wholesale of agricultural raw materials and live animals	-	-	3,566
G463	Wholesale of food, beverages and tobacco	104	910	268,964

Table 5.5 Number of Establishments and Other Expense by Type for Wholesale and Retail Trade; Repair of Motor Vehicles and Motorcycles Establishments by Region and Industry Group: Philippines, 2018*(Values are in thousand PhP, except for number of establishments. Details may not add-up to total due to rounding and/or statistical disclosure control.)**Continued*

2009 PSIC Code	Region / Industry Description	Other Expense		
		Loss from Sale of Assets	Loss from sale of Investment Assets and Marketable Securities	Others
		(6)	(7)	(8)
G464	Wholesale of household goods	3,714	5,238	71,246
G465	Wholesale of machinery, equipment and supplies	10,475	50	127,602
G466	Other specialized wholesale	-	-	103,154
G469	Non-specialized wholesale trade	-	-	80
G471	Retail sale in non-specialized stores	-	398	311,430
G472	Retail sale of food, beverages and tobacco in specialized stores	-	-	11,570
G473	Retail sale of automotive fuel in specialized stores	231	-	42,491
G474	Retail sale of information and communications equipment in specialized stores	-	82	1,127
G475	Retail sale of other household equipment in specialized stores	-	-	228,401
G476	Retail sale of cultural and recreation goods in specialized stores	-	-	16,215
G477	Retail sale of other goods in specialized stores	231	619	72,483
G479	Retail trade not in stores, stalls or markets	-	-	5,036
	XII - SOCCSKSARGEN	1,569	9,680	455,403
G451	Sale of motor vehicles	-	-	96,335
G452	Maintenance and repair of motor vehicles	-	-	-
G453	Sale of motor vehicle parts and accessories	-	1,302	4,227
G454	Sale, maintenance and repair of motorcycles and related parts and accessories	-	-	2,990
G461	Wholesale on a fee or contract basis	-	-	2,419
G462	Wholesale of agricultural raw materials and live animals	17	160	9,127
G463	Wholesale of food, beverages and tobacco	1,515	2,308	9,001
G464	Wholesale of household goods	-	-	4,616
G465	Wholesale of machinery, equipment and supplies	-	5,827	12,501
G466	Other specialized wholesale	-	84	14,223
G471	Retail sale in non-specialized stores	15	-	33,628

Table 5.5 Number of Establishments and Other Expense by Type for Wholesale and Retail Trade; Repair of Motor Vehicles and Motorcycles Establishments by Region and Industry Group: Philippines, 2018*(Values are in thousand PhP, except for number of establishments. Details may not add-up to total due to rounding and/or statistical disclosure control.)**Continued*

2009 PSIC Code	Region / Industry Description	Other Expense		
		Loss from Sale of Assets	Loss from sale of Investment Assets and Marketable Securities	Others
		(6)	(7)	(8)
G472	Retail sale of food, beverages and tobacco in specialized stores	-	-	2,112
G473	Retail sale of automotive fuel in specialized stores	-	-	32,666
G474	Retail sale of information and communications equipment in specialized stores	-	-	5,868
G475	Retail sale of other household equipment in specialized stores	23	-	134,246
G476	Retail sale of cultural and recreation goods in specialized stores	-	-	16,351
G477	Retail sale of other goods in specialized stores	-	-	74,292
G479	Retail trade not in stores, stalls or markets	-	-	800
	XIII - Caraga	158	1,609	171,679
G451	Sale of motor vehicles	-	-	13,589
G452	Maintenance and repair of motor vehicles	-	-	840
G453	Sale of motor vehicle parts and accessories	-	-	2,592
G454	Sale, maintenance and repair of motorcycles and related parts and accessories	-	-	6,830
G461	Wholesale on a fee or contract basis	S	S	S
G462	Wholesale of agricultural raw materials and live animals	-	-	2,603
G463	Wholesale of food, beverages and tobacco	158	1,522	12,512
G464	Wholesale of household goods	-	-	986
G465	Wholesale of machinery, equipment and supplies	-	-	12,428
G466	Other specialized wholesale	-	87	5,644
G471	Retail sale in non-specialized stores	-	-	13,614
G472	Retail sale of food, beverages and tobacco in specialized stores	-	-	5,417
G473	Retail sale of automotive fuel in specialized stores	-	-	35,209
G474	Retail sale of information and communications equipment in specialized stores	-	-	367

Table 5.5 Number of Establishments and Other Expense by Type for Wholesale and Retail Trade; Repair of Motor Vehicles and Motorcycles Establishments by Region and Industry Group: Philippines, 2018

(Values are in thousand PhP, except for number of establishments. Details may not add-up to total due to rounding and/or statistical disclosure control.)

2009 PSIC Code	Region / Industry Description	Other Expense		
		Loss from Sale of Assets	Loss from sale of Investment Assets and Marketable Securities	Others
		(6)	(7)	(8)
G475	Retail sale of other household equipment in specialized stores	-	-	10,909
G476	Retail sale of cultural and recreation goods in specialized stores	-	-	2,326
G477	Retail sale of other goods in specialized stores	-	-	45,518
G479	Retail trade not in stores, stalls or markets	S	S	S
	Autonomous Region in Muslim Mindanao	1,153	1,387	81,786
G451	Sale of motor vehicles	-	-	-
G453	Sale of motor vehicle parts and accessories	175	524	-
G454	Sale, maintenance and repair of motorcycles and related parts and accessories	-	-	-
G462	Wholesale of agricultural raw materials and live animals	20	299	-
G463	Wholesale of food, beverages and tobacco	19	181	881
G464	Wholesale of household goods	-	-	-
G465	Wholesale of machinery, equipment and supplies	-	-	-
G466	Other specialized wholesale	-	-	-
G471	Retail sale in non-specialized stores	-	-	-
G472	Retail sale of food, beverages and tobacco in specialized stores	-	-	-
G473	Retail sale of automotive fuel in specialized stores	-	-	74,649
G474	Retail sale of information and communications equipment in specialized stores	-	283	-
G475	Retail sale of other household equipment in specialized stores	76	-	5,561
G476	Retail sale of cultural and recreation goods in specialized stores	-	-	-
G477	Retail sale of other goods in specialized stores	864	99	695
G479	Retail trade not in stores, stalls or markets	-	-	-

Note: "-" – Zero Value

S – Suppressed Data

Source: Philippine Statistics Authority, 2018 Census of Philippine Business and Industry

Table 6 Number of Establishments and Capital Expenditures by Type of Tangible Fixed Assets for Wholesale and Retail Trade; Repair of Motor Vehicles and Motorcycles Establishments by Region and Industry Group: Philippines, 2018

(Values are in thousand PhP, except for number of establishments. Details may not add-up to total due to rounding and/or statistical disclosure control.)

2009 PSIC Code	Region / Industry Description	Number of Establishments	Capital Expenditures of Tangible Fixed Assets			
			Total	Land	Buildings, Other Structures and Land Improvements	Transport Equipment
		(1)	(2)	(3)	(4)	(5)
	Philippines	137,674	127,756,759	27,218,887	57,456,814	12,763,908
G451	Sale of motor vehicles	1,595	3,793,030	167,829	2,003,049	1,193,158
G452	Maintenance and repair of motor vehicles	2,991	825,404	36,416	324,500	148,208
G453	Sale of motor vehicle parts and accessories	4,837	3,679,454	1,017,182	1,626,761	352,391
G454	Sale, maintenance and repair of motorcycles and related parts and accessories	8,501	467,134	74,896	195,107	111,538
G461	Wholesale on a fee or contract basis	518	230,593	19,887	77,863	55,966
G462	Wholesale of agricultural raw materials and live animals	2,430	2,460,442	710,945	719,653	517,912
G463	Wholesale of food, beverages and tobacco	3,508	6,030,300	1,583,419	2,070,038	924,376
G464	Wholesale of household goods	6,370	4,825,076	214,628	1,954,361	1,136,594
G465	Wholesale of machinery, equipment and supplies	2,810	4,653,278	31,656	1,163,718	1,781,247
G466	Other specialized wholesale	4,173	7,458,022	572,355	2,470,606	819,504
G469	Non-specialized wholesale trade	93	94,093	49,086	15,164	16,086
G471	Retail sale in non-specialized stores	13,478	10,745,787	1,011,056	5,849,859	499,894
G472	Retail sale of food, beverages and tobacco in specialized stores	11,793	32,941,869	1,630,301	23,512,585	172,464
G473	Retail sale of automotive fuel in specialized stores	7,074	4,514,369	1,488,772	1,154,385	432,383
G474	Retail sale of information and communications equipment in specialized stores	6,782	1,064,294	330,576	397,668	250,439
G475	Retail sale of other household equipment in specialized stores	17,389	9,939,744	1,584,275	3,212,068	2,808,021
G476	Retail sale of cultural and recreation goods in specialized stores	3,374	430,879	20,459	230,446	37,129
G477	Retail sale of other goods in specialized stores	39,585	33,553,717	16,674,750	10,470,489	1,468,710
G479	Retail trade not in stores, stalls or markets	373	49,275	400	8,494	37,888
	National Capital Region	21,366	38,033,940	10,765,457	13,271,785	3,352,788
G451	Sale of motor vehicles	279	1,499,114	7,206	979,485	294,227
G452	Maintenance and repair of motor vehicles	387	105,839	-	41,095	38,392

Continued

Table 6 Number of Establishments and Capital Expenditures by Type of Tangible Fixed Assets for Wholesale and Retail Trade; Repair of Motor Vehicles and Motorcycles Establishments by Region and Industry Group: Philippines, 2018

(Values are in thousand PhP, except for number of establishments. Details may not add-up to total due to rounding and/or statistical disclosure control.)

Continued						
2009 PSIC Code	Region / Industry Description	Number of Establishments	Capital Expenditures of Tangible Fixed Assets			
			Total	Land	Buildings, Other Structures and Land Improvements	Transport Equipment
		(1)	(2)	(3)	(4)	(5)
G453	Sale of motor vehicle parts and accessories	688	1,657,319	339,944	901,334	57,346
G454	Sale, maintenance and repair of motorcycles and related parts and accessories	556	51,687	7,508	28,655	4,169
G461	Wholesale on a fee or contract basis	170	106,046	7,498	41,465	29,868
G462	Wholesale of agricultural raw materials and live animals	217	533,218	-	21,880	176,899
G463	Wholesale of food, beverages and tobacco	563	1,720,234	597,447	599,955	166,043
G464	Wholesale of household goods	2,144	2,954,801	84,467	801,633	904,560
G465	Wholesale of machinery, equipment and supplies	1,189	3,036,333	8,541	1,016,470	548,118
G466	Other specialized wholesale	1,043	4,577,370	215,627	1,823,123	395,862
G469	Non-specialized wholesale trade	28	1,030	-	-	-
G471	Retail sale in non-specialized stores	1,344	2,589,556	56,122	1,506,881	58,669
G472	Retail sale of food, beverages and tobacco in specialized stores	941	1,120,578	40,984	713,973	13,359
G473	Retail sale of automotive fuel in specialized stores	619	1,168,217	97,594	458,958	55,696
G474	Retail sale of information and communications equipment in specialized stores	770	346,493	5,622	108,678	194,157
G475	Retail sale of other household equipment in specialized stores	2,746	846,765	90,985	448,771	87,448
G476	Retail sale of cultural and recreation goods in specialized stores	539	131,861	-	62,268	26,500
G477	Retail sale of other goods in specialized stores	7,048	15,584,891	9,205,912	3,715,618	301,308
G479	Retail trade not in stores, stalls or markets	96	2,590	-	1,544	167
	Cordillera Administrative Region	4,683	488,538	97,783	96,134	161,140
G451	Sale of motor vehicles	37	2,426	-	-	2,426
G452	Maintenance and repair of motor vehicles	130	8,394	-	8,394	-
G453	Sale of motor vehicle parts and accessories	188	-	-	-	-
G454	Sale, maintenance and repair of motorcycles and related parts and accessories	293	21,530	-	-	19,847
G461	Wholesale on a fee or contract basis	12	15,063	-	-	3,233

Table 6 Number of Establishments and Capital Expenditures by Type of Tangible Fixed Assets for Wholesale and Retail Trade; Repair of Motor Vehicles and Motorcycles Establishments by Region and Industry Group: Philippines, 2018

(Values are in thousand PhP, except for number of establishments. Details may not add-up to total due to rounding and/or statistical disclosure control.)

Continued						
2009 PSIC Code	Region / Industry Description	Number of Establishments	Capital Expenditures of Tangible Fixed Assets			
			Total	Land	Buildings, Other Structures and Land Improvements	Transport Equipment
		(1)	(2)	(3)	(4)	(5)
G462	Wholesale of agricultural raw materials and live animals	74	17,481	-	3,918	8,457
G463	Wholesale of food, beverages and tobacco	126	8,786	-	-	8,786
G464	Wholesale of household goods	144	1,683	-	541	842
G465	Wholesale of machinery, equipment and supplies	41	3,306	-	-	-
G466	Other specialized wholesale	97	108,456	91,912	5,515	-
G471	Retail sale in non-specialized stores	376	150,878	5,000	49,621	81,842
G472	Retail sale of food, beverages and tobacco in specialized stores	391	-	-	-	-
G473	Retail sale of automotive fuel in specialized stores	346	97,675	871	24,872	8,453
G474	Retail sale of information and communications equipment in specialized stores	312	-	-	-	-
G475	Retail sale of other household equipment in specialized stores	820	36,166	-	3,274	10,561
G476	Retail sale of cultural and recreation goods in specialized stores	110	-	-	-	-
G477	Retail sale of other goods in specialized stores	1,161	-	-	-	-
G479	Retail trade not in stores, stalls or markets	24	16,693	-	-	16,693
I - Ilocos Region		5,820	1,836,281	114,501	887,055	286,038
G451	Sale of motor vehicles	72	41,204	-	8,687	24,195
G452	Maintenance and repair of motor vehicles	159	18,043	11,888	5,941	-
G453	Sale of motor vehicle parts and accessories	354	90,485	35,483	44,383	5,241
G454	Sale, maintenance and repair of motorcycles and related parts and accessories	285	3,925	-	-	3,925
G462	Wholesale of agricultural raw materials and live animals	91	163	-	163	-
G463	Wholesale of food, beverages and tobacco	157	185,639	4,024	15,680	82,288
G464	Wholesale of household goods	273	21,852	-	4,430	7,526
G465	Wholesale of machinery, equipment and supplies	108	7,519	1,787	413	3,899
G466	Other specialized wholesale	244	17,528	-	5,907	1,921

Table 6 Number of Establishments and Capital Expenditures by Type of Tangible Fixed Assets for Wholesale and Retail Trade; Repair of Motor Vehicles and Motorcycles Establishments by Region and Industry Group: Philippines, 2018

(Values are in thousand PhP, except for number of establishments. Details may not add-up to total due to rounding and/or statistical disclosure control.)

Continued						
2009 PSIC Code	Region / Industry Description	Number of Establishments	Capital Expenditures of Tangible Fixed Assets			
			Total	Land	Buildings, Other Structures and Land Improvements	Transport Equipment
		(1)	(2)	(3)	(4)	(5)
G469	Non-specialized wholesale trade	5	-	-	-	-
G471	Retail sale in non-specialized stores	793	391,158	7,990	312,517	42,381
G472	Retail sale of food, beverages and tobacco in specialized stores	525	439,725	19,426	281,728	1,706
G473	Retail sale of automotive fuel in specialized stores	294	60,874	-	33,847	1,956
G474	Retail sale of information and communications equipment in specialized stores	350	-	-	-	-
G475	Retail sale of other household equipment in specialized stores	815	376,731	33,903	158,194	104,513
G476	Retail sale of cultural and recreation goods in specialized stores	110	8,868	-	2,376	-
G477	Retail sale of other goods in specialized stores	1,173	172,565	-	12,788	6,486
G479	Retail trade not in stores, stalls or markets	10	-	-	-	-
	II - Cagayan Valley	5,470	9,335,070	2,299,390	2,804,091	2,361,000
G451	Sale of motor vehicles	68	68,985	2,300	25,084	25,650
G452	Maintenance and repair of motor vehicles	152	8,631	-	-	-
G453	Sale of motor vehicle parts and accessories	261	97,313	9,958	29,701	27,184
G454	Sale, maintenance and repair of motorcycles and related parts and accessories	365	584	-	-	-
G462	Wholesale of agricultural raw materials and live animals	162	1,339,920	641,613	441,862	171,285
G463	Wholesale of food, beverages and tobacco	87	568,679	154,380	67,861	237,586
G464	Wholesale of household goods	305	72,916	-	69,099	1,880
G465	Wholesale of machinery, equipment and supplies	69	6,423	-	3,697	813
G466	Other specialized wholesale	183	26,396	2,000	-	19,701
G471	Retail sale in non-specialized stores	337	516,353	200,715	153,458	44,382
G472	Retail sale of food, beverages and tobacco in specialized stores	669	86,234	71,563	6,390	4,290
G473	Retail sale of automotive fuel in specialized stores	358	17,168	1,455	14,734	-
G474	Retail sale of information and communications equipment in specialized stores	390	3,231	327	490	957

Table 6 Number of Establishments and Capital Expenditures by Type of Tangible Fixed Assets for Wholesale and Retail Trade; Repair of Motor Vehicles and Motorcycles Establishments by Region and Industry Group: Philippines, 2018

(Values are in thousand PhP, except for number of establishments. Details may not add-up to total due to rounding and/or statistical disclosure control.)

Continued						
2009 PSIC Code	Region / Industry Description	Number of Establishments	Capital Expenditures of Tangible Fixed Assets			
			Total	Land	Buildings, Other Structures and Land Improvements	Transport Equipment
		(1)	(2)	(3)	(4)	(5)
G475	Retail sale of other household equipment in specialized stores	705	5,899,422	1,039,095	1,614,824	1,822,002
G476	Retail sale of cultural and recreation goods in specialized stores	199	42,781	18,083	20,025	-
G477	Retail sale of other goods in specialized stores	1,151	580,035	157,900	356,866	5,269
G479	Retail trade not in stores, stalls or markets	9	-	-	-	-
III - Central Luzon		10,554	4,755,014	691,977	2,051,983	668,990
G451	Sale of motor vehicles	176	186,187	38,598	104,600	23,634
G452	Maintenance and repair of motor vehicles	233	69,033	11,067	6,281	1,867
G453	Sale of motor vehicle parts and accessories	331	715,916	402,558	249,008	28,948
G454	Sale, maintenance and repair of motorcycles and related parts and accessories	502	2,439	-	2	60
G461	Wholesale on a fee or contract basis	15	22,707	12,359	10,037	-
G462	Wholesale of agricultural raw materials and live animals	222	13,443	-	1,253	3,489
G463	Wholesale of food, beverages and tobacco	273	261,999	39,414	83,572	80,414
G464	Wholesale of household goods	466	233,121	79,165	13,474	51,548
G465	Wholesale of machinery, equipment and supplies	161	6,103	712	-	1,146
G466	Other specialized wholesale	362	390,539	17,623	199,591	42,686
G469	Non-specialized wholesale trade	5	23,062	9,000	11,784	188
G471	Retail sale in non-specialized stores	1,222	1,025,132	7,866	476,390	75,375
G472	Retail sale of food, beverages and tobacco in specialized stores	650	4,853	2,000	1,667	585
G473	Retail sale of automotive fuel in specialized stores	671	230,367	-	50,826	26,461
G474	Retail sale of information and communications equipment in specialized stores	183	336	-	-	-
G475	Retail sale of other household equipment in specialized stores	1,435	369,855	57,267	185,417	69,500
G476	Retail sale of cultural and recreation goods in specialized stores	259	107,013	544	84,502	2,482

Table 6 Number of Establishments and Capital Expenditures by Type of Tangible Fixed Assets for Wholesale and Retail Trade; Repair of Motor Vehicles and Motorcycles Establishments by Region and Industry Group: Philippines, 2018

(Values are in thousand PhP, except for number of establishments. Details may not add-up to total due to rounding and/or statistical disclosure control.)

Continued						
2009 PSIC Code	Region / Industry Description	Number of Establishments	Capital Expenditures of Tangible Fixed Assets			
			Total	Land	Buildings, Other Structures and Land Improvements	Transport Equipment
		(1)	(2)	(3)	(4)	(5)
G477	Retail sale of other goods in specialized stores	3,376	1,092,912	13,805	573,580	260,607
G479	Retail trade not in stores, stalls or markets	12	-	-	-	-
IVA - CALABARZON		12,537	8,609,989	687,194	4,984,188	1,243,789
G451	Sale of motor vehicles	105	377,960	13,465	161,853	176,653
G452	Maintenance and repair of motor vehicles	254	206,351	-	124,479	46,401
G453	Sale of motor vehicle parts and accessories	463	84,950	43,985	2,692	33,322
G454	Sale, maintenance and repair of motorcycles and related parts and accessories	665	68,811	19,734	42,827	1,052
G461	Wholesale on a fee or contract basis	48	36,268	-	13,960	6,011
G462	Wholesale of agricultural raw materials and live animals	120	23,193	-	1,850	20,980
G463	Wholesale of food, beverages and tobacco	292	593,766	25,273	389,586	14,807
G464	Wholesale of household goods	349	236,488	-	161,553	38,244
G465	Wholesale of machinery, equipment and supplies	154	801,219	1,129	20,572	735,455
G466	Other specialized wholesale	356	342,867	1,840	37,944	107,713
G469	Non-specialized wholesale trade	9	-	-	-	-
G471	Retail sale in non-specialized stores	1,855	982,622	-	581,462	13,482
G472	Retail sale of food, beverages and tobacco in specialized stores	1,477	1,134	-	1,134	-
G473	Retail sale of automotive fuel in specialized stores	788	528,861	381,790	33,118	14,330
G474	Retail sale of information and communications equipment in specialized stores	341	905	-	905	-
G475	Retail sale of other household equipment in specialized stores	2,207	310,872	68,834	214,688	4,107
G476	Retail sale of cultural and recreation goods in specialized stores	317	22,700	-	14,428	-
G477	Retail sale of other goods in specialized stores	2,698	3,991,021	131,146	3,181,137	31,233
G479	Retail trade not in stores, stalls or markets	38	-	-	-	-

Table 6 Number of Establishments and Capital Expenditures by Type of Tangible Fixed Assets for Wholesale and Retail Trade; Repair of Motor Vehicles and Motorcycles Establishments by Region and Industry Group: Philippines, 2018

(Values are in thousand PhP, except for number of establishments. Details may not add-up to total due to rounding and/or statistical disclosure control.)

Continued						
2009 PSIC Code	Region / Industry Description	Number of Establishments	Capital Expenditures of Tangible Fixed Assets			
			Total	Land	Buildings, Other Structures and Land Improvements	Transport Equipment
		(1)	(2)	(3)	(4)	(5)
MIMAROPA		4,931	1,552,483	57,963	629,290	298,264
G451	Sale of motor vehicles	16	24,268	9,868	3,100	3,300
G452	Maintenance and repair of motor vehicles	102	4,038	-	914	-
G453	Sale of motor vehicle parts and accessories	195	-	-	-	-
G454	Sale, maintenance and repair of motorcycles and related parts and accessories	609	4,338	-	1,043	752
G461	Wholesale on a fee or contract basis	S	S	S	S	S
G462	Wholesale of agricultural raw materials and live animals	121	24,271	-	189	1,371
G463	Wholesale of food, beverages and tobacco	123	21,123	-	119	3,599
G464	Wholesale of household goods	202	3,360	-	-	2,910
G465	Wholesale of machinery, equipment and supplies	77	2,410	1,129	-	1,067
G466	Other specialized wholesale	111	134,713	44,116	3,501	1,580
G471	Retail sale in non-specialized stores	422	172,194	2,500	116,335	7,177
G472	Retail sale of food, beverages and tobacco in specialized stores	296	11,376	350	350	700
G473	Retail sale of automotive fuel in specialized stores	307	1,483	-	-	1,382
G474	Retail sale of information and communications equipment in specialized stores	289	1,760	-	-	-
G475	Retail sale of other household equipment in specialized stores	631	75,716	-	15,212	33,903
G476	Retail sale of cultural and recreation goods in specialized stores	105	286	-	-	-
G477	Retail sale of other goods in specialized stores	1,313	1,066,929	-	488,527	240,524
G479	Retail trade not in stores, stalls or markets	S	S	S	S	S
V - Bicol Region		5,944	778,923	102,676	326,258	135,036
G451	Sale of motor vehicles	38	35,384	-	26,157	8,575
G452	Maintenance and repair of motor vehicles	185	30,885	-	-	-
G453	Sale of motor vehicle parts and accessories	195	209	-	-	-

Table 6 Number of Establishments and Capital Expenditures by Type of Tangible Fixed Assets for Wholesale and Retail Trade; Repair of Motor Vehicles and Motorcycles Establishments by Region and Industry Group: Philippines, 2018

(Values are in thousand PhP, except for number of establishments. Details may not add-up to total due to rounding and/or statistical disclosure control.)

Continued						
2009 PSIC Code	Region / Industry Description	Number of Establishments	Capital Expenditures of Tangible Fixed Assets			
			Total	Land	Buildings, Other Structures and Land Improvements	Transport Equipment
		(1)	(2)	(3)	(4)	(5)
G454	Sale, maintenance and repair of motorcycles and related parts and accessories	331	45,768	13,156	28,551	701
G461	Wholesale on a fee or contract basis	27	3,816	-	2,160	-
G462	Wholesale of agricultural raw materials and live animals	111	128,674	5,164	116,677	6,833
G463	Wholesale of food, beverages and tobacco	227	72,543	-	3,501	21,872
G464	Wholesale of household goods	282	31,419	-	20,965	842
G465	Wholesale of machinery, equipment and supplies	139	21,935	3,877	268	16,242
G466	Other specialized wholesale	137	63,050	666	17,997	29,116
G471	Retail sale in non-specialized stores	481	114,646	15,614	27,136	14,526
G472	Retail sale of food, beverages and tobacco in specialized stores	602	-	-	-	-
G473	Retail sale of automotive fuel in specialized stores	333	57,343	39,858	1,480	7,755
G474	Retail sale of information and communications equipment in specialized stores	173	-	-	-	-
G475	Retail sale of other household equipment in specialized stores	810	83,476	10,006	30,681	28,518
G476	Retail sale of cultural and recreation goods in specialized stores	136	-	-	-	-
G477	Retail sale of other goods in specialized stores	1,719	89,773	14,336	50,683	55
G479	Retail trade not in stores, stalls or markets	17	-	-	-	-
VI - Western Visayas		9,405	6,734,480	827,327	4,280,336	203,274
G451	Sale of motor vehicles	121	112,812	-	50,130	45,399
G452	Maintenance and repair of motor vehicles	193	35,462	-	35,462	-
G453	Sale of motor vehicle parts and accessories	216	8,207	-	2,237	3,264
G454	Sale, maintenance and repair of motorcycles and related parts and accessories	910	1,077	-	-	238
G461	Wholesale on a fee or contract basis	21	716	-	-	355
G462	Wholesale of agricultural raw materials and live animals	148	7,246	-	1,405	2,225
G463	Wholesale of food, beverages and tobacco	227	603,102	485,318	77,312	28,417

Table 6 Number of Establishments and Capital Expenditures by Type of Tangible Fixed Assets for Wholesale and Retail Trade; Repair of Motor Vehicles and Motorcycles Establishments by Region and Industry Group: Philippines, 2018

(Values are in thousand PhP, except for number of establishments. Details may not add-up to total due to rounding and/or statistical disclosure control.)

Continued						
2009 PSIC Code	Region / Industry Description	Number of Establishments	Capital Expenditures of Tangible Fixed Assets			
			Total	Land	Buildings, Other Structures and Land Improvements	Transport Equipment
		(1)	(2)	(3)	(4)	(5)
G464	Wholesale of household goods	350	674,750	8,166	615,436	32,158
G465	Wholesale of machinery, equipment and supplies	79	17,544	929	69	10,280
G466	Other specialized wholesale	207	639,247	83,366	295,499	13,621
G471	Retail sale in non-specialized stores	933	507,273	62,771	284,249	18,082
G472	Retail sale of food, beverages and tobacco in specialized stores	671	3,850,676	180,258	2,769,690	14,016
G473	Retail sale of automotive fuel in specialized stores	426	63,829	-	33,732	4,945
G474	Retail sale of information and communications equipment in specialized stores	517	24,626	2,115	17,908	580
G475	Retail sale of other household equipment in specialized stores	1,109	100,480	3,913	57,794	20,477
G476	Retail sale of cultural and recreation goods in specialized stores	274	8,648	-	2,154	-
G477	Retail sale of other goods in specialized stores	2,965	78,785	490	37,258	9,218
G479	Retail trade not in stores, stalls or markets	38	-	-	-	-
VII - Central Visayas		11,642	8,099,721	2,339,274	3,350,806	1,175,582
G451	Sale of motor vehicles	206	451,637	6,788	317,400	94,296
G452	Maintenance and repair of motor vehicles	272	3,038	-	-	1,070
G453	Sale of motor vehicle parts and accessories	408	143,136	21,421	45,632	34,283
G454	Sale, maintenance and repair of motorcycles and related parts and accessories	486	70,774	-	2,067	43,196
G461	Wholesale on a fee or contract basis	38	1,916	30	60	1,818
G462	Wholesale of agricultural raw materials and live animals	118	112,907	19,420	81,224	4,204
G463	Wholesale of food, beverages and tobacco	233	130,541	21,629	14,315	47,006
G464	Wholesale of household goods	494	200,226	-	122,134	11,643
G465	Wholesale of machinery, equipment and supplies	216	227,951	1,721	13,218	179,336
G466	Other specialized wholesale	362	244,871	14,653	7,641	109,763
G469	Non-specialized wholesale trade	8	174	-	-	-
G471	Retail sale in non-specialized stores	1,032	1,190,511	287,107	596,123	37,548

Table 6 Number of Establishments and Capital Expenditures by Type of Tangible Fixed Assets for Wholesale and Retail Trade; Repair of Motor Vehicles and Motorcycles Establishments by Region and Industry Group: Philippines, 2018

(Values are in thousand PhP, except for number of establishments. Details may not add-up to total due to rounding and/or statistical disclosure control.)

Continued						
2009 PSIC Code	Region / Industry Description	Number of Establishments	Capital Expenditures of Tangible Fixed Assets			
			Total	Land	Buildings, Other Structures and Land Improvements	Transport Equipment
		(1)	(2)	(3)	(4)	(5)
G472	Retail sale of food, beverages and tobacco in specialized stores	1,386	537,429	59,509	454,799	356
G473	Retail sale of automotive fuel in specialized stores	419	380,000	255,681	56,115	3,399
G474	Retail sale of information and communications equipment in specialized stores	461	629,459	322,512	260,779	38,256
G475	Retail sale of other household equipment in specialized stores	1,676	587,014	111,164	144,505	251,998
G476	Retail sale of cultural and recreation goods in specialized stores	217	8,294	-	4,938	-
G477	Retail sale of other goods in specialized stores	3,571	3,179,682	1,217,640	1,229,856	317,407
G479	Retail trade not in stores, stalls or markets	41	158	-	-	-
VIII - Eastern Visayas		6,429	955,220	395,936	194,509	132,442
G451	Sale of motor vehicles	70	62,720	8,641	47,750	1,327
G452	Maintenance and repair of motor vehicles	147	4,948	-	-	-
G453	Sale of motor vehicle parts and accessories	221	142	-	-	142
G454	Sale, maintenance and repair of motorcycles and related parts and accessories	352	22,102	6,353	13,788	339
G461	Wholesale on a fee or contract basis	9	-	-	-	-
G462	Wholesale of agricultural raw materials and live animals	123	3,238	-	200	1,851
G463	Wholesale of food, beverages and tobacco	182	47,523	5,192	910	33,210
G464	Wholesale of household goods	213	11,420	2,245	4,913	977
G465	Wholesale of machinery, equipment and supplies	82	2,497	453	343	1,171
G466	Other specialized wholesale	171	49,686	-	444	19,150
G471	Retail sale in non-specialized stores	448	81,428	-	62,744	675
G472	Retail sale of food, beverages and tobacco in specialized stores	827	908	-	-	877
G473	Retail sale of automotive fuel in specialized stores	402	588,027	356,337	42,344	57,395
G474	Retail sale of information and communications equipment in specialized stores	394	-	-	-	-

Table 6 Number of Establishments and Capital Expenditures by Type of Tangible Fixed Assets for Wholesale and Retail Trade; Repair of Motor Vehicles and Motorcycles Establishments by Region and Industry Group: Philippines, 2018

(Values are in thousand PhP, except for number of establishments. Details may not add-up to total due to rounding and/or statistical disclosure control.)

Continued						
2009 PSIC Code	Region / Industry Description	Number of Establishments	Capital Expenditures of Tangible Fixed Assets			
			Total	Land	Buildings, Other Structures and Land Improvements	Transport Equipment
		(1)	(2)	(3)	(4)	(5)
G475	Retail sale of other household equipment in specialized stores	896	25,154	14,825	2,478	6,324
G476	Retail sale of cultural and recreation goods in specialized stores	249	6,928	-	-	6,812
G477	Retail sale of other goods in specialized stores	1,643	48,499	1,890	18,596	2,193
IX - Zamboanga Peninsula		7,248	12,075,245	579,707	8,555,230	163,361
G451	Sale of motor vehicles	84	1,501	-	-	1,072
G452	Maintenance and repair of motor vehicles	76	23,977	-	9,521	927
G453	Sale of motor vehicle parts and accessories	138	-	-	-	-
G454	Sale, maintenance and repair of motorcycles and related parts and accessories	646	32,141	-	5,375	17,313
G461	Wholesale on a fee or contract basis	32	-	-	-	-
G462	Wholesale of agricultural raw materials and live animals	228	1,062	-	-	1,062
G463	Wholesale of food, beverages and tobacco	243	338,861	13,661	209,906	45,521
G464	Wholesale of household goods	158	12,413	-	756	8,458
G465	Wholesale of machinery, equipment and supplies	98	2,008	941	-	889
G466	Other specialized wholesale	195	15,092	-	613	14,479
G471	Retail sale in non-specialized stores	913	46,876	18,797	6,603	225
G472	Retail sale of food, beverages and tobacco in specialized stores	662	11,530,102	540,775	8,309,071	42,048
G473	Retail sale of automotive fuel in specialized stores	359	10,337	-	5,121	2,755
G474	Retail sale of information and communications equipment in specialized stores	267	-	-	-	-
G475	Retail sale of other household equipment in specialized stores	765	45,280	5,533	7,965	20,276
G476	Retail sale of cultural and recreation goods in specialized stores	113	-	-	-	-
G477	Retail sale of other goods in specialized stores	2,263	15,594	-	299	8,337
G479	Retail trade not in stores, stalls or markets	9	-	-	-	-

Table 6 Number of Establishments and Capital Expenditures by Type of Tangible Fixed Assets for Wholesale and Retail Trade; Repair of Motor Vehicles and Motorcycles Establishments by Region and Industry Group: Philippines, 2018

(Values are in thousand PhP, except for number of establishments. Details may not add-up to total due to rounding and/or statistical disclosure control.)

Continued						
2009 PSIC Code	Region / Industry Description	Number of Establishments	Capital Expenditures of Tangible Fixed Assets			
			Total	Land	Buildings, Other Structures and Land Improvements	Transport Equipment
		(1)	(2)	(3)	(4)	(5)
X - Northern Mindanao		8,063	9,519,908	1,060,137	4,571,366	1,374,121
G451	Sale of motor vehicles	101	774,246	50,700	183,315	478,990
G452	Maintenance and repair of motor vehicles	176	152,457	4,500	31,903	56,458
G453	Sale of motor vehicle parts and accessories	274	212,695	1,776	84,451	84,503
G454	Sale, maintenance and repair of motorcycles and related parts and accessories	732	82,918	24,262	39,897	8,260
G461	Wholesale on a fee or contract basis	15	10,669	-	5,240	-
G462	Wholesale of agricultural raw materials and live animals	123	19,821	-	-	-
G463	Wholesale of food, beverages and tobacco	208	327,922	47,765	148,504	28,682
G464	Wholesale of household goods	253	204,529	27,054	60,046	43,569
G465	Wholesale of machinery, equipment and supplies	107	7,504	1,911	252	1,554
G466	Other specialized wholesale	162	286,088	40,444	31,959	26,680
G469	Non-specialized wholesale trade	30	69,828	40,086	3,380	15,898
G471	Retail sale in non-specialized stores	935	1,048,063	189,307	443,179	72,659
G472	Retail sale of food, beverages and tobacco in specialized stores	775	3,690,384	172,529	2,638,988	36,751
G473	Retail sale of automotive fuel in specialized stores	497	880,109	280,777	187,019	224,465
G474	Retail sale of information and communications equipment in specialized stores	569	29,677	-	-	16,272
G475	Retail sale of other household equipment in specialized stores	622	477,632	78,957	194,521	65,214
G476	Retail sale of cultural and recreation goods in specialized stores	147	40,812	1,832	36,106	1,335
G477	Retail sale of other goods in specialized stores	2,328	1,204,553	98,235	482,609	212,832
G479	Retail trade not in stores, stalls or markets	9	-	-	-	-
XI - Davao Region		8,425	2,682,780	188,584	1,180,310	367,574
G451	Sale of motor vehicles	118	44,210	28,752	5,982	3,434
G452	Maintenance and repair of motor vehicles	225	371	-	-	-
G453	Sale of motor vehicle parts and accessories	357	11,495	1,298	1,776	7,057

Table 6 Number of Establishments and Capital Expenditures by Type of Tangible Fixed Assets for Wholesale and Retail Trade; Repair of Motor Vehicles and Motorcycles Establishments by Region and Industry Group: Philippines, 2018

(Values are in thousand PhP, except for number of establishments. Details may not add-up to total due to rounding and/or statistical disclosure control.)

Continued						
2009 PSIC Code	Region / Industry Description	Number of Establishments	Capital Expenditures of Tangible Fixed Assets			
			Total	Land	Buildings, Other Structures and Land Improvements	Transport Equipment
		(1)	(2)	(3)	(4)	(5)
G454	Sale, maintenance and repair of motorcycles and related parts and accessories	579	436	-	-	200
G461	Wholesale on a fee or contract basis	74	28,282	-	4,940	14,681
G462	Wholesale of agricultural raw materials and live animals	157	12,633	11,971	662	-
G463	Wholesale of food, beverages and tobacco	238	598,147	41,582	352,186	23,355
G464	Wholesale of household goods	332	116,641	3,511	60,083	20,131
G465	Wholesale of machinery, equipment and supplies	82	380,436	1,049	97,424	253,886
G466	Other specialized wholesale	266	315,041	293	969	5,530
G469	Non-specialized wholesale trade	9	-	-	-	-
G471	Retail sale in non-specialized stores	628	726,256	87,497	434,615	13,976
G472	Retail sale of food, beverages and tobacco in specialized stores	561	-	-	-	-
G473	Retail sale of automotive fuel in specialized stores	464	127,851	12,615	82,289	6,772
G474	Retail sale of information and communications equipment in specialized stores	558	1,257	-	-	-
G475	Retail sale of other household equipment in specialized stores	584	93,229	-	42,184	11,757
G476	Retail sale of cultural and recreation goods in specialized stores	181	1,345	-	-	-
G477	Retail sale of other goods in specialized stores	2,994	225,149	14	97,200	6,795
G479	Retail trade not in stores, stalls or markets	21	-	-	-	-
XII - SOCCSKSARGEN		7,783	20,020,348	6,591,370	9,650,633	483,647
G451	Sale of motor vehicles	68	70,580	-	65,690	3,406
G452	Maintenance and repair of motor vehicles	221	13,762	4,484	1,546	3,093
G453	Sale of motor vehicle parts and accessories	305	573,656	152,024	258,560	13,822
G454	Sale, maintenance and repair of motorcycles and related parts and accessories	460	10,929	1,342	2,913	4,208
G461	Wholesale on a fee or contract basis	53	890	-	-	-
G462	Wholesale of agricultural raw materials and live animals	192	135,129	6,174	19,119	94,207
G463	Wholesale of food, beverages and tobacco	179	175,350	15,179	63,368	71,266

Table 6 Number of Establishments and Capital Expenditures by Type of Tangible Fixed Assets for Wholesale and Retail Trade; Repair of Motor Vehicles and Motorcycles Establishments by Region and Industry Group: Philippines, 2018

(Values are in thousand PhP, except for number of establishments. Details may not add-up to total due to rounding and/or statistical disclosure control.)

Continued						
2009 PSIC Code	Region / Industry Description	Number of Establishments	Capital Expenditures of Tangible Fixed Assets			
			Total	Land	Buildings, Other Structures and Land Improvements	Transport Equipment
		(1)	(2)	(3)	(4)	(5)
G463	Wholesale of food, beverages and tobacco	179	175,350	15,179	63,368	71,266
G464	Wholesale of household goods	251	15,419	5,020	5,428	3,543
G465	Wholesale of machinery, equipment and supplies	113	75,496	-	7,409	27,392
G466	Other specialized wholesale	130	148,276	11,716	35,902	29,897
G471	Retail sale in non-specialized stores	652	779,364	28,406	631,604	634
G472	Retail sale of food, beverages and tobacco in specialized stores	778	11,548,359	540,775	8,319,586	46,616
G473	Retail sale of automotive fuel in specialized stores	447	16,671	-	2,692	1,625
G474	Retail sale of information and communications equipment in specialized stores	834	16,567	-	8,867	-
G475	Retail sale of other household equipment in specialized stores	1,031	361,117	16,683	49,273	166,244
G476	Retail sale of cultural and recreation goods in specialized stores	248	45,869	-	3,649	-
G477	Retail sale of other goods in specialized stores	1,804	6,030,627	5,809,568	175,028	16,475
G479	Retail trade not in stores, stalls or markets	15	2,288	-	-	1,218
XIII - Caraga		5,390	1,560,463	289,027	398,559	243,308
G451	Sale of motor vehicles	27	34,360	1,511	23,817	6,574
G452	Maintenance and repair of motor vehicles	80	140,174	4,477	58,965	-
G453	Sale of motor vehicle parts and accessories	138	60,163	-	-	57,280
G454	Sale, maintenance and repair of motorcycles and related parts and accessories	586	27,120	2,109	14,321	7,278
G461	Wholesale on a fee or contract basis	S	S	S	S	S
G462	Wholesale of agricultural raw materials and live animals	158	47,173	9,231	14,908	21,504
G463	Wholesale of food, beverages and tobacco	100	313,297	122,560	24,631	12,940
G464	Wholesale of household goods	133	34,038	5,000	13,870	7,761
G465	Wholesale of machinery, equipment and supplies	75	29,518	-	1,156	-
G466	Other specialized wholesale	107	76,809	48,097	4,001	1,805
G471	Retail sale in non-specialized stores	847	387,558	27,990	154,475	18,110
G472	Retail sale of food, beverages and tobacco in specialized stores	448	117,978	-	15,209	11,159

Table 6 Number of Establishments and Capital Expenditures by Type of Tangible Fixed Assets for Wholesale and Retail Trade; Repair of Motor Vehicles and Motorcycles Establishments by Region and Industry Group: Philippines, 2018

(Values are in thousand PhP, except for number of establishments. Details may not add-up to total due to rounding and/or statistical disclosure control.)

Continued						
2009 PSIC Code	Region / Industry Description	Number of Establishments	Capital Expenditures of Tangible Fixed Assets			
			Total	Land	Buildings, Other Structures and Land Improvements	Transport Equipment
		(1)	(2)	(3)	(4)	(5)
G473	Retail sale of automotive fuel in specialized stores	253	52,332	14,574	6,639	14,995
G474	Retail sale of information and communications equipment in specialized stores	304	872	-	41	217
G475	Retail sale of other household equipment in specialized stores	475	129,464	52,109	41,688	31,360
G476	Retail sale of cultural and recreation goods in specialized stores	140	-	-	-	-
G477	Retail sale of other goods in specialized stores	1,508	99,036	969	17,890	49,493
G479	Retail trade not in stores, stalls or markets	S	S	S	S	S
	Autonomous Region in Muslim Mindanao	1,984	718,357	130,583	224,281	113,553
G453	Sale of motor vehicle parts and accessories	106	23,768	8,735	6,988	-
G454	Sale, maintenance and repair of motorcycles and related parts and accessories	144	20,556	431	15,669	-
G462	Wholesale of agricultural raw materials and live animals	64	40,868	17,372	14,344	3,545
G463	Wholesale of food, beverages and tobacco	51	62,788	9,994	18,632	18,585
G464	Wholesale of household goods	22	-	-	-	-
G465	Wholesale of machinery, equipment and supplies	19	25,076	7,477	2,428	-
G466	Other specialized wholesale	39	21,993	-	-	-
G471	Retail sale in non-specialized stores	260	35,918	13,374	12,466	151
G472	Retail sale of food, beverages and tobacco in specialized stores	134	2,132	2,132	-	-
G473	Retail sale of automotive fuel in specialized stores	91	233,223	47,221	120,599	-
G474	Retail sale of information and communications equipment in specialized stores	71	9,112	-	-	-
G475	Retail sale of other household equipment in specialized stores	60	121,369	1,000	600	73,819
G476	Retail sale of cultural and recreation goods in specialized stores	30	5,474	-	-	-
G477	Retail sale of other goods in specialized stores	871	93,667	22,846	32,555	478
G479	Retail trade not in stores, stalls or markets	11	16,976	-	-	16,976

Table 6 Number of Establishments and Capital Expenditures by Type of Tangible Fixed Assets for Wholesale and Retail Trade; Repair of Motor Vehicles and Motorcycles Establishments by Region and Industry Group: Philippines, 2018

(Values are in thousand PhP, except for number of establishments. Details may not add-up to total due to rounding and/or statistical disclosure control.)

2009 PSIC Code	Region / Industry Description	Capital Expenditures of Tangible Fixed Assets					
		ICT Machinery and Equipment	Specialized Industrial Machineries	General Machinery and Equipment	Other Machinery and Equipment	Valuables	Other Tangible Fixed Assets
		(6)	(7)	(8)	(9)	(10)	(11)
	Philippines	3,370,677	3,544,183	12,983,211	3,110,453	283,701	7,024,924
G451	Sale of motor vehicles	92,745	83,281	63,927	63,669	20,075	105,297
G452	Maintenance and repair of motor vehicles	22,271	31,183	222,900	6,699	-	33,227
G453	Sale of motor vehicle parts and accessories	107,821	348,176	47,912	2,147	26,233	150,831
G454	Sale, maintenance and repair of motorcycles and related parts and accessories	45,371	7,988	11,534	7,563	-	13,137
G461	Wholesale on a fee or contract basis	30,644	1,757	21,454	3,998	3,343	15,680
G462	Wholesale of agricultural raw materials and live animals	54,468	317,380	104,007	8,593	12	27,472
G463	Wholesale of food, beverages and tobacco	97,035	132,252	727,186	304,688	164	191,141
G464	Wholesale of household goods	283,295	242,017	152,131	478,147	14,997	348,906
G465	Wholesale of machinery, equipment and supplies	328,682	355,723	119,458	459,497	557	412,740
G466	Other specialized wholesale	171,886	344,525	850,823	414,926	21,557	1,791,842
G469	Non-specialized wholesale trade	2,178	-	146	8,934	-	2,498
G471	Retail sale in non-specialized stores	777,388	164,575	944,606	867,002	89,420	541,986
G472	Retail sale of food, beverages and tobacco in specialized stores	134,559	17,325	7,397,922	10,759	-	65,954
G473	Retail sale of automotive fuel in specialized stores	113,640	38,438	531,094	329,522	-	426,136
G474	Retail sale of information and communications equipment in specialized stores	47,103	8,276	18,299	-	49	11,885
G475	Retail sale of other household equipment in specialized stores	236,575	995,917	217,087	28,168	18,394	839,239
G476	Retail sale of cultural and recreation goods in specialized stores	96,784	3,076	17,022	6,904	-	19,060
G477	Retail sale of other goods in specialized stores	726,621	452,272	1,535,704	109,237	88,899	2,027,034
G479	Retail trade not in stores, stalls or markets	1,612	22	-	-	-	859
	National Capital Region	1,537,241	1,560,365	1,922,175	1,389,181	4,804	4,230,145
G451	Sale of motor vehicles	52,384	69,314	18,894	30,634	-	46,970
G452	Maintenance and repair of motor vehicles	7,476	9,247	2,924	-	-	6,706

Table 6 Number of Establishments and Capital Expenditures by Type of Tangible Fixed Assets for Wholesale and Retail Trade; Repair of Motor Vehicles and Motorcycles Establishments by Region and Industry Group: Philippines, 2018

(Values are in thousand PhP, except for number of establishments. Details may not add-up to total due to rounding and/or statistical disclosure control.)

2009 PSIC Code	Region / Industry Description	Capital Expenditures of Tangible Fixed Assets					
		ICT Machinery and Equipment	Specialized Industrial Machineries	General Machinery and Equipment	Other Machinery and Equipment	Valuables	Other Tangible Fixed Assets
		(6)	(7)	(8)	(9)	(10)	(11)
G453	Sale of motor vehicle parts and accessories	19,946	309,084	8,574	739	-	20,352
G454	Sale, maintenance and repair of motorcycles and related parts and accessories	4,828	4,505	104	279	-	1,640
G461	Wholesale on a fee or contract basis	12,932	1,337	559	3,892	-	8,496
G462	Wholesale of agricultural raw materials and live animals	30,681	251,679	37,092	2,813	-	12,175
G463	Wholesale of food, beverages and tobacco	62,045	54,885	186,510	6,885	-	46,465
G464	Wholesale of household goods	193,828	207,375	101,502	374,985	421	286,029
G465	Wholesale of machinery, equipment and supplies	290,592	319,938	28,787	424,199	555	399,134
G466	Other specialized wholesale	71,185	166,825	262,789	88,465	243	1,553,251
G469	Non-specialized wholesale trade	597	-	-	-	-	433
G471	Retail sale in non-specialized stores	247,015	67,044	231,916	301,068	2,695	118,144
G472	Retail sale of food, beverages and tobacco in specialized stores	90,164	-	258,722	-	-	3,376
G473	Retail sale of automotive fuel in specialized stores	27,726	7,707	157,822	71,208	-	291,505
G474	Retail sale of information and communications equipment in specialized stores	19,890	-	11,837	-	-	6,308
G475	Retail sale of other household equipment in specialized stores	79,264	83,083	33,716	4,862	163	18,474
G476	Retail sale of cultural and recreation goods in specialized stores	25,587	268	9,114	1,402	-	6,723
G477	Retail sale of other goods in specialized stores	300,224	8,076	571,312	77,750	727	1,403,963
G479	Retail trade not in stores, stalls or markets	878	-	-	-	-	-
	Cordillera Administrative Region	48,987	9,373	64,685	4,544	-	5,892
G451	Sale of motor vehicles	-	-	-	-	-	-
G452	Maintenance and repair of motor vehicles	-	-	-	-	-	-
G453	Sale of motor vehicle parts and accessories	-	-	-	-	-	-
G454	Sale, maintenance and repair of motorcycles and related parts and accessories	-	1,683	-	-	-	-
G461	Wholesale on a fee or contract basis	10,523	-	-	-	-	1,307

Table 6 Number of Establishments and Capital Expenditures by Type of Tangible Fixed Assets for Wholesale and Retail Trade; Repair of Motor Vehicles and Motorcycles Establishments by Region and Industry Group: Philippines, 2018

(Values are in thousand PhP, except for number of establishments. Details may not add-up to total due to rounding and/or statistical disclosure control.)

2009 PSIC Code	Region / Industry Description	Capital Expenditures of Tangible Fixed Assets					
		ICT Machinery and Equipment	Specialized Industrial Machineries	General Machinery and Equipment	Other Machinery and Equipment	Valuables	Other Tangible Fixed Assets
		(6)	(7)	(8)	(9)	(10)	(11)
G462	Wholesale of agricultural raw materials and live animals	-	2,649	241	-	-	2,215
G463	Wholesale of food, beverages and tobacco	-	-	-	-	-	-
G464	Wholesale of household goods	147	-	-	152	-	-
G465	Wholesale of machinery, equipment and supplies	-	-	3,306	-	-	-
G466	Other specialized wholesale	11,029	-	-	-	-	-
G471	Retail sale in non-specialized stores	3,772	3,633	845	4,391	-	1,774
G472	Retail sale of food, beverages and tobacco in specialized stores	-	-	-	-	-	-
G473	Retail sale of automotive fuel in specialized stores	3,242	1,409	58,539	-	-	290
G474	Retail sale of information and communications equipment in specialized stores	-	-	-	-	-	-
G475	Retail sale of other household equipment in specialized stores	20,273	-	1,753	-	-	305
G476	Retail sale of cultural and recreation goods in specialized stores	-	-	-	-	-	-
G477	Retail sale of other goods in specialized stores	-	-	-	-	-	-
G479	Retail trade not in stores, stalls or markets	-	-	-	-	-	-
I - Ilocos Region		78,641	15,851	261,179	103,297	378	89,341
G451	Sale of motor vehicles	1,957	884	3,201	2,279	-	-
G452	Maintenance and repair of motor vehicles	116	-	-	-	-	98
G453	Sale of motor vehicle parts and accessories	1,078	2,089	1,170	-	-	1,042
G454	Sale, maintenance and repair of motorcycles and related parts and accessories	-	-	-	-	-	-
G462	Wholesale of agricultural raw materials and live animals	-	-	-	-	-	-
G463	Wholesale of food, beverages and tobacco	663	954	1,076	78,820	-	2,134
G464	Wholesale of household goods	4,998	-	51	4,229	378	240
G465	Wholesale of machinery, equipment and supplies	1,249	-	-	-	-	171

Table 6 Number of Establishments and Capital Expenditures by Type of Tangible Fixed Assets for Wholesale and Retail Trade; Repair of Motor Vehicles and Motorcycles Establishments by Region and Industry Group: Philippines, 2018

(Values are in thousand PhP, except for number of establishments. Details may not add-up to total due to rounding and/or statistical disclosure control.)

2009 PSIC Code	Region / Industry Description	Capital Expenditures of Tangible Fixed Assets					
		ICT Machinery and Equipment	Specialized Industrial Machineries	General Machinery and Equipment	Other Machinery and Equipment	Valuables	Other Tangible Fixed Assets
		(6)	(7)	(8)	(9)	(10)	(11)
G466	Other specialized wholesale	593	7,967	657	-	-	484
G469	Non-specialized wholesale trade	-	-	-	-	-	-
G471	Retail sale in non-specialized stores	9,925	3,479	13,173	13	-	1,681
G472	Retail sale of food, beverages and tobacco in specialized stores	33,616	-	75,074	435	-	27,741
G473	Retail sale of automotive fuel in specialized stores	2,508	-	8,657	11,584	-	2,321
G474	Retail sale of information and communications equipment in specialized stores	-	-	-	-	-	-
G475	Retail sale of other household equipment in specialized stores	19,899	400	2,142	5,932	-	51,747
G476	Retail sale of cultural and recreation goods in specialized stores	1,237	80	4,680	5	-	489
G477	Retail sale of other goods in specialized stores	803	-	151,296	-	-	1,193
G479	Retail trade not in stores, stalls or markets	-	-	-	-	-	-
	II - Cagayan Valley	51,826	851,674	112,422	691	2,883	851,094
G451	Sale of motor vehicles	1,635	132	4,047	-	-	10,137
G452	Maintenance and repair of motor vehicles	-	2,606	75	-	-	5,950
G453	Sale of motor vehicle parts and accessories	4,910	13,359	2,165	-	2,883	7,154
G454	Sale, maintenance and repair of motorcycles and related parts and accessories	485	-	-	-	-	98
G462	Wholesale of agricultural raw materials and live animals	-	50,029	26,444	351	-	8,335
G463	Wholesale of food, beverages and tobacco	1,272	22,515	-	-	-	85,066
G464	Wholesale of household goods	329	-	-	340	-	1,268
G465	Wholesale of machinery, equipment and supplies	692	356	-	-	-	865
G466	Other specialized wholesale	4,575	-	-	-	-	120
G471	Retail sale in non-specialized stores	18,688	12,344	26,602	-	-	60,165
G472	Retail sale of food, beverages and tobacco in specialized stores	-	-	3,651	-	-	340
G473	Retail sale of automotive fuel in specialized stores	-	-	589	-	-	391

Continued

Table 6 Number of Establishments and Capital Expenditures by Type of Tangible Fixed Assets for Wholesale and Retail Trade; Repair of Motor Vehicles and Motorcycles Establishments by Region and Industry Group: Philippines, 2018

(Values are in thousand PhP, except for number of establishments. Details may not add-up to total due to rounding and/or statistical disclosure control.)

2009 PSIC Code	Region / Industry Description	Capital Expenditures of Tangible Fixed Assets					
		ICT Machinery and Equipment	Specialized Industrial Machineries	General Machinery and Equipment	Other Machinery and Equipment	Valuables	Other Tangible Fixed Assets
		(6)	(7)	(8)	(9)	(10)	(11)
G474	Retail sale of information and communications equipment in specialized stores	503	63	-	-	-	891
G475	Retail sale of other household equipment in specialized stores	12,406	750,172	2,551	-	-	658,371
G476	Retail sale of cultural and recreation goods in specialized stores	4,551	-	113	-	-	8
G477	Retail sale of other goods in specialized stores	1,780	99	46,186	-	-	11,935
G479	Retail trade not in stores, stalls or markets	-	-	-	-	-	-
	III - Central Luzon	323,541	166,216	473,046	161,335	879	217,047
G451	Sale of motor vehicles	3,694	2,119	4,339	2,297	-	6,906
G452	Maintenance and repair of motor vehicles	502	120	48,548	637	-	11
G453	Sale of motor vehicle parts and accessories	11,933	12,775	3,032	-	-	7,663
G454	Sale, maintenance and repair of motorcycles and related parts and accessories	2,230	7	98	-	-	42
G461	Wholesale on a fee or contract basis	-	-	310	-	-	-
G462	Wholesale of agricultural raw materials and live animals	68	130	7,982	301	11	208
G463	Wholesale of food, beverages and tobacco	11,979	-	31,160	14,600	-	859
G464	Wholesale of household goods	26,830	4,124	3,938	39,777	-	14,265
G465	Wholesale of machinery, equipment and supplies	179	-	3,543	-	-	523
G466	Other specialized wholesale	4,331	55,509	69,596	16	-	1,187
G469	Non-specialized wholesale trade	-	-	110	-	-	1,980
G471	Retail sale in non-specialized stores	169,893	36,630	105,910	79,856	95	73,117
G472	Retail sale of food, beverages and tobacco in specialized stores	51	-	549	-	-	-
G473	Retail sale of automotive fuel in specialized stores	14,094	2,077	116,683	11,942	-	8,284
G474	Retail sale of information and communications equipment in specialized stores	38	-	298	-	-	-
G475	Retail sale of other household equipment in specialized stores	28,434	7,201	12,080	5,495	773	3,687
G476	Retail sale of cultural and recreation goods in specialized stores	14,921	35	995	656	-	2,878

Table 6 Number of Establishments and Capital Expenditures by Type of Tangible Fixed Assets for Wholesale and Retail Trade; Repair of Motor Vehicles and Motorcycles Establishments by Region and Industry Group: Philippines, 2018

(Values are in thousand PhP, except for number of establishments. Details may not add-up to total due to rounding and/or statistical disclosure control.)

2009 PSIC Code	Region / Industry Description	Capital Expenditures of Tangible Fixed Assets					
		ICT Machinery and Equipment	Specialized Industrial Machineries	General Machinery and Equipment	Other Machinery and Equipment	Valuables	Other Tangible Fixed Assets
		(6)	(7)	(8)	(9)	(10)	(11)
G477	Retail sale of other goods in specialized stores	34,364	45,488	63,873	5,758	-	95,437
G479	Retail trade not in stores, stalls or markets	-	-	-	-	-	-
	IVA - CALABARZON	240,552	478,938	600,894	247,198	440	126,795
G451	Sale of motor vehicles	5,199	3,774	1,000	5,694	-	10,321
G452	Maintenance and repair of motor vehicles	105	2,934	15,270	5,855	-	11,307
G453	Sale of motor vehicle parts and accessories	852	-	2,766	-	-	1,333
G454	Sale, maintenance and repair of motorcycles and related parts and accessories	4,305	-	-	734	-	158
G461	Wholesale on a fee or contract basis	2,568	-	8,004	-	-	5,726
G462	Wholesale of agricultural raw materials and live animals	241	-	-	-	-	123
G463	Wholesale of food, beverages and tobacco	539	209	126,572	32,867	164	3,748
G464	Wholesale of household goods	13,913	7,965	2,584	8,966	-	3,263
G465	Wholesale of machinery, equipment and supplies	1,625	2,283	29,393	8,198	-	2,564
G466	Other specialized wholesale	4,006	62,030	93,217	18,511	-	17,608
G469	Non-specialized wholesale trade	-	-	-	-	-	-
G471	Retail sale in non-specialized stores	119,016	23,864	113,710	78,957	-	52,130
G472	Retail sale of food, beverages and tobacco in specialized stores	-	-	-	-	-	-
G473	Retail sale of automotive fuel in specialized stores	14,308	-	317	84,944	-	54
G474	Retail sale of information and communications equipment in specialized stores	-	-	-	-	-	-
G475	Retail sale of other household equipment in specialized stores	13,186	1,108	4,783	638	-	3,528
G476	Retail sale of cultural and recreation goods in specialized stores	7,955	-	-	-	-	318
G477	Retail sale of other goods in specialized stores	52,733	374,772	203,278	1,833	276	14,614
G479	Retail trade not in stores, stalls or markets	-	-	-	-	-	-

Continued

Table 6 Number of Establishments and Capital Expenditures by Type of Tangible Fixed Assets for Wholesale and Retail Trade; Repair of Motor Vehicles and Motorcycles Establishments by Region and Industry Group: Philippines, 2018

(Values are in thousand PhP, except for number of establishments. Details may not add-up to total due to rounding and/or statistical disclosure control.)

2009 PSIC Code	Region / Industry Description	Capital Expenditures of Tangible Fixed Assets					
		ICT Machinery and Equipment	Specialized Industrial Machineries	General Machinery and Equipment	Other Machinery and Equipment	Valuables	Other Tangible Fixed Assets
		(6)	(7)	(8)	(9)	(10)	(11)
	MIMAROPA	59,956	27,653	191,383	36,652	-	251,323
G451	Sale of motor vehicles	6,200	-	1,800	-	-	-
G452	Maintenance and repair of motor vehicles	-	2,742	382	-	-	-
G453	Sale of motor vehicle parts and accessories	-	-	-	-	-	-
G454	Sale, maintenance and repair of motorcycles and related parts and accessories	1,225	-	1,313	-	-	6
G461	Wholesale on a fee or contract basis	S	S	S	S	S	S
G462	Wholesale of agricultural raw materials and live animals	-	-	22,708	-	-	4
G463	Wholesale of food, beverages and tobacco	-	-	16	17,389	-	-
G464	Wholesale of household goods	400	-	-	-	-	50
G465	Wholesale of machinery, equipment and supplies	106	-	-	-	-	108
G466	Other specialized wholesale	1,542	-	355	9,357	-	74,263
G471	Retail sale in non-specialized stores	4,493	408	22,438	-	-	18,844
G472	Retail sale of food, beverages and tobacco in specialized stores	-	60	9	9,907	-	-
G473	Retail sale of automotive fuel in specialized stores	-	-	102	-	-	-
G474	Retail sale of information and communications equipment in specialized stores	-	-	-	-	-	1,760
G475	Retail sale of other household equipment in specialized stores	1,870	20,550	2,910	-	-	1,271
G476	Retail sale of cultural and recreation goods in specialized stores	286	-	-	-	-	-
G477	Retail sale of other goods in specialized stores	43,834	3,893	135,133	-	-	155,018
G479	Retail trade not in stores, stalls or markets	S	S	S	S	S	S
	V - Bicol Region	17,574	1,266	131,176	22,187	-	42,750
G451	Sale of motor vehicles	502	-	-	-	-	150
G452	Maintenance and repair of motor vehicles	-	-	30,885	-	-	-
G453	Sale of motor vehicle parts and accessories	53	156	-	-	-	-

Table 6 Number of Establishments and Capital Expenditures by Type of Tangible Fixed Assets for Wholesale and Retail Trade; Repair of Motor Vehicles and Motorcycles Establishments by Region and Industry Group: Philippines, 2018

(Values are in thousand PhP, except for number of establishments. Details may not add-up to total due to rounding and/or statistical disclosure control.)

2009 PSIC Code	Region / Industry Description	Capital Expenditures of Tangible Fixed Assets					
		ICT Machinery and Equipment	Specialized Industrial Machineries	General Machinery and Equipment	Other Machinery and Equipment	Valuables	Other Tangible Fixed Assets
		(6)	(7)	(8)	(9)	(10)	(11)
G454	Sale, maintenance and repair of motorcycles and related parts and accessories	2,870	-	-	489	-	-
G461	Wholesale on a fee or contract basis	662	-	994	-	-	-
G462	Wholesale of agricultural raw materials and live animals	-	-	-	-	-	-
G463	Wholesale of food, beverages and tobacco	4,471	950	19,313	13,119	-	9,318
G464	Wholesale of household goods	1,712	-	-	152	-	7,748
G465	Wholesale of machinery, equipment and supplies	365	-	372	143	-	668
G466	Other specialized wholesale	-	-	15,271	-	-	-
G471	Retail sale in non-specialized stores	3,932	48	38,193	167	-	15,030
G472	Retail sale of food, beverages and tobacco in specialized stores	-	-	-	-	-	-
G473	Retail sale of automotive fuel in specialized stores	-	112	-	7,700	-	439
G474	Retail sale of information and communications equipment in specialized stores	-	-	-	-	-	-
G475	Retail sale of other household equipment in specialized stores	2,441	-	2,501	-	-	9,329
G476	Retail sale of cultural and recreation goods in specialized stores	-	-	-	-	-	-
G477	Retail sale of other goods in specialized stores	566	-	23,648	415	-	70
G479	Retail trade not in stores, stalls or markets	-	-	-	-	-	-
	VI - Western Visayas	59,045	20,684	1,132,388	63,495	2	147,927
G451	Sale of motor vehicles	7,507	2,960	449	-	-	6,367
G452	Maintenance and repair of motor vehicles	-	-	-	-	-	-
G453	Sale of motor vehicle parts and accessories	-	-	371	-	-	2,335
G454	Sale, maintenance and repair of motorcycles and related parts and accessories	839	-	-	-	-	-
G461	Wholesale on a fee or contract basis	111	-	-	106	-	143
G462	Wholesale of agricultural raw materials and live animals	-	1,098	1,314	-	-	1,204

Continued

Table 6 Number of Establishments and Capital Expenditures by Type of Tangible Fixed Assets for Wholesale and Retail Trade; Repair of Motor Vehicles and Motorcycles Establishments by Region and Industry Group: Philippines, 2018

(Values are in thousand PhP, except for number of establishments. Details may not add-up to total due to rounding and/or statistical disclosure control.)

2009 PSIC Code	Region / Industry Description	Capital Expenditures of Tangible Fixed Assets					
		ICT Machinery and Equipment	Specialized Industrial Machineries	General Machinery and Equipment	Other Machinery and Equipment	Valuables	Other Tangible Fixed Assets
		(6)	(7)	(8)	(9)	(10)	(11)
G463	Wholesale of food, beverages and tobacco	1,278	-	5,519	1,625	-	3,633
G464	Wholesale of household goods	7,674	527	5,299	2,868	-	2,622
G465	Wholesale of machinery, equipment and supplies	177	5,294	599	-	-	196
G466	Other specialized wholesale	3,358	4,600	122,374	19,104	-	97,325
G471	Retail sale in non-specialized stores	10,644	1,385	82,684	37,769	-	9,690
G472	Retail sale of food, beverages and tobacco in specialized stores	-	-	886,043	-	-	668
G473	Retail sale of automotive fuel in specialized stores	2,558	-	8,703	1,330	-	12,561
G474	Retail sale of information and communications equipment in specialized stores	1,171	986	1,255	-	2	609
G475	Retail sale of other household equipment in specialized stores	4,265	3,718	2,397	-	-	7,917
G476	Retail sale of cultural and recreation goods in specialized stores	4,787	117	-	-	-	1,590
G477	Retail sale of other goods in specialized stores	14,677	-	15,382	692	-	1,067
G479	Retail trade not in stores, stalls or markets	-	-	-	-	-	-
	VII - Central Visayas	323,761	105,064	324,546	159,333	92	321,262
G451	Sale of motor vehicles	5,271	297	8,833	5,575	-	13,178
G452	Maintenance and repair of motor vehicles	1,098	289	354	207	-	20
G453	Sale of motor vehicle parts and accessories	13,311	5,203	22,177	42	-	1,067
G454	Sale, maintenance and repair of motorcycles and related parts and accessories	13,578	647	2,550	61	-	8,675
G461	Wholesale on a fee or contract basis	-	-	-	-	-	8
G462	Wholesale of agricultural raw materials and live animals	546	1,051	2,463	2,301	-	1,698
G463	Wholesale of food, beverages and tobacco	3,420	34,127	6,271	1,649	-	2,124
G464	Wholesale of household goods	12,723	1,035	9,401	21,833	-	21,457
G465	Wholesale of machinery, equipment and supplies	6,729	8,372	12,423	1,893	3	4,257
G466	Other specialized wholesale	17,660	8,530	10,467	73,215	-	2,941
G469	Non-specialized wholesale trade	112	-	-	22	-	40

Table 6 Number of Establishments and Capital Expenditures by Type of Tangible Fixed Assets for Wholesale and Retail Trade; Repair of Motor Vehicles and Motorcycles Establishments by Region and Industry Group: Philippines, 2018

(Values are in thousand PhP, except for number of establishments. Details may not add-up to total due to rounding and/or statistical disclosure control.)

Continued

2009 PSIC Code	Region / Industry Description	Capital Expenditures of Tangible Fixed Assets					
		ICT Machinery and Equipment	Specialized Industrial Machineries	General Machinery and Equipment	Other Machinery and Equipment	Valuables	Other Tangible Fixed Assets
		(6)	(7)	(8)	(9)	(10)	(11)
G471	Retail sale in non-specialized stores	89,785	9,142	116,808	33,779	-	20,219
G472	Retail sale of food, beverages and tobacco in specialized stores	2,087	3,773	8,079	386	-	8,440
G473	Retail sale of automotive fuel in specialized stores	18,296	3,679	11,114	11,696	-	20,021
G474	Retail sale of information and communications equipment in specialized stores	5,456	-	2,236	-	-	221
G475	Retail sale of other household equipment in specialized stores	5,168	26,641	17,787	138	-	29,614
G476	Retail sale of cultural and recreation goods in specialized stores	1,596	188	176	1,292	-	105
G477	Retail sale of other goods in specialized stores	126,798	2,092	93,406	5,246	90	187,148
G479	Retail trade not in stores, stalls or markets	126	-	-	-	-	32
	VIII - Eastern Visayas	30,264	37,393	32,448	119,919	1	12,307
G451	Sale of motor vehicles	1,106	-	2,501	1,395	-	-
G452	Maintenance and repair of motor vehicles	-	-	-	-	-	4,948
G453	Sale of motor vehicle parts and accessories	-	-	-	-	-	-
G454	Sale, maintenance and repair of motorcycles and related parts and accessories	1,386	-	-	236	-	-
G461	Wholesale on a fee or contract basis	-	-	-	-	-	-
G462	Wholesale of agricultural raw materials and live animals	-	-	783	403	1	-
G463	Wholesale of food, beverages and tobacco	612	5,566	1,115	55	-	861
G464	Wholesale of household goods	1,954	338	135	35	-	824
G465	Wholesale of machinery, equipment and supplies	53	-	280	-	-	196
G466	Other specialized wholesale	-	29,532	556	-	-	5
G471	Retail sale in non-specialized stores	2,895	1,673	5,691	4,045	-	3,705
G472	Retail sale of food, beverages and tobacco in specialized stores	-	-	-	31	-	-
G473	Retail sale of automotive fuel in specialized stores	18,654	-	-	113,177	-	120
G474	Retail sale of information and communications equipment in specialized stores	-	-	-	-	-	-

Table 6 Number of Establishments and Capital Expenditures by Type of Tangible Fixed Assets for Wholesale and Retail Trade; Repair of Motor Vehicles and Motorcycles Establishments by Region and Industry Group: Philippines, 2018

(Values are in thousand PhP, except for number of establishments. Details may not add-up to total due to rounding and/or statistical disclosure control.)

2009 PSIC Code	Region / Industry Description	Capital Expenditures of Tangible Fixed Assets					
		ICT Machinery and Equipment	Specialized Industrial Machineries	General Machinery and Equipment	Other Machinery and Equipment	Valuables	Other Tangible Fixed Assets
		(6)	(7)	(8)	(9)	(10)	(11)
G475	Retail sale of other household equipment in specialized stores	25	-	748	-	-	754
G476	Retail sale of cultural and recreation goods in specialized stores	106	-	-	-	-	9
G477	Retail sale of other goods in specialized stores	3,471	284	20,639	540	-	885
	IX - Zamboanga Peninsula	22,475	9,326	2,711,561	24,078	634	8,872
G451	Sale of motor vehicles	429	-	-	-	-	-
G452	Maintenance and repair of motor vehicles	30	9,326	1,735	-	-	2,438
G453	Sale of motor vehicle parts and accessories	-	-	-	-	-	-
G454	Sale, maintenance and repair of motorcycles and related parts and accessories	4,916	-	1,926	631	-	1,980
G461	Wholesale on a fee or contract basis	-	-	-	-	-	-
G462	Wholesale of agricultural raw materials and live animals	-	-	-	-	-	-
G463	Wholesale of food, beverages and tobacco	1,485	-	66,751	17	-	1,520
G464	Wholesale of household goods	1,783	-	1,191	-	-	225
G465	Wholesale of machinery, equipment and supplies	89	-	-	-	-	90
G466	Other specialized wholesale	-	-	-	-	-	-
G471	Retail sale in non-specialized stores	-	-	1,591	19,660	-	-
G472	Retail sale of food, beverages and tobacco in specialized stores	-	-	2,638,091	-	-	117
G473	Retail sale of automotive fuel in specialized stores	1,181	-	-	-	-	1,280
G474	Retail sale of information and communications equipment in specialized stores	-	-	-	-	-	-
G475	Retail sale of other household equipment in specialized stores	10,689	-	190	409	-	219
G476	Retail sale of cultural and recreation goods in specialized stores	-	-	-	-	-	-
G477	Retail sale of other goods in specialized stores	1,875	-	86	3,361	634	1,002
G479	Retail trade not in stores, stalls or markets	-	-	-	-	-	-

Table 6 Number of Establishments and Capital Expenditures by Type of Tangible Fixed Assets for Wholesale and Retail Trade; Repair of Motor Vehicles and Motorcycles Establishments by Region and Industry Group: Philippines, 2018

(Values are in thousand PhP, except for number of establishments. Details may not add-up to total due to rounding and/or statistical disclosure control.)

Continued

2009 PSIC Code	Region / Industry Description	Capital Expenditures of Tangible Fixed Assets					
		ICT Machinery and Equipment	Specialized Industrial Machineries	General Machinery and Equipment	Other Machinery and Equipment	Valuables	Other Tangible Fixed Assets
		(6)	(7)	(8)	(9)	(10)	(11)
	X - Northern Mindanao	247,911	169,782	1,337,367	227,042	208,865	323,318
G451	Sale of motor vehicles	4,680	-	18,020	13,538	15,948	9,055
G452	Maintenance and repair of motor vehicles	12,171	3,548	42,902	-	-	975
G453	Sale of motor vehicle parts and accessories	2,125	112	5,284	406	21,272	12,766
G454	Sale, maintenance and repair of motorcycles and related parts and accessories	6,052	284	3,460	215	-	488
G461	Wholesale on a fee or contract basis	486	420	1,180	-	3,343	-
G462	Wholesale of agricultural raw materials and live animals	19,821	-	-	-	-	-
G463	Wholesale of food, beverages and tobacco	2,146	3,757	57,654	37,646	-	1,768
G464	Wholesale of household goods	13,147	19,855	16,497	101	14,199	10,062
G465	Wholesale of machinery, equipment and supplies	163	3,471	-	-	-	154
G466	Other specialized wholesale	20,764	4,256	140,504	17,885	-	3,595
G469	Non-specialized wholesale trade	1,469	-	36	8,912	-	45
G471	Retail sale in non-specialized stores	32,650	766	19,112	122,047	71,995	96,348
G472	Retail sale of food, beverages and tobacco in specialized stores	1,353	3,013	837,535	-	-	217
G473	Retail sale of automotive fuel in specialized stores	7,495	18,606	71,864	15,888	-	73,995
G474	Retail sale of information and communications equipment in specialized stores	13,377	-	-	-	28	-
G475	Retail sale of other household equipment in specialized stores	10,709	101,665	8,122	9,361	4,536	4,549
G476	Retail sale of cultural and recreation goods in specialized stores	1,093	-	317	-	-	130
G477	Retail sale of other goods in specialized stores	98,209	10,029	114,881	1,042	77,545	109,171
G479	Retail trade not in stores, stalls or markets	-	-	-	-	-	-
	XI - Davao Region	76,409	21,821	464,625	265,046	8,168	110,243
G451	Sale of motor vehicles	201	3,046	450	2,200	-	145
G452	Maintenance and repair of motor vehicles	-	371	-	-	-	-
G453	Sale of motor vehicle parts and accessories	499	-	200	452	-	214

Table 6 Number of Establishments and Capital Expenditures by Type of Tangible Fixed Assets for Wholesale and Retail Trade; Repair of Motor Vehicles and Motorcycles Establishments by Region and Industry Group: Philippines, 2018

(Values are in thousand PhP, except for number of establishments. Details may not add-up to total due to rounding and/or statistical disclosure control.)

2009 PSIC Code	Region / Industry Description	Capital Expenditures of Tangible Fixed Assets					
		ICT Machinery and Equipment	Specialized Industrial Machineries	General Machinery and Equipment	Other Machinery and Equipment	Valuables	Other Tangible Fixed Assets
		(6)	(7)	(8)	(9)	(10)	(11)
G454	Sale, maintenance and repair of motorcycles and related parts and accessories	42	-	144	-	-	50
G461	Wholesale on a fee or contract basis	3,286	-	5,375	-	-	-
G462	Wholesale of agricultural raw materials and live animals	-	-	-	-	-	-
G463	Wholesale of food, beverages and tobacco	2,503	4,528	108,098	65,760	-	136
G464	Wholesale of household goods	2,949	55	4,628	24,681	-	601
G465	Wholesale of machinery, equipment and supplies	4,842	13,504	6,952	2,678	-	100
G466	Other specialized wholesale	22,319	54	134,876	113,056	-	37,943
G469	Non-specialized wholesale trade	-	-	-	-	-	-
G471	Retail sale in non-specialized stores	13,319	-	84,084	53,871	8,168	30,726
G472	Retail sale of food, beverages and tobacco in specialized stores	-	-	-	-	-	-
G473	Retail sale of automotive fuel in specialized stores	125	-	26,032	-	-	18
G474	Retail sale of information and communications equipment in specialized stores	1,005	-	-	-	-	251
G475	Retail sale of other household equipment in specialized stores	3,160	-	31,550	538	-	4,041
G476	Retail sale of cultural and recreation goods in specialized stores	1,301	-	-	-	-	43
G477	Retail sale of other goods in specialized stores	20,857	262	62,236	1,809	-	35,975
G479	Retail trade not in stores, stalls or markets	-	-	-	-	-	-
XII - SOCCSKSARGEN		148,883	30,921	2,847,302	75,198	422	191,972
G451	Sale of motor vehicles	800	262	392	-	-	31
G452	Maintenance and repair of motor vehicles	773	-	3,093	-	-	773
G453	Sale of motor vehicle parts and accessories	49,253	3,126	287	509	-	96,075
G454	Sale, maintenance and repair of motorcycles and related parts and accessories	2,415	-	-	50	-	-
G461	Wholesale on a fee or contract basis	75	-	814	-	-	-
G462	Wholesale of agricultural raw materials and live animals	671	10,633	2,868	621	-	837

Table 6 Number of Establishments and Capital Expenditures by Type of Tangible Fixed Assets for Wholesale and Retail Trade; Repair of Motor Vehicles and Motorcycles Establishments by Region and Industry Group: Philippines, 2018

(Values are in thousand PhP, except for number of establishments. Details may not add-up to total due to rounding and/or statistical disclosure control.)

Continued

2009 PSIC Code	Region / Industry Description	Capital Expenditures of Tangible Fixed Assets					
		ICT Machinery and Equipment	Specialized Industrial Machineries	General Machinery and Equipment	Other Machinery and Equipment	Valuables	Other Tangible Fixed Assets
		(6)	(7)	(8)	(9)	(10)	(11)
G463	Wholesale of food, beverages and tobacco	989	146	1,012	-	-	23,390
G464	Wholesale of household goods	811	355	9	27	-	225
G465	Wholesale of machinery, equipment and supplies	-	-	25,743	14,952	-	-
G466	Other specialized wholesale	8,763	5,222	161	54,174	-	2,440
G471	Retail sale in non-specialized stores	12,229	2,865	71,553	-	-	32,073
G472	Retail sale of food, beverages and tobacco in specialized stores	1,122	204	2,638,722	-	-	1,334
G473	Retail sale of automotive fuel in specialized stores	130	3,134	1,085	-	-	8,004
G474	Retail sale of information and communications equipment in specialized stores	3,148	3,142	-	-	-	1,409
G475	Retail sale of other household equipment in specialized stores	17,776	1,110	92,697	623	-	16,711
G476	Retail sale of cultural and recreation goods in specialized stores	31,293	611	-	3,549	-	6,766
G477	Retail sale of other goods in specialized stores	18,394	110	8,863	692	422	1,075
G479	Retail trade not in stores, stalls or markets	242	-	-	-	-	828
	XIII - Caraga	74,034	18,865	291,063	198,626	441	46,538
G451	Sale of motor vehicles	1,178	495	-	56	-	728
G452	Maintenance and repair of motor vehicles	-	-	76,733	-	-	-
G453	Sale of motor vehicle parts and accessories	2,114	-	-	-	-	770
G454	Sale, maintenance and repair of motorcycles and related parts and accessories	198	-	1,940	1,273	-	-
G461	Wholesale on a fee or contract basis	S	S	S	S	S	S
G462	Wholesale of agricultural raw materials and live animals	703	-	528	-	-	300
G463	Wholesale of food, beverages and tobacco	1,132	1,886	105,851	34,179	-	10,119
G464	Wholesale of household goods	97	389	6,893	-	-	27
G465	Wholesale of machinery, equipment and supplies	18,423	2,506	-	7,433	-	-
G466	Other specialized wholesale	1,763	-	-	21,144	-	-
G471	Retail sale in non-specialized stores	39,132	1,295	10,297	130,852	-	5,407

Table 6 Number of Establishments and Capital Expenditures by Type of Tangible Fixed Assets for Wholesale and Retail Trade; Repair of Motor Vehicles and Motorcycles Establishments by Region and Industry Group: Philippines, 2018

(Values are in thousand PhP, except for number of establishments. Details may not add-up to total due to rounding and/or statistical disclosure control.)

2009 PSIC Code	Region / Industry Description	Capital Expenditures of Tangible Fixed Assets					
		ICT Machinery and Equipment	Specialized Industrial Machineries	General Machinery and Equipment	Other Machinery and Equipment	Valuables	Other Tangible Fixed Assets
		(6)	(7)	(8)	(9)	(10)	(11)
G472	Retail sale of food, beverages and tobacco in specialized stores	6,166	10,277	51,447	-	-	23,721
G473	Retail sale of automotive fuel in specialized stores	1,905	1,715	11,521	52	-	932
G474	Retail sale of information and communications equipment in specialized stores	-	-	159	-	19	436
G475	Retail sale of other household equipment in specialized stores	18	270	1,011	172	-	2,836
G476	Retail sale of cultural and recreation goods in specialized stores	-	-	-	-	-	-
G477	Retail sale of other goods in specialized stores	841	10	24,684	3,465	422	1,262
G479	Retail trade not in stores, stalls or markets	S	S	S	S	S	S
	Autonomous Region in Muslim Mindanao	29,575	18,990	84,953	12,632	55,693	48,096
G451	Sale of motor vehicles	-	-	-	-	4,127	1,308
G453	Sale of motor vehicle parts and accessories	1,747	2,271	1,887	-	2,079	60
G454	Sale, maintenance and repair of motorcycles and related parts and accessories	-	863	-	3,594	-	-
G462	Wholesale of agricultural raw materials and live animals	1,739	110	1,583	1,803	-	372
G463	Wholesale of food, beverages and tobacco	2,503	2,730	10,268	76	-	-
G464	Wholesale of household goods	-	-	-	-	-	-
G465	Wholesale of machinery, equipment and supplies	3,399	-	8,059	-	-	3,714
G466	Other specialized wholesale	-	-	-	-	21,314	679
G471	Retail sale in non-specialized stores	-	-	-	526	6,467	2,934
G472	Retail sale of food, beverages and tobacco in specialized stores	-	-	-	-	-	-
G473	Retail sale of automotive fuel in specialized stores	1,415	-	58,066	-	-	5,922
G474	Retail sale of information and communications equipment in specialized stores	2,514	4,085	2,514	-	-	-
G475	Retail sale of other household equipment in specialized stores	6,993	-	148	-	12,923	25,887

Table 6 Number of Establishments and Capital Expenditures by Type of Tangible Fixed Assets for Wholesale and Retail Trade; Repair of Motor Vehicles and Motorcycles Establishments by Region and Industry Group: Philippines, 2018

(Values are in thousand PhP, except for number of establishments. Details may not add-up to total due to rounding and/or statistical disclosure control.)

2009 PSIC Code	Region / Industry Description	Capital Expenditures of Tangible Fixed Assets					
		ICT Machinery and Equipment	Specialized Industrial Machineries	General Machinery and Equipment	Other Machinery and Equipment	Valuables	Other Tangible Fixed Assets
		(6)	(7)	(8)	(9)	(10)	(11)
G476	Retail sale of cultural and recreation goods in specialized stores	2,071	1,775	1,628	-	-	-
G477	Retail sale of other goods in specialized stores	7,194	7,156	801	6,634	8,783	7,220
G479	Retail trade not in stores, stalls or markets	-	-	-	-	-	-

Note: "-" – Zero Value

S – Suppressed Data

Source: Philippine Statistics Authority, 2018 Census of Philippine Business and Industry

Table 6.1 Number of Establishments and Capital Expenditures for Directly Imported Tangible Fixed Assets for Wholesale and Retail Trade; Repair of Motor Vehicles and Motorcycles Establishments by Region and Industry Group: Philippines, 2018*(Values are in thousand PhP, except for number of establishments. Details may not add-up to total due to rounding and/or statistical disclosure control.)*

2009 PSIC Code	Region / Industry Description	Number of Establishments	Directly Imported			
			Total	Transport Equipment	ICT Machinery and Equipment	Specialized Industrial Machineries
		(1)	(2)	(3)	(4)	(5)
	Philippines	137,674	402,720	282,319	-	16,722
G451	Sale of motor vehicles	1,595	130,522	130,522	-	-
G452	Maintenance and repair of motor vehicles	2,991	-	-	-	-
G453	Sale of motor vehicle parts and accessories	4,837	151,797	151,797	-	-
G454	Sale, maintenance and repair of motorcycles and related parts and accessories	8,501	-	-	-	-
G461	Wholesale on a fee or contract basis	518	-	-	-	-
G462	Wholesale of agricultural raw materials and live animals	2,430	-	-	-	-
G463	Wholesale of food, beverages and tobacco	3,508	103,679	-	-	-
G464	Wholesale of household goods	6,370	-	-	-	-
G465	Wholesale of machinery, equipment and supplies	2,810	-	-	-	-
G466	Other specialized wholesale	4,173	16,722	-	-	16,722
G469	Non-specialized wholesale trade	93	-	-	-	-
G471	Retail sale in non-specialized stores	13,478	-	-	-	-
G472	Retail sale of food, beverages and tobacco in specialized stores	11,793	-	-	-	-
G473	Retail sale of automotive fuel in specialized stores	7,074	-	-	-	-
G474	Retail sale of information and communications equipment in specialized stores	6,782	-	-	-	-
G475	Retail sale of other household equipment in specialized stores	17,389	-	-	-	-
G476	Retail sale of cultural and recreation goods in specialized stores	3,374	-	-	-	-
G477	Retail sale of other goods in specialized stores	39,585	-	-	-	-
G479	Retail trade not in stores, stalls or markets	373	-	-	-	-
	National Capital Region	21,366	400,848	280,453	-	16,722
G451	Sale of motor vehicles	279	128,656	128,656	-	-
G452	Maintenance and repair of motor vehicles	387	-	-	-	-

Continued

Table 6.1 Number of Establishments and Capital Expenditures for Directly Imported Tangible Fixed Assets for Wholesale and Retail Trade; Repair of Motor Vehicles and Motorcycles Establishments by Region and Industry Group: Philippines, 2018

(Values are in thousand PhP, except for number of establishments. Details may not add-up to total due to rounding and/or statistical disclosure control.)

Continued

2009 PSIC Code	Region / Industry Description	Number of Establishments	Directly Imported			
			Total	Transport Equipment	ICT Machinery and Equipment	Specialized Industrial Machineries
		(1)	(2)	(3)	(4)	(5)
G453	Sale of motor vehicle parts and accessories	688	151,797	151,797	-	-
G454	Sale, maintenance and repair of motorcycles and related parts and accessories	556	-	-	-	-
G461	Wholesale on a fee or contract basis	170	-	-	-	-
G462	Wholesale of agricultural raw materials and live animals	217	-	-	-	-
G463	Wholesale of food, beverages and tobacco	563	103,673	-	-	-
G464	Wholesale of household goods	2,144	-	-	-	-
G465	Wholesale of machinery, equipment and supplies	1,189	-	-	-	-
G466	Other specialized wholesale	1,043	16,722	-	-	16,722
G469	Non-specialized wholesale trade	28	-	-	-	-
G471	Retail sale in non-specialized stores	1,344	-	-	-	-
G472	Retail sale of food, beverages and tobacco in specialized stores	941	-	-	-	-
G473	Retail sale of automotive fuel in specialized stores	619	-	-	-	-
G474	Retail sale of information and communications equipment in specialized stores	770	-	-	-	-
G475	Retail sale of other household equipment in specialized stores	2,746	-	-	-	-
G476	Retail sale of cultural and recreation goods in specialized stores	539	-	-	-	-
G477	Retail sale of other goods in specialized stores	7,048	-	-	-	-
G479	Retail trade not in stores, stalls or markets	96	-	-	-	-
	Cordillera Administrative Region	4,683	-	-	-	-
G451	Sale of motor vehicles	37	-	-	-	-
G452	Maintenance and repair of motor vehicles	130	-	-	-	-
G453	Sale of motor vehicle parts and accessories	188	-	-	-	-
G454	Sale, maintenance and repair of motorcycles and related parts and accessories	293	-	-	-	-
G461	Wholesale on a fee or contract basis	12	-	-	-	-

Table 6.1 Number of Establishments and Capital Expenditures for Directly Imported Tangible Fixed Assets for Wholesale and Retail Trade; Repair of Motor Vehicles and Motorcycles Establishments by Region and Industry Group: Philippines, 2018*(Values are in thousand PhP, except for number of establishments. Details may not add-up to total due to rounding and/or statistical disclosure control.)**Continued*

2009 PSIC Code	Region / Industry Description	Number of Establishments	Directly Imported			
			Total	Transport Equipment	ICT Machinery and Equipment	Specialized Industrial Machineries
		(1)	(2)	(3)	(4)	(5)
G462	Wholesale of agricultural raw materials and live animals	74	-	-	-	-
G463	Wholesale of food, beverages and tobacco	126	-	-	-	-
G464	Wholesale of household goods	144	-	-	-	-
G465	Wholesale of machinery, equipment and supplies	41	-	-	-	-
G466	Other specialized wholesale	97	-	-	-	-
G471	Retail sale in non-specialized stores	376	-	-	-	-
G472	Retail sale of food, beverages and tobacco in specialized stores	391	-	-	-	-
G473	Retail sale of automotive fuel in specialized stores	346	-	-	-	-
G474	Retail sale of information and communications equipment in specialized stores	312	-	-	-	-
G475	Retail sale of other household equipment in specialized stores	820	-	-	-	-
G476	Retail sale of cultural and recreation goods in specialized stores	110	-	-	-	-
G477	Retail sale of other goods in specialized stores	1,161	-	-	-	-
G479	Retail trade not in stores, stalls or markets	24	-	-	-	-
	I - Ilocos Region	5,820	-	-	-	-
G451	Sale of motor vehicles	72	-	-	-	-
G452	Maintenance and repair of motor vehicles	159	-	-	-	-
G453	Sale of motor vehicle parts and accessories	354	-	-	-	-
G454	Sale, maintenance and repair of motorcycles and related parts and accessories	285	-	-	-	-
G462	Wholesale of agricultural raw materials and live animals	91	-	-	-	-
G463	Wholesale of food, beverages and tobacco	157	-	-	-	-
G464	Wholesale of household goods	273	-	-	-	-
G465	Wholesale of machinery, equipment and supplies	108	-	-	-	-
G466	Other specialized wholesale	244	-	-	-	-

Table 6.1 Number of Establishments and Capital Expenditures for Directly Imported Tangible Fixed Assets for Wholesale and Retail Trade; Repair of Motor Vehicles and Motorcycles Establishments by Region and Industry Group: Philippines, 2018

(Values are in thousand PhP, except for number of establishments. Details may not add-up to total due to rounding and/or statistical disclosure control.)

Continued

2009 PSIC Code	Region / Industry Description	Number of Establishments	Directly Imported			
			Total	Transport Equipment	ICT Machinery and Equipment	Specialized Industrial Machineries
			(1)	(2)	(3)	(4)
G469	Non-specialized wholesale trade	5	-	-	-	-
G471	Retail sale in non-specialized stores	793	-	-	-	-
G472	Retail sale of food, beverages and tobacco in specialized stores	525	-	-	-	-
G473	Retail sale of automotive fuel in specialized stores	294	-	-	-	-
G474	Retail sale of information and communications equipment in specialized stores	350	-	-	-	-
G475	Retail sale of other household equipment in specialized stores	815	-	-	-	-
G476	Retail sale of cultural and recreation goods in specialized stores	110	-	-	-	-
G477	Retail sale of other goods in specialized stores	1,173	-	-	-	-
G479	Retail trade not in stores, stalls or markets	10	-	-	-	-
	II - Cagayan Valley	5,470	-	-	-	-
G451	Sale of motor vehicles	68	-	-	-	-
G452	Maintenance and repair of motor vehicles	152	-	-	-	-
G453	Sale of motor vehicle parts and accessories	261	-	-	-	-
G454	Sale, maintenance and repair of motorcycles and related parts and accessories	365	-	-	-	-
G462	Wholesale of agricultural raw materials and live animals	162	-	-	-	-
G463	Wholesale of food, beverages and tobacco	87	-	-	-	-
G464	Wholesale of household goods	305	-	-	-	-
G465	Wholesale of machinery, equipment and supplies	69	-	-	-	-
G466	Other specialized wholesale	183	-	-	-	-
G471	Retail sale in non-specialized stores	337	-	-	-	-
G472	Retail sale of food, beverages and tobacco in specialized stores	669	-	-	-	-
G473	Retail sale of automotive fuel in specialized stores	358	-	-	-	-
G474	Retail sale of information and communications equipment in specialized stores	390	-	-	-	-

Table 6.1 Number of Establishments and Capital Expenditures for Directly Imported Tangible Fixed Assets for Wholesale and Retail Trade; Repair of Motor Vehicles and Motorcycles Establishments by Region and Industry Group: Philippines, 2018*(Values are in thousand PhP, except for number of establishments. Details may not add-up to total due to rounding and/or statistical disclosure control.)**Continued*

2009 PSIC Code	Region / Industry Description	Number of Establishments	Directly Imported			
			Total	Transport Equipment	ICT Machinery and Equipment	Specialized Industrial Machineries
		(1)	(2)	(3)	(4)	(5)
G475	Retail sale of other household equipment in specialized stores	705	-	-	-	-
G476	Retail sale of cultural and recreation goods in specialized stores	199	-	-	-	-
G477	Retail sale of other goods in specialized stores	1,151	-	-	-	-
G479	Retail trade not in stores, stalls or markets	9	-	-	-	-
III - Central Luzon		10,554	-	-	-	-
G451	Sale of motor vehicles	176	-	-	-	-
G452	Maintenance and repair of motor vehicles	233	-	-	-	-
G453	Sale of motor vehicle parts and accessories	331	-	-	-	-
G454	Sale, maintenance and repair of motorcycles and related parts and accessories	502	-	-	-	-
G461	Wholesale on a fee or contract basis	15	-	-	-	-
G462	Wholesale of agricultural raw materials and live animals	222	-	-	-	-
G463	Wholesale of food, beverages and tobacco	273	-	-	-	-
G464	Wholesale of household goods	466	-	-	-	-
G465	Wholesale of machinery, equipment and supplies	161	-	-	-	-
G466	Other specialized wholesale	362	-	-	-	-
G469	Non-specialized wholesale trade	5	-	-	-	-
G471	Retail sale in non-specialized stores	1,222	-	-	-	-
G472	Retail sale of food, beverages and tobacco in specialized stores	650	-	-	-	-
G473	Retail sale of automotive fuel in specialized stores	671	-	-	-	-
G474	Retail sale of information and communications equipment in specialized stores	183	-	-	-	-
G475	Retail sale of other household equipment in specialized stores	1,435	-	-	-	-
G476	Retail sale of cultural and recreation goods in specialized stores	259	-	-	-	-

Table 6.1 Number of Establishments and Capital Expenditures for Directly Imported Tangible Fixed Assets for Wholesale and Retail Trade; Repair of Motor Vehicles and Motorcycles Establishments by Region and Industry Group: Philippines, 2018

(Values are in thousand PhP, except for number of establishments. Details may not add-up to total due to rounding and/or statistical disclosure control.)

Continued

2009 PSIC Code	Region / Industry Description	Number of Establishments	Directly Imported			
			Total	Transport Equipment	ICT Machinery and Equipment	Specialized Industrial Machineries
		(1)	(2)	(3)	(4)	(5)
G477	Retail sale of other goods in specialized stores	3,376	-	-	-	-
G479	Retail trade not in stores, stalls or markets	12	-	-	-	-
	IVA - CALABARZON	12,537	-	-	-	-
G451	Sale of motor vehicles	105	-	-	-	-
G452	Maintenance and repair of motor vehicles	254	-	-	-	-
G453	Sale of motor vehicle parts and accessories	463	-	-	-	-
G454	Sale, maintenance and repair of motorcycles and related parts and accessories	665	-	-	-	-
G461	Wholesale on a fee or contract basis	48	-	-	-	-
G462	Wholesale of agricultural raw materials and live animals	120	-	-	-	-
G463	Wholesale of food, beverages and tobacco	292	-	-	-	-
G464	Wholesale of household goods	349	-	-	-	-
G465	Wholesale of machinery, equipment and supplies	154	-	-	-	-
G466	Other specialized wholesale	356	-	-	-	-
G469	Non-specialized wholesale trade	9	-	-	-	-
G471	Retail sale in non-specialized stores	1,855	-	-	-	-
G472	Retail sale of food, beverages and tobacco in specialized stores	1,477	-	-	-	-
G473	Retail sale of automotive fuel in specialized stores	788	-	-	-	-
G474	Retail sale of information and communications equipment in specialized stores	341	-	-	-	-
G475	Retail sale of other household equipment in specialized stores	2,207	-	-	-	-
G476	Retail sale of cultural and recreation goods in specialized stores	317	-	-	-	-
G477	Retail sale of other goods in specialized stores	2,698	-	-	-	-
G479	Retail trade not in stores, stalls or markets	38	-	-	-	-

Table 6.1 Number of Establishments and Capital Expenditures for Directly Imported Tangible Fixed Assets for Wholesale and Retail Trade; Repair of Motor Vehicles and Motorcycles Establishments by Region and Industry Group: Philippines, 2018*(Values are in thousand PhP, except for number of establishments. Details may not add-up to total due to rounding and/or statistical disclosure control.)**Continued*

2009 PSIC Code	Region / Industry Description	Number of Establishments	Directly Imported			
			Total	Transport Equipment	ICT Machinery and Equipment	Specialized Industrial Machineries
		(1)	(2)	(3)	(4)	(5)
	MIMAROPA	4,931	-	-	-	-
G451	Sale of motor vehicles	16	-	-	-	-
G452	Maintenance and repair of motor vehicles	102	-	-	-	-
G453	Sale of motor vehicle parts and accessories	195	-	-	-	-
G454	Sale, maintenance and repair of motorcycles and related parts and accessories	609	-	-	-	-
G461	Wholesale on a fee or contract basis	S	S	S	S	S
G462	Wholesale of agricultural raw materials and live animals	121	-	-	-	-
G463	Wholesale of food, beverages and tobacco	123	-	-	-	-
G464	Wholesale of household goods	202	-	-	-	-
G465	Wholesale of machinery, equipment and supplies	77	-	-	-	-
G466	Other specialized wholesale	111	-	-	-	-
G471	Retail sale in non-specialized stores	422	-	-	-	-
G472	Retail sale of food, beverages and tobacco in specialized stores	296	-	-	-	-
G473	Retail sale of automotive fuel in specialized stores	307	-	-	-	-
G474	Retail sale of information and communications equipment in specialized stores	289	-	-	-	-
G475	Retail sale of other household equipment in specialized stores	631	-	-	-	-
G476	Retail sale of cultural and recreation goods in specialized stores	105	-	-	-	-
G477	Retail sale of other goods in specialized stores	1,313	-	-	-	-
G479	Retail trade not in stores, stalls or markets	S	S	S	S	S
	V - Bicol Region	5,944	-	-	-	-
G451	Sale of motor vehicles	38	-	-	-	-
G452	Maintenance and repair of motor vehicles	185	-	-	-	-
G453	Sale of motor vehicle parts and accessories	195	-	-	-	-

Table 6.1 Number of Establishments and Capital Expenditures for Directly Imported Tangible Fixed Assets for Wholesale and Retail Trade; Repair of Motor Vehicles and Motorcycles Establishments by Region and Industry Group: Philippines, 2018

(Values are in thousand PhP, except for number of establishments. Details may not add-up to total due to rounding and/or statistical disclosure control.)

Continued

2009 PSIC Code	Region / Industry Description	Number of Establishments	Directly Imported			
			Total	Transport Equipment	ICT Machinery and Equipment	Specialized Industrial Machineries
		(1)	(2)	(3)	(4)	(5)
G454	Sale, maintenance and repair of motorcycles and related parts and accessories	331	-	-	-	-
G461	Wholesale on a fee or contract basis	27	-	-	-	-
G462	Wholesale of agricultural raw materials and live animals	111	-	-	-	-
G463	Wholesale of food, beverages and tobacco	227	-	-	-	-
G464	Wholesale of household goods	282	-	-	-	-
G465	Wholesale of machinery, equipment and supplies	139	-	-	-	-
G466	Other specialized wholesale	137	-	-	-	-
G471	Retail sale in non-specialized stores	481	-	-	-	-
G472	Retail sale of food, beverages and tobacco in specialized stores	602	-	-	-	-
G473	Retail sale of automotive fuel in specialized stores	333	-	-	-	-
G474	Retail sale of information and communications equipment in specialized stores	173	-	-	-	-
G475	Retail sale of other household equipment in specialized stores	810	-	-	-	-
G476	Retail sale of cultural and recreation goods in specialized stores	136	-	-	-	-
G477	Retail sale of other goods in specialized stores	1,719	-	-	-	-
G479	Retail trade not in stores, stalls or markets	17	-	-	-	-
	VI - Western Visayas	9,405	-	-	-	-
G451	Sale of motor vehicles	121	-	-	-	-
G452	Maintenance and repair of motor vehicles	193	-	-	-	-
G453	Sale of motor vehicle parts and accessories	216	-	-	-	-
G454	Sale, maintenance and repair of motorcycles and related parts and accessories	910	-	-	-	-
G461	Wholesale on a fee or contract basis	21	-	-	-	-
G462	Wholesale of agricultural raw materials and live animals	148	-	-	-	-
G463	Wholesale of food, beverages and tobacco	227	-	-	-	-

Table 6.1 Number of Establishments and Capital Expenditures for Directly Imported Tangible Fixed Assets for Wholesale and Retail Trade; Repair of Motor Vehicles and Motorcycles Establishments by Region and Industry Group: Philippines, 2018*(Values are in thousand PhP, except for number of establishments. Details may not add-up to total due to rounding and/or statistical disclosure control.)**Continued*

Continued

2009 PSIC Code	Region / Industry Description	Number of Establishments	Directly Imported			
			Total	Transport Equipment	ICT Machinery and Equipment	Specialized Industrial Machineries
		(1)	(2)	(3)	(4)	(5)
G464	Wholesale of household goods	350	-	-	-	-
G465	Wholesale of machinery, equipment and supplies	79	-	-	-	-
G466	Other specialized wholesale	207	-	-	-	-
G471	Retail sale in non-specialized stores	933	-	-	-	-
G472	Retail sale of food, beverages and tobacco in specialized stores	671	-	-	-	-
G473	Retail sale of automotive fuel in specialized stores	426	-	-	-	-
G474	Retail sale of information and communications equipment in specialized stores	517	-	-	-	-
G475	Retail sale of other household equipment in specialized stores	1,109	-	-	-	-
G476	Retail sale of cultural and recreation goods in specialized stores	274	-	-	-	-
G477	Retail sale of other goods in specialized stores	2,965	-	-	-	-
G479	Retail trade not in stores, stalls or markets	38	-	-	-	-
	VII - Central Visayas	11,642	-	-	-	-
G451	Sale of motor vehicles	206	-	-	-	-
G452	Maintenance and repair of motor vehicles	272	-	-	-	-
G453	Sale of motor vehicle parts and accessories	408	-	-	-	-
G454	Sale, maintenance and repair of motorcycles and related parts and accessories	486	-	-	-	-
G461	Wholesale on a fee or contract basis	38	-	-	-	-
G462	Wholesale of agricultural raw materials and live animals	118	-	-	-	-
G463	Wholesale of food, beverages and tobacco	233	-	-	-	-
G464	Wholesale of household goods	494	-	-	-	-
G465	Wholesale of machinery, equipment and supplies	216	-	-	-	-
G466	Other specialized wholesale	362	-	-	-	-
G469	Non-specialized wholesale trade	8	-	-	-	-
G471	Retail sale in non-specialized stores	1,032	-	-	-	-

Table 6.1 Number of Establishments and Capital Expenditures for Directly Imported Tangible Fixed Assets for Wholesale and Retail Trade; Repair of Motor Vehicles and Motorcycles Establishments by Region and Industry Group: Philippines, 2018

(Values are in thousand PhP, except for number of establishments. Details may not add-up to total due to rounding and/or statistical disclosure control.)

Continued

2009 PSIC Code	Region / Industry Description	Number of Establishments	Directly Imported			
			Total	Transport Equipment	ICT Machinery and Equipment	Specialized Industrial Machineries
		(1)	(2)	(3)	(4)	(5)
G472	Retail sale of food, beverages and tobacco in specialized stores	1,386	-	-	-	-
G473	Retail sale of automotive fuel in specialized stores	419	-	-	-	-
G474	Retail sale of information and communications equipment in specialized stores	461	-	-	-	-
G475	Retail sale of other household equipment in specialized stores	1,676	-	-	-	-
G476	Retail sale of cultural and recreation goods in specialized stores	217	-	-	-	-
G477	Retail sale of other goods in specialized stores	3,571	-	-	-	-
G479	Retail trade not in stores, stalls or markets	41	-	-	-	-
VIII - Eastern Visayas		6,429	-	-	-	-
G451	Sale of motor vehicles	70	-	-	-	-
G452	Maintenance and repair of motor vehicles	147	-	-	-	-
G453	Sale of motor vehicle parts and accessories	221	-	-	-	-
G454	Sale, maintenance and repair of motorcycles and related parts and accessories	352	-	-	-	-
G461	Wholesale on a fee or contract basis	9	-	-	-	-
G462	Wholesale of agricultural raw materials and live animals	123	-	-	-	-
G463	Wholesale of food, beverages and tobacco	182	-	-	-	-
G464	Wholesale of household goods	213	-	-	-	-
G465	Wholesale of machinery, equipment and supplies	82	-	-	-	-
G466	Other specialized wholesale	171	-	-	-	-
G471	Retail sale in non-specialized stores	448	-	-	-	-
G472	Retail sale of food, beverages and tobacco in specialized stores	827	-	-	-	-
G473	Retail sale of automotive fuel in specialized stores	402	-	-	-	-
G474	Retail sale of information and communications equipment in specialized stores	394	-	-	-	-

Table 6.1 Number of Establishments and Capital Expenditures for Directly Imported Tangible Fixed Assets for Wholesale and Retail Trade; Repair of Motor Vehicles and Motorcycles Establishments by Region and Industry Group: Philippines, 2018

(Values are in thousand PhP, except for number of establishments. Details may not add-up to total due to rounding and/or statistical disclosure control.)

Continued

Continued						
2009 PSIC Code	Region / Industry Description	Number of Establishments	Directly Imported			
			Total	Transport Equipment	ICT Machinery and Equipment	Specialized Industrial Machineries
		(1)	(2)	(3)	(4)	(5)
G475	Retail sale of other household equipment in specialized stores	896	-	-	-	-
G476	Retail sale of cultural and recreation goods in specialized stores	249	-	-	-	-
G477	Retail sale of other goods in specialized stores	1,643	-	-	-	-
	IX - Zamboanga Peninsula	7,248	-	-	-	-
G451	Sale of motor vehicles	84	-	-	-	-
G452	Maintenance and repair of motor vehicles	76	-	-	-	-
G453	Sale of motor vehicle parts and accessories	138	-	-	-	-
G454	Sale, maintenance and repair of motorcycles and related parts and accessories	646	-	-	-	-
G461	Wholesale on a fee or contract basis	32	-	-	-	-
G462	Wholesale of agricultural raw materials and live animals	228	-	-	-	-
G463	Wholesale of food, beverages and tobacco	243	-	-	-	-
G464	Wholesale of household goods	158	-	-	-	-
G465	Wholesale of machinery, equipment and supplies	98	-	-	-	-
G466	Other specialized wholesale	195	-	-	-	-
G471	Retail sale in non-specialized stores	913	-	-	-	-
G472	Retail sale of food, beverages and tobacco in specialized stores	662	-	-	-	-
G473	Retail sale of automotive fuel in specialized stores	359	-	-	-	-
G474	Retail sale of information and communications equipment in specialized stores	267	-	-	-	-
G475	Retail sale of other household equipment in specialized stores	765	-	-	-	-
G476	Retail sale of cultural and recreation goods in specialized stores	113	-	-	-	-
G477	Retail sale of other goods in specialized stores	2,263	-	-	-	-
G479	Retail trade not in stores, stalls or markets	9	-	-	-	-

Table 6.1 Number of Establishments and Capital Expenditures for Directly Imported Tangible Fixed Assets for Wholesale and Retail Trade; Repair of Motor Vehicles and Motorcycles Establishments by Region and Industry Group: Philippines, 2018

(Values are in thousand PhP, except for number of establishments. Details may not add-up to total due to rounding and/or statistical disclosure control.)

Continued

2009 PSIC Code	Region / Industry Description	Number of Establishments	Directly Imported			
			Total	Transport Equipment	ICT Machinery and Equipment	Specialized Industrial Machineries
		(1)	(2)	(3)	(4)	(5)
	X - Northern Mindanao	8,063	1,866	1,866	-	-
G451	Sale of motor vehicles	101	1,866	1,866	-	-
G452	Maintenance and repair of motor vehicles	176	-	-	-	-
G453	Sale of motor vehicle parts and accessories	274	-	-	-	-
G454	Sale, maintenance and repair of motorcycles and related parts and accessories	732	-	-	-	-
G461	Wholesale on a fee or contract basis	15	-	-	-	-
G462	Wholesale of agricultural raw materials and live animals	123	-	-	-	-
G463	Wholesale of food, beverages and tobacco	208	-	-	-	-
G464	Wholesale of household goods	253	-	-	-	-
G465	Wholesale of machinery, equipment and supplies	107	-	-	-	-
G466	Other specialized wholesale	162	-	-	-	-
G469	Non-specialized wholesale trade	30	-	-	-	-
G471	Retail sale in non-specialized stores	935	-	-	-	-
G472	Retail sale of food, beverages and tobacco in specialized stores	775	-	-	-	-
G473	Retail sale of automotive fuel in specialized stores	497	-	-	-	-
G474	Retail sale of information and communications equipment in specialized stores	569	-	-	-	-
G475	Retail sale of other household equipment in specialized stores	622	-	-	-	-
G476	Retail sale of cultural and recreation goods in specialized stores	147	-	-	-	-
G477	Retail sale of other goods in specialized stores	2,328	-	-	-	-
G479	Retail trade not in stores, stalls or markets	9	-	-	-	-
	XI - Davao Region	8,425	-	-	-	-
G451	Sale of motor vehicles	118	-	-	-	-
G452	Maintenance and repair of motor vehicles	225	-	-	-	-

Table 6.1 Number of Establishments and Capital Expenditures for Directly Imported Tangible Fixed Assets for Wholesale and Retail Trade; Repair of Motor Vehicles and Motorcycles Establishments by Region and Industry Group: Philippines, 2018*(Values are in thousand PhP, except for number of establishments. Details may not add-up to total due to rounding and/or statistical disclosure control.)**Continued*

Continued						
2009 PSIC Code	Region / Industry Description	Number of Establishments	Directly Imported			
			Total	Transport Equipment	ICT Machinery and Equipment	Specialized Industrial Machineries
		(1)	(2)	(3)	(4)	(5)
G453	Sale of motor vehicle parts and accessories	357	-	-	-	-
G454	Sale, maintenance and repair of motorcycles and related parts and accessories	579	-	-	-	-
G461	Wholesale on a fee or contract basis	74	-	-	-	-
G462	Wholesale of agricultural raw materials and live animals	157	-	-	-	-
G463	Wholesale of food, beverages and tobacco	238	-	-	-	-
G464	Wholesale of household goods	332	-	-	-	-
G465	Wholesale of machinery, equipment and supplies	82	-	-	-	-
G466	Other specialized wholesale	266	-	-	-	-
G469	Non-specialized wholesale trade	9	-	-	-	-
G471	Retail sale in non-specialized stores	628	-	-	-	-
G472	Retail sale of food, beverages and tobacco in specialized stores	561	-	-	-	-
G473	Retail sale of automotive fuel in specialized stores	464	-	-	-	-
G474	Retail sale of information and communications equipment in specialized stores	558	-	-	-	-
G475	Retail sale of other household equipment in specialized stores	584	-	-	-	-
G476	Retail sale of cultural and recreation goods in specialized stores	181	-	-	-	-
G477	Retail sale of other goods in specialized stores	2,994	-	-	-	-
G479	Retail trade not in stores, stalls or markets	21	-	-	-	-
	XII - SOCCSKSARGEN	7,783	6	-	-	-
G451	Sale of motor vehicles	68	-	-	-	-
G452	Maintenance and repair of motor vehicles	221	-	-	-	-
G453	Sale of motor vehicle parts and accessories	305	-	-	-	-
G454	Sale, maintenance and repair of motorcycles and related parts and accessories	460	-	-	-	-
G461	Wholesale on a fee or contract basis	53	-	-	-	-

Table 6.1 Number of Establishments and Capital Expenditures for Directly Imported Tangible Fixed Assets for Wholesale and Retail Trade; Repair of Motor Vehicles and Motorcycles Establishments by Region and Industry Group: Philippines, 2018

(Values are in thousand PhP, except for number of establishments. Details may not add-up to total due to rounding and/or statistical disclosure control.)

Continued

2009 PSIC Code	Region / Industry Description	Number of Establishments	Directly Imported			
			Total	Transport Equipment	ICT Machinery and Equipment	Specialized Industrial Machineries
		(1)	(2)	(3)	(4)	(5)
G462	Wholesale of agricultural raw materials and live animals	192	-	-	-	-
G463	Wholesale of food, beverages and tobacco	179	6	-	-	-
G464	Wholesale of household goods	251	-	-	-	-
G465	Wholesale of machinery, equipment and supplies	113	-	-	-	-
G466	Other specialized wholesale	130	-	-	-	-
G471	Retail sale in non-specialized stores	652	-	-	-	-
G472	Retail sale of food, beverages and tobacco in specialized stores	778	-	-	-	-
G473	Retail sale of automotive fuel in specialized stores	447	-	-	-	-
G474	Retail sale of information and communications equipment in specialized stores	834	-	-	-	-
G475	Retail sale of other household equipment in specialized stores	1,031	-	-	-	-
G476	Retail sale of cultural and recreation goods in specialized stores	248	-	-	-	-
G477	Retail sale of other goods in specialized stores	1,804	-	-	-	-
G479	Retail trade not in stores, stalls or markets	15	-	-	-	-
	XIII - Caraga	5,390	-	-	-	-
G451	Sale of motor vehicles	27	-	-	-	-
G452	Maintenance and repair of motor vehicles	80	-	-	-	-
G453	Sale of motor vehicle parts and accessories	138	-	-	-	-
G454	Sale, maintenance and repair of motorcycles and related parts and accessories	586	-	-	-	-
G461	Wholesale on a fee or contract basis	S	S	S	S	S
G462	Wholesale of agricultural raw materials and live animals	158	-	-	-	-
G463	Wholesale of food, beverages and tobacco	100	-	-	-	-
G464	Wholesale of household goods	133	-	-	-	-
G465	Wholesale of machinery, equipment and supplies	75	-	-	-	-

Table 6.1 Number of Establishments and Capital Expenditures for Directly Imported Tangible Fixed Assets for Wholesale and Retail Trade; Repair of Motor Vehicles and Motorcycles Establishments by Region and Industry Group: Philippines, 2018

(Values are in thousand PhP, except for number of establishments. Details may not add-up to total due to rounding and/or statistical disclosure control.)

Continued

2009 PSIC Code	Region / Industry Description	Number of Establishments	Directly Imported			
			Total	Transport Equipment	ICT Machinery and Equipment	Specialized Industrial Machineries
		(1)	(2)	(3)	(4)	(5)
G466	Other specialized wholesale	107	-	-	-	-
G471	Retail sale in non-specialized stores	847	-	-	-	-
G472	Retail sale of food, beverages and tobacco in specialized stores	448	-	-	-	-
G473	Retail sale of automotive fuel in specialized stores	253	-	-	-	-
G474	Retail sale of information and communications equipment in specialized stores	304	-	-	-	-
G475	Retail sale of other household equipment in specialized stores	475	-	-	-	-
G476	Retail sale of cultural and recreation goods in specialized stores	140	-	-	-	-
G477	Retail sale of other goods in specialized stores	1,508	-	-	-	-
G479	Retail trade not in stores, stalls or markets	S	S	S	S	S
	Autonomous Region in Muslim Mindanao	1,984	-	-	-	-
G451	Sale of motor vehicles	11	-	-	-	-
G453	Sale of motor vehicle parts and accessories	106	-	-	-	-
G454	Sale, maintenance and repair of motorcycles and related parts and accessories	144	-	-	-	-
G462	Wholesale of agricultural raw materials and live animals	64	-	-	-	-
G463	Wholesale of food, beverages and tobacco	51	-	-	-	-
G464	Wholesale of household goods	22	-	-	-	-
G465	Wholesale of machinery, equipment and supplies	19	-	-	-	-
G466	Other specialized wholesale	39	-	-	-	-
G471	Retail sale in non-specialized stores	260	-	-	-	-
G472	Retail sale of food, beverages and tobacco in specialized stores	134	-	-	-	-
G473	Retail sale of automotive fuel in specialized stores	91	-	-	-	-
G474	Retail sale of information and communications equipment in specialized stores	71	-	-	-	-
G475	Retail sale of other household equipment in specialized stores	60	-	-	-	-

Table 6.1 Number of Establishments and Capital Expenditures for Directly Imported Tangible Fixed Assets for Wholesale and Retail Trade; Repair of Motor Vehicles and Motorcycles Establishments by Region and Industry Group: Philippines, 2018*(Values are in thousand PhP, except for number of establishments. Details may not add-up to total due to rounding and/or statistical disclosure control.)**Continued*

2009 PSIC Code	Region / Industry Description	Number of Establishments	Directly Imported			
			Total	Transport Equipment	ICT Machinery and Equipment	Specialized Industrial Machineries
		(1)	(2)	(3)	(4)	(5)
G476	Retail sale of cultural and recreation goods in specialized stores	30	-	-	-	-
G477	Retail sale of other goods in specialized stores	871	-	-	-	-
G479	Retail trade not in stores, stalls or markets	11	-	-	-	-

Table 6.1 Number of Establishments and Capital Expenditures for Directly Imported Tangible Fixed Assets for Wholesale and Retail Trade; Repair of Motor Vehicles and Motorcycles Establishments by Region and Industry Group: Philippines, 2018

(Values are in thousand PhP, except for number of establishments. Details may not add-up to total due to rounding and/or statistical disclosure control.)

Continued

2009 PSIC Code	Region / Industry Description	Directly Imported			
		General Machinery and Equipment	Other Machinery and Equipment	Valuables	Other Tangible Fixed Assets
		(6)	(7)	(8)	(9)
	Philippines	103,679	-	-	-
G451	Sale of motor vehicles	-	-	-	-
G452	Maintenance and repair of motor vehicles	-	-	-	-
G453	Sale of motor vehicle parts and accessories	-	-	-	-
G454	Sale, maintenance and repair of motorcycles and related parts and accessories	-	-	-	-
G461	Wholesale on a fee or contract basis	-	-	-	-
G462	Wholesale of agricultural raw materials and live animals	-	-	-	-
G463	Wholesale of food, beverages and tobacco	103,679	-	-	-
G464	Wholesale of household goods	-	-	-	-
G465	Wholesale of machinery, equipment and supplies	-	-	-	-
G466	Other specialized wholesale	-	-	-	-
G469	Non-specialized wholesale trade	-	-	-	-
G471	Retail sale in non-specialized stores	-	-	-	-
G472	Retail sale of food, beverages and tobacco in specialized stores	-	-	-	-
G473	Retail sale of automotive fuel in specialized stores	-	-	-	-
G474	Retail sale of information and communications equipment in specialized stores	-	-	-	-
G475	Retail sale of other household equipment in specialized stores	-	-	-	-
G476	Retail sale of cultural and recreation goods in specialized stores	-	-	-	-
G477	Retail sale of other goods in specialized stores	-	-	-	-
G479	Retail trade not in stores, stalls or markets	-	-	-	-
	National Capital Region	103,673	-	-	-
G451	Sale of motor vehicles	-	-	-	-
G452	Maintenance and repair of motor vehicles	-	-	-	-

Table 6.1 Number of Establishments and Capital Expenditures for Directly Imported Tangible Fixed Assets for Wholesale and Retail Trade; Repair of Motor Vehicles and Motorcycles Establishments by Region and Industry Group: Philippines, 2018

(Values are in thousand PhP, except for number of establishments. Details may not add-up to total due to rounding and/or statistical disclosure control.)

Continued

2009 PSIC Code	Region / Industry Description	Directly Imported			
		General Machinery and Equipment	Other Machinery and Equipment	Valuables	Other Tangible Fixed Assets
		(6)	(7)	(8)	(9)
G453	Sale of motor vehicle parts and accessories	-	-	-	-
G454	Sale, maintenance and repair of motorcycles and related parts and accessories	-	-	-	-
G461	Wholesale on a fee or contract basis	-	-	-	-
G462	Wholesale of agricultural raw materials and live animals	-	-	-	-
G463	Wholesale of food, beverages and tobacco	103,673	-	-	-
G464	Wholesale of household goods	-	-	-	-
G465	Wholesale of machinery, equipment and supplies	-	-	-	-
G466	Other specialized wholesale	-	-	-	-
G469	Non-specialized wholesale trade	-	-	-	-
G471	Retail sale in non-specialized stores	-	-	-	-
G472	Retail sale of food, beverages and tobacco in specialized stores	-	-	-	-
G473	Retail sale of automotive fuel in specialized stores	-	-	-	-
G474	Retail sale of information and communications equipment in specialized stores	-	-	-	-
G475	Retail sale of other household equipment in specialized stores	-	-	-	-
G476	Retail sale of cultural and recreation goods in specialized stores	-	-	-	-
G477	Retail sale of other goods in specialized stores	-	-	-	-
G479	Retail trade not in stores, stalls or markets	-	-	-	-
	Cordillera Administrative Region	-	-	-	-
G451	Sale of motor vehicles	-	-	-	-
G452	Maintenance and repair of motor vehicles	-	-	-	-
G453	Sale of motor vehicle parts and accessories	-	-	-	-
G454	Sale, maintenance and repair of motorcycles and related parts and accessories	-	-	-	-

Table 6.1 Number of Establishments and Capital Expenditures for Directly Imported Tangible Fixed Assets for Wholesale and Retail Trade; Repair of Motor Vehicles and Motorcycles Establishments by Region and Industry Group: Philippines, 2018

(Values are in thousand PhP, except for number of establishments. Details may not add-up to total due to rounding and/or statistical disclosure control.)

Continued

2009 PSIC Code	Region / Industry Description	Directly Imported			
		General Machinery and Equipment	Other Machinery and Equipment	Valuables	Other Tangible Fixed Assets
		(6)	(7)	(8)	(9)
G461	Wholesale on a fee or contract basis	-	-	-	-
G462	Wholesale of agricultural raw materials and live animals	-	-	-	-
G463	Wholesale of food, beverages and tobacco	-	-	-	-
G464	Wholesale of household goods	-	-	-	-
G465	Wholesale of machinery, equipment and supplies	-	-	-	-
G466	Other specialized wholesale	-	-	-	-
G471	Retail sale in non-specialized stores	-	-	-	-
G472	Retail sale of food, beverages and tobacco in specialized stores	-	-	-	-
G473	Retail sale of automotive fuel in specialized stores	-	-	-	-
G474	Retail sale of information and communications equipment in specialized stores	-	-	-	-
G475	Retail sale of other household equipment in specialized stores	-	-	-	-
G476	Retail sale of cultural and recreation goods in specialized stores	-	-	-	-
G477	Retail sale of other goods in specialized stores	-	-	-	-
G479	Retail trade not in stores, stalls or markets	-	-	-	-
	I - Ilocos Region	-	-	-	-
G451	Sale of motor vehicles	-	-	-	-
G452	Maintenance and repair of motor vehicles	-	-	-	-
G453	Sale of motor vehicle parts and accessories	-	-	-	-
G454	Sale, maintenance and repair of motorcycles and related parts and accessories	-	-	-	-
G462	Wholesale of agricultural raw materials and live animals	-	-	-	-
G463	Wholesale of food, beverages and tobacco	-	-	-	-
G464	Wholesale of household goods	-	-	-	-
G465	Wholesale of machinery, equipment and supplies	-	-	-	-

Table 6.1 Number of Establishments and Capital Expenditures for Directly Imported Tangible Fixed Assets for Wholesale and Retail Trade; Repair of Motor Vehicles and Motorcycles Establishments by Region and Industry Group: Philippines, 2018

(Values are in thousand PhP, except for number of establishments. Details may not add-up to total due to rounding and/or statistical disclosure control.)

Continued

2009 PSIC Code	Region / Industry Description	Directly Imported			
		General Machinery and Equipment	Other Machinery and Equipment	Valuables	Other Tangible Fixed Assets
		(6)	(7)	(8)	(9)
G466	Other specialized wholesale	-	-	-	-
G469	Non-specialized wholesale trade	-	-	-	-
G471	Retail sale in non-specialized stores	-	-	-	-
G472	Retail sale of food, beverages and tobacco in specialized stores	-	-	-	-
G473	Retail sale of automotive fuel in specialized stores	-	-	-	-
G474	Retail sale of information and communications equipment in specialized stores	-	-	-	-
G475	Retail sale of other household equipment in specialized stores	-	-	-	-
G476	Retail sale of cultural and recreation goods in specialized stores	-	-	-	-
G477	Retail sale of other goods in specialized stores	-	-	-	-
G479	Retail trade not in stores, stalls or markets	-	-	-	-
	II - Cagayan Valley	-	-	-	-
G451	Sale of motor vehicles	-	-	-	-
G452	Maintenance and repair of motor vehicles	-	-	-	-
G453	Sale of motor vehicle parts and accessories	-	-	-	-
G454	Sale, maintenance and repair of motorcycles and related parts and accessories	-	-	-	-
G462	Wholesale of agricultural raw materials and live animals	-	-	-	-
G463	Wholesale of food, beverages and tobacco	-	-	-	-
G464	Wholesale of household goods	-	-	-	-
G465	Wholesale of machinery, equipment and supplies	-	-	-	-
G466	Other specialized wholesale	-	-	-	-
G471	Retail sale in non-specialized stores	-	-	-	-
G472	Retail sale of food, beverages and tobacco in specialized stores	-	-	-	-

Table 6.1 Number of Establishments and Capital Expenditures for Directly Imported Tangible Fixed Assets for Wholesale and Retail Trade; Repair of Motor Vehicles and Motorcycles Establishments by Region and Industry Group: Philippines, 2018

(Values are in thousand PhP, except for number of establishments. Details may not add-up to total due to rounding and/or statistical disclosure control.)

Continued

2009 PSIC Code	Region / Industry Description	Directly Imported			
		General Machinery and Equipment	Other Machinery and Equipment	Valuables	Other Tangible Fixed Assets
		(6)	(7)	(8)	(9)
G473	Retail sale of automotive fuel in specialized stores	-	-	-	-
G474	Retail sale of information and communications equipment in specialized stores	-	-	-	-
G475	Retail sale of other household equipment in specialized stores	-	-	-	-
G476	Retail sale of cultural and recreation goods in specialized stores	-	-	-	-
G477	Retail sale of other goods in specialized stores	-	-	-	-
G479	Retail trade not in stores, stalls or markets	-	-	-	-
	III - Central Luzon	-	-	-	-
G451	Sale of motor vehicles	-	-	-	-
G452	Maintenance and repair of motor vehicles	-	-	-	-
G453	Sale of motor vehicle parts and accessories	-	-	-	-
G454	Sale, maintenance and repair of motorcycles and related parts and accessories	-	-	-	-
G461	Wholesale on a fee or contract basis	-	-	-	-
G462	Wholesale of agricultural raw materials and live animals	-	-	-	-
G463	Wholesale of food, beverages and tobacco	-	-	-	-
G464	Wholesale of household goods	-	-	-	-
G465	Wholesale of machinery, equipment and supplies	-	-	-	-
G466	Other specialized wholesale	-	-	-	-
G469	Non-specialized wholesale trade	-	-	-	-
G471	Retail sale in non-specialized stores	-	-	-	-
G472	Retail sale of food, beverages and tobacco in specialized stores	-	-	-	-
G473	Retail sale of automotive fuel in specialized stores	-	-	-	-
G474	Retail sale of information and communications equipment in specialized stores	-	-	-	-

Table 6.1 Number of Establishments and Capital Expenditures for Directly Imported Tangible Fixed Assets for Wholesale and Retail Trade; Repair of Motor Vehicles and Motorcycles Establishments by Region and Industry Group: Philippines, 2018

(Values are in thousand PhP, except for number of establishments. Details may not add-up to total due to rounding and/or statistical disclosure control.)

Continued

2009 PSIC Code	Region / Industry Description	Directly Imported			
		General Machinery and Equipment	Other Machinery and Equipment	Valuables	Other Tangible Fixed Assets
		(6)	(7)	(8)	(9)
G475	Retail sale of other household equipment in specialized stores	-	-	-	-
G476	Retail sale of cultural and recreation goods in specialized stores	-	-	-	-
G477	Retail sale of other goods in specialized stores	-	-	-	-
G479	Retail trade not in stores, stalls or markets	-	-	-	-
	IVA - CALABARZON	-	-	-	-
G451	Sale of motor vehicles	-	-	-	-
G452	Maintenance and repair of motor vehicles	-	-	-	-
G453	Sale of motor vehicle parts and accessories	-	-	-	-
G454	Sale, maintenance and repair of motorcycles and related parts and accessories	-	-	-	-
G461	Wholesale on a fee or contract basis	-	-	-	-
G462	Wholesale of agricultural raw materials and live animals	-	-	-	-
G463	Wholesale of food, beverages and tobacco	-	-	-	-
G464	Wholesale of household goods	-	-	-	-
G465	Wholesale of machinery, equipment and supplies	-	-	-	-
G466	Other specialized wholesale	-	-	-	-
G469	Non-specialized wholesale trade	-	-	-	-
G471	Retail sale in non-specialized stores	-	-	-	-
G472	Retail sale of food, beverages and tobacco in specialized stores	-	-	-	-
G473	Retail sale of automotive fuel in specialized stores	-	-	-	-
G474	Retail sale of information and communications equipment in specialized stores	-	-	-	-
G475	Retail sale of other household equipment in specialized stores	-	-	-	-
G476	Retail sale of cultural and recreation goods in specialized stores	-	-	-	-
G477	Retail sale of other goods in specialized stores	-	-	-	-

Table 6.1 Number of Establishments and Capital Expenditures for Directly Imported Tangible Fixed Assets for Wholesale and Retail Trade; Repair of Motor Vehicles and Motorcycles Establishments by Region and Industry Group: Philippines, 2018

(Values are in thousand PhP, except for number of establishments. Details may not add-up to total due to rounding and/or statistical disclosure control.)

Continued

2009 PSIC Code	Region / Industry Description	Directly Imported			
		General Machinery and Equipment	Other Machinery and Equipment	Valuables	Other Tangible Fixed Assets
		(6)	(7)	(8)	(9)
G479	Retail trade not in stores, stalls or markets	-	-	-	-
	MIMAROPA	-	-	-	-
G451	Sale of motor vehicles	-	-	-	-
G452	Maintenance and repair of motor vehicles	-	-	-	-
G453	Sale of motor vehicle parts and accessories	-	-	-	-
G454	Sale, maintenance and repair of motorcycles and related parts and accessories	-	-	-	-
G461	Wholesale on a fee or contract basis	S	S	S	S
G462	Wholesale of agricultural raw materials and live animals	-	-	-	-
G463	Wholesale of food, beverages and tobacco	-	-	-	-
G464	Wholesale of household goods	-	-	-	-
G465	Wholesale of machinery, equipment and supplies	-	-	-	-
G466	Other specialized wholesale	-	-	-	-
G471	Retail sale in non-specialized stores	-	-	-	-
G472	Retail sale of food, beverages and tobacco in specialized stores	-	-	-	-
G473	Retail sale of automotive fuel in specialized stores	-	-	-	-
G474	Retail sale of information and communications equipment in specialized stores	-	-	-	-
G475	Retail sale of other household equipment in specialized stores	-	-	-	-
G476	Retail sale of cultural and recreation goods in specialized stores	-	-	-	-
G477	Retail sale of other goods in specialized stores	-	-	-	-
G479	Retail trade not in stores, stalls or markets	S	S	S	S

Table 6.1 Number of Establishments and Capital Expenditures for Directly Imported Tangible Fixed Assets for Wholesale and Retail Trade; Repair of Motor Vehicles and Motorcycles Establishments by Region and Industry Group: Philippines, 2018

(Values are in thousand PhP, except for number of establishments. Details may not add-up to total due to rounding and/or statistical disclosure control.)

Continued

2009 PSIC Code	Region / Industry Description	Directly Imported			
		General Machinery and Equipment	Other Machinery and Equipment	Valuables	Other Tangible Fixed Assets
		(6)	(7)	(8)	(9)
	V - Bicol Region	-	-	-	-
G451	Sale of motor vehicles	-	-	-	-
G452	Maintenance and repair of motor vehicles	-	-	-	-
G453	Sale of motor vehicle parts and accessories	-	-	-	-
G454	Sale, maintenance and repair of motorcycles and related parts and accessories	-	-	-	-
G461	Wholesale on a fee or contract basis	-	-	-	-
G462	Wholesale of agricultural raw materials and live animals	-	-	-	-
G463	Wholesale of food, beverages and tobacco	-	-	-	-
G464	Wholesale of household goods	-	-	-	-
G465	Wholesale of machinery, equipment and supplies	-	-	-	-
G466	Other specialized wholesale	-	-	-	-
G471	Retail sale in non-specialized stores	-	-	-	-
G472	Retail sale of food, beverages and tobacco in specialized stores	-	-	-	-
G473	Retail sale of automotive fuel in specialized stores	-	-	-	-
G474	Retail sale of information and communications equipment in specialized stores	-	-	-	-
G475	Retail sale of other household equipment in specialized stores	-	-	-	-
G476	Retail sale of cultural and recreation goods in specialized stores	-	-	-	-
G477	Retail sale of other goods in specialized stores	-	-	-	-
G479	Retail trade not in stores, stalls or markets	-	-	-	-
	VI - Western Visayas	-	-	-	-
G451	Sale of motor vehicles	-	-	-	-
G452	Maintenance and repair of motor vehicles	-	-	-	-

Table 6.1 Number of Establishments and Capital Expenditures for Directly Imported Tangible Fixed Assets for Wholesale and Retail Trade; Repair of Motor Vehicles and Motorcycles Establishments by Region and Industry Group: Philippines, 2018

(Values are in thousand PhP, except for number of establishments. Details may not add-up to total due to rounding and/or statistical disclosure control.)

Continued

2009 PSIC Code	Region / Industry Description	Directly Imported			
		General Machinery and Equipment	Other Machinery and Equipment	Valuables	Other Tangible Fixed Assets
		(6)	(7)	(8)	(9)
G453	Sale of motor vehicle parts and accessories	-	-	-	-
G454	Sale, maintenance and repair of motorcycles and related parts and accessories	-	-	-	-
G461	Wholesale on a fee or contract basis	-	-	-	-
G462	Wholesale of agricultural raw materials and live animals	-	-	-	-
G463	Wholesale of food, beverages and tobacco	-	-	-	-
G464	Wholesale of household goods	-	-	-	-
G465	Wholesale of machinery, equipment and supplies	-	-	-	-
G466	Other specialized wholesale	-	-	-	-
G471	Retail sale in non-specialized stores	-	-	-	-
G472	Retail sale of food, beverages and tobacco in specialized stores	-	-	-	-
G473	Retail sale of automotive fuel in specialized stores	-	-	-	-
G474	Retail sale of information and communications equipment in specialized stores	-	-	-	-
G475	Retail sale of other household equipment in specialized stores	-	-	-	-
G476	Retail sale of cultural and recreation goods in specialized stores	-	-	-	-
G477	Retail sale of other goods in specialized stores	-	-	-	-
G479	Retail trade not in stores, stalls or markets	-	-	-	-
	VII - Central Visayas	-	-	-	-
G451	Sale of motor vehicles	-	-	-	-
G452	Maintenance and repair of motor vehicles	-	-	-	-
G453	Sale of motor vehicle parts and accessories	-	-	-	-
G454	Sale, maintenance and repair of motorcycles and related parts and accessories	-	-	-	-
G461	Wholesale on a fee or contract basis	-	-	-	-

Table 6.1 Number of Establishments and Capital Expenditures for Directly Imported Tangible Fixed Assets for Wholesale and Retail Trade; Repair of Motor Vehicles and Motorcycles Establishments by Region and Industry Group: Philippines, 2018

(Values are in thousand PhP, except for number of establishments. Details may not add-up to total due to rounding and/or statistical disclosure control.)

Continued

2009 PSIC Code	Region / Industry Description	Directly Imported			
		General Machinery and Equipment	Other Machinery and Equipment	Valuables	Other Tangible Fixed Assets
		(6)	(7)	(8)	(9)
G462	Wholesale of agricultural raw materials and live animals	-	-	-	-
G463	Wholesale of food, beverages and tobacco	-	-	-	-
G464	Wholesale of household goods	-	-	-	-
G465	Wholesale of machinery, equipment and supplies	-	-	-	-
G466	Other specialized wholesale	-	-	-	-
G469	Non-specialized wholesale trade	-	-	-	-
G471	Retail sale in non-specialized stores	-	-	-	-
G472	Retail sale of food, beverages and tobacco in specialized stores	-	-	-	-
G473	Retail sale of automotive fuel in specialized stores	-	-	-	-
G474	Retail sale of information and communications equipment in specialized stores	-	-	-	-
G475	Retail sale of other household equipment in specialized stores	-	-	-	-
G476	Retail sale of cultural and recreation goods in specialized stores	-	-	-	-
G477	Retail sale of other goods in specialized stores	-	-	-	-
G479	Retail trade not in stores, stalls or markets	-	-	-	-
	VIII - Eastern Visayas	-	-	-	-
G451	Sale of motor vehicles	-	-	-	-
G452	Maintenance and repair of motor vehicles	-	-	-	-
G453	Sale of motor vehicle parts and accessories	-	-	-	-
G454	Sale, maintenance and repair of motorcycles and related parts and accessories	-	-	-	-
G461	Wholesale on a fee or contract basis	-	-	-	-
G462	Wholesale of agricultural raw materials and live animals	-	-	-	-
G463	Wholesale of food, beverages and tobacco	-	-	-	-
G464	Wholesale of household goods	-	-	-	-

Table 6.1 Number of Establishments and Capital Expenditures for Directly Imported Tangible Fixed Assets for Wholesale and Retail Trade; Repair of Motor Vehicles and Motorcycles Establishments by Region and Industry Group: Philippines, 2018*(Values are in thousand PhP, except for number of establishments. Details may not add-up to total due to rounding and/or statistical disclosure control.)**Continued*

2009 PSIC Code	Region / Industry Description	Directly Imported			
		General Machinery and Equipment	Other Machinery and Equipment	Valuables	Other Tangible Fixed Assets
		(6)	(7)	(8)	(9)
G465	Wholesale of machinery, equipment and supplies	-	-	-	-
G466	Other specialized wholesale	-	-	-	-
G471	Retail sale in non-specialized stores	-	-	-	-
G472	Retail sale of food, beverages and tobacco in specialized stores	-	-	-	-
G473	Retail sale of automotive fuel in specialized stores	-	-	-	-
G474	Retail sale of information and communications equipment in specialized stores	-	-	-	-
G475	Retail sale of other household equipment in specialized stores	-	-	-	-
G476	Retail sale of cultural and recreation goods in specialized stores	-	-	-	-
G477	Retail sale of other goods in specialized stores	-	-	-	-
	IX - Zamboanga Peninsula	-	-	-	-
G451	Sale of motor vehicles	-	-	-	-
G452	Maintenance and repair of motor vehicles	-	-	-	-
G453	Sale of motor vehicle parts and accessories	-	-	-	-
G454	Sale, maintenance and repair of motorcycles and related parts and accessories	-	-	-	-
G461	Wholesale on a fee or contract basis	-	-	-	-
G462	Wholesale of agricultural raw materials and live animals	-	-	-	-
G463	Wholesale of food, beverages and tobacco	-	-	-	-
G464	Wholesale of household goods	-	-	-	-
G465	Wholesale of machinery, equipment and supplies	-	-	-	-
G466	Other specialized wholesale	-	-	-	-
G471	Retail sale in non-specialized stores	-	-	-	-
G472	Retail sale of food, beverages and tobacco in specialized stores	-	-	-	-
G473	Retail sale of automotive fuel in specialized stores	-	-	-	-

Table 6.1 Number of Establishments and Capital Expenditures for Directly Imported Tangible Fixed Assets for Wholesale and Retail Trade; Repair of Motor Vehicles and Motorcycles Establishments by Region and Industry Group: Philippines, 2018

(Values are in thousand PhP, except for number of establishments. Details may not add-up to total due to rounding and/or statistical disclosure control.)

Continued

2009 PSIC Code	Region / Industry Description	Directly Imported			
		General Machinery and Equipment	Other Machinery and Equipment	Valuables	Other Tangible Fixed Assets
		(6)	(7)	(8)	(9)
G474	Retail sale of information and communications equipment in specialized stores	-	-	-	-
G475	Retail sale of other household equipment in specialized stores	-	-	-	-
G476	Retail sale of cultural and recreation goods in specialized stores	-	-	-	-
G477	Retail sale of other goods in specialized stores	-	-	-	-
G479	Retail trade not in stores, stalls or markets	-	-	-	-
	X - Northern Mindanao	-	-	-	-
G451	Sale of motor vehicles	-	-	-	-
G452	Maintenance and repair of motor vehicles	-	-	-	-
G453	Sale of motor vehicle parts and accessories	-	-	-	-
G454	Sale, maintenance and repair of motorcycles and related parts and accessories	-	-	-	-
G461	Wholesale on a fee or contract basis	-	-	-	-
G462	Wholesale of agricultural raw materials and live animals	-	-	-	-
G463	Wholesale of food, beverages and tobacco	-	-	-	-
G464	Wholesale of household goods	-	-	-	-
G465	Wholesale of machinery, equipment and supplies	-	-	-	-
G466	Other specialized wholesale	-	-	-	-
G469	Non-specialized wholesale trade	-	-	-	-
G471	Retail sale in non-specialized stores	-	-	-	-
G472	Retail sale of food, beverages and tobacco in specialized stores	-	-	-	-
G473	Retail sale of automotive fuel in specialized stores	-	-	-	-
G474	Retail sale of information and communications equipment in specialized stores	-	-	-	-
G475	Retail sale of other household equipment in specialized stores	-	-	-	-

Table 6.1 Number of Establishments and Capital Expenditures for Directly Imported Tangible Fixed Assets for Wholesale and Retail Trade; Repair of Motor Vehicles and Motorcycles Establishments by Region and Industry Group: Philippines, 2018

(Values are in thousand PhP, except for number of establishments. Details may not add-up to total due to rounding and/or statistical disclosure control.)

Continued

2009 PSIC Code	Region / Industry Description	Directly Imported			
		General Machinery and Equipment	Other Machinery and Equipment	Valuables	Other Tangible Fixed Assets
		(6)	(7)	(8)	(9)
G476	Retail sale of cultural and recreation goods in specialized stores	-	-	-	-
G477	Retail sale of other goods in specialized stores	-	-	-	-
G479	Retail trade not in stores, stalls or markets	-	-	-	-
	XI - Davao Region	-	-	-	-
G451	Sale of motor vehicles	-	-	-	-
G452	Maintenance and repair of motor vehicles	-	-	-	-
G453	Sale of motor vehicle parts and accessories	-	-	-	-
G454	Sale, maintenance and repair of motorcycles and related parts and accessories	-	-	-	-
G461	Wholesale on a fee or contract basis	-	-	-	-
G462	Wholesale of agricultural raw materials and live animals	-	-	-	-
G463	Wholesale of food, beverages and tobacco	-	-	-	-
G464	Wholesale of household goods	-	-	-	-
G465	Wholesale of machinery, equipment and supplies	-	-	-	-
G466	Other specialized wholesale	-	-	-	-
G469	Non-specialized wholesale trade	-	-	-	-
G471	Retail sale in non-specialized stores	-	-	-	-
G472	Retail sale of food, beverages and tobacco in specialized stores	-	-	-	-
G473	Retail sale of automotive fuel in specialized stores	-	-	-	-
G474	Retail sale of information and communications equipment in specialized stores	-	-	-	-
G475	Retail sale of other household equipment in specialized stores	-	-	-	-
G476	Retail sale of cultural and recreation goods in specialized stores	-	-	-	-
G477	Retail sale of other goods in specialized stores	-	-	-	-
G479	Retail trade not in stores, stalls or markets	-	-	-	-

Table 6.1 Number of Establishments and Capital Expenditures for Directly Imported Tangible Fixed Assets for Wholesale and Retail Trade; Repair of Motor Vehicles and Motorcycles Establishments by Region and Industry Group: Philippines, 2018

(Values are in thousand PhP, except for number of establishments. Details may not add-up to total due to rounding and/or statistical disclosure control.)

Continued

2009 PSIC Code	Region / Industry Description	Directly Imported			
		General Machinery and Equipment	Other Machinery and Equipment	Valuables	Other Tangible Fixed Assets
		(6)	(7)	(8)	(9)
XII - SOCCSKSARGEN		6	-	-	
G451	Sale of motor vehicles	-	-	-	-
G452	Maintenance and repair of motor vehicles	-	-	-	-
G453	Sale of motor vehicle parts and accessories	-	-	-	-
G454	Sale, maintenance and repair of motorcycles and related parts and accessories	-	-	-	-
G461	Wholesale on a fee or contract basis	-	-	-	-
G462	Wholesale of agricultural raw materials and live animals	-	-	-	-
G463	Wholesale of food, beverages and tobacco	6	-	-	-
G464	Wholesale of household goods	-	-	-	-
G465	Wholesale of machinery, equipment and supplies	-	-	-	-
G466	Other specialized wholesale	-	-	-	-
G471	Retail sale in non-specialized stores	-	-	-	-
G472	Retail sale of food, beverages and tobacco in specialized stores	-	-	-	-
G473	Retail sale of automotive fuel in specialized stores	-	-	-	-
G474	Retail sale of information and communications equipment in specialized stores	-	-	-	-
G475	Retail sale of other household equipment in specialized stores	-	-	-	-
G476	Retail sale of cultural and recreation goods in specialized stores	-	-	-	-
G477	Retail sale of other goods in specialized stores	-	-	-	-
G479	Retail trade not in stores, stalls or markets	-	-	-	-
XIII - Caraga		-	-	-	-
G451	Sale of motor vehicles	-	-	-	-
G452	Maintenance and repair of motor vehicles	-	-	-	-

Table 6.1 Number of Establishments and Capital Expenditures for Directly Imported Tangible Fixed Assets for Wholesale and Retail Trade; Repair of Motor Vehicles and Motorcycles Establishments by Region and Industry Group: Philippines, 2018

(Values are in thousand PhP, except for number of establishments. Details may not add-up to total due to rounding and/or statistical disclosure control.)

Continued

2009 PSIC Code	Region / Industry Description	Directly Imported			
		General Machinery and Equipment	Other Machinery and Equipment	Valuables	Other Tangible Fixed Assets
		(6)	(7)	(8)	(9)
G453	Sale of motor vehicle parts and accessories	-	-	-	-
G454	Sale, maintenance and repair of motorcycles and related parts and accessories	-	-	-	-
G461	Wholesale on a fee or contract basis	S	S	S	S
G462	Wholesale of agricultural raw materials and live animals	-	-	-	-
G463	Wholesale of food, beverages and tobacco	-	-	-	-
G464	Wholesale of household goods	-	-	-	-
G465	Wholesale of machinery, equipment and supplies	-	-	-	-
G466	Other specialized wholesale	-	-	-	-
G471	Retail sale in non-specialized stores	-	-	-	-
G472	Retail sale of food, beverages and tobacco in specialized stores	-	-	-	-
G473	Retail sale of automotive fuel in specialized stores	-	-	-	-
G474	Retail sale of information and communications equipment in specialized stores	-	-	-	-
G475	Retail sale of other household equipment in specialized stores	-	-	-	-
G476	Retail sale of cultural and recreation goods in specialized stores	-	-	-	-
G477	Retail sale of other goods in specialized stores	-	-	-	-
G479	Retail trade not in stores, stalls or markets	S	S	S	S
	Autonomous Region in Muslim Mindanao	-	-	-	-
G451	Sale of motor vehicles	-	-	-	-
G453	Sale of motor vehicle parts and accessories	-	-	-	-
G454	Sale, maintenance and repair of motorcycles and related parts and accessories	-	-	-	-
G462	Wholesale of agricultural raw materials and live animals	-	-	-	-

Table 6.1 Number of Establishments and Capital Expenditures for Directly Imported Tangible Fixed Assets for Wholesale and Retail Trade; Repair of Motor Vehicles and Motorcycles Establishments by Region and Industry Group: Philippines, 2018

(Values are in thousand PhP, except for number of establishments. Details may not add-up to total due to rounding and/or statistical disclosure control.)

Concluded

2009 PSIC Code	Region / Industry Description	Directly Imported			
		General Machinery and Equipment	Other Machinery and Equipment	Valuables	Other Tangible Fixed Assets
		(6)	(7)	(8)	(9)
G463	Wholesale of food, beverages and tobacco	-	-	-	-
G464	Wholesale of household goods	-	-	-	-
G465	Wholesale of machinery, equipment and supplies	-	-	-	-
G466	Other specialized wholesale	-	-	-	-
G471	Retail sale in non-specialized stores	-	-	-	-
G472	Retail sale of food, beverages and tobacco in specialized stores	-	-	-	-
G473	Retail sale of automotive fuel in specialized stores	-	-	-	-
G474	Retail sale of information and communications equipment in specialized stores	-	-	-	-
G475	Retail sale of other household equipment in specialized stores	-	-	-	-
G476	Retail sale of cultural and recreation goods in specialized stores	-	-	-	-
G477	Retail sale of other goods in specialized stores	-	-	-	-
G479	Retail trade not in stores, stalls or markets	-	-	-	-

Note: “-” – Zero Value

S – Suppressed Data

Source: Philippine Statistics Authority, 2018 Census of Philippine Business and Industry

Table 6.2 Number of Establishments and Capital Expenditures for Tangible Fixed Assets by Mode of Acquisition for Wholesale and Retail Trade; Repair of Motor Vehicles and Motorcycles Establishments by Region and Industry Group: Philippines, 2018

(Values are in thousand PhP, except for number of establishments. Details may not add-up to total due to rounding and/or statistical disclosure control.)

2009 PSIC Code	Region / Industry Description	Number of Establish- ments	Capital Expenditures for All Tangible Fixed Assets by Mode of Acquisition				
			Total	New Tangible Fixed Assets	Major Alteration and Improvement s on Tangible Fixed Assets	Land and Used Tangible Fixed Assets	Tangible Fixed Assets Produced on Own Account
		(1)	(2)	(3)	(4)	(5)	(6)
	Philippines	137,674	127,756,759	49,141,258	38,131,662	33,086,554	7,397,285
G451	Sale of motor vehicles	1,595	3,793,030	2,945,400	606,911	193,337	47,382
G452	Maintenance and repair of motor vehicles	2,991	825,404	513,783	238,668	56,473	16,480
G453	Sale of motor vehicle parts and accessories	4,837	3,679,454	1,356,194	1,122,118	1,075,639	125,503
G454	Sale, maintenance and repair of motorcycles and related parts and accessories	8,501	467,134	258,775	146,452	60,711	1,195
G461	Wholesale on a fee or contract basis	518	230,593	111,799	66,199	37,531	15,063
G462	Wholesale of agricultural raw materials and live animals	2,430	2,460,442	953,389	495,521	837,388	174,144
G463	Wholesale of food, beverages and tobacco	3,508	6,030,300	2,442,824	1,593,693	1,711,529	282,254
G464	Wholesale of household goods	6,370	4,825,076	3,740,502	804,162	205,838	74,574
G465	Wholesale of machinery, equipment and supplies	2,810	4,653,278	3,629,084	940,081	52,036	32,077
G466	Other specialized wholesale	4,173	7,458,022	6,434,213	354,940	327,282	341,588
G469	Non-specialized wholesale trade	93	94,093	85,048	46	9,000	-
G471	Retail sale in non-specialized stores	13,478	10,745,787	6,617,447	2,387,845	1,370,586	369,909
G472	Retail sale of food, beverages and tobacco in specialized stores	11,793	32,941,869	7,857,503	22,975,370	2,089,167	19,829
G473	Retail sale of automotive fuel in specialized stores	7,074	4,514,369	2,599,922	308,520	1,389,103	216,824
G474	Retail sale of information and communications equipment in specialized stores	6,782	1,064,294	335,430	120,480	593,653	14,731
G475	Retail sale of other household equipment in specialized stores	17,389	9,939,744	3,570,641	2,763,457	1,775,243	1,830,403
G476	Retail sale of cultural and recreation goods in specialized stores	3,374	430,879	189,495	172,415	25,755	43,214
G477	Retail sale of other goods in specialized stores	39,585	33,553,717	5,479,371	3,023,322	21,275,884	3,775,140
G479	Retail trade not in stores, stalls or markets	373	49,275	20,437	11,461	400	16,976

Continued

Table 6.2 Number of Establishments and Capital Expenditures for Tangible Fixed Assets by Mode of Acquisition for Wholesale and Retail Trade; Repair of Motor Vehicles and Motorcycles Establishments by Region and Industry Group: Philippines, 2018

(Values are in thousand PhP, except for number of establishments. Details may not add-up to total due to rounding and/or statistical disclosure control.)

Continued							
2009 PSIC Code	Region / Industry Description	Number of Establish ments	Capital Expenditures for All Tangible Fixed Assets by Mode of Acquisition				
			Total	New Tangible Fixed Assets	Major Alteration and Improvement s on Tangible Fixed Assets	Land and Used Tangible Fixed Assets	Tangible Fixed Assets Produced on Own Account
		(1)	(2)	(3)	(4)	(5)	(6)
	National Capital Region	21,366	38,033,940	18,486,441	5,833,725	13,354,089	359,685
G451	Sale of motor vehicles	279	1,499,114	1,389,397	83,902	25,815	-
G452	Maintenance and repair of motor vehicles	387	105,839	70,793	32,487	-	2,559
G453	Sale of motor vehicle parts and accessories	688	1,657,319	419,807	897,568	339,944	-
G454	Sale, maintenance and repair of motorcycles and related parts and accessories	556	51,687	16,396	27,783	7,508	-
G461	Wholesale on a fee or contract basis	170	106,046	47,371	34,460	24,215	-
G462	Wholesale of agricultural raw materials and live animals	217	533,218	528,216	5,002	-	-
G463	Wholesale of food, beverages and tobacco	563	1,720,234	612,572	462,618	645,044	-
G464	Wholesale of household goods	2,144	2,954,801	2,404,103	442,137	34,438	74,123
G465	Wholesale of machinery, equipment and supplies	1,189	3,036,333	2,101,136	898,919	28,894	7,383
G466	Other specialized wholesale	1,043	4,577,370	3,972,269	257,875	108,204	239,021
G469	Non-specialized wholesale trade	28	1,030	1,030	-	-	-
G471	Retail sale in non-specialized stores	1,344	2,589,556	2,131,939	262,837	179,430	15,351
G472	Retail sale of food, beverages and tobacco in specialized stores	941	1,120,578	415,667	663,927	40,984	-
G473	Retail sale of automotive fuel in specialized stores	619	1,168,217	1,123,952	27,779	-	16,486
G474	Retail sale of information and communications equipment in specialized stores	770	346,493	239,583	101,288	5,622	-
G475	Retail sale of other household equipment in specialized stores	2,746	846,765	365,847	372,011	105,341	3,566
G476	Retail sale of cultural and recreation goods in specialized stores	539	131,861	92,354	39,507	-	-
G477	Retail sale of other goods in specialized stores	7,048	15,584,891	2,552,733	1,222,312	11,808,650	1,196
G479	Retail trade not in stores, stalls or markets	96	2,590	1,276	1,313	-	-

Table 6.2 Number of Establishments and Capital Expenditures for Tangible Fixed Assets by Mode of Acquisition for Wholesale and Retail Trade; Repair of Motor Vehicles and Motorcycles Establishments by Region and Industry Group: Philippines, 2018

(Values are in thousand PhP, except for number of establishments. Details may not add-up to total due to rounding and/or statistical disclosure control.)

Continued

2009 PSIC Code	Region / Industry Description	Number of Establish ments	Capital Expenditures for All Tangible Fixed Assets by Mode of Acquisition				
			Total	New Tangible Fixed Assets	Major Alteration and Improvement s on Tangible Fixed Assets	Land and Used Tangible Fixed Assets	Tangible Fixed Assets Produced on Own Account
			(1)	(2)	(3)	(4)	(5)
	Cordillera Administrative Region	4,683	488,538	317,053	58,612	97,783	15,090
G451	Sale of motor vehicles	37	2,426	2,426	-	-	-
G452	Maintenance and repair of motor vehicles	130	8,394	-	8,394	-	-
G453	Sale of motor vehicle parts and accessories	188	-	-	-	-	-
G454	Sale, maintenance and repair of motorcycles and related parts and accessories	293	21,530	21,530	-	-	-
G461	Wholesale on a fee or contract basis	12	15,063	-	-	-	15,063
G462	Wholesale of agricultural raw materials and live animals	74	17,481	9,272	8,209	-	-
G463	Wholesale of food, beverages and tobacco	126	8,786	8,786	-	-	-
G464	Wholesale of household goods	144	1,683	1,142	541	-	-
G465	Wholesale of machinery, equipment and supplies	41	3,306	3,306	-	-	-
G466	Other specialized wholesale	97	108,456	11,029	5,515	91,912	-
G471	Retail sale in non-specialized stores	376	150,878	109,897	35,954	5,000	27
G472	Retail sale of food, beverages and tobacco in specialized stores	391	-	-	-	-	-
G473	Retail sale of automotive fuel in specialized stores	346	97,675	96,804	-	871	-
G474	Retail sale of information and communications equipment in specialized stores	312	-	-	-	-	-
G475	Retail sale of other household equipment in specialized stores	820	36,166	36,166	-	-	-
G476	Retail sale of cultural and recreation goods in specialized stores	110	-	-	-	-	-
G477	Retail sale of other goods in specialized stores	1,161	-	-	-	-	-
G479	Retail trade not in stores, stalls or markets	24	16,693	16,693	-	-	-

Table 6.2 Number of Establishments and Capital Expenditures for Tangible Fixed Assets by Mode of Acquisition for Wholesale and Retail Trade; Repair of Motor Vehicles and Motorcycles Establishments by Region and Industry Group: Philippines, 2018

(Values are in thousand PhP, except for number of establishments. Details may not add-up to total due to rounding and/or statistical disclosure control.)

Continued							
2009 PSIC Code	Region / Industry Description	Number of Establish ments	Capital Expenditures for All Tangible Fixed Assets by Mode of Acquisition				
			Total	New Tangible Fixed Assets	Major Alteration and Improvement s on Tangible Fixed Assets	Land and Used Tangible Fixed Assets	Tangible Fixed Assets Produced on Own Account
		(1)	(2)	(3)	(4)	(5)	(6)
	I - Ilocos Region	5,820	1,836,281	1,071,717	606,952	119,318	38,294
G451	Sale of motor vehicles	72	41,204	40,260	944	-	-
G452	Maintenance and repair of motor vehicles	159	18,043	-	5,941	11,888	214
G453	Sale of motor vehicle parts and accessories	354	90,485	59	44,383	35,483	10,560
G454	Sale, maintenance and repair of motorcycles and related parts and accessories	285	3,925	3,925	-	-	-
G462	Wholesale of agricultural raw materials and live animals	91	163	-	163	-	-
G463	Wholesale of food, beverages and tobacco	157	185,639	167,487	12,754	4,024	1,374
G464	Wholesale of household goods	273	21,852	19,647	2,205	-	-
G465	Wholesale of machinery, equipment and supplies	108	7,519	5,561	-	1,787	171
G466	Other specialized wholesale	244	17,528	11,321	144	3,500	2,564
G469	Non-specialized wholesale trade	5	-	-	-	-	-
G471	Retail sale in non-specialized stores	793	391,158	240,810	139,991	9,307	1,050
G472	Retail sale of food, beverages and tobacco in specialized stores	525	439,725	138,750	281,550	19,426	-
G473	Retail sale of automotive fuel in specialized stores	294	60,874	59,134	-	-	1,739
G474	Retail sale of information and communications equipment in specialized stores	350	-	-	-	-	-
G475	Retail sale of other household equipment in specialized stores	815	376,731	219,862	104,340	33,903	18,625
G476	Retail sale of cultural and recreation goods in specialized stores	110	8,868	6,981	1,886	-	-
G477	Retail sale of other goods in specialized stores	1,173	172,565	157,919	12,650	-	1,996
G479	Retail trade not in stores, stalls or markets	10	-	-	-	-	-
	II - Cagayan Valley	5,470	9,335,070	2,463,149	2,765,923	2,390,771	1,715,227
G451	Sale of motor vehicles	68	68,985	28,009	23,199	2,300	15,477
G452	Maintenance and repair of motor vehicles	152	8,631	2,233	-	-	6,398

Table 6.2 Number of Establishments and Capital Expenditures for Tangible Fixed Assets by Mode of Acquisition for Wholesale and Retail Trade; Repair of Motor Vehicles and Motorcycles Establishments by Region and Industry Group: Philippines, 2018

(Values are in thousand PhP, except for number of establishments. Details may not add-up to total due to rounding and/or statistical disclosure control.)

Continued							
2009 PSIC Code	Region / Industry Description	Number of Establish ments	Capital Expenditures for All Tangible Fixed Assets by Mode of Acquisition				
			Total	New Tangible Fixed Assets	Major Alteration and Improvement s on Tangible Fixed Assets	Land and Used Tangible Fixed Assets	Tangible Fixed Assets Produced on Own Account
		(1)	(2)	(3)	(4)	(5)	(6)
G453	Sale of motor vehicle parts and accessories	261	97,313	82,026	-	9,958	5,328
G454	Sale, maintenance and repair of motorcycles and related parts and accessories	365	584	-	-	-	584
G462	Wholesale of agricultural raw materials and live animals	162	1,339,920	166,606	438,844	678,259	56,210
G463	Wholesale of food, beverages and tobacco	87	568,679	238,385	67,861	154,380	108,054
G464	Wholesale of household goods	305	72,916	3,817	69,099	-	-
G465	Wholesale of machinery, equipment and supplies	69	6,423	2,991	3,432	-	-
G466	Other specialized wholesale	183	26,396	24,276	-	2,000	120
G471	Retail sale in non-specialized stores	337	516,353	82,702	149,950	200,715	82,985
G472	Retail sale of food, beverages and tobacco in specialized stores	669	86,234	638	-	85,255	340
G473	Retail sale of automotive fuel in specialized stores	358	17,168	979	14,734	1,455	-
G474	Retail sale of information and communications equipment in specialized stores	390	3,231	957	490	327	1,457
G475	Retail sale of other household equipment in specialized stores	705	5,899,422	1,823,407	1,621,700	1,039,215	1,415,099
G476	Retail sale of cultural and recreation goods in specialized stores	199	42,781	154	20,025	18,083	4,518
G477	Retail sale of other goods in specialized stores	1,151	580,035	5,967	356,588	198,823	18,657
G479	Retail trade not in stores, stalls or markets	9	-	-	-	-	-
	III - Central Luzon	10,554	4,755,014	3,131,905	467,323	746,996	408,790
G451	Sale of motor vehicles	176	186,187	133,398	14,191	38,598	-
G452	Maintenance and repair of motor vehicles	233	69,033	53,342	619	13,551	1,521
G453	Sale of motor vehicle parts and accessories	331	715,916	313,359	-	402,558	-
G454	Sale, maintenance and repair of motorcycles and related parts and accessories	502	2,439	2,439	-	-	-
G461	Wholesale on a fee or contract basis	15	22,707	310	10,037	12,359	-

Table 6.2 Number of Establishments and Capital Expenditures for Tangible Fixed Assets by Mode of Acquisition for Wholesale and Retail Trade; Repair of Motor Vehicles and Motorcycles Establishments by Region and Industry Group: Philippines, 2018

(Values are in thousand PhP, except for number of establishments. Details may not add-up to total due to rounding and/or statistical disclosure control.)

Continued							
2009 PSIC Code	Region / Industry Description	Number of Establish ments	Capital Expenditures for All Tangible Fixed Assets by Mode of Acquisition				
			Total	New Tangible Fixed Assets	Major Alteration and Improvement s on Tangible Fixed Assets	Land and Used Tangible Fixed Assets	Tangible Fixed Assets Produced on Own Account
		(1)	(2)	(3)	(4)	(5)	(6)
G462	Wholesale of agricultural raw materials and live animals	222	13,443	12,167	1,275	-	-
G463	Wholesale of food, beverages and tobacco	273	261,999	221,379	1,205	39,414	-
G464	Wholesale of household goods	466	233,121	104,425	9,800	118,896	-
G465	Wholesale of machinery, equipment and supplies	161	6,103	5,391	-	712	-
G466	Other specialized wholesale	362	390,539	314,096	462	17,623	58,358
G469	Non-specialized wholesale trade	5	23,062	14,062	-	9,000	-
G471	Retail sale in non-specialized stores	1,222	1,025,132	852,532	149,300	8,360	14,941
G472	Retail sale of food, beverages and tobacco in specialized stores	650	4,853	2,853	-	2,000	-
G473	Retail sale of automotive fuel in specialized stores	671	230,367	211,238	19,129	-	-
G474	Retail sale of information and communications equipment in specialized stores	183	336	336	-	-	-
G475	Retail sale of other household equipment in specialized stores	1,435	369,855	187,446	116,157	66,114	137
G476	Retail sale of cultural and recreation goods in specialized stores	259	107,013	38,565	67,827	544	76
G477	Retail sale of other goods in specialized stores	3,376	1,092,912	664,567	77,320	17,267	333,758
G479	Retail trade not in stores, stalls or markets	12	-	-	-	-	-
	IVA - CALABARZON	12,537	8,609,989	3,140,374	1,421,375	635,175	3,413,065
G451	Sale of motor vehicles	105	377,960	307,410	53,392	17,158	-
G452	Maintenance and repair of motor vehicles	254	206,351	81,872	124,479	-	-
G453	Sale of motor vehicle parts and accessories	463	84,950	12,228	28,736	43,985	-
G454	Sale, maintenance and repair of motorcycles and related parts and accessories	665	68,811	25,984	42,827	-	-
G461	Wholesale on a fee or contract basis	48	36,268	22,308	13,960	-	-
G462	Wholesale of agricultural raw materials and live animals	120	23,193	21,345	1,848	-	-

Table 6.2 Number of Establishments and Capital Expenditures for Tangible Fixed Assets by Mode of Acquisition for Wholesale and Retail Trade; Repair of Motor Vehicles and Motorcycles Establishments by Region and Industry Group: Philippines, 2018

(Values are in thousand PhP, except for number of establishments. Details may not add-up to total due to rounding and/or statistical disclosure control.)

2009 PSIC Code	Region / Industry Description	Number of Establish- ments	Capital Expenditures for All Tangible Fixed Assets by Mode of Acquisition				
			Total	New Tangible Fixed Assets	Major Alteration and Improvement s on Tangible Fixed Assets	Land and Used Tangible Fixed Assets	Tangible Fixed Assets Produced on Own Account
			(1)	(2)	(3)	(4)	(5)
G463	Wholesale of food, beverages and tobacco	292	593,766	179,330	389,162	25,273	-
G464	Wholesale of household goods	349	236,488	74,693	161,792	3	-
G465	Wholesale of machinery, equipment and supplies	154	801,219	794,806	5,176	1,129	108
G466	Other specialized wholesale	356	342,867	327,562	13,466	1,840	-
G469	Non-specialized wholesale trade	9	-	-	-	-	-
G471	Retail sale in non-specialized stores	1,855	982,622	660,422	319,759	2,441	-
G472	Retail sale of food, beverages and tobacco in specialized stores	1,477	1,134	-	559	-	576
G473	Retail sale of automotive fuel in specialized stores	788	528,861	146,860	212	381,790	-
G474	Retail sale of information and communications equipment in specialized stores	341	905	-	905	-	-
G475	Retail sale of other household equipment in specialized stores	2,207	310,872	100,474	179,986	30,411	-
G476	Retail sale of cultural and recreation goods in specialized stores	317	22,700	8,273	14,428	-	-
G477	Retail sale of other goods in specialized stores	2,698	3,991,021	376,807	70,688	131,146	3,412,381
G479	Retail trade not in stores, stalls or markets	38	-	-	-	-	-
	MIMAROPA	4,931	1,552,483	873,914	504,285	172,733	1,551
G451	Sale of motor vehicles	16	24,268	11,300	3,100	9,868	-
G452	Maintenance and repair of motor vehicles	102	4,038	3,124	914	-	-
G453	Sale of motor vehicle parts and accessories	195	-	-	-	-	-
G454	Sale, maintenance and repair of motorcycles and related parts and accessories	609	4,338	1,037	2,346	949	6
G461	Wholesale on a fee or contract basis	S	S	S	S	S	S
G462	Wholesale of agricultural raw materials and live animals	121	24,271	24,079	189	-	4
G463	Wholesale of food, beverages and tobacco	123	21,123	19,680	119	-	1,324

Table 6.2 Number of Establishments and Capital Expenditures for Tangible Fixed Assets by Mode of Acquisition for Wholesale and Retail Trade; Repair of Motor Vehicles and Motorcycles Establishments by Region and Industry Group: Philippines, 2018

(Values are in thousand PhP, except for number of establishments. Details may not add-up to total due to rounding and/or statistical disclosure control.)

2009 PSIC Code	Region / Industry Description	Number of Establish- ments	Capital Expenditures for All Tangible Fixed Assets by Mode of Acquisition				
			Total	New Tangible Fixed Assets	Major Alteration and Improvements on Tangible Fixed Assets	Land and Used Tangible Fixed Assets	Tangible Fixed Assets Produced on Own Account
		(1)	(2)	(3)	(4)	(5)	(6)
G464	Wholesale of household goods	202	3,360	3,360	-	-	-
G465	Wholesale of machinery, equipment and supplies	77	2,410	1,173	-	1,129	108
G466	Other specialized wholesale	111	134,713	132,681	-	2,032	-
G471	Retail sale in non-specialized stores	422	172,194	162,786	95	9,314	-
G472	Retail sale of food, beverages and tobacco in specialized stores	296	11,376	9,916	-	1,460	-
G473	Retail sale of automotive fuel in specialized stores	307	1,483	1,483	-	-	-
G474	Retail sale of information and communications equipment in specialized stores	289	1,760	1,760	-	-	-
G475	Retail sale of other household equipment in specialized stores	631	75,716	47,585	20,542	7,590	-
G476	Retail sale of cultural and recreation goods in specialized stores	105	286	177	-	-	109
G477	Retail sale of other goods in specialized stores	1,313	1,066,929	449,556	476,981	140,391	-
G479	Retail trade not in stores, stalls or markets	S	S	S	S	S	S
V - Bicol Region		5,944	778,923	410,796	142,185	113,603	112,338
G451	Sale of motor vehicles	38	35,384	32,178	-	3,206	-
G452	Maintenance and repair of motor vehicles	185	30,885	30,885	-	-	-
G453	Sale of motor vehicle parts and accessories	195	209	209	-	-	-
G454	Sale, maintenance and repair of motorcycles and related parts and accessories	331	45,768	4,061	28,551	13,156	-
G461	Wholesale on a fee or contract basis	27	3,816	1,656	2,160	-	-
G462	Wholesale of agricultural raw materials and live animals	111	128,674	17,364	1,007	4,544	105,760
G463	Wholesale of food, beverages and tobacco	227	72,543	66,269	3,501	-	2,774
G464	Wholesale of household goods	282	31,419	29,404	2,015	-	-
G465	Wholesale of machinery, equipment and supplies	139	21,935	17,687	-	3,877	371

Table 6.2 Number of Establishments and Capital Expenditures for Tangible Fixed Assets by Mode of Acquisition for Wholesale and Retail Trade; Repair of Motor Vehicles and Motorcycles Establishments by Region and Industry Group: Philippines, 2018

(Values are in thousand PhP, except for number of establishments. Details may not add-up to total due to rounding and/or statistical disclosure control.)

2009 PSIC Code	Region / Industry Description	Number of Establish- ments	Capital Expenditures for All Tangible Fixed Assets by Mode of Acquisition				
			Total	New Tangible Fixed Assets	Major Alteration and Improvement s on Tangible Fixed Assets	Land and Used Tangible Fixed Assets	Tangible Fixed Assets Produced on Own Account
			(1)	(2)	(3)	(4)	(5)
G466	Other specialized wholesale	137	63,050	45,053	17,997	-	-
G471	Retail sale in non-specialized stores	481	114,646	82,053	13,895	16,172	2,527
G472	Retail sale of food, beverages and tobacco in specialized stores	602	-	-	-	-	-
G473	Retail sale of automotive fuel in specialized stores	333	57,343	17,485	-	39,858	-
G474	Retail sale of information and communications equipment in specialized stores	173	-	-	-	-	-
G475	Retail sale of other household equipment in specialized stores	810	83,476	41,882	30,681	10,006	907
G476	Retail sale of cultural and recreation goods in specialized stores	136	-	-	-	-	-
G477	Retail sale of other goods in specialized stores	1,719	89,773	24,611	42,377	22,785	-
G479	Retail trade not in stores, stalls or markets	17	-	-	-	-	-
VI - Western Visayas		9,405	6,734,480	2,932,031	3,017,747	750,909	33,793
G451	Sale of motor vehicles	121	112,812	50,513	46,037	-	16,262
G452	Maintenance and repair of motor vehicles	193	35,462	-	35,462	-	-
G453	Sale of motor vehicle parts and accessories	216	8,207	421	7,786	-	-
G454	Sale, maintenance and repair of motorcycles and related parts and accessories	910	1,077	1,077	-	-	-
G461	Wholesale on a fee or contract basis	21	716	716	-	-	-
G462	Wholesale of agricultural raw materials and live animals	148	7,246	1,537	1,751	-	3,957
G463	Wholesale of food, beverages and tobacco	227	603,102	107,504	10,280	485,318	-
G464	Wholesale of household goods	350	674,750	663,161	1,919	9,670	-
G465	Wholesale of machinery, equipment and supplies	79	17,544	10,738	-	956	5,851
G466	Other specialized wholesale	207	639,247	633,439	2,605	3,203	-
G471	Retail sale in non-specialized stores	933	507,273	381,413	58,246	67,469	146

Table 6.2 Number of Establishments and Capital Expenditures for Tangible Fixed Assets by Mode of Acquisition for Wholesale and Retail Trade; Repair of Motor Vehicles and Motorcycles Establishments by Region and Industry Group: Philippines, 2018

(Values are in thousand PhP, except for number of establishments. Details may not add-up to total due to rounding and/or statistical disclosure control.)

Continued							
2009 PSIC Code	Region / Industry Description	Number of Establish ments	Capital Expenditures for All Tangible Fixed Assets by Mode of Acquisition				
			Total	New Tangible Fixed Assets	Major Alteration and Improvement s on Tangible Fixed Assets	Land and Used Tangible Fixed Assets	Tangible Fixed Assets Produced on Own Account
		(1)	(2)	(3)	(4)	(5)	(6)
G472	Retail sale of food, beverages and tobacco in specialized stores	671	3,850,676	900,727	2,769,690	180,258	-
G473	Retail sale of automotive fuel in specialized stores	426	63,829	44,575	19,254	-	-
G474	Retail sale of information and communications equipment in specialized stores	517	24,626	3,664	17,797	2,115	1,050
G475	Retail sale of other household equipment in specialized stores	1,109	100,480	72,394	25,926	1,429	732
G476	Retail sale of cultural and recreation goods in specialized stores	274	8,648	6,950	114	-	1,584
G477	Retail sale of other goods in specialized stores	2,965	78,785	53,203	20,880	490	4,212
G479	Retail trade not in stores, stalls or markets	38	-	-	-	-	-
	VII - Central Visayas	11,642	8,099,721	2,000,156	558,292	5,504,627	36,645
G451	Sale of motor vehicles	206	451,637	340,568	104,282	6,788	-
G452	Maintenance and repair of motor vehicles	272	3,038	3,038	-	-	-
G453	Sale of motor vehicle parts and accessories	408	143,136	36,116	21,356	79,095	6,569
G454	Sale, maintenance and repair of motorcycles and related parts and accessories	486	70,774	65,539	80	4,600	555
G461	Wholesale on a fee or contract basis	38	1,916	960	-	956	-
G462	Wholesale of agricultural raw materials and live animals	118	112,907	995	2,075	109,837	-
G463	Wholesale of food, beverages and tobacco	233	130,541	29,718	2,546	98,277	-
G464	Wholesale of household goods	494	200,226	132,368	67,838	-	20
G465	Wholesale of machinery, equipment and supplies	216	227,951	225,926	178	1,721	126
G466	Other specialized wholesale	362	244,871	162,881	5,667	76,323	-
G469	Non-specialized wholesale trade	8	174	174	-	-	-
G471	Retail sale in non-specialized stores	1,032	1,190,511	460,848	227,632	501,494	538
G472	Retail sale of food, beverages and tobacco in specialized stores	1,386	537,429	14,944	-	503,572	18,913

Table 6.2 Number of Establishments and Capital Expenditures for Tangible Fixed Assets by Mode of Acquisition for Wholesale and Retail Trade; Repair of Motor Vehicles and Motorcycles Establishments by Region and Industry Group: Philippines, 2018

(Values are in thousand PhP, except for number of establishments. Details may not add-up to total due to rounding and/or statistical disclosure control.)

2009 PSIC Code	Region / Industry Description	Number of Establish- ments	Capital Expenditures for All Tangible Fixed Assets by Mode of Acquisition				
			Total	New Tangible Fixed Assets	Major Alteration and Improvements on Tangible Fixed Assets	Land and Used Tangible Fixed Assets	Tangible Fixed Assets Produced on Own Account
		(1)	(2)	(3)	(4)	(5)	(6)
G473	Retail sale of automotive fuel in specialized stores	419	380,000	81,912	3,154	290,338	4,597
G474	Retail sale of information and communications equipment in specialized stores	461	629,459	39,346	-	585,589	4,524
G475	Retail sale of other household equipment in specialized stores	1,676	587,014	276,842	46,866	262,503	803
G476	Retail sale of cultural and recreation goods in specialized stores	217	8,294	2,998	-	5,296	-
G477	Retail sale of other goods in specialized stores	3,571	3,179,682	124,825	76,619	2,978,237	-
G479	Retail trade not in stores, stalls or markets	41	158	158	-	-	-
	VIII - Eastern Visayas	6,429	955,220	484,553	74,473	395,962	232
G451	Sale of motor vehicles	70	62,720	11,458	42,621	8,641	-
G452	Maintenance and repair of motor vehicles	147	4,948	4,948	-	-	-
G453	Sale of motor vehicle parts and accessories	221	142	142	-	-	-
G454	Sale, maintenance and repair of motorcycles and related parts and accessories	352	22,102	1,961	13,788	6,353	-
G461	Wholesale on a fee or contract basis	9	-	-	-	-	-
G462	Wholesale of agricultural raw materials and live animals	123	3,238	3,238	-	-	-
G463	Wholesale of food, beverages and tobacco	182	47,523	41,432	873	5,218	-
G464	Wholesale of household goods	213	11,420	7,241	1,934	2,245	-
G465	Wholesale of machinery, equipment and supplies	82	2,497	1,657	343	453	43
G466	Other specialized wholesale	171	49,686	49,686	-	-	-
G471	Retail sale in non-specialized stores	448	81,428	75,846	5,582	-	-
G472	Retail sale of food, beverages and tobacco in specialized stores	827	908	908	-	-	-
G473	Retail sale of automotive fuel in specialized stores	402	588,027	231,690	-	356,337	-

Table 6.2 Number of Establishments and Capital Expenditures for Tangible Fixed Assets by Mode of Acquisition for Wholesale and Retail Trade; Repair of Motor Vehicles and Motorcycles Establishments by Region and Industry Group: Philippines, 2018

(Values are in thousand PhP, except for number of establishments. Details may not add-up to total due to rounding and/or statistical disclosure control.)

Continued							
2009 PSIC Code	Region / Industry Description	Number of Establish ments	Capital Expenditures for All Tangible Fixed Assets by Mode of Acquisition				
			Total	New Tangible Fixed Assets	Major Alteration and Improvement s on Tangible Fixed Assets	Land and Used Tangible Fixed Assets	Tangible Fixed Assets Produced on Own Account
		(1)	(2)	(3)	(4)	(5)	(6)
G474	Retail sale of information and communications equipment in specialized stores	394	-	-	-	-	-
G475	Retail sale of other household equipment in specialized stores	896	25,154	9,413	727	14,825	189
G476	Retail sale of cultural and recreation goods in specialized stores	249	6,928	6,928	-	-	-
G477	Retail sale of other goods in specialized stores	1,643	48,499	38,004	8,605	1,890	-
IX - Zamboanga Peninsula		7,248	12,075,245	2,931,809	8,544,777	591,369	7,290
G451	Sale of motor vehicles	84	1,501	-	-	-	1,501
G452	Maintenance and repair of motor vehicles	76	23,977	11,424	2,052	10,502	-
G453	Sale of motor vehicle parts and accessories	138	-	-	-	-	-
G454	Sale, maintenance and repair of motorcycles and related parts and accessories	646	32,141	32,126	15	-	-
G461	Wholesale on a fee or contract basis	32	-	-	-	-	-
G462	Wholesale of agricultural raw materials and live animals	228	1,062	1,062	-	-	-
G463	Wholesale of food, beverages and tobacco	243	338,861	115,293	209,906	13,661	1
G464	Wholesale of household goods	158	12,413	11,657	756	-	-
G465	Wholesale of machinery, equipment and supplies	98	2,008	978	-	941	90
G466	Other specialized wholesale	195	15,092	996	14,096	-	-
G471	Retail sale in non-specialized stores	913	46,876	27,938	141	18,797	-
G472	Retail sale of food, beverages and tobacco in specialized stores	662	11,530,102	2,680,256	8,309,071	540,775	-
G473	Retail sale of automotive fuel in specialized stores	359	10,337	5,215	5,121	-	-
G474	Retail sale of information and communications equipment in specialized stores	267	-	-	-	-	-
G475	Retail sale of other household equipment in specialized stores	765	45,280	32,094	794	6,693	5,699

Table 6.2 Number of Establishments and Capital Expenditures for Tangible Fixed Assets by Mode of Acquisition for Wholesale and Retail Trade; Repair of Motor Vehicles and Motorcycles Establishments by Region and Industry Group: Philippines, 2018

(Values are in thousand PhP, except for number of establishments. Details may not add-up to total due to rounding and/or statistical disclosure control.)

2009 PSIC Code	Region / Industry Description	Number of Establish- ments	Capital Expenditures for All Tangible Fixed Assets by Mode of Acquisition				
			Total	New Tangible Fixed Assets	Major Alteration and Improvement s on Tangible Fixed Assets	Land and Used Tangible Fixed Assets	Tangible Fixed Assets Produced on Own Account
			(1)	(2)	(3)	(4)	(5)
G476	Retail sale of cultural and recreation goods in specialized stores	113	-	-	-	-	-
G477	Retail sale of other goods in specialized stores	2,263	15,594	12,770	2,824	-	-
G479	Retail trade not in stores, stalls or markets	9	-	-	-	-	-
X - Northern Mindanao		8,063	9,519,908	4,358,362	3,940,707	1,019,505	201,335
G451	Sale of motor vehicles	101	774,246	556,124	153,280	50,700	14,142
G452	Maintenance and repair of motor vehicles	176	152,457	110,643	28,321	8,478	5,015
G453	Sale of motor vehicle parts and accessories	274	212,695	108,991	101,145	2,559	-
G454	Sale, maintenance and repair of motorcycles and related parts and accessories	732	82,918	46,122	12,534	24,262	-
G461	Wholesale on a fee or contract basis	15	10,669	5,429	5,240	-	-
G462	Wholesale of agricultural raw materials and live animals	123	19,821	19,821	-	-	-
G463	Wholesale of food, beverages and tobacco	208	327,922	191,154	89,002	47,765	1
G464	Wholesale of household goods	253	204,529	156,083	21,392	27,054	-
G465	Wholesale of machinery, equipment and supplies	107	7,504	5,215	252	1,911	126
G466	Other specialized wholesale	162	286,088	256,572	20,880	8,636	-
G469	Non-specialized wholesale trade	30	69,828	69,782	46	-	-
G471	Retail sale in non-specialized stores	935	1,048,063	511,931	160,239	195,275	180,618
G472	Retail sale of food, beverages and tobacco in specialized stores	775	3,690,384	878,868	2,638,988	172,529	-
G473	Retail sale of automotive fuel in specialized stores	497	880,109	528,372	107,692	244,045	-
G474	Retail sale of information and communications equipment in specialized stores	569	29,677	29,677	-	-	-
G475	Retail sale of other household equipment in specialized stores	622	477,632	215,227	167,854	94,551	-
G476	Retail sale of cultural and recreation goods in specialized stores	147	40,812	10,353	28,627	1,832	-

Table 6.2 Number of Establishments and Capital Expenditures for Tangible Fixed Assets by Mode of Acquisition for Wholesale and Retail Trade; Repair of Motor Vehicles and Motorcycles Establishments by Region and Industry Group: Philippines, 2018

(Values are in thousand PhP, except for number of establishments. Details may not add-up to total due to rounding and/or statistical disclosure control.)

Continued							
2009 PSIC Code	Region / Industry Description	Number of Establish ments	Capital Expenditures for All Tangible Fixed Assets by Mode of Acquisition				
			Total	New Tangible Fixed Assets	Major Alteration and Improvement s on Tangible Fixed Assets	Land and Used Tangible Fixed Assets	Tangible Fixed Assets Produced on Own Account
		(1)	(2)	(3)	(4)	(5)	(6)
G477	Retail sale of other goods in specialized stores	2,328	1,204,553	657,998	405,215	139,907	1,433
G479	Retail trade not in stores, stalls or markets	9	-	-	-	-	-
XI – Davao Region		8,425	2,682,780	1,721,025	760,715	188,534	12,506
G451	Sale of motor vehicles	118	44,210	15,458	-	28,752	-
G452	Maintenance and repair of motor vehicles	225	371	371	-	-	-
G453	Sale of motor vehicle parts and accessories	357	11,495	8,422	1,776	1,298	-
G454	Sale, maintenance and repair of motorcycles and related parts and accessories	579	436	386	-	-	50
G461	Wholesale on a fee or contract basis	74	28,282	27,941	342	-	-
G462	Wholesale of agricultural raw materials and live animals	157	12,633	-	662	11,971	-
G463	Wholesale of food, beverages and tobacco	238	598,147	217,725	338,840	41,582	-
G464	Wholesale of household goods	332	116,641	109,563	3,566	3,511	-
G465	Wholesale of machinery, equipment and supplies	82	380,436	347,505	31,781	1,049	100
G466	Other specialized wholesale	266	315,041	312,034	2,713	293	-
G469	Non-specialized wholesale trade	9	-	-	-	-	-
G471	Retail sale in non-specialized stores	628	726,256	466,111	164,878	87,099	8,168
G472	Retail sale of food, beverages and tobacco in specialized stores	561	-	-	-	-	-
G473	Retail sale of automotive fuel in specialized stores	464	127,851	32,947	82,289	12,615	-
G474	Retail sale of information and communications equipment in specialized stores	558	1,257	1,257	-	-	-
G475	Retail sale of other household equipment in specialized stores	584	93,229	52,456	36,586	-	4,188
G476	Retail sale of cultural and recreation goods in specialized stores	181	1,345	1,345	-	-	-

Table 6.2 Number of Establishments and Capital Expenditures for Tangible Fixed Assets by Mode of Acquisition for Wholesale and Retail Trade; Repair of Motor Vehicles and Motorcycles Establishments by Region and Industry Group: Philippines, 2018

(Values are in thousand PhP, except for number of establishments. Details may not add-up to total due to rounding and/or statistical disclosure control.)

2009 PSIC Code	Region / Industry Description	Number of Establish- ments	Capital Expenditures for All Tangible Fixed Assets by Mode of Acquisition				
			Total	New Tangible Fixed Assets	Major Alteration and Improvement s on Tangible Fixed Assets	Land and Used Tangible Fixed Assets	Tangible Fixed Assets Produced on Own Account
		(1)	(2)	(3)	(4)	(5)	(6)
G477	Retail sale of other goods in specialized stores	2,994	225,149	127,504	97,282	363	-
G479	Retail trade not in stores, stalls or markets	21	-	-	-	-	-
	XII - SOCCSKSARGEN	7,783	20,020,348	3,646,239	9,120,111	6,595,862	658,135
G451	Sale of motor vehicles	68	70,580	5,111	65,469	-	-
G452	Maintenance and repair of motor vehicles	221	13,762	5,412	-	7,577	773
G453	Sale of motor vehicle parts and accessories	305	573,656	306,591	19,368	152,024	95,673
G454	Sale, maintenance and repair of motorcycles and related parts and accessories	460	10,929	6,673	2,913	1,342	-
G461	Wholesale on a fee or contract basis	53	890	890	-	-	-
G462	Wholesale of agricultural raw materials and live animals	192	135,129	109,836	19,119	6,174	-
G463	Wholesale of food, beverages and tobacco	179	175,350	31,060	1,760	15,179	127,351
G464	Wholesale of household goods	251	15,419	9,388	579	5,020	432
G465	Wholesale of machinery, equipment and supplies	113	75,496	75,496	-	-	-
G466	Other specialized wholesale	130	148,276	81,515	13,520	11,716	41,525
G471	Retail sale in non-specialized stores	652	779,364	136,060	551,339	28,406	63,560
G472	Retail sale of food, beverages and tobacco in specialized stores	778	11,548,359	2,695,998	8,311,586	540,775	-
G473	Retail sale of automotive fuel in specialized stores	447	16,671	6,892	1,779	-	8,000
G474	Retail sale of information and communications equipment in specialized stores	834	16,567	8,867	-	-	7,700
G475	Retail sale of other household equipment in specialized stores	1,031	361,117	41,603	28,104	16,683	274,727
G476	Retail sale of cultural and recreation goods in specialized stores	248	45,869	8,942	-	-	36,927

Table 6.2 Number of Establishments and Capital Expenditures for Tangible Fixed Assets by Mode of Acquisition for Wholesale and Retail Trade; Repair of Motor Vehicles and Motorcycles Establishments by Region and Industry Group: Philippines, 2018

(Values are in thousand PhP, except for number of establishments. Details may not add-up to total due to rounding and/or statistical disclosure control.)

2009 PSIC Code	Region / Industry Description	Number of Establish ments	Capital Expenditures for All Tangible Fixed Assets by Mode of Acquisition				
			Total	New Tangible Fixed Assets	Major Alteration and Improvements on Tangible Fixed Assets	Land and Used Tangible Fixed Assets	Tangible Fixed Assets Produced on Own Account
		(1)	(2)	(3)	(4)	(5)	(6)
G477	Retail sale of other goods in specialized stores	1,804	6,030,627	113,616	104,575	5,810,968	1,468
G479	Retail trade not in stores, stalls or markets	15	2,288	2,288	-	-	-
	XIII - Caraga	5,390	1,560,463	988,517	293,755	278,191	-
G451	Sale of motor vehicles	27	34,360	16,356	16,492	1,511	-
G452	Maintenance and repair of motor vehicles	80	140,174	135,698	-	4,477	-
G453	Sale of motor vehicle parts and accessories	138	60,163	60,163	-	-	-
G454	Sale, maintenance and repair of motorcycles and related parts and accessories	586	27,120	10,689	14,321	2,109	-
G461	Wholesale on a fee or contract basis	S	S	S	S	S	S
G462	Wholesale of agricultural raw materials and live animals	158	47,173	24,049	13,893	9,231	-
G463	Wholesale of food, beverages and tobacco	100	313,297	183,632	3,266	126,399	-
G464	Wholesale of household goods	133	34,038	10,448	18,590	5,000	-
G465	Wholesale of machinery, equipment and supplies	75	29,518	29,518	-	-	-
G466	Other specialized wholesale	107	76,809	76,809	-	-	-
G471	Retail sale in non-specialized stores	847	387,558	212,374	146,794	28,390	-
G472	Retail sale of food, beverages and tobacco in specialized stores	448	117,978	117,978	-	-	-
G473	Retail sale of automotive fuel in specialized stores	253	52,332	10,382	27,376	14,574	-
G474	Retail sale of information and communications equipment in specialized stores	304	872	872	-	-	-
G475	Retail sale of other household equipment in specialized stores	475	129,464	33,903	10,583	84,978	-
G476	Retail sale of cultural and recreation goods in specialized stores	140	-	-	-	-	-
G477	Retail sale of other goods in specialized stores	1,508	99,036	65,624	32,292	1,121	-
G479	Retail trade not in stores, stalls or markets	S	S	S	S	S	S

Table 6.2 Number of Establishments and Capital Expenditures for Tangible Fixed Assets by Mode of Acquisition for Wholesale and Retail Trade; Repair of Motor Vehicles and Motorcycles Establishments by Region and Industry Group: Philippines, 2018

(Values are in thousand PhP, except for number of establishments. Details may not add-up to total due to rounding and/or statistical disclosure control.)

Concluded							
2009 PSIC Code	Region / Industry Description	Number of Establish ments	Capital Expenditures for All Tangible Fixed Assets by Mode of Acquisition				
			Total	New Tangible Fixed Assets	Major Alteration and Improvement s on Tangible Fixed Assets	Land and Used Tangible Fixed Assets	Tangible Fixed Assets Produced on Own Account
		(1)	(2)	(3)	(4)	(5)	(6)
	Autonomous Region in Muslim Mindanao	1,984	718,357	183,217	20,704	131,126	383,309
G451	Sale of motor vehicles	11	5,435	5,435	-	-	-
G453	Sale of motor vehicle parts and accessories	106	23,768	7,660	-	8,735	7,373
G454	Sale, maintenance and repair of motorcycles and related parts and accessories	144	20,556	18,831	1,294	431	-
G462	Wholesale of agricultural raw materials and live animals	64	40,868	13,800	1,483	17,372	8,213
G463	Wholesale of food, beverages and tobacco	51	62,788	11,420	-	9,994	41,374
G464	Wholesale of household goods	22	-	-	-	-	-
G465	Wholesale of machinery, equipment and supplies	19	25,076	-	-	7,477	17,600
G466	Other specialized wholesale	39	21,993	21,993	-	-	-
G471	Retail sale in non-specialized stores	260	35,918	21,785	1,215	12,918	-
G472	Retail sale of food, beverages and tobacco in specialized stores	134	2,132	-	-	2,132	-
G473	Retail sale of automotive fuel in specialized stores	91	233,223	-	-	47,221	186,002
G474	Retail sale of information and communications equipment in specialized stores	71	9,112	9,112	-	-	-
G475	Retail sale of other household equipment in specialized stores	60	121,369	14,038	600	1,000	105,731
G476	Retail sale of cultural and recreation goods in specialized stores	30	5,474	5,474	-	-	-
G477	Retail sale of other goods in specialized stores	871	93,667	53,668	16,113	23,846	40
G479	Retail trade not in stores, stalls or markets	11	16,976	-	-	-	16,976

Note: "-" – Zero Value

S – Suppressed Data

Source: Philippine Statistics Authority, 2018 Census of Philippine Business and Industry

Table 7 Number of Establishments and Capital Expenditures for Intangible Assets by Type for Wholesale and Retail Trade; Repair of Motor Vehicles and Motorcycles Establishments by Region and Industry Group: Philippines, 2018

(Values are in thousand PhP, except for number of establishments. Details may not add-up to total due to rounding and/or statistical disclosure control.)

2009 PSIC Code	Region / Industry Description	Number of Establish ments	Capital Expenditures of Intangible Assets					
			Total	Intangible Non- Produced Assets	Computer Software and Databases	Entertain ment, Library and Artistic Originals	Research and Develop ment	Other Intangible Assets
			(1)	(2)	(3)	(4)	(5)	(6)
	Philippines	137,674	1,163,360	476,226	605,209	6,135	-	75,790
G451	Sale of motor vehicles	1,595	40,030	25,805	14,215	-	-	10
G452	Maintenance and repair of motor vehicles	2,991	1,394	-	1,394	-	-	-
G453	Sale of motor vehicle parts and accessories	4,837	4,756	4,011	745	-	-	-
G454	Sale, maintenance and repair of motorcycles and related parts and accessories	8,501	134,324	-	134,276	48	-	-
G461	Wholesale on a fee or contract basis	518	49,726	34,641	15,085	-	-	-
G462	Wholesale of agricultural raw materials and live animals	2,430	7,369	5,408	1,961	-	-	-
G463	Wholesale of food, beverages and tobacco	3,508	19,814	696	16,254	-	-	2,863
G464	Wholesale of household goods	6,370	297,568	251,678	41,776	116	-	3,997
G465	Wholesale of machinery, equipment and supplies	2,810	48,472	24,727	23,718	-	-	27
G466	Other specialized wholesale	4,173	25,065	4,143	20,922	-	-	-
G469	Non-specialized wholesale trade	93	-	-	-	-	-	-
G471	Retail sale in non-specialized stores	13,478	165,091	4,193	158,407	36	-	2,455
G472	Retail sale of food, beverages and tobacco in specialized stores	11,793	8,077	-	7,326	-	-	751
G473	Retail sale of automotive fuel in specialized stores	7,074	36,800	3,329	33,470	-	-	-
G474	Retail sale of information and communications equipment in specialized stores	6,782	67,347	37,705	29,642	-	-	-
G475	Retail sale of other household equipment in specialized stores	17,389	75,447	-	4,467	5,422	-	65,558
G476	Retail sale of cultural and recreation goods in specialized stores	3,374	12,908	7,206	5,480	93	-	128
G477	Retail sale of other goods in specialized stores	39,585	167,475	72,684	94,371	420	-	-
G479	Retail trade not in stores, stalls or markets	373	1,700	-	1,700	-	-	-

Continued

Table 7 Number of Establishments and Capital Expenditures for Intangible Assets by Type for Wholesale and Retail Trade; Repair of Motor Vehicles and Motorcycles Establishments by Region and Industry Group: Philippines, 2018

(Values are in thousand PhP, except for number of establishments. Details may not add-up to total due to rounding and/or statistical disclosure control.)

Continued

2009 PSIC Code	Region / Industry Description	Number of Establish ments	Capital Expenditures of Intangible Assets					
			Total	Intangible Non- Produced Assets	Computer Software and Databases	Entertain ment, Library and Artistic Originals	Research and Develop ment	Other Intangible Assets
			(1)	(2)	(3)	(4)	(5)	(6)
	National Capital Region	21,366	622,972	408,801	207,054	129	-	6,988
G451	Sale of motor vehicles	279	6,276	2,144	4,132	-	-	-
G452	Maintenance and repair of motor vehicles	387	1,394	-	1,394	-	-	-
G453	Sale of motor vehicle parts and accessories	688	265	-	265	-	-	-
G454	Sale, maintenance and repair of motorcycles and related parts and accessories	556	-	-	-	-	-	-
G461	Wholesale on a fee or contract basis	170	37,011	34,641	2,370	-	-	-
G462	Wholesale of agricultural raw materials and live animals	217	1,961	-	1,961	-	-	-
G463	Wholesale of food, beverages and tobacco	563	16,173	-	13,310	-	-	2,863
G464	Wholesale of household goods	2,144	290,743	251,173	35,573	-	-	3,997
G465	Wholesale of machinery, equipment and supplies	1,189	12,709	-	12,709	-	-	-
G466	Other specialized wholesale	1,043	24,695	3,954	20,741	-	-	-
G469	Non-specialized wholesale trade	28	-	-	-	-	-	-
G471	Retail sale in non-specialized stores	1,344	61,196	1,258	59,903	36	-	-
G472	Retail sale of food, beverages and tobacco in specialized stores	941	6	-	6	-	-	-
G473	Retail sale of automotive fuel in specialized stores	619	31,754	-	31,754	-	-	-
G474	Retail sale of information and communications equipment in specialized stores	770	39,514	37,705	1,809	-	-	-
G475	Retail sale of other household equipment in specialized stores	2,746	3,117	-	3,117	-	-	-
G476	Retail sale of cultural and recreation goods in specialized stores	539	12,843	7,206	5,416	93	-	128
G477	Retail sale of other goods in specialized stores	7,048	83,076	70,721	12,355	-	-	-
G479	Retail trade not in stores, stalls or markets	96	240	-	240	-	-	-

Table 7 Number of Establishments and Capital Expenditures for Intangible Assets by Type for Wholesale and Retail Trade; Repair of Motor Vehicles and Motorcycles Establishments by Region and Industry Group: Philippines, 2018

(Values are in thousand PhP, except for number of establishments. Details may not add-up to total due to rounding and/or statistical disclosure control.)

Continued

2009 PSIC Code	Region / Industry Description	Number of Establish ments	Capital Expenditures of Intangible Assets					
			Total	Intangible Non- Produced Assets	Computer Software and Databases	Entertain ment, Library and Artistic Originals	Research and Develop ment	Other Intangible Assets
			(1)	(2)	(3)	(4)	(5)	(6)
	Cordillera Administrative Region	4,683	582	-	582	-	-	-
G451	Sale of motor vehicles	37	-	-	-	-	-	-
G452	Maintenance and repair of motor vehicles	130	-	-	-	-	-	-
G453	Sale of motor vehicle parts and accessories	188	-	-	-	-	-	-
G454	Sale, maintenance and repair of motorcycles and related parts and accessories	293	-	-	-	-	-	-
G461	Wholesale on a fee or contract basis	12	-	-	-	-	-	-
G462	Wholesale of agricultural raw materials and live animals	74	-	-	-	-	-	-
G463	Wholesale of food, beverages and tobacco	126	-	-	-	-	-	-
G464	Wholesale of household goods	144	-	-	-	-	-	-
G465	Wholesale of machinery, equipment and supplies	41	-	-	-	-	-	-
G466	Other specialized wholesale	97	-	-	-	-	-	-
G471	Retail sale in non-specialized stores	376	582	-	582	-	-	-
G472	Retail sale of food, beverages and tobacco in specialized stores	391	-	-	-	-	-	-
G473	Retail sale of automotive fuel in specialized stores	346	-	-	-	-	-	-
G474	Retail sale of information and communications equipment in specialized stores	312	-	-	-	-	-	-
G475	Retail sale of other household equipment in specialized stores	820	-	-	-	-	-	-
G476	Retail sale of cultural and recreation goods in specialized stores	110	-	-	-	-	-	-
G477	Retail sale of other goods in specialized stores	1,161	-	-	-	-	-	-
G479	Retail trade not in stores, stalls or markets	24	-	-	-	-	-	-
	I - Ilocos Region	5,820	6,456	1,702	4,754	-	-	-
G451	Sale of motor vehicles	72	1,827	1,702	125	-	-	-
G452	Maintenance and repair of motor vehicles	159	-	-	-	-	-	-

Table 7 Number of Establishments and Capital Expenditures for Intangible Assets by Type for Wholesale and Retail Trade; Repair of Motor Vehicles and Motorcycles Establishments by Region and Industry Group: Philippines, 2018

(Values are in thousand PhP, except for number of establishments. Details may not add-up to total due to rounding and/or statistical disclosure control.)

Continued

2009 PSIC Code	Region / Industry Description	Number of Establish- ments	Capital Expenditures of Intangible Assets					
			Total	Intangible Non- Produced Assets	Computer Software and Databases	Entertain- ment, Library and Artistic Originals	Research and Develop- ment	Other Intangible Assets
		(1)	(2)	(3)	(4)	(5)	(6)	(7)
G453	Sale of motor vehicle parts and accessories	354	263	-	263	-	-	-
G454	Sale, maintenance and repair of motorcycles and related parts and accessories	285	-	-	-	-	-	-
G462	Wholesale of agricultural raw materials and live animals	91	-	-	-	-	-	-
G463	Wholesale of food, beverages and tobacco	157	-	-	-	-	-	-
G464	Wholesale of household goods	273	146	-	146	-	-	-
G465	Wholesale of machinery, equipment and supplies	108	-	-	-	-	-	-
G466	Other specialized wholesale	244	-	-	-	-	-	-
G469	Non-specialized wholesale trade	5	-	-	-	-	-	-
G471	Retail sale in non-specialized stores	793	3,691	-	3,691	-	-	-
G472	Retail sale of food, beverages and tobacco in specialized stores	525	-	-	-	-	-	-
G473	Retail sale of automotive fuel in specialized stores	294	-	-	-	-	-	-
G474	Retail sale of information and communications equipment in specialized stores	350	-	-	-	-	-	-
G475	Retail sale of other household equipment in specialized stores	815	529	-	529	-	-	-
G476	Retail sale of cultural and recreation goods in specialized stores	110	-	-	-	-	-	-
G477	Retail sale of other goods in specialized stores	1,173	-	-	-	-	-	-
G479	Retail trade not in stores, stalls or markets	10	-	-	-	-	-	-
	II - Cagayan Valley	5,470	82,265	1,877	14,830	-	-	65,558
G451	Sale of motor vehicles	68	877	877	-	-	-	-
G452	Maintenance and repair of motor vehicles	152	-	-	-	-	-	-
G453	Sale of motor vehicle parts and accessories	261	-	-	-	-	-	-
G454	Sale, maintenance and repair of motorcycles and related parts and accessories	365	-	-	-	-	-	-

Table 7 Number of Establishments and Capital Expenditures for Intangible Assets by Type for Wholesale and Retail Trade; Repair of Motor Vehicles and Motorcycles Establishments by Region and Industry Group: Philippines, 2018

(Values are in thousand PhP, except for number of establishments. Details may not add-up to total due to rounding and/or statistical disclosure control.)

Continued

2009 PSIC Code	Region / Industry Description	Number of Establish- ments	Capital Expenditures of Intangible Assets					
			Total	Intangible Non- Produced Assets	Computer Software and Databases	Entertain- ment, Library and Artistic Originals	Research and Develop- ment	Other Intangible Assets
			(1)	(2)	(3)	(4)	(5)	(6)
G462	Wholesale of agricultural raw materials and live animals	162	-	-	-	-	-	-
G463	Wholesale of food, beverages and tobacco	87	200	-	200	-	-	-
G464	Wholesale of household goods	305	4,452	-	4,452	-	-	-
G465	Wholesale of machinery, equipment and supplies	69	-	-	-	-	-	-
G466	Other specialized wholesale	183	-	-	-	-	-	-
G471	Retail sale in non-specialized stores	337	1,872	1,000	872	-	-	-
G472	Retail sale of food, beverages and tobacco in specialized stores	669	7,320	-	7,320	-	-	-
G473	Retail sale of automotive fuel in specialized stores	358	-	-	-	-	-	-
G474	Retail sale of information and communications equipment in specialized stores	390	63	-	63	-	-	-
G475	Retail sale of other household equipment in specialized stores	705	65,558	-	-	-	-	65,558
G476	Retail sale of cultural and recreation goods in specialized stores	199	-	-	-	-	-	-
G477	Retail sale of other goods in specialized stores	1,151	1,924	-	1,924	-	-	-
G479	Retail trade not in stores, stalls or markets	9	-	-	-	-	-	-
III - Central Luzon		10,554	43,910	28,293	15,617	-	-	-
G451	Sale of motor vehicles	176	21,532	21,082	451	-	-	-
G452	Maintenance and repair of motor vehicles	233	-	-	-	-	-	-
G453	Sale of motor vehicle parts and accessories	331	-	-	-	-	-	-
G454	Sale, maintenance and repair of motorcycles and related parts and accessories	502	-	-	-	-	-	-
G461	Wholesale on a fee or contract basis	15	-	-	-	-	-	-
G462	Wholesale of agricultural raw materials and live animals	222	5,408	5,408	-	-	-	-
G463	Wholesale of food, beverages and tobacco	273	696	696	-	-	-	-

Table 7 Number of Establishments and Capital Expenditures for Intangible Assets by Type for Wholesale and Retail Trade; Repair of Motor Vehicles and Motorcycles Establishments by Region and Industry Group: Philippines, 2018

(Values are in thousand PhP, except for number of establishments. Details may not add-up to total due to rounding and/or statistical disclosure control.)

Continued

2009 PSIC Code	Region / Industry Description	Number of Establish ments	Capital Expenditures of Intangible Assets					
			Total	Intangible Non- Produced Assets	Computer Software and Databases	Entertain ment, Library and Artistic Originals	Research and Develop ment	Other Intangible Assets
			(1)	(2)	(3)	(4)	(5)	(6)
G464	Wholesale of household goods	466	209	-	209	-	-	-
G465	Wholesale of machinery, equipment and supplies	161	-	-	-	-	-	-
G466	Other specialized wholesale	362	294	151	143	-	-	-
G469	Non-specialized wholesale trade	5	-	-	-	-	-	-
G471	Retail sale in non-specialized stores	1,222	13,740	-	13,740	-	-	-
G472	Retail sale of food, beverages and tobacco in specialized stores	650	-	-	-	-	-	-
G473	Retail sale of automotive fuel in specialized stores	671	493	493	-	-	-	-
G474	Retail sale of information and communications equipment in specialized stores	183	-	-	-	-	-	-
G475	Retail sale of other household equipment in specialized stores	1,435	38	-	38	-	-	-
G476	Retail sale of cultural and recreation goods in specialized stores	259	-	-	-	-	-	-
G477	Retail sale of other goods in specialized stores	3,376	1,498	463	1,035	-	-	-
G479	Retail trade not in stores, stalls or markets	12	-	-	-	-	-	-
IVA - CALABARZON		12,537	182,708	1,106	181,602	-	-	-
G451	Sale of motor vehicles	105	2,604	-	2,604	-	-	-
G452	Maintenance and repair of motor vehicles	254	-	-	-	-	-	-
G453	Sale of motor vehicle parts and accessories	463	217	-	217	-	-	-
G454	Sale, maintenance and repair of motorcycles and related parts and accessories	665	134,276	-	134,276	-	-	-
G461	Wholesale on a fee or contract basis	48	-	-	-	-	-	-
G462	Wholesale of agricultural raw materials and live animals	120	-	-	-	-	-	-
G463	Wholesale of food, beverages and tobacco	292	-	-	-	-	-	-
G464	Wholesale of household goods	349	506	506	-	-	-	-

Table 7 Number of Establishments and Capital Expenditures for Intangible Assets by Type for Wholesale and Retail Trade; Repair of Motor Vehicles and Motorcycles Establishments by Region and Industry Group: Philippines, 2018

(Values are in thousand PhP, except for number of establishments. Details may not add-up to total due to rounding and/or statistical disclosure control.)

Continued

2009 PSIC Code	Region / Industry Description	Number of Establish ments	Capital Expenditures of Intangible Assets					
			Total	Intangible Non- Produced Assets	Computer Software and Databases	Entertain ment, Library and Artistic Originals	Research and Develop ment	Other Intangible Assets
			(1)	(2)	(3)	(4)	(5)	(6)
G465	Wholesale of machinery, equipment and supplies	154	990	-	990	-	-	-
G466	Other specialized wholesale	356	37	-	37	-	-	-
G469	Non-specialized wholesale trade	9	-	-	-	-	-	-
G471	Retail sale in non-specialized stores	1,855	30,221	-	30,221	-	-	-
G472	Retail sale of food, beverages and tobacco in specialized stores	1,477	-	-	-	-	-	-
G473	Retail sale of automotive fuel in specialized stores	788	2,317	601	1,716	-	-	-
G474	Retail sale of information and communications equipment in specialized stores	341	-	-	-	-	-	-
G475	Retail sale of other household equipment in specialized stores	2,207	13	-	13	-	-	-
G476	Retail sale of cultural and recreation goods in specialized stores	317	-	-	-	-	-	-
G477	Retail sale of other goods in specialized stores	2,698	11,527	-	11,527	-	-	-
G479	Retail trade not in stores, stalls or markets	38	-	-	-	-	-	-
	MIMAROPA	4,931	9,020	49	8,971	-	-	-
G451	Sale of motor vehicles	16	6,200	-	6,200	-	-	-
G452	Maintenance and repair of motor vehicles	102	-	-	-	-	-	-
G453	Sale of motor vehicle parts and accessories	195	-	-	-	-	-	-
G454	Sale, maintenance and repair of motorcycles and related parts and accessories	609	-	-	-	-	-	-
G461	Wholesale on a fee or contract basis	S	S	S	S	S	S	S
G462	Wholesale of agricultural raw materials and live animals	121	-	-	-	-	-	-
G463	Wholesale of food, beverages and tobacco	123	-	-	-	-	-	-
G464	Wholesale of household goods	202	-	-	-	-	-	-
G465	Wholesale of machinery, equipment and supplies	77	-	-	-	-	-	-

Table 7 Number of Establishments and Capital Expenditures for Intangible Assets by Type for Wholesale and Retail Trade; Repair of Motor Vehicles and Motorcycles Establishments by Region and Industry Group: Philippines, 2018

(Values are in thousand PhP, except for number of establishments. Details may not add-up to total due to rounding and/or statistical disclosure control.)

Continued

2009 PSIC Code	Region / Industry Description	Number of Establish ments	Capital Expenditures of Intangible Assets					
			Total	Intangible Non- Produced Assets	Computer Software and Databases	Entertain ment, Library and Artistic Originals	Research and Develop ment	Other Intangible Assets
			(1)	(2)	(3)	(4)	(5)	(6)
G466	Other specialized wholesale	111	19	19	-	-	-	-
G471	Retail sale in non-specialized stores	422	187	30	156	-	-	-
G472	Retail sale of food, beverages and tobacco in specialized stores	296	-	-	-	-	-	-
G473	Retail sale of automotive fuel in specialized stores	307	-	-	-	-	-	-
G474	Retail sale of information and communications equipment in specialized stores	289	-	-	-	-	-	-
G475	Retail sale of other household equipment in specialized stores	631	-	-	-	-	-	-
G476	Retail sale of cultural and recreation goods in specialized stores	105	-	-	-	-	-	-
G477	Retail sale of other goods in specialized stores	1,313	2,615	-	2,615	-	-	-
G479	Retail trade not in stores, stalls or markets	S	S	S	S	S	S	S
	V - Bicol Region	5,944	2,289	-	2,289	-	-	-
G451	Sale of motor vehicles	38	19	-	19	-	-	-
G452	Maintenance and repair of motor vehicles	185	-	-	-	-	-	-
G453	Sale of motor vehicle parts and accessories	195	-	-	-	-	-	-
G454	Sale, maintenance and repair of motorcycles and related parts and accessories	331	-	-	-	-	-	-
G461	Wholesale on a fee or contract basis	27	34	-	34	-	-	-
G462	Wholesale of agricultural raw materials and live animals	111	-	-	-	-	-	-
G463	Wholesale of food, beverages and tobacco	227	-	-	-	-	-	-
G464	Wholesale of household goods	282	-	-	-	-	-	-
G465	Wholesale of machinery, equipment and supplies	139	-	-	-	-	-	-
G466	Other specialized wholesale	137	-	-	-	-	-	-
G471	Retail sale in non-specialized stores	481	394	-	394	-	-	-

Table 7 Number of Establishments and Capital Expenditures for Intangible Assets by Type for Wholesale and Retail Trade; Repair of Motor Vehicles and Motorcycles Establishments by Region and Industry Group: Philippines, 2018

(Values are in thousand PhP, except for number of establishments. Details may not add-up to total due to rounding and/or statistical disclosure control.)

Continued

2009 PSIC Code	Region / Industry Description	Number of Establish ments	Capital Expenditures of Intangible Assets					
			Total	Intangible Non- Produced Assets	Computer Software and Databases	Entertain ment, Library and Artistic Originals	Research and Develop ment	Other Intangible Assets
			(1)	(2)	(3)	(4)	(5)	(6)
G472	Retail sale of food, beverages and tobacco in specialized stores	602	-	-	-	-	-	-
G473	Retail sale of automotive fuel in specialized stores	333	-	-	-	-	-	-
G474	Retail sale of information and communications equipment in specialized stores	173	-	-	-	-	-	-
G475	Retail sale of other household equipment in specialized stores	810	352	-	352	-	-	-
G476	Retail sale of cultural and recreation goods in specialized stores	136	-	-	-	-	-	-
G477	Retail sale of other goods in specialized stores	1,719	30	-	30	-	-	-
G479	Retail trade not in stores, stalls or markets	17	1,460	-	1,460	-	-	-
VI - Western Visayas		9,405	14,289	3,755	10,533	-	-	-
G451	Sale of motor vehicles	121	-	-	-	-	-	-
G452	Maintenance and repair of motor vehicles	193	-	-	-	-	-	-
G453	Sale of motor vehicle parts and accessories	216	-	-	-	-	-	-
G454	Sale, maintenance and repair of motorcycles and related parts and accessories	910	-	-	-	-	-	-
G461	Wholesale on a fee or contract basis	21	-	-	-	-	-	-
G462	Wholesale of agricultural raw materials and live animals	148	-	-	-	-	-	-
G463	Wholesale of food, beverages and tobacco	227	-	-	-	-	-	-
G464	Wholesale of household goods	350	-	-	-	-	-	-
G465	Wholesale of machinery, equipment and supplies	79	-	-	-	-	-	-
G466	Other specialized wholesale	207	20	20	-	-	-	-
G471	Retail sale in non-specialized stores	933	1,478	-	1,478	-	-	-
G472	Retail sale of food, beverages and tobacco in specialized stores	671	-	-	-	-	-	-
G473	Retail sale of automotive fuel in specialized stores	426	2,236	2,236	-	-	-	-

Table 7 Number of Establishments and Capital Expenditures for Intangible Assets by Type for Wholesale and Retail Trade; Repair of Motor Vehicles and Motorcycles Establishments by Region and Industry Group: Philippines, 2018

(Values are in thousand PhP, except for number of establishments. Details may not add-up to total due to rounding and/or statistical disclosure control.)

Continued

2009 PSIC Code	Region / Industry Description	Number of Establish ments	Capital Expenditures of Intangible Assets					
			Total	Intangible Non- Produced Assets	Computer Software and Databases	Entertain ment, Library and Artistic Originals	Research and Develop ment	Other Intangible Assets
G474	Retail sale of information and communications equipment in specialized stores	517	7,646	-	7,646	-	-	-
G475	Retail sale of other household equipment in specialized stores	1,109	1	-	1	-	-	-
G476	Retail sale of cultural and recreation goods in specialized stores	274	-	-	-	-	-	-
G477	Retail sale of other goods in specialized stores	2,965	2,908	1,500	1,408	-	-	-
G479	Retail trade not in stores, stalls or markets	38	-	-	-	-	-	-
	VII - Central Visayas	11,642	65,505	26,632	33,376	5,470	-	27
G451	Sale of motor vehicles	206	-	-	-	-	-	-
G452	Maintenance and repair of motor vehicles	272	-	-	-	-	-	-
G453	Sale of motor vehicle parts and accessories	408	-	-	-	-	-	-
G454	Sale, maintenance and repair of motorcycles and related parts and accessories	486	48	-	-	48	-	-
G461	Wholesale on a fee or contract basis	38	-	-	-	-	-	-
G462	Wholesale of agricultural raw materials and live animals	118	-	-	-	-	-	-
G463	Wholesale of food, beverages and tobacco	233	228	-	228	-	-	-
G464	Wholesale of household goods	494	532	-	532	-	-	-
G465	Wholesale of machinery, equipment and supplies	216	24,754	24,727	-	-	-	27
G466	Other specialized wholesale	362	-	-	-	-	-	-
G469	Non-specialized wholesale trade	8	-	-	-	-	-	-
G471	Retail sale in non-specialized stores	1,032	13,721	1,905	11,816	-	-	-
G472	Retail sale of food, beverages and tobacco in specialized stores	1,386	-	-	-	-	-	-
G473	Retail sale of automotive fuel in specialized stores	419	-	-	-	-	-	-
G474	Retail sale of information and communications equipment in specialized stores	461	20,109	-	20,109	-	-	-

Table 7 Number of Establishments and Capital Expenditures for Intangible Assets by Type for Wholesale and Retail Trade; Repair of Motor Vehicles and Motorcycles Establishments by Region and Industry Group: Philippines, 2018

(Values are in thousand PhP, except for number of establishments. Details may not add-up to total due to rounding and/or statistical disclosure control.)

Continued

2009 PSIC Code	Region / Industry Description	Number of Establish ments	Capital Expenditures of Intangible Assets					
			Total	Intangible Non- Produced Assets	Computer Software and Databases	Entertain ment, Library and Artistic Originals	Research and Develop ment	Other Intangible Assets
			(1)	(2)	(3)	(4)	(5)	(6)
G475	Retail sale of other household equipment in specialized stores	1,676	5,779	-	357	5,422	-	-
G476	Retail sale of cultural and recreation goods in specialized stores	217	-	-	-	-	-	-
G477	Retail sale of other goods in specialized stores	3,571	334	-	334	-	-	-
G479	Retail trade not in stores, stalls or markets	41	-	-	-	-	-	-
	VIII - Eastern Visayas	6,429	56	-	38	17	-	-
G451	Sale of motor vehicles	70	-	-	-	-	-	-
G452	Maintenance and repair of motor vehicles	147	-	-	-	-	-	-
G453	Sale of motor vehicle parts and accessories	221	-	-	-	-	-	-
G454	Sale, maintenance and repair of motorcycles and related parts and accessories	352	-	-	-	-	-	-
G461	Wholesale on a fee or contract basis	9	-	-	-	-	-	-
G462	Wholesale of agricultural raw materials and live animals	123	-	-	-	-	-	-
G463	Wholesale of food, beverages and tobacco	182	-	-	-	-	-	-
G464	Wholesale of household goods	213	17	-	-	17	-	-
G465	Wholesale of machinery, equipment and supplies	82	-	-	-	-	-	-
G466	Other specialized wholesale	171	-	-	-	-	-	-
G471	Retail sale in non-specialized stores	448	-	-	-	-	-	-
G472	Retail sale of food, beverages and tobacco in specialized stores	827	-	-	-	-	-	-
G473	Retail sale of automotive fuel in specialized stores	402	-	-	-	-	-	-
G474	Retail sale of information and communications equipment in specialized stores	394	-	-	-	-	-	-
G475	Retail sale of other household equipment in specialized stores	896	-	-	-	-	-	-

Table 7 Number of Establishments and Capital Expenditures for Intangible Assets by Type for Wholesale and Retail Trade; Repair of Motor Vehicles and Motorcycles Establishments by Region and Industry Group: Philippines, 2018

(Values are in thousand PhP, except for number of establishments. Details may not add-up to total due to rounding and/or statistical disclosure control.)

Continued

2009 PSIC Code	Region / Industry Description	Number of Establish ments	Capital Expenditures of Intangible Assets					
			Total	Intangible Non- Produced Assets	Computer Software and Databases	Entertain ment, Library and Artistic Originals	Research and Develop ment	Other Intangible Assets
G476	Retail sale of cultural and recreation goods in specialized stores	249	-	-	-	-	-	-
G477	Retail sale of other goods in specialized stores	1,643	38	-	38	-	-	-
	IX - Zamboanga Peninsula	7,248	3,870	-	3,450	420	-	-
G451	Sale of motor vehicles	84	-	-	-	-	-	-
G452	Maintenance and repair of motor vehicles	76	-	-	-	-	-	-
G453	Sale of motor vehicle parts and accessories	138	-	-	-	-	-	-
G454	Sale, maintenance and repair of motorcycles and related parts and accessories	646	-	-	-	-	-	-
G461	Wholesale on a fee or contract basis	32	-	-	-	-	-	-
G462	Wholesale of agricultural raw materials and live animals	228	-	-	-	-	-	-
G463	Wholesale of food, beverages and tobacco	243	-	-	-	-	-	-
G464	Wholesale of household goods	158	-	-	-	-	-	-
G465	Wholesale of machinery, equipment and supplies	98	-	-	-	-	-	-
G466	Other specialized wholesale	195	-	-	-	-	-	-
G471	Retail sale in non-specialized stores	913	2,385	-	2,385	-	-	-
G472	Retail sale of food, beverages and tobacco in specialized stores	662	-	-	-	-	-	-
G473	Retail sale of automotive fuel in specialized stores	359	-	-	-	-	-	-
G474	Retail sale of information and communications equipment in specialized stores	267	-	-	-	-	-	-
G475	Retail sale of other household equipment in specialized stores	765	-	-	-	-	-	-
G476	Retail sale of cultural and recreation goods in specialized stores	113	-	-	-	-	-	-
G477	Retail sale of other goods in specialized stores	2,263	1,485	-	1,065	420	-	-
G479	Retail trade not in stores, stalls or markets	9	-	-	-	-	-	-

Table 7 Number of Establishments and Capital Expenditures for Intangible Assets by Type for Wholesale and Retail Trade; Repair of Motor Vehicles and Motorcycles Establishments by Region and Industry Group: Philippines, 2018

(Values are in thousand PhP, except for number of establishments. Details may not add-up to total due to rounding and/or statistical disclosure control.)

Continued

2009 PSIC Code	Region / Industry Description	Number of Establish ments	Capital Expenditures of Intangible Assets					
			Total	Intangible Non- Produced Assets	Computer Software and Databases	Entertain ment, Library and Artistic Originals	Research and Develop ment	Other Intangible Assets
			(1)	(2)	(3)	(4)	(5)	(6)
	X - Northern Mindanao	8,063	71,780	4,011	67,670	99	-	-
G451	Sale of motor vehicles	101	161	-	161	-	-	-
G452	Maintenance and repair of motor vehicles	176	-	-	-	-	-	-
G453	Sale of motor vehicle parts and accessories	274	4,011	4,011	-	-	-	-
G454	Sale, maintenance and repair of motorcycles and related parts and accessories	732	-	-	-	-	-	-
G461	Wholesale on a fee or contract basis	15	-	-	-	-	-	-
G462	Wholesale of agricultural raw materials and live animals	123	-	-	-	-	-	-
G463	Wholesale of food, beverages and tobacco	208	2,517	-	2,517	-	-	-
G464	Wholesale of household goods	253	99	-	-	99	-	-
G465	Wholesale of machinery, equipment and supplies	107	846	-	846	-	-	-
G466	Other specialized wholesale	162	-	-	-	-	-	-
G469	Non-specialized wholesale trade	30	-	-	-	-	-	-
G471	Retail sale in non-specialized stores	935	2,682	-	2,682	-	-	-
G472	Retail sale of food, beverages and tobacco in specialized stores	775	-	-	-	-	-	-
G473	Retail sale of automotive fuel in specialized stores	497	-	-	-	-	-	-
G474	Retail sale of information and communications equipment in specialized stores	569	15	-	15	-	-	-
G475	Retail sale of other household equipment in specialized stores	622	5	-	5	-	-	-
G476	Retail sale of cultural and recreation goods in specialized stores	147	64	-	64	-	-	-
G477	Retail sale of other goods in specialized stores	2,328	61,381	-	61,381	-	-	-
G479	Retail trade not in stores, stalls or markets	9	-	-	-	-	-	-

Table 7 Number of Establishments and Capital Expenditures for Intangible Assets by Type for Wholesale and Retail Trade; Repair of Motor Vehicles and Motorcycles Establishments by Region and Industry Group: Philippines, 2018

(Values are in thousand PhP, except for number of establishments. Details may not add-up to total due to rounding and/or statistical disclosure control.)

Continued

2009 PSIC Code	Region / Industry Description	Number of Establish ments	Capital Expenditures of Intangible Assets					
			Total	Intangible Non- Produced Assets	Computer Software and Databases	Entertain ment, Library and Artistic Originals	Research and Develop ment	Other Intangible Assets
			(1)	(2)	(3)	(4)	(5)	(6)
	XI - Davao Region	8,425	51,963	-	49,498	-	-	2,465
G451	Sale of motor vehicles	118	534	-	524	-	-	10
G452	Maintenance and repair of motor vehicles	225	-	-	-	-	-	-
G453	Sale of motor vehicle parts and accessories	357	-	-	-	-	-	-
G454	Sale, maintenance and repair of motorcycles and related parts and accessories	579	-	-	-	-	-	-
G461	Wholesale on a fee or contract basis	74	12,635	-	12,635	-	-	-
G462	Wholesale of agricultural raw materials and live animals	157	-	-	-	-	-	-
G463	Wholesale of food, beverages and tobacco	238	-	-	-	-	-	-
G464	Wholesale of household goods	332	863	-	863	-	-	-
G465	Wholesale of machinery, equipment and supplies	82	9,173	-	9,173	-	-	-
G466	Other specialized wholesale	266	-	-	-	-	-	-
G469	Non-specialized wholesale trade	9	-	-	-	-	-	-
G471	Retail sale in non-specialized stores	628	28,094	-	25,639	-	-	2,455
G472	Retail sale of food, beverages and tobacco in specialized stores	561	-	-	-	-	-	-
G473	Retail sale of automotive fuel in specialized stores	464	-	-	-	-	-	-
G474	Retail sale of information and communications equipment in specialized stores	558	-	-	-	-	-	-
G475	Retail sale of other household equipment in specialized stores	584	3	-	3	-	-	-
G476	Retail sale of cultural and recreation goods in specialized stores	181	-	-	-	-	-	-
G477	Retail sale of other goods in specialized stores	2,994	659	-	659	-	-	-
G479	Retail trade not in stores, stalls or markets	21	-	-	-	-	-	-

Table 7 Number of Establishments and Capital Expenditures for Intangible Assets by Type for Wholesale and Retail Trade; Repair of Motor Vehicles and Motorcycles Establishments by Region and Industry Group: Philippines, 2018

(Values are in thousand PhP, except for number of establishments. Details may not add-up to total due to rounding and/or statistical disclosure control.)

Continued

2009 PSIC Code	Region / Industry Description	Number of Establish ments	Capital Expenditures of Intangible Assets					
			Total	Intangible Non- Produced Assets	Computer Software and Databases	Entertain ment, Library and Artistic Originals	Research and Develop ment	Other Intangible Assets
			(1)	(2)	(3)	(4)	(5)	(6)
	XII - SOCCSKSARGEN	7,783	4,388	-	3,637	-	-	751
G451	Sale of motor vehicles	68	-	-	-	-	-	-
G452	Maintenance and repair of motor vehicles	221	-	-	-	-	-	-
G453	Sale of motor vehicle parts and accessories	305	-	-	-	-	-	-
G454	Sale, maintenance and repair of motorcycles and related parts and accessories	460	-	-	-	-	-	-
G461	Wholesale on a fee or contract basis	53	45	-	45	-	-	-
G462	Wholesale of agricultural raw materials and live animals	192	-	-	-	-	-	-
G463	Wholesale of food, beverages and tobacco	179	-	-	-	-	-	-
G464	Wholesale of household goods	251	-	-	-	-	-	-
G465	Wholesale of machinery, equipment and supplies	113	-	-	-	-	-	-
G466	Other specialized wholesale	130	-	-	-	-	-	-
G471	Retail sale in non-specialized stores	652	3,541	-	3,541	-	-	-
G472	Retail sale of food, beverages and tobacco in specialized stores	778	751	-	-	-	-	751
G473	Retail sale of automotive fuel in specialized stores	447	-	-	-	-	-	-
G474	Retail sale of information and communications equipment in specialized stores	834	-	-	-	-	-	-
G475	Retail sale of other household equipment in specialized stores	1,031	51	-	51	-	-	-
G476	Retail sale of cultural and recreation goods in specialized stores	248	-	-	-	-	-	-
G477	Retail sale of other goods in specialized stores	1,804	-	-	-	-	-	-
G479	Retail trade not in stores, stalls or markets	15	-	-	-	-	-	-
	XIII - Caraga	5,390	1,306	-	1,306	-	-	-
G451	Sale of motor vehicles	27	-	-	-	-	-	-
G452	Maintenance and repair of motor vehicles	80	-	-	-	-	-	-

Table 7 Number of Establishments and Capital Expenditures for Intangible Assets by Type for Wholesale and Retail Trade; Repair of Motor Vehicles and Motorcycles Establishments by Region and Industry Group: Philippines, 2018

(Values are in thousand PhP, except for number of establishments. Details may not add-up to total due to rounding and/or statistical disclosure control.)

Continued

2009 PSIC Code	Region / Industry Description	Number of Establish ments	Capital Expenditures of Intangible Assets					
			Total	Intangible Non- Produced Assets	Computer Software and Databases	Entertain ment, Library and Artistic Originals	Research and Develop ment	Other Intangible Assets
			(1)	(2)	(3)	(4)	(5)	(6)
G453	Sale of motor vehicle parts and accessories	138	-	-	-	-	-	-
G454	Sale, maintenance and repair of motorcycles and related parts and accessories	586	-	-	-	-	-	-
G461	Wholesale on a fee or contract basis	S	S	S	S	S	S	S
G462	Wholesale of agricultural raw materials and live animals	158	-	-	-	-	-	-
G463	Wholesale of food, beverages and tobacco	100	-	-	-	-	-	-
G464	Wholesale of household goods	133	-	-	-	-	-	-
G465	Wholesale of machinery, equipment and supplies	75	-	-	-	-	-	-
G466	Other specialized wholesale	107	-	-	-	-	-	-
G471	Retail sale in non-specialized stores	847	1,306	-	1,306	-	-	-
G472	Retail sale of food, beverages and tobacco in specialized stores	448	-	-	-	-	-	-
G473	Retail sale of automotive fuel in specialized stores	253	-	-	-	-	-	-
G474	Retail sale of information and communications equipment in specialized stores	304	-	-	-	-	-	-
G475	Retail sale of other household equipment in specialized stores	475	-	-	-	-	-	-
G476	Retail sale of cultural and recreation goods in specialized stores	140	-	-	-	-	-	-
G477	Retail sale of other goods in specialized stores	1,508	-	-	-	-	-	-
G479	Retail trade not in stores, stalls or markets	S	S	S	S	S	S	S
	Autonomous Region in Muslim Mindanao	1,984	-	-	-	-	-	-
G451	Sale of motor vehicles	11	-	-	-	-	-	-
G453	Sale of motor vehicle parts and accessories	106	-	-	-	-	-	-
G454	Sale, maintenance and repair of motorcycles and related parts and accessories	144	-	-	-	-	-	-
G462	Wholesale of agricultural raw materials and live animals	64	-	-	-	-	-	-

Table 7 Number of Establishments and Capital Expenditures for Intangible Assets by Type for Wholesale and Retail Trade; Repair of Motor Vehicles and Motorcycles Establishments by Region and Industry Group: Philippines, 2018

(Values are in thousand PhP, except for number of establishments. Details may not add-up to total due to rounding and/or statistical disclosure control.)

Concluded

2009 PSIC Code	Region / Industry Description	Number of Establish ments	Capital Expenditures of Intangible Assets					
			Total	Intangible Non- Produced Assets	Computer Software and Databases	Entertain ment, Library and Artistic Originals	Research and Develop ment	Other Intangible Assets
			(1)	(2)	(3)	(4)	(5)	(6)
G463	Wholesale of food, beverages and tobacco	51	-	-	-	-	-	-
G464	Wholesale of household goods	22	-	-	-	-	-	-
G465	Wholesale of machinery, equipment and supplies	19	-	-	-	-	-	-
G466	Other specialized wholesale	39	-	-	-	-	-	-
G471	Retail sale in non-specialized stores	260	-	-	-	-	-	-
G472	Retail sale of food, beverages and tobacco in specialized stores	134	-	-	-	-	-	-
G473	Retail sale of automotive fuel in specialized stores	91	-	-	-	-	-	-
G474	Retail sale of information and communications equipment in specialized stores	71	-	-	-	-	-	-
G475	Retail sale of other household equipment in specialized stores	60	-	-	-	-	-	-
G476	Retail sale of cultural and recreation goods in specialized stores	30	-	-	-	-	-	-
G477	Retail sale of other goods in specialized stores	871	-	-	-	-	-	-
G479	Retail trade not in stores, stalls or markets	11	-	-	-	-	-	-

Note: “-” – Zero Value

S – Suppressed Data

Source: Philippine Statistics Authority, 2018 Census of Philippine Business and Industry

Table 8 Number of Establishments and Gross Additions to Tangible Fixed Assets for Wholesale and Retail Trade; Repair of Motor Vehicles and Motorcycles Establishments by Region and Industry Group: Philippines, 2018*(Values are in thousand PhP, except for number of establishments. Details may not add-up to total due to rounding and/or statistical disclosure control.)*

2009 PSIC Code	Region / Industry Description	Number of Establishments	Gross Additions	Capital Expenditures	Sale of Tangible Fixed Assets
		(1)	(2)	(3)	(4)
	Philippines	137,674	124,481,844	127,756,759	3,274,915
G451	Sale of motor vehicles	1,595	3,544,604	3,793,030	248,426
G452	Maintenance and repair of motor vehicles	2,991	810,223	825,404	15,181
G453	Sale of motor vehicle parts and accessories	4,837	3,671,557	3,679,454	7,897
G454	Sale, maintenance and repair of motorcycles and related parts and accessories	8,501	466,403	467,134	731
G461	Wholesale on a fee or contract basis	518	182,913	230,593	47,680
G462	Wholesale of agricultural raw materials and live animals	2,430	2,457,730	2,460,442	2,712
G463	Wholesale of food, beverages and tobacco	3,508	5,917,223	6,030,300	113,076
G464	Wholesale of household goods	6,370	4,452,026	4,825,076	373,050
G465	Wholesale of machinery, equipment and supplies	2,810	4,621,530	4,653,278	31,748
G466	Other specialized wholesale	4,173	7,289,516	7,458,022	168,506
G469	Non-specialized wholesale trade	93	94,093	94,093	-
G471	Retail sale in non-specialized stores	13,478	10,653,203	10,745,787	92,584
G472	Retail sale of food, beverages and tobacco in specialized stores	11,793	32,940,548	32,941,869	1,321
G473	Retail sale of automotive fuel in specialized stores	7,074	4,441,750	4,514,369	72,618
G474	Retail sale of information and communications equipment in specialized stores	6,782	1,062,280	1,064,294	2,014
G475	Retail sale of other household equipment in specialized stores	17,389	9,937,117	9,939,744	2,627
G476	Retail sale of cultural and recreation goods in specialized stores	3,374	430,879	430,879	-
G477	Retail sale of other goods in specialized stores	39,585	31,459,398	33,553,717	2,094,319
G479	Retail trade not in stores, stalls or markets	373	48,850	49,275	425
	National Capital Region	21,366	35,383,602	38,033,940	2,650,338
G451	Sale of motor vehicles	279	1,280,289	1,499,114	218,824
G452	Maintenance and repair of motor vehicles	387	91,480	105,839	14,359
G453	Sale of motor vehicle parts and accessories	688	1,654,881	1,657,319	2,437

Continued

Table 8 Number of Establishments and Gross Additions to Tangible Fixed Assets for Wholesale and Retail Trade; Repair of Motor Vehicles and Motorcycles Establishments by Region and Industry Group: Philippines, 2018*(Values are in thousand PhP, except for number of establishments. Details may not add-up to total due to rounding and/or statistical disclosure control.)*

Continued					
2009 PSIC Code	Region / Industry Description	Number of Establishments	Gross Additions	Capital Expenditures	Sale of Tangible Fixed Assets
		(1)	(2)	(3)	(4)
G454	Sale, maintenance and repair of motorcycles and related parts and accessories	556	51,687	51,687	-
G461	Wholesale on a fee or contract basis	170	62,430	106,046	43,617
G462	Wholesale of agricultural raw materials and live animals	217	531,160	533,218	2,058
G463	Wholesale of food, beverages and tobacco	563	1,658,658	1,720,234	61,576
G464	Wholesale of household goods	2,144	2,608,874	2,954,801	345,926
G465	Wholesale of machinery, equipment and supplies	1,189	3,009,119	3,036,333	27,214
G466	Other specialized wholesale	1,043	4,453,491	4,577,370	123,879
G469	Non-specialized wholesale trade	28	1,030	1,030	-
G471	Retail sale in non-specialized stores	1,344	2,587,290	2,589,556	2,266
G472	Retail sale of food, beverages and tobacco in specialized stores	941	1,120,578	1,120,578	-
G473	Retail sale of automotive fuel in specialized stores	619	1,099,198	1,168,217	69,018
G474	Retail sale of information and communications equipment in specialized stores	770	344,479	346,493	2,014
G475	Retail sale of other household equipment in specialized stores	2,746	845,693	846,765	1,072
G476	Retail sale of cultural and recreation goods in specialized stores	539	131,861	131,861	-
G477	Retail sale of other goods in specialized stores	7,048	13,849,239	15,584,891	1,735,652
G479	Retail trade not in stores, stalls or markets	96	2,165	2,590	425
	Cordillera Administrative Region	4,683	397,339	488,538	91,199
G451	Sale of motor vehicles	37	1,553	2,426	873
G452	Maintenance and repair of motor vehicles	130	8,394	8,394	-
G453	Sale of motor vehicle parts and accessories	188	-	-	-
G454	Sale, maintenance and repair of motorcycles and related parts and accessories	293	21,530	21,530	-
G461	Wholesale on a fee or contract basis	12	15,063	15,063	-
G462	Wholesale of agricultural raw materials and live animals	74	17,481	17,481	-
G463	Wholesale of food, beverages and tobacco	126	8,228	8,786	557

Table 8 Number of Establishments and Gross Additions to Tangible Fixed Assets for Wholesale and Retail Trade; Repair of Motor Vehicles and Motorcycles Establishments by Region and Industry Group: Philippines, 2018

(Values are in thousand PhP, except for number of establishments. Details may not add-up to total due to rounding and/or statistical disclosure control.)

Continued

2009 PSIC Code	Region / Industry Description	Number of Establishments	Gross Additions	Capital Expenditures	Sale of Tangible Fixed Assets
		(1)	(2)	(3)	(4)
G464	Wholesale of household goods	144	-708	1,683	2,391
G465	Wholesale of machinery, equipment and supplies	41	3,306	3,306	-
G466	Other specialized wholesale	97	108,456	108,456	-
G471	Retail sale in non-specialized stores	376	63,501	150,878	87,377
G472	Retail sale of food, beverages and tobacco in specialized stores	391	-	-	-
G473	Retail sale of automotive fuel in specialized stores	346	97,675	97,675	-
G474	Retail sale of information and communications equipment in specialized stores	312	-	-	-
G475	Retail sale of other household equipment in specialized stores	820	36,166	36,166	-
G476	Retail sale of cultural and recreation goods in specialized stores	110	-	-	-
G477	Retail sale of other goods in specialized stores	1,161	-	-	-
G479	Retail trade not in stores, stalls or markets	24	16,693	16,693	-
	I - Ilocos Region	5,820	1,813,567	1,836,281	22,714
G451	Sale of motor vehicles	72	32,584	41,204	8,620
G452	Maintenance and repair of motor vehicles	159	18,043	18,043	-
G453	Sale of motor vehicle parts and accessories	354	90,485	90,485	-
G454	Sale, maintenance and repair of motorcycles and related parts and accessories	285	3,925	3,925	-
G462	Wholesale of agricultural raw materials and live animals	91	163	163	-
G463	Wholesale of food, beverages and tobacco	157	173,238	185,639	12,401
G464	Wholesale of household goods	273	21,131	21,852	721
G465	Wholesale of machinery, equipment and supplies	108	7,487	7,519	32
G466	Other specialized wholesale	244	17,528	17,528	-
G469	Non-specialized wholesale trade	5	-	-	-
G471	Retail sale in non-specialized stores	793	390,847	391,158	311
G472	Retail sale of food, beverages and tobacco in specialized stores	525	439,725	439,725	-
G473	Retail sale of automotive fuel in specialized stores	294	60,874	60,874	-

Table 8 Number of Establishments and Gross Additions to Tangible Fixed Assets for Wholesale and Retail Trade; Repair of Motor Vehicles and Motorcycles Establishments by Region and Industry Group: Philippines, 2018

(Values are in thousand PhP, except for number of establishments. Details may not add-up to total due to rounding and/or statistical disclosure control.)

2009 PSIC Code	Region / Industry Description	Number of Establishments	Gross Additions	Capital Expenditures	Sale of Tangible Fixed Assets
		(1)	(2)	(3)	(4)
G474	Retail sale of information and communications equipment in specialized stores	350	-	-	-
G475	Retail sale of other household equipment in specialized stores	815	376,103	376,731	628
G476	Retail sale of cultural and recreation goods in specialized stores	110	8,868	8,868	-
G477	Retail sale of other goods in specialized stores	1,173	172,565	172,565	-
G479	Retail trade not in stores, stalls or markets	10	-	-	-
	II - Cagayan Valley	5,470	9,329,713	9,335,070	5,358
G451	Sale of motor vehicles	68	68,985	68,985	-
G452	Maintenance and repair of motor vehicles	152	8,631	8,631	-
G453	Sale of motor vehicle parts and accessories	261	97,313	97,313	-
G454	Sale, maintenance and repair of motorcycles and related parts and accessories	365	584	584	-
G462	Wholesale of agricultural raw materials and live animals	162	1,339,920	1,339,920	-
G463	Wholesale of food, beverages and tobacco	87	568,679	568,679	-
G464	Wholesale of household goods	305	67,579	72,916	5,338
G465	Wholesale of machinery, equipment and supplies	69	6,402	6,423	20
G466	Other specialized wholesale	183	26,396	26,396	-
G471	Retail sale in non-specialized stores	337	516,353	516,353	-
G472	Retail sale of food, beverages and tobacco in specialized stores	669	86,234	86,234	-
G473	Retail sale of automotive fuel in specialized stores	358	17,168	17,168	-
G474	Retail sale of information and communications equipment in specialized stores	390	3,231	3,231	-
G475	Retail sale of other household equipment in specialized stores	705	5,899,422	5,899,422	-
G476	Retail sale of cultural and recreation goods in specialized stores	199	42,781	42,781	-
G477	Retail sale of other goods in specialized stores	1,151	580,035	580,035	-
G479	Retail trade not in stores, stalls or markets	9	-	-	-

Continued

Table 8 Number of Establishments and Gross Additions to Tangible Fixed Assets for Wholesale and Retail Trade; Repair of Motor Vehicles and Motorcycles Establishments by Region and Industry Group: Philippines, 2018

(Values are in thousand PhP, except for number of establishments. Details may not add-up to total due to rounding and/or statistical disclosure control.)

Continued					
2009 PSIC Code	Region / Industry Description	Number of Establishments	Gross Additions	Capital Expenditures	Sale of Tangible Fixed Assets
		(1)	(2)	(3)	(4)
III - Central Luzon		10,554	4,712,144	4,755,014	42,870
G451	Sale of motor vehicles	176	180,686	186,187	5,501
G452	Maintenance and repair of motor vehicles	233	69,033	69,033	-
G453	Sale of motor vehicle parts and accessories	331	715,916	715,916	-
G454	Sale, maintenance and repair of motorcycles and related parts and accessories	502	2,439	2,439	-
G461	Wholesale on a fee or contract basis	15	22,707	22,707	-
G462	Wholesale of agricultural raw materials and live animals	222	13,443	13,443	-
G463	Wholesale of food, beverages and tobacco	273	259,321	261,999	2,677
G464	Wholesale of household goods	466	233,121	233,121	-
G465	Wholesale of machinery, equipment and supplies	161	1,980	6,103	4,123
G466	Other specialized wholesale	362	386,047	390,539	4,492
G469	Non-specialized wholesale trade	5	23,062	23,062	-
G471	Retail sale in non-specialized stores	1,222	1,024,749	1,025,132	383
G472	Retail sale of food, beverages and tobacco in specialized stores	650	4,853	4,853	-
G473	Retail sale of automotive fuel in specialized stores	671	230,367	230,367	-
G474	Retail sale of information and communications equipment in specialized stores	183	336	336	-
G475	Retail sale of other household equipment in specialized stores	1,435	369,855	369,855	-
G476	Retail sale of cultural and recreation goods in specialized stores	259	107,013	107,013	-
G477	Retail sale of other goods in specialized stores	3,376	1,067,219	1,092,912	25,693
G479	Retail trade not in stores, stalls or markets	12	-	-	-
IVA - CALABARZON		12,537	8,278,363	8,609,989	331,625
G451	Sale of motor vehicles	105	376,558	377,960	1,402
G452	Maintenance and repair of motor vehicles	254	206,351	206,351	-
G453	Sale of motor vehicle parts and accessories	463	84,950	84,950	-

Table 8 Number of Establishments and Gross Additions to Tangible Fixed Assets for Wholesale and Retail Trade; Repair of Motor Vehicles and Motorcycles Establishments by Region and Industry Group: Philippines, 2018

(Values are in thousand PhP, except for number of establishments. Details may not add-up to total due to rounding and/or statistical disclosure control.)

2009 PSIC Code	Region / Industry Description	Number of Establishments	Gross Additions	Capital Expenditures	Sale of Tangible Fixed Assets
		(1)	(2)	(3)	(4)
G454	Sale, maintenance and repair of motorcycles and related parts and accessories	665	68,811	68,811	-
G461	Wholesale on a fee or contract basis	48	36,268	36,268	-
G462	Wholesale of agricultural raw materials and live animals	120	23,193	23,193	-
G463	Wholesale of food, beverages and tobacco	292	583,639	593,766	10,127
G464	Wholesale of household goods	349	234,105	236,488	2,383
G465	Wholesale of machinery, equipment and supplies	154	800,860	801,219	359
G466	Other specialized wholesale	356	342,420	342,867	448
G469	Non-specialized wholesale trade	9	-	-	-
G471	Retail sale in non-specialized stores	1,855	980,901	982,622	1,721
G472	Retail sale of food, beverages and tobacco in specialized stores	1,477	1,134	1,134	-
G473	Retail sale of automotive fuel in specialized stores	788	527,693	528,861	1,168
G474	Retail sale of information and communications equipment in specialized stores	341	905	905	-
G475	Retail sale of other household equipment in specialized stores	2,207	310,872	310,872	-
G476	Retail sale of cultural and recreation goods in specialized stores	317	22,700	22,700	-
G477	Retail sale of other goods in specialized stores	2,698	3,677,003	3,991,021	314,019
G479	Retail trade not in stores, stalls or markets	38	-	-	-
	MIMAROPA	4,931	1,546,620	1,552,483	5,863
G451	Sale of motor vehicles	16	24,268	24,268	-
G452	Maintenance and repair of motor vehicles	102	4,038	4,038	-
G453	Sale of motor vehicle parts and accessories	195	-	-	-
G454	Sale, maintenance and repair of motorcycles and related parts and accessories	609	4,288	4,338	51
G461	Wholesale on a fee or contract basis	1	4,219	4,219	-
G462	Wholesale of agricultural raw materials and live animals	121	24,271	24,271	-
G463	Wholesale of food, beverages and tobacco	123	18,740	21,123	2,384

Continued

Table 8 Number of Establishments and Gross Additions to Tangible Fixed Assets for Wholesale and Retail Trade; Repair of Motor Vehicles and Motorcycles Establishments by Region and Industry Group: Philippines, 2018

(Values are in thousand PhP, except for number of establishments. Details may not add-up to total due to rounding and/or statistical disclosure control.)

Continued					
2009 PSIC Code	Region / Industry Description	Number of Establishments	Gross Additions	Capital Expenditures	Sale of Tangible Fixed Assets
		(1)	(2)	(3)	(4)
G464	Wholesale of household goods	202	3,360	3,360	-
G465	Wholesale of machinery, equipment and supplies	77	2,410	2,410	-
G466	Other specialized wholesale	111	132,604	134,713	2,109
G471	Retail sale in non-specialized stores	422	172,194	172,194	-
G472	Retail sale of food, beverages and tobacco in specialized stores	296	10,055	11,376	1,321
G473	Retail sale of automotive fuel in specialized stores	307	1,483	1,483	-
G474	Retail sale of information and communications equipment in specialized stores	289	1,760	1,760	-
G475	Retail sale of other household equipment in specialized stores	631	75,716	75,716	-
G476	Retail sale of cultural and recreation goods in specialized stores	105	286	286	-
G477	Retail sale of other goods in specialized stores	1,313	1,066,929	1,066,929	-
G479	Retail trade not in stores, stalls or markets	13	-	-	-
	V - Bicol Region	5,944	769,878	778,923	9,045
G451	Sale of motor vehicles	38	35,012	35,384	372
G452	Maintenance and repair of motor vehicles	185	30,885	30,885	-
G453	Sale of motor vehicle parts and accessories	195	209	209	-
G454	Sale, maintenance and repair of motorcycles and related parts and accessories	331	45,768	45,768	-
G461	Wholesale on a fee or contract basis	27	3,816	3,816	-
G462	Wholesale of agricultural raw materials and live animals	111	128,674	128,674	-
G463	Wholesale of food, beverages and tobacco	227	68,185	72,543	4,358
G464	Wholesale of household goods	282	29,030	31,419	2,389
G465	Wholesale of machinery, equipment and supplies	139	21,935	21,935	-
G466	Other specialized wholesale	137	61,125	63,050	1,925
G471	Retail sale in non-specialized stores	481	114,646	114,646	-
G472	Retail sale of food, beverages and tobacco in specialized stores	602	-	-	-
G473	Retail sale of automotive fuel in specialized stores	333	57,343	57,343	-

Table 8 Number of Establishments and Gross Additions to Tangible Fixed Assets for Wholesale and Retail Trade; Repair of Motor Vehicles and Motorcycles Establishments by Region and Industry Group: Philippines, 2018*(Values are in thousand PhP, except for number of establishments. Details may not add-up to total due to rounding and/or statistical disclosure control.)*

Continued					
2009 PSIC Code	Region / Industry Description	Number of Establishments	Gross Additions	Capital Expenditures	Sale of Tangible Fixed Assets
		(1)	(2)	(3)	(4)
G474	Retail sale of information and communications equipment in specialized stores	173	-	-	-
G475	Retail sale of other household equipment in specialized stores	810	83,476	83,476	-
G476	Retail sale of cultural and recreation goods in specialized stores	136	-	-	-
G477	Retail sale of other goods in specialized stores	1,719	89,773	89,773	-
G479	Retail trade not in stores, stalls or markets	17	-	-	-
	VI - Western Visayas	9,405	6,721,990	6,734,480	12,490
G451	Sale of motor vehicles	121	105,955	112,812	6,857
G452	Maintenance and repair of motor vehicles	193	34,639	35,462	823
G453	Sale of motor vehicle parts and accessories	216	8,207	8,207	-
G454	Sale, maintenance and repair of motorcycles and related parts and accessories	910	1,077	1,077	-
G461	Wholesale on a fee or contract basis	21	716	716	-
G462	Wholesale of agricultural raw materials and live animals	148	7,246	7,246	-
G463	Wholesale of food, beverages and tobacco	227	603,102	603,102	-
G464	Wholesale of household goods	350	673,024	674,750	1,726
G465	Wholesale of machinery, equipment and supplies	79	17,544	17,544	-
G466	Other specialized wholesale	207	636,773	639,247	2,474
G471	Retail sale in non-specialized stores	933	507,162	507,273	111
G472	Retail sale of food, beverages and tobacco in specialized stores	671	3,850,676	3,850,676	-
G473	Retail sale of automotive fuel in specialized stores	426	63,545	63,829	284
G474	Retail sale of information and communications equipment in specialized stores	517	24,626	24,626	-
G475	Retail sale of other household equipment in specialized stores	1,109	100,440	100,480	40
G476	Retail sale of cultural and recreation goods in specialized stores	274	8,648	8,648	-

Table 8 Number of Establishments and Gross Additions to Tangible Fixed Assets for Wholesale and Retail Trade; Repair of Motor Vehicles and Motorcycles Establishments by Region and Industry Group: Philippines, 2018*(Values are in thousand PhP, except for number of establishments. Details may not add-up to total due to rounding and/or statistical disclosure control.)*

2009 PSIC Code	Region / Industry Description	Number of Establishments	Gross Additions	Capital Expenditures	Sale of Tangible Fixed Assets
		(1)	(2)	(3)	(4)
G477	Retail sale of other goods in specialized stores	2,965	78,610	78,785	175
G479	Retail trade not in stores, stalls or markets	38	-	-	-
VII - Central Visayas		11,642	8,064,899	8,099,721	34,822
G451	Sale of motor vehicles	206	447,546	451,637	4,092
G452	Maintenance and repair of motor vehicles	272	3,038	3,038	-
G453	Sale of motor vehicle parts and accessories	408	143,136	143,136	-
G454	Sale, maintenance and repair of motorcycles and related parts and accessories	486	70,774	70,774	-
G461	Wholesale on a fee or contract basis	38	1,916	1,916	-
G462	Wholesale of agricultural raw materials and live animals	118	112,907	112,907	-
G463	Wholesale of food, beverages and tobacco	233	129,819	130,541	722
G464	Wholesale of household goods	494	198,215	200,226	2,011
G465	Wholesale of machinery, equipment and supplies	216	227,951	227,951	-
G466	Other specialized wholesale	362	232,971	244,871	11,900
G469	Non-specialized wholesale trade	8	174	174	-
G471	Retail sale in non-specialized stores	1,032	1,190,414	1,190,511	97
G472	Retail sale of food, beverages and tobacco in specialized stores	1,386	537,429	537,429	-
G473	Retail sale of automotive fuel in specialized stores	419	380,000	380,000	-
G474	Retail sale of information and communications equipment in specialized stores	461	629,459	629,459	-
G475	Retail sale of other household equipment in specialized stores	1,676	586,974	587,014	40
G476	Retail sale of cultural and recreation goods in specialized stores	217	8,294	8,294	-
G477	Retail sale of other goods in specialized stores	3,571	3,163,721	3,179,682	15,961
G479	Retail trade not in stores, stalls or markets	41	158	158	-

Table 8 Number of Establishments and Gross Additions to Tangible Fixed Assets for Wholesale and Retail Trade; Repair of Motor Vehicles and Motorcycles Establishments by Region and Industry Group: Philippines, 2018*(Values are in thousand PhP, except for number of establishments. Details may not add-up to total due to rounding and/or statistical disclosure control.)**Continued*

Continued					
2009 PSIC Code	Region / Industry Description	Number of Establishments	Gross Additions	Capital Expenditures	Sale of Tangible Fixed Assets
		(1)	(2)	(3)	(4)
VIII - Eastern Visayas		6,429	951,177	955,220	4,043
G451	Sale of motor vehicles	70	62,720	62,720	-
G452	Maintenance and repair of motor vehicles	147	4,948	4,948	-
G453	Sale of motor vehicle parts and accessories	221	142	142	-
G454	Sale, maintenance and repair of motorcycles and related parts and accessories	352	22,102	22,102	-
G461	Wholesale on a fee or contract basis	9	-	-	-
G462	Wholesale of agricultural raw materials and live animals	123	3,238	3,238	-
G463	Wholesale of food, beverages and tobacco	182	47,523	47,523	-
G464	Wholesale of household goods	213	10,574	11,420	846
G465	Wholesale of machinery, equipment and supplies	82	2,497	2,497	-
G466	Other specialized wholesale	171	46,504	49,686	3,182
G471	Retail sale in non-specialized stores	448	81,428	81,428	-
G472	Retail sale of food, beverages and tobacco in specialized stores	827	908	908	-
G473	Retail sale of automotive fuel in specialized stores	402	588,027	588,027	-
G474	Retail sale of information and communications equipment in specialized stores	394	-	-	-
G475	Retail sale of other household equipment in specialized stores	896	25,154	25,154	-
G476	Retail sale of cultural and recreation goods in specialized stores	249	6,928	6,928	-
G477	Retail sale of other goods in specialized stores	1,643	48,485	48,499	15
IX - Zamboanga Peninsula		7,248	12,074,154	12,075,245	1,091
G451	Sale of motor vehicles	84	1,501	1,501	-
G452	Maintenance and repair of motor vehicles	76	23,977	23,977	-
G453	Sale of motor vehicle parts and accessories	138	-	-	-
G454	Sale, maintenance and repair of motorcycles and related parts and accessories	646	31,535	32,141	606
G461	Wholesale on a fee or contract basis	32	-	-	-

Table 8 Number of Establishments and Gross Additions to Tangible Fixed Assets for Wholesale and Retail Trade; Repair of Motor Vehicles and Motorcycles Establishments by Region and Industry Group: Philippines, 2018*(Values are in thousand PhP, except for number of establishments. Details may not add-up to total due to rounding and/or statistical disclosure control.)*

2009 PSIC Code	Region / Industry Description	Number of Establishments	Gross Additions	Capital Expenditures	Sale of Tangible Fixed Assets
		(1)	(2)	(3)	(4)
G462	Wholesale of agricultural raw materials and live animals	228	1,062	1,062	-
G463	Wholesale of food, beverages and tobacco	243	338,861	338,861	-
G464	Wholesale of household goods	158	12,413	12,413	-
G465	Wholesale of machinery, equipment and supplies	98	2,008	2,008	-
G466	Other specialized wholesale	195	15,092	15,092	-
G471	Retail sale in non-specialized stores	913	46,876	46,876	-
G472	Retail sale of food, beverages and tobacco in specialized stores	662	11,530,102	11,530,102	-
G473	Retail sale of automotive fuel in specialized stores	359	10,337	10,337	-
G474	Retail sale of information and communications equipment in specialized stores	267	-	-	-
G475	Retail sale of other household equipment in specialized stores	765	45,145	45,280	135
G476	Retail sale of cultural and recreation goods in specialized stores	113	-	-	-
G477	Retail sale of other goods in specialized stores	2,263	15,244	15,594	350
G479	Retail trade not in stores, stalls or markets	9	-	-	-
X - Northern Mindanao		8,063	9,489,699	9,519,908	30,209
G451	Sale of motor vehicles	101	772,361	774,246	1,885
G452	Maintenance and repair of motor vehicles	176	152,457	152,457	-
G453	Sale of motor vehicle parts and accessories	274	207,236	212,695	5,460
G454	Sale, maintenance and repair of motorcycles and related parts and accessories	732	82,843	82,918	74
G461	Wholesale on a fee or contract basis	15	10,669	10,669	-
G462	Wholesale of agricultural raw materials and live animals	123	19,821	19,821	-
G463	Wholesale of food, beverages and tobacco	208	322,904	327,922	5,018
G464	Wholesale of household goods	253	204,529	204,529	-
G465	Wholesale of machinery, equipment and supplies	107	7,504	7,504	-
G466	Other specialized wholesale	162	272,060	286,088	14,027
G469	Non-specialized wholesale trade	30	69,828	69,828	-

Table 8 Number of Establishments and Gross Additions to Tangible Fixed Assets for Wholesale and Retail Trade; Repair of Motor Vehicles and Motorcycles Establishments by Region and Industry Group: Philippines, 2018

(Values are in thousand PhP, except for number of establishments. Details may not add-up to total due to rounding and/or statistical disclosure control.)

2009 PSIC Code	Region / Industry Description	Number of Establishments	Gross Additions	Capital Expenditures	Sale of Tangible Fixed Assets
		(1)	(2)	(3)	(4)
G471	Retail sale in non-specialized stores	935	1,047,930	1,048,063	133
G472	Retail sale of food, beverages and tobacco in specialized stores	775	3,690,384	3,690,384	-
G473	Retail sale of automotive fuel in specialized stores	497	878,619	880,109	1,490
G474	Retail sale of information and communications equipment in specialized stores	569	29,677	29,677	-
G475	Retail sale of other household equipment in specialized stores	622	477,632	477,632	-
G476	Retail sale of cultural and recreation goods in specialized stores	147	40,812	40,812	-
G477	Retail sale of other goods in specialized stores	2,328	1,202,432	1,204,553	2,121
G479	Retail trade not in stores, stalls or markets	9	-	-	-
XI - Davao Region		8,425	2,654,516	2,682,780	28,264
G451	Sale of motor vehicles	118	44,210	44,210	-
G452	Maintenance and repair of motor vehicles	225	371	371	-
G453	Sale of motor vehicle parts and accessories	357	11,495	11,495	-
G454	Sale, maintenance and repair of motorcycles and related parts and accessories	579	436	436	-
G461	Wholesale on a fee or contract basis	74	24,218	28,282	4,064
G462	Wholesale of agricultural raw materials and live animals	157	11,979	12,633	654
G463	Wholesale of food, beverages and tobacco	238	589,497	598,147	8,650
G464	Wholesale of household goods	332	107,323	116,641	9,318
G465	Wholesale of machinery, equipment and supplies	82	380,436	380,436	-
G466	Other specialized wholesale	266	310,970	315,041	4,071
G469	Non-specialized wholesale trade	9	-	-	-
G471	Retail sale in non-specialized stores	628	726,073	726,256	183
G472	Retail sale of food, beverages and tobacco in specialized stores	561	-	-	-
G473	Retail sale of automotive fuel in specialized stores	464	127,194	127,851	657
G474	Retail sale of information and communications equipment in specialized stores	558	1,257	1,257	-

Continued

Table 8 Number of Establishments and Gross Additions to Tangible Fixed Assets for Wholesale and Retail Trade; Repair of Motor Vehicles and Motorcycles Establishments by Region and Industry Group: Philippines, 2018

(Values are in thousand PhP, except for number of establishments. Details may not add-up to total due to rounding and/or statistical disclosure control.)

Continued					
2009 PSIC Code	Region / Industry Description	Number of Establishments	Gross Additions	Capital Expenditures	Sale of Tangible Fixed Assets
		(1)	(2)	(3)	(4)
G475	Retail sale of other household equipment in specialized stores	584	92,606	93,229	624
G476	Retail sale of cultural and recreation goods in specialized stores	181	1,345	1,345	-
G477	Retail sale of other goods in specialized stores	2,994	225,105	225,149	44
G479	Retail trade not in stores, stalls or markets	21	-	-	-
XII - SOCCSKSARGEN		7,783	20,020,210	20,020,348	137
G451	Sale of motor vehicles	68	70,580	70,580	-
G452	Maintenance and repair of motor vehicles	221	13,762	13,762	-
G453	Sale of motor vehicle parts and accessories	305	573,656	573,656	-
G454	Sale, maintenance and repair of motorcycles and related parts and accessories	460	10,929	10,929	-
G461	Wholesale on a fee or contract basis	53	890	890	-
G462	Wholesale of agricultural raw materials and live animals	192	135,129	135,129	-
G463	Wholesale of food, beverages and tobacco	179	175,301	175,350	49
G464	Wholesale of household goods	251	15,419	15,419	-
G465	Wholesale of machinery, equipment and supplies	113	75,496	75,496	-
G466	Other specialized wholesale	130	148,276	148,276	-
G471	Retail sale in non-specialized stores	652	779,364	779,364	-
G472	Retail sale of food, beverages and tobacco in specialized stores	778	11,548,359	11,548,359	-
G473	Retail sale of automotive fuel in specialized stores	447	16,671	16,671	-
G474	Retail sale of information and communications equipment in specialized stores	834	16,567	16,567	-
G475	Retail sale of other household equipment in specialized stores	1,031	361,029	361,117	88
G476	Retail sale of cultural and recreation goods in specialized stores	248	45,869	45,869	-
G477	Retail sale of other goods in specialized stores	1,804	6,030,627	6,030,627	-
G479	Retail trade not in stores, stalls or markets	15	2,288	2,288	-

Table 8 Number of Establishments and Gross Additions to Tangible Fixed Assets for Wholesale and Retail Trade; Repair of Motor Vehicles and Motorcycles Establishments by Region and Industry Group: Philippines, 2018

(Values are in thousand PhP, except for number of establishments. Details may not add-up to total due to rounding and/or statistical disclosure control.)

Continued

2009 PSIC Code	Region / Industry Description	Number of Establishments	Gross Additions	Capital Expenditures	Sale of Tangible Fixed Assets
		(1)	(2)	(3)	(4)
	XIII - Caraga	5,390	1,555,615	1,560,463	4,847
G451	Sale of motor vehicles	27	34,360	34,360	-
G452	Maintenance and repair of motor vehicles	80	140,174	140,174	-
G453	Sale of motor vehicle parts and accessories	138	60,163	60,163	-
G454	Sale, maintenance and repair of motorcycles and related parts and accessories	586	27,120	27,120	-
G461	Wholesale on a fee or contract basis	2	-	-	-
G462	Wholesale of agricultural raw materials and live animals	158	47,173	47,173	-
G463	Wholesale of food, beverages and tobacco	100	308,741	313,297	4,556
G464	Wholesale of household goods	133	34,038	34,038	-
G465	Wholesale of machinery, equipment and supplies	75	29,518	29,518	-
G466	Other specialized wholesale	107	76,809	76,809	-
G471	Retail sale in non-specialized stores	847	387,558	387,558	-
G472	Retail sale of food, beverages and tobacco in specialized stores	448	117,978	117,978	-
G473	Retail sale of automotive fuel in specialized stores	253	52,332	52,332	-
G474	Retail sale of information and communications equipment in specialized stores	304	872	872	-
G475	Retail sale of other household equipment in specialized stores	475	129,464	129,464	-
G476	Retail sale of cultural and recreation goods in specialized stores	140	-	-	-
G477	Retail sale of other goods in specialized stores	1,508	98,745	99,036	291
G479	Retail trade not in stores, stalls or markets	8	10,570	10,570	-
	Autonomous Region in Muslim Mindanao	1,984	718,357	718,357	-
G451	Sale of motor vehicles	11	5,435	5,435	-
G453	Sale of motor vehicle parts and accessories	106	23,768	23,768	-
G454	Sale, maintenance and repair of motorcycles and related parts and accessories	144	20,556	20,556	-

Table 8 Number of Establishments and Gross Additions to Tangible Fixed Assets for Wholesale and Retail Trade; Repair of Motor Vehicles and Motorcycles Establishments by Region and Industry Group: Philippines, 2018

(Values are in thousand PhP, except for number of establishments. Details may not add-up to total due to rounding and/or statistical disclosure control.)

2009 PSIC Code	Region / Industry Description	Number of Establishments	Gross Additions	Capital Expenditures	Sale of Tangible Fixed Assets
		(1)	(2)	(3)	(4)
G462	Wholesale of agricultural raw materials and live animals	64	40,868	40,868	-
G463	Wholesale of food, beverages and tobacco	51	62,788	62,788	-
G464	Wholesale of household goods	22	-	-	-
G465	Wholesale of machinery, equipment and supplies	19	25,076	25,076	-
G466	Other specialized wholesale	39	21,993	21,993	-
G471	Retail sale in non-specialized stores	260	35,918	35,918	-
G472	Retail sale of food, beverages and tobacco in specialized stores	134	2,132	2,132	-
G473	Retail sale of automotive fuel in specialized stores	91	233,223	233,223	-
G474	Retail sale of information and communications equipment in specialized stores	71	9,112	9,112	-
G475	Retail sale of other household equipment in specialized stores	60	121,369	121,369	-
G476	Retail sale of cultural and recreation goods in specialized stores	30	5,474	5,474	-
G477	Retail sale of other goods in specialized stores	871	93,667	93,667	-
G479	Retail trade not in stores, stalls or markets	11	16,976	16,976	-

Note: "-" – Zero Value

S – Suppressed Data

Source: Philippine Statistics Authority, 2018 Census of Philippine Business and Industry

Table 8.1 Number of Establishments and Sale of Tangible Fixed Assets by Type for Wholesale and Retail Trade; Repair of Motor Vehicles and Motorcycles Establishments by Region and Industry Group: Philippines, 2018

(Values are in thousand PhP, except for number of establishments. Details may not add-up to total due to rounding and/or statistical disclosure control.)

2009 PSIC Code	Region / Industry Description	Number of Establishments	Sale of Tangible Fixed Assets			
			Total	Land	Buildings, Other Structures and Land Improvements	Transport Equipment
		(1)	(2)	(3)	(4)	(5)
	Philippines	137,674	3,274,915	26,273	726,968	2,272,786
G451	Sale of motor vehicles	1,595	248,426	152	83,123	163,325
G452	Maintenance and repair of motor vehicles	2,991	15,181	-	823	13,975
G453	Sale of motor vehicle parts and accessories	4,837	7,897	-	883	6,016
G454	Sale, maintenance and repair of motorcycles and related parts and accessories	8,501	731	-	-	676
G461	Wholesale on a fee or contract basis	518	47,680	10,847	7,231	12,201
G462	Wholesale of agricultural raw materials and live animals	2,430	2,712	-	-	2,586
G463	Wholesale of food, beverages and tobacco	3,508	113,076	-	43,053	13,713
G464	Wholesale of household goods	6,370	373,050	6,342	53,292	271,775
G465	Wholesale of machinery, equipment and supplies	2,810	31,748	52	50	11,932
G466	Other specialized wholesale	4,173	168,506	1,338	53,630	39,993
G469	Non-specialized wholesale trade	93	-	-	-	-
G471	Retail sale in non-specialized stores	13,478	92,584	-	88,312	2,116
G472	Retail sale of food, beverages and tobacco in specialized stores	11,793	1,321	-	1,321	-
G473	Retail sale of automotive fuel in specialized stores	7,074	72,618	-	48,028	2,492
G474	Retail sale of information and communications equipment in specialized stores	6,782	2,014	-	-	1,660
G475	Retail sale of other household equipment in specialized stores	17,389	2,627	-	-	1,929
G476	Retail sale of cultural and recreation goods in specialized stores	3,374	-	-	-	-
G477	Retail sale of other goods in specialized stores	39,585	2,094,319	7,543	347,222	1,727,972
G479	Retail trade not in stores, stalls or markets	373	425	-	-	425

Continued

Table 8.1 Number of Establishments and Sale of Tangible Fixed Assets by Type for Wholesale and Retail Trade; Repair of Motor Vehicles and Motorcycles Establishments by Region and Industry Group: Philippines, 2018

(Values are in thousand PhP, except for number of establishments. Details may not add-up to total due to rounding and/or statistical disclosure control.)

Continued

2009 PSIC Code	Region / Industry Description	Number of Establishments	Sale of Tangible Fixed Assets			
			Total	Land	Buildings, Other Structures and Land Improvements	Transport Equipment
		(1)	(2)	(3)	(4)	(5)
	National Capital Region	21,366	2,650,338	26,063	225,882	2,195,075
G451	Sale of motor vehicles	279	218,824	152	76,697	141,975
G452	Maintenance and repair of motor vehicles	387	14,359	-	-	13,975
G453	Sale of motor vehicle parts and accessories	688	2,437	-	-	1,440
G454	Sale, maintenance and repair of motorcycles and related parts and accessories	556	-	-	-	-
G461	Wholesale on a fee or contract basis	170	43,617	10,847	7,231	8,137
G462	Wholesale of agricultural raw materials and live animals	217	2,058	-	-	2,058
G463	Wholesale of food, beverages and tobacco	563	61,576	-	-	6,195
G464	Wholesale of household goods	2,144	345,926	6,337	49,778	253,102
G465	Wholesale of machinery, equipment and supplies	1,189	27,214	-	50	11,573
G466	Other specialized wholesale	1,043	123,879	1,338	37,719	31,504
G469	Non-specialized wholesale trade	28	-	-	-	-
G471	Retail sale in non-specialized stores	1,344	2,266	-	675	1,051
G472	Retail sale of food, beverages and tobacco in specialized stores	941	-	-	-	-
G473	Retail sale of automotive fuel in specialized stores	619	69,018	-	47,861	1,758
G474	Retail sale of information and communications equipment in specialized stores	770	2,014	-	-	1,660
G475	Retail sale of other household equipment in specialized stores	2,746	1,072	-	-	1,072
G476	Retail sale of cultural and recreation goods in specialized stores	539	-	-	-	-
G477	Retail sale of other goods in specialized stores	7,048	1,735,652	7,390	5,870	1,719,149
G479	Retail trade not in stores, stalls or markets	96	425	-	-	425

Table 8.1 Number of Establishments and Sale of Tangible Fixed Assets by Type for Wholesale and Retail Trade; Repair of Motor Vehicles and Motorcycles Establishments by Region and Industry Group: Philippines, 2018

(Values are in thousand PhP, except for number of establishments. Details may not add-up to total due to rounding and/or statistical disclosure control.)

Continued						
2009 PSIC Code	Region / Industry Description	Number of Establishments	Sale of Tangible Fixed Assets			
			Total	Land	Buildings, Other Structures and Land Improvements	Transport Equipment
		(1)	(2)	(3)	(4)	(5)
	Cordillera Administrative Region	4,683	91,199	-	88,914	1,209
G451	Sale of motor vehicles	37	873	-	873	-
G452	Maintenance and repair of motor vehicles	130	-	-	-	-
G453	Sale of motor vehicle parts and accessories	188	-	-	-	-
G454	Sale, maintenance and repair of motorcycles and related parts and accessories	293	-	-	-	-
G461	Wholesale on a fee or contract basis	12	-	-	-	-
G462	Wholesale of agricultural raw materials and live animals	74	-	-	-	-
G463	Wholesale of food, beverages and tobacco	126	557	-	-	436
G464	Wholesale of household goods	144	2,391	-	673	773
G465	Wholesale of machinery, equipment and supplies	41	-	-	-	-
G466	Other specialized wholesale	97	-	-	-	-
G471	Retail sale in non-specialized stores	376	87,377	-	87,367	-
G472	Retail sale of food, beverages and tobacco in specialized stores	391	-	-	-	-
G473	Retail sale of automotive fuel in specialized stores	346	-	-	-	-
G474	Retail sale of information and communications equipment in specialized stores	312	-	-	-	-
G475	Retail sale of other household equipment in specialized stores	820	-	-	-	-
G476	Retail sale of cultural and recreation goods in specialized stores	110	-	-	-	-
G477	Retail sale of other goods in specialized stores	1,161	-	-	-	-
G479	Retail trade not in stores, stalls or markets	24	-	-	-	-
	I - Ilocos Region	5,820	22,714	32	16,914	4,006
G451	Sale of motor vehicles	72	8,620	-	5,551	2,800
G452	Maintenance and repair of motor vehicles	159	-	-	-	-

Table 8.1 Number of Establishments and Sale of Tangible Fixed Assets by Type for Wholesale and Retail Trade; Repair of Motor Vehicles and Motorcycles Establishments by Region and Industry Group: Philippines, 2018

(Values are in thousand PhP, except for number of establishments. Details may not add-up to total due to rounding and/or statistical disclosure control.)

Continued						
2009 PSIC Code	Region / Industry Description	Number of Establishments	Sale of Tangible Fixed Assets			
			Total	Land	Buildings, Other Structures and Land Improvements	Transport Equipment
		(1)	(2)	(3)	(4)	(5)
G453	Sale of motor vehicle parts and accessories	354	-	-	-	-
G454	Sale, maintenance and repair of motorcycles and related parts and accessories	285	-	-	-	-
G462	Wholesale of agricultural raw materials and live animals	91	-	-	-	-
G463	Wholesale of food, beverages and tobacco	157	12,401	-	11,159	972
G464	Wholesale of household goods	273	721	-	203	233
G465	Wholesale of machinery, equipment and supplies	108	32	32	-	-
G466	Other specialized wholesale	244	-	-	-	-
G469	Non-specialized wholesale trade	5	-	-	-	-
G471	Retail sale in non-specialized stores	793	311	-	-	-
G472	Retail sale of food, beverages and tobacco in specialized stores	525	-	-	-	-
G473	Retail sale of automotive fuel in specialized stores	294	-	-	-	-
G474	Retail sale of information and communications equipment in specialized stores	350	-	-	-	-
G475	Retail sale of other household equipment in specialized stores	815	628	-	-	-
G476	Retail sale of cultural and recreation goods in specialized stores	110	-	-	-	-
G477	Retail sale of other goods in specialized stores	1,173	-	-	-	-
G479	Retail trade not in stores, stalls or markets	10	-	-	-	-
II - Cagayan Valley		5,470	5,358	20	1,503	1,725
G451	Sale of motor vehicles	68	-	-	-	-
G452	Maintenance and repair of motor vehicles	152	-	-	-	-
G453	Sale of motor vehicle parts and accessories	261	-	-	-	-
G454	Sale, maintenance and repair of motorcycles and related parts and accessories	365	-	-	-	-

Table 8.1 Number of Establishments and Sale of Tangible Fixed Assets by Type for Wholesale and Retail Trade; Repair of Motor Vehicles and Motorcycles Establishments by Region and Industry Group: Philippines, 2018

(Values are in thousand PhP, except for number of establishments. Details may not add-up to total due to rounding and/or statistical disclosure control.)

Continued

2009 PSIC Code	Region / Industry Description	Number of Establishments	Sale of Tangible Fixed Assets			
			Total	Land	Buildings, Other Structures and Land Improvements	Transport Equipment
		(1)	(2)	(3)	(4)	(5)
G462	Wholesale of agricultural raw materials and live animals	162	-	-	-	-
G463	Wholesale of food, beverages and tobacco	87	-	-	-	-
G464	Wholesale of household goods	305	5,338	-	1,503	1,725
G465	Wholesale of machinery, equipment and supplies	69	20	20	-	-
G466	Other specialized wholesale	183	-	-	-	-
G471	Retail sale in non-specialized stores	337	-	-	-	-
G472	Retail sale of food, beverages and tobacco in specialized stores	669	-	-	-	-
G473	Retail sale of automotive fuel in specialized stores	358	-	-	-	-
G474	Retail sale of information and communications equipment in specialized stores	390	-	-	-	-
G475	Retail sale of other household equipment in specialized stores	705	-	-	-	-
G476	Retail sale of cultural and recreation goods in specialized stores	199	-	-	-	-
G477	Retail sale of other goods in specialized stores	1,151	-	-	-	-
G479	Retail trade not in stores, stalls or markets	9	-	-	-	-
	III - Central Luzon	10,554	42,870	-	28,704	8,166
G451	Sale of motor vehicles	176	5,501	-	1	4,618
G452	Maintenance and repair of motor vehicles	233	-	-	-	-
G453	Sale of motor vehicle parts and accessories	331	-	-	-	-
G454	Sale, maintenance and repair of motorcycles and related parts and accessories	502	-	-	-	-
G461	Wholesale on a fee or contract basis	15	-	-	-	-
G462	Wholesale of agricultural raw materials and live animals	222	-	-	-	-

Continued

Table 8.1 Number of Establishments and Sale of Tangible Fixed Assets by Type for Wholesale and Retail Trade; Repair of Motor Vehicles and Motorcycles Establishments by Region and Industry Group: Philippines, 2018

(Values are in thousand PhP, except for number of establishments. Details may not add-up to total due to rounding and/or statistical disclosure control.)

Continued						
2009 PSIC Code	Region / Industry Description	Number of Establishments	Sale of Tangible Fixed Assets			
			Total	Land	Buildings, Other Structures and Land Improvements	Transport Equipment
		(1)	(2)	(3)	(4)	(5)
G463	Wholesale of food, beverages and tobacco	273	2,677	-	1	2,474
G464	Wholesale of household goods	466	0	-	-	-
G465	Wholesale of machinery, equipment and supplies	161	4,123	-	-	-
G466	Other specialized wholesale	362	4,492	-	4,273	110
G469	Non-specialized wholesale trade	5	-	-	-	-
G471	Retail sale in non-specialized stores	1,222	383	-	-	331
G472	Retail sale of food, beverages and tobacco in specialized stores	650	-	-	-	-
G473	Retail sale of automotive fuel in specialized stores	671	-	-	-	-
G474	Retail sale of information and communications equipment in specialized stores	183	-	-	-	-
G475	Retail sale of other household equipment in specialized stores	1,435	-	-	-	-
G476	Retail sale of cultural and recreation goods in specialized stores	259	-	-	-	-
G477	Retail sale of other goods in specialized stores	3,376	25,693	-	24,429	632
G479	Retail trade not in stores, stalls or markets	12	-	-	-	-
	IVA - CALABARZON	12,537	331,625	-	307,837	13,749
G451	Sale of motor vehicles	105	1,402	-	-	1,402
G452	Maintenance and repair of motor vehicles	254	-	-	-	-
G453	Sale of motor vehicle parts and accessories	463	-	-	-	-
G454	Sale, maintenance and repair of motorcycles and related parts and accessories	665	-	-	-	-
G461	Wholesale on a fee or contract basis	48	-	-	-	-
G462	Wholesale of agricultural raw materials and live animals	120	-	-	-	-
G463	Wholesale of food, beverages and tobacco	292	10,127	-	6,999	2,864

Table 8.1 Number of Establishments and Sale of Tangible Fixed Assets by Type for Wholesale and Retail Trade; Repair of Motor Vehicles and Motorcycles Establishments by Region and Industry Group: Philippines, 2018

(Values are in thousand PhP, except for number of establishments. Details may not add-up to total due to rounding and/or statistical disclosure control.)

Continued						
2009 PSIC Code	Region / Industry Description	Number of Establishments	Sale of Tangible Fixed Assets			
			Total	Land	Buildings, Other Structures and Land Improvements	Transport Equipment
		(1)	(2)	(3)	(4)	(5)
G464	Wholesale of household goods	349	2,383	-	-	2,383
G465	Wholesale of machinery, equipment and supplies	154	359	-	-	359
G466	Other specialized wholesale	356	448	-	42	19
G469	Non-specialized wholesale trade	9	-	-	-	-
G471	Retail sale in non-specialized stores	1,855	1,721	-	269	262
G472	Retail sale of food, beverages and tobacco in specialized stores	1,477	-	-	-	-
G473	Retail sale of automotive fuel in specialized stores	788	1,168	-	-	-
G474	Retail sale of information and communications equipment in specialized stores	341	-	-	-	-
G475	Retail sale of other household equipment in specialized stores	2,207	-	-	-	-
G476	Retail sale of cultural and recreation goods in specialized stores	317	-	-	-	-
G477	Retail sale of other goods in specialized stores	2,698	314,019	-	300,526	6,461
G479	Retail trade not in stores, stalls or markets	38	-	-	-	-
	MIMAROPA	4,931	5,863	-	4,593	68
G451	Sale of motor vehicles	16	-	-	-	-
G452	Maintenance and repair of motor vehicles	102	-	-	-	-
G453	Sale of motor vehicle parts and accessories	195	-	-	-	-
G454	Sale, maintenance and repair of motorcycles and related parts and accessories	609	51	-	-	47
G461	Wholesale on a fee or contract basis	S	S	S	S	S
G462	Wholesale of agricultural raw materials and live animals	121	-	-	-	-
G463	Wholesale of food, beverages and tobacco	123	2,384	-	2,311	-
G464	Wholesale of household goods	202	-	-	-	-
G465	Wholesale of machinery, equipment and supplies	77	-	-	-	-

Table 8.1 Number of Establishments and Sale of Tangible Fixed Assets by Type for Wholesale and Retail Trade; Repair of Motor Vehicles and Motorcycles Establishments by Region and Industry Group: Philippines, 2018

(Values are in thousand PhP, except for number of establishments. Details may not add-up to total due to rounding and/or statistical disclosure control.)

Continued

2009 PSIC Code	Region / Industry Description	Number of Establishments	Sale of Tangible Fixed Assets			
			Total	Land	Buildings, Other Structures and Land Improvements	Transport Equipment
		(1)	(2)	(3)	(4)	(5)
G466	Other specialized wholesale	111	2,109	-	962	21
G471	Retail sale in non-specialized stores	422	-	-	-	-
G472	Retail sale of food, beverages and tobacco in specialized stores	296	1,321	-	1,321	-
G473	Retail sale of automotive fuel in specialized stores	307	-	-	-	-
G474	Retail sale of information and communications equipment in specialized stores	289	-	-	-	-
G475	Retail sale of other household equipment in specialized stores	631	-	-	-	-
G476	Retail sale of cultural and recreation goods in specialized stores	105	-	-	-	-
G477	Retail sale of other goods in specialized stores	1,313	-	-	-	-
G479	Retail trade not in stores, stalls or markets	S	S	S	S	S
V - Bicol Region		5,944	9,045	-	5,909	1,164
G451	Sale of motor vehicles	38	372	-	-	372
G452	Maintenance and repair of motor vehicles	185	-	-	-	-
G453	Sale of motor vehicle parts and accessories	195	-	-	-	-
G454	Sale, maintenance and repair of motorcycles and related parts and accessories	331	-	-	-	-
G461	Wholesale on a fee or contract basis	27	-	-	-	-
G462	Wholesale of agricultural raw materials and live animals	111	-	-	-	-
G463	Wholesale of food, beverages and tobacco	227	4,358	-	4,358	-
G464	Wholesale of household goods	282	2,389	-	673	772
G465	Wholesale of machinery, equipment and supplies	139	-	-	-	-
G466	Other specialized wholesale	137	1,925	-	878	20
G471	Retail sale in non-specialized stores	481	-	-	-	-
G472	Retail sale of food, beverages and tobacco in specialized stores	602	-	-	-	-

Table 8.1 Number of Establishments and Sale of Tangible Fixed Assets by Type for Wholesale and Retail Trade; Repair of Motor Vehicles and Motorcycles Establishments by Region and Industry Group: Philippines, 2018

(Values are in thousand PhP, except for number of establishments. Details may not add-up to total due to rounding and/or statistical disclosure control.)

Continued

2009 PSIC Code	Region / Industry Description	Number of Establishments	Sale of Tangible Fixed Assets			
			Total	Land	Buildings, Other Structures and Land Improvements	Transport Equipment
		(1)	(2)	(3)	(4)	(5)
G473	Retail sale of automotive fuel in specialized stores	333	-	-	-	-
G474	Retail sale of information and communications equipment in specialized stores	173	-	-	-	-
G475	Retail sale of other household equipment in specialized stores	810	-	-	-	-
G476	Retail sale of cultural and recreation goods in specialized stores	136	-	-	-	-
G477	Retail sale of other goods in specialized stores	1,719	-	-	-	-
G479	Retail trade not in stores, stalls or markets	17	-	-	-	-
VI - Western Visayas		9,405	12,490	-	2,361	8,038
G451	Sale of motor vehicles	121	6,857	-	-	6,857
G452	Maintenance and repair of motor vehicles	193	823	-	823	-
G453	Sale of motor vehicle parts and accessories	216	-	-	-	-
G454	Sale, maintenance and repair of motorcycles and related parts and accessories	910	-	-	-	-
G461	Wholesale on a fee or contract basis	21	-	-	-	-
G462	Wholesale of agricultural raw materials and live animals	148	-	-	-	-
G463	Wholesale of food, beverages and tobacco	227	-	-	-	-
G464	Wholesale of household goods	350	1,726	-	308	986
G465	Wholesale of machinery, equipment and supplies	79	-	-	-	-
G466	Other specialized wholesale	207	2,474	-	1,029	34
G471	Retail sale in non-specialized stores	933	111	-	-	111
G472	Retail sale of food, beverages and tobacco in specialized stores	671	-	-	-	-
G473	Retail sale of automotive fuel in specialized stores	426	284	-	27	12
G474	Retail sale of information and communications equipment in specialized stores	517	-	-	-	-

Table 8.1 Number of Establishments and Sale of Tangible Fixed Assets by Type for Wholesale and Retail Trade; Repair of Motor Vehicles and Motorcycles Establishments by Region and Industry Group: Philippines, 2018

(Values are in thousand PhP, except for number of establishments. Details may not add-up to total due to rounding and/or statistical disclosure control.)

Continued

2009 PSIC Code	Region / Industry Description	Number of Establishments	Sale of Tangible Fixed Assets			
			Total	Land	Buildings, Other Structures and Land Improvements	Transport Equipment
		(1)	(2)	(3)	(4)	(5)
G475	Retail sale of other household equipment in specialized stores	1,109	40	-	-	37
G476	Retail sale of cultural and recreation goods in specialized stores	274	-	-	-	-
G477	Retail sale of other goods in specialized stores	2,965	175	-	175	-
G479	Retail trade not in stores, stalls or markets	38	-	-	-	-
VII - Central Visayas		11,642	34,822	5	16,446	14,819
G451	Sale of motor vehicles	206	4,092	-	-	4,092
G452	Maintenance and repair of motor vehicles	272	-	-	-	-
G453	Sale of motor vehicle parts and accessories	408	-	-	-	-
G454	Sale, maintenance and repair of motorcycles and related parts and accessories	486	-	-	-	-
G461	Wholesale on a fee or contract basis	38	-	-	-	-
G462	Wholesale of agricultural raw materials and live animals	118	-	-	-	-
G463	Wholesale of food, beverages and tobacco	233	722	-	-	722
G464	Wholesale of household goods	494	2,011	5	-	2,006
G465	Wholesale of machinery, equipment and supplies	216	-	-	-	-
G466	Other specialized wholesale	362	11,900	-	878	7,689
G469	Non-specialized wholesale trade	8	-	-	-	-
G471	Retail sale in non-specialized stores	1,032	97	-	-	97
G472	Retail sale of food, beverages and tobacco in specialized stores	1,386	-	-	-	-
G473	Retail sale of automotive fuel in specialized stores	419	-	-	-	-
G474	Retail sale of information and communications equipment in specialized stores	461	-	-	-	-
G475	Retail sale of other household equipment in specialized stores	1,676	40	-	-	37
G476	Retail sale of cultural and recreation goods in specialized stores	217	-	-	-	-

Table 8.1 Number of Establishments and Sale of Tangible Fixed Assets by Type for Wholesale and Retail Trade; Repair of Motor Vehicles and Motorcycles Establishments by Region and Industry Group: Philippines, 2018

(Values are in thousand PhP, except for number of establishments. Details may not add-up to total due to rounding and/or statistical disclosure control.)

Continued

2009 PSIC Code	Region / Industry Description	Number of Establishments	Sale of Tangible Fixed Assets			
			Total	Land	Buildings, Other Structures and Land Improvements	Transport Equipment
		(1)	(2)	(3)	(4)	(5)
G477	Retail sale of other goods in specialized stores	3,571	15,961	-	15,568	177
G479	Retail trade not in stores, stalls or markets	41	-	-	-	-
	VIII - Eastern Visayas	6,429	4,043	-	1,605	509
G451	Sale of motor vehicles	70	-	-	-	-
G452	Maintenance and repair of motor vehicles	147	-	-	-	-
G453	Sale of motor vehicle parts and accessories	221	-	-	-	-
G454	Sale, maintenance and repair of motorcycles and related parts and accessories	352	-	-	-	-
G461	Wholesale on a fee or contract basis	9	-	-	-	-
G462	Wholesale of agricultural raw materials and live animals	123	-	-	-	-
G463	Wholesale of food, beverages and tobacco	182	-	-	-	-
G464	Wholesale of household goods	213	846	-	154	477
G465	Wholesale of machinery, equipment and supplies	82	-	-	-	-
G466	Other specialized wholesale	171	3,182	-	1,451	32
G471	Retail sale in non-specialized stores	448	-	-	-	-
G472	Retail sale of food, beverages and tobacco in specialized stores	827	-	-	-	-
G473	Retail sale of automotive fuel in specialized stores	402	-	-	-	-
G474	Retail sale of information and communications equipment in specialized stores	394	-	-	-	-
G475	Retail sale of other household equipment in specialized stores	896	-	-	-	-
G476	Retail sale of cultural and recreation goods in specialized stores	249	-	-	-	-
G477	Retail sale of other goods in specialized stores	1,643	15	-	-	-

Table 8.1 Number of Establishments and Sale of Tangible Fixed Assets by Type for Wholesale and Retail Trade; Repair of Motor Vehicles and Motorcycles Establishments by Region and Industry Group: Philippines, 2018

(Values are in thousand PhP, except for number of establishments. Details may not add-up to total due to rounding and/or statistical disclosure control.)

Continued						
2009 PSIC Code	Region / Industry Description	Number of Establishments	Sale of Tangible Fixed Assets			
			Total	Land	Buildings, Other Structures and Land Improvements	Transport Equipment
		(1)	(2)	(3)	(4)	(5)
IX - Zamboanga Peninsula		7,248	1,091	-	-	1,035
G451	Sale of motor vehicles	84	-	-	-	-
G452	Maintenance and repair of motor vehicles	76	-	-	-	-
G453	Sale of motor vehicle parts and accessories	138	-	-	-	-
G454	Sale, maintenance and repair of motorcycles and related parts and accessories	646	606	-	-	561
G461	Wholesale on a fee or contract basis	32	-	-	-	-
G462	Wholesale of agricultural raw materials and live animals	228	-	-	-	-
G463	Wholesale of food, beverages and tobacco	243	-	-	-	-
G464	Wholesale of household goods	158	-	-	-	-
G465	Wholesale of machinery, equipment and supplies	98	-	-	-	-
G466	Other specialized wholesale	195	-	-	-	-
G471	Retail sale in non-specialized stores	913	-	-	-	-
G472	Retail sale of food, beverages and tobacco in specialized stores	662	-	-	-	-
G473	Retail sale of automotive fuel in specialized stores	359	-	-	-	-
G474	Retail sale of information and communications equipment in specialized stores	267	-	-	-	-
G475	Retail sale of other household equipment in specialized stores	765	135	-	-	125
G476	Retail sale of cultural and recreation goods in specialized stores	113	-	-	-	-
G477	Retail sale of other goods in specialized stores	2,263	350	-	-	350
G479	Retail trade not in stores, stalls or markets	9	-	-	-	-
X - Northern Mindanao		8,063	30,209	153	12,758	7,382
G451	Sale of motor vehicles	101	1,885	-	-	1,209
G452	Maintenance and repair of motor vehicles	176	-	-	-	-

Table 8.1 Number of Establishments and Sale of Tangible Fixed Assets by Type for Wholesale and Retail Trade; Repair of Motor Vehicles and Motorcycles Establishments by Region and Industry Group: Philippines, 2018

(Values are in thousand PhP, except for number of establishments. Details may not add-up to total due to rounding and/or statistical disclosure control.)

Continued						
2009 PSIC Code	Region / Industry Description	Number of Establishments	Sale of Tangible Fixed Assets			
			Total	Land	Buildings, Other Structures and Land Improvements	Transport Equipment
		(1)	(2)	(3)	(4)	(5)
G453	Sale of motor vehicle parts and accessories	274	5,460	-	883	4,576
G454	Sale, maintenance and repair of motorcycles and related parts and accessories	732	74	-	-	69
G461	Wholesale on a fee or contract basis	15	-	-	-	-
G462	Wholesale of agricultural raw materials and live animals	123	-	-	-	-
G463	Wholesale of food, beverages and tobacco	208	5,018	-	5,018	-
G464	Wholesale of household goods	253	-	-	-	-
G465	Wholesale of machinery, equipment and supplies	107	-	-	-	-
G466	Other specialized wholesale	162	14,027	-	6,397	143
G469	Non-specialized wholesale trade	30	-	-	-	-
G471	Retail sale in non-specialized stores	935	133	-	-	117
G472	Retail sale of food, beverages and tobacco in specialized stores	775	-	-	-	-
G473	Retail sale of automotive fuel in specialized stores	497	1,490	-	140	65
G474	Retail sale of information and communications equipment in specialized stores	569	-	-	-	-
G475	Retail sale of other household equipment in specialized stores	622	-	-	-	-
G476	Retail sale of cultural and recreation goods in specialized stores	147	-	-	-	-
G477	Retail sale of other goods in specialized stores	2,328	2,121	153	319	1,203
G479	Retail trade not in stores, stalls or markets	9	-	-	-	-
	XI - Davao Region	8,425	28,264	-	8,694	15,709
G451	Sale of motor vehicles	118	-	-	-	-
G452	Maintenance and repair of motor vehicles	225	-	-	-	-
G453	Sale of motor vehicle parts and accessories	357	-	-	-	-
G454	Sale, maintenance and repair of motorcycles and related parts and accessories	579	-	-	-	-

Continued

Table 8.1 Number of Establishments and Sale of Tangible Fixed Assets by Type for Wholesale and Retail Trade; Repair of Motor Vehicles and Motorcycles Establishments by Region and Industry Group: Philippines, 2018

(Values are in thousand PhP, except for number of establishments. Details may not add-up to total due to rounding and/or statistical disclosure control.)

Continued						
2009 PSIC Code	Region / Industry Description	Number of Establishments	Sale of Tangible Fixed Assets			
			Total	Land	Buildings, Other Structures and Land Improvements	Transport Equipment
		(1)	(2)	(3)	(4)	(5)
G461	Wholesale on a fee or contract basis	74	4,064	-	-	4,064
G462	Wholesale of agricultural raw materials and live animals	157	654	-	-	528
G463	Wholesale of food, beverages and tobacco	238	8,650	-	8,650	-
G464	Wholesale of household goods	332	9,318	-	-	9,318
G465	Wholesale of machinery, equipment and supplies	82	-	-	-	-
G466	Other specialized wholesale	266	4,071	-	-	419
G469	Non-specialized wholesale trade	9	-	-	-	-
G471	Retail sale in non-specialized stores	628	183	-	-	147
G472	Retail sale of food, beverages and tobacco in specialized stores	561	-	-	-	-
G473	Retail sale of automotive fuel in specialized stores	464	657	-	-	657
G474	Retail sale of information and communications equipment in specialized stores	558	-	-	-	-
G475	Retail sale of other household equipment in specialized stores	584	624	-	-	577
G476	Retail sale of cultural and recreation goods in specialized stores	181	-	-	-	-
G477	Retail sale of other goods in specialized stores	2,994	44	-	44	-
G479	Retail trade not in stores, stalls or markets	21	-	-	-	-
XII - SOCCSKSARGEN		7,783	137	-	-	131
G451	Sale of motor vehicles	68	-	-	-	-
G452	Maintenance and repair of motor vehicles	221	-	-	-	-
G453	Sale of motor vehicle parts and accessories	305	-	-	-	-
G454	Sale, maintenance and repair of motorcycles and related parts and accessories	460	-	-	-	-
G461	Wholesale on a fee or contract basis	53	-	-	-	-
G462	Wholesale of agricultural raw materials and live animals	192	-	-	-	-

Table 8.1 Number of Establishments and Sale of Tangible Fixed Assets by Type for Wholesale and Retail Trade; Repair of Motor Vehicles and Motorcycles Establishments by Region and Industry Group: Philippines, 2018

(Values are in thousand PhP, except for number of establishments. Details may not add-up to total due to rounding and/or statistical disclosure control.)

Continued						
2009 PSIC Code	Region / Industry Description	Number of Establishments	Sale of Tangible Fixed Assets			
			Total	Land	Buildings, Other Structures and Land Improvements	Transport Equipment
		(1)	(2)	(3)	(4)	(5)
G463	Wholesale of food, beverages and tobacco	179	49	-	-	49
G464	Wholesale of household goods	251	-	-	-	-
G465	Wholesale of machinery, equipment and supplies	113	-	-	-	-
G466	Other specialized wholesale	130	-	-	-	-
G471	Retail sale in non-specialized stores	652	-	-	-	-
G472	Retail sale of food, beverages and tobacco in specialized stores	778	-	-	-	-
G473	Retail sale of automotive fuel in specialized stores	447	-	-	-	-
G474	Retail sale of information and communications equipment in specialized stores	834	-	-	-	-
G475	Retail sale of other household equipment in specialized stores	1,031	88	-	-	82
G476	Retail sale of cultural and recreation goods in specialized stores	248	-	-	-	-
G477	Retail sale of other goods in specialized stores	1,804	-	-	-	-
G479	Retail trade not in stores, stalls or markets	15	-	-	-	-
XIII - Caraga		5,390	4,847	-	4,847	-
G451	Sale of motor vehicles	27	-	-	-	-
G452	Maintenance and repair of motor vehicles	80	-	-	-	-
G453	Sale of motor vehicle parts and accessories	138	-	-	-	-
G454	Sale, maintenance and repair of motorcycles and related parts and accessories	586	-	-	-	-
G461	Wholesale on a fee or contract basis	S	S	S	S	S
G462	Wholesale of agricultural raw materials and live animals	158	-	-	-	-
G463	Wholesale of food, beverages and tobacco	100	4,556	-	4,556	-
G464	Wholesale of household goods	133	-	-	-	-
G465	Wholesale of machinery, equipment and supplies	75	-	-	-	-

Table 8.1 Number of Establishments and Sale of Tangible Fixed Assets by Type for Wholesale and Retail Trade; Repair of Motor Vehicles and Motorcycles Establishments by Region and Industry Group: Philippines, 2018

(Values are in thousand PhP, except for number of establishments. Details may not add-up to total due to rounding and/or statistical disclosure control.)

Continued

2009 PSIC Code	Region / Industry Description	Number of Establishments	Sale of Tangible Fixed Assets			
			Total	Land	Buildings, Other Structures and Land Improvements	Transport Equipment
		(1)	(2)	(3)	(4)	(5)
G466	Other specialized wholesale	107	-	-	-	-
G471	Retail sale in non-specialized stores	847	-	-	-	-
G472	Retail sale of food, beverages and tobacco in specialized stores	448	-	-	-	-
G473	Retail sale of automotive fuel in specialized stores	253	-	-	-	-
G474	Retail sale of information and communications equipment in specialized stores	304	-	-	-	-
G475	Retail sale of other household equipment in specialized stores	475	-	-	-	-
G476	Retail sale of cultural and recreation goods in specialized stores	140	-	-	-	-
G477	Retail sale of other goods in specialized stores	1,508	291	-	291	-
G479	Retail trade not in stores, stalls or markets	S	S	S	S	S
	Autonomous Region in Muslim Mindanao	1,984	-	-	-	-
G451	Sale of motor vehicles	11	-	-	-	-
G453	Sale of motor vehicle parts and accessories	106	-	-	-	-
G454	Sale, maintenance and repair of motorcycles and related parts and accessories	144	-	-	-	-
G462	Wholesale of agricultural raw materials and live animals	64	-	-	-	-
G463	Wholesale of food, beverages and tobacco	51	-	-	-	-
G464	Wholesale of household goods	22	-	-	-	-
G465	Wholesale of machinery, equipment and supplies	19	-	-	-	-
G466	Other specialized wholesale	39	-	-	-	-
G471	Retail sale in non-specialized stores	260	-	-	-	-
G472	Retail sale of food, beverages and tobacco in specialized stores	134	-	-	-	-
G473	Retail sale of automotive fuel in specialized stores	91	-	-	-	-

Table 8.1 Number of Establishments and Sale of Tangible Fixed Assets by Type for Wholesale and Retail Trade; Repair of Motor Vehicles and Motorcycles Establishments by Region and Industry Group: Philippines, 2018*(Values are in thousand PhP, except for number of establishments. Details may not add-up to total due to rounding and/or statistical disclosure control.)*

Continued

2009 PSIC Code	Region / Industry Description	Number of Establishments	Sale of Tangible Fixed Assets			
			Total	Land	Buildings, Other Structures and Land Improvements	Transport Equipment
		(1)	(2)	(3)	(4)	(5)
G474	Retail sale of information and communications equipment in specialized stores	71	-	-	-	-
G475	Retail sale of other household equipment in specialized stores	60	-	-	-	-
G476	Retail sale of cultural and recreation goods in specialized stores	30	-	-	-	-
G477	Retail sale of other goods in specialized stores	871	-	-	-	-
G479	Retail trade not in stores, stalls or markets	11	-	-	-	-

Table 8.1 Number of Establishments and Sale of Tangible Fixed Assets by Type for Wholesale and Retail Trade; Repair of Motor Vehicles and Motorcycles Establishments by Region and Industry Group: Philippines, 2018

(Values are in thousand PhP, except for number of establishments. Details may not add-up to total due to rounding and/or statistical disclosure control.)

2009 PSIC Code	Region/Industry Description	Sale of Tangible Fixed Assets					
		ICT Machinery and Equipment	Specialized Industrial Machineries	General Machinery and Equipment	Other Machinery and Equipment	Valuables	Other Tangible Fixed Assets
		(6)	(7)	(8)	(9)	(10)	(11)
	Philippines	30,855	51,978	116,762	25,786	158	23,350
G451	Sale of motor vehicles	330	1,093	-	227	60	116
G452	Maintenance and repair of motor vehicles	-	384	-	-	-	-
G453	Sale of motor vehicle parts and accessories	997	-	-	-	-	-
G454	Sale, maintenance and repair of motorcycles and related parts and accessories	-	-	-	-	-	55
G461	Wholesale on a fee or contract basis	10,225	-	-	7,177	-	-
G462	Wholesale of agricultural raw materials and live animals	126	-	-	-	-	-
G463	Wholesale of food, beverages and tobacco	459	-	55,819	32	-	-
G464	Wholesale of household goods	4,115	9,193	234	10,461	98	17,540
G465	Wholesale of machinery, equipment and supplies	3,791	10,705	5,217	-	-	-
G466	Other specialized wholesale	6,032	22,493	36,599	7,502	1	921
G469	Non-specialized wholesale trade	-	-	-	-	-	-
G471	Retail sale in non-specialized stores	710	1,033	290	24	-	98
G472	Retail sale of food, beverages and tobacco in specialized stores	-	-	-	-	-	-
G473	Retail sale of automotive fuel in specialized stores	223	-	18,078	-	-	3,796
G474	Retail sale of information and communications equipment in specialized stores	22	-	333	-	-	-
G475	Retail sale of other household equipment in specialized stores	-	-	-	-	-	697
G476	Retail sale of cultural and recreation goods in specialized stores	-	-	-	-	-	-
G477	Retail sale of other goods in specialized stores	3,824	7,077	191	363	-	127
G479	Retail trade not in stores, stalls or markets	-	-	-	-	-	-
	National Capital Region	21,366	42,665	95,079	21,635	98	22,475
G451	Sale of motor vehicles	-	-	-	-	-	-
G452	Maintenance and repair of motor vehicles	-	384	-	-	-	-

Table 8.1 Number of Establishments and Sale of Tangible Fixed Assets by Type for Wholesale and Retail Trade; Repair of Motor Vehicles and Motorcycles Establishments by Region and Industry Group: Philippines, 2018

(Values are in thousand PhP, except for number of establishments. Details may not add-up to total due to rounding and/or statistical disclosure control.)

Continued

2009 PSIC Code	Region/Industry Description	Sale of Tangible Fixed Assets					
		ICT Machinery and Equipment	Specialized Industrial Machineries	General Machinery and Equipment	Other Machinery and Equipment	Valuables	Other Tangible Fixed Assets
		(6)	(7)	(8)	(9)	(10)	(11)
G453	Sale of motor vehicle parts and accessories	997	-	-	-	-	-
G454	Sale, maintenance and repair of motorcycles and related parts and accessories	-	-	-	-	-	-
G461	Wholesale on a fee or contract basis	10,225	-	-	7,177	-	-
G462	Wholesale of agricultural raw materials and live animals	-	-	-	-	-	-
G463	Wholesale of food, beverages and tobacco	-	-	55,381	-	-	-
G464	Wholesale of household goods	2,570	9,193	234	7,075	98	17,540
G465	Wholesale of machinery, equipment and supplies	3,791	10,705	1,094	-	-	-
G466	Other specialized wholesale	432	22,383	22,418	7,163	-	920
G469	Non-specialized wholesale trade	-	-	-	-	-	-
G471	Retail sale in non-specialized stores	427	-	14	6	-	92
G472	Retail sale of food, beverages and tobacco in specialized stores	-	-	-	-	-	-
G473	Retail sale of automotive fuel in specialized stores	-	-	15,604	-	-	3,795
G474	Retail sale of information and communications equipment in specialized stores	22	-	333	-	-	-
G475	Retail sale of other household equipment in specialized stores	-	-	-	-	-	-
G476	Retail sale of cultural and recreation goods in specialized stores	-	-	-	-	-	-
G477	Retail sale of other goods in specialized stores	2,901	-	-	215	-	127
G479	Retail trade not in stores, stalls or markets	-	-	-	-	-	-
	Cordillera Administrative Region	417	-	-	659	-	-
G451	Sale of motor vehicles	-	-	-	-	-	-
G452	Maintenance and repair of motor vehicles	-	-	-	-	-	-
G453	Sale of motor vehicle parts and accessories	-	-	-	-	-	-
G454	Sale, maintenance and repair of motorcycles and related parts and accessories	-	-	-	-	-	-
G461	Wholesale on a fee or contract basis	-	-	-	-	-	-

Table 8.1 Number of Establishments and Sale of Tangible Fixed Assets by Type for Wholesale and Retail Trade; Repair of Motor Vehicles and Motorcycles Establishments by Region and Industry Group: Philippines, 2018

(Values are in thousand PhP, except for number of establishments. Details may not add-up to total due to rounding and/or statistical disclosure control.)

Continued

2009 PSIC Code	Region/Industry Description	Sale of Tangible Fixed Assets					
		ICT Machinery and Equipment	Specialized Industrial Machineries	General Machinery and Equipment	Other Machinery and Equipment	Valuables	Other Tangible Fixed Assets
		(6)	(7)	(8)	(9)	(10)	(11)
G462	Wholesale of agricultural raw materials and live animals	-	-	-	-	-	-
G463	Wholesale of food, beverages and tobacco	121	-	-	-	-	-
G464	Wholesale of household goods	296	-	-	649	-	-
G465	Wholesale of machinery, equipment and supplies	-	-	-	-	-	-
G466	Other specialized wholesale	-	-	-	-	-	-
G471	Retail sale in non-specialized stores	-	-	-	10	-	-
G472	Retail sale of food, beverages and tobacco in specialized stores	-	-	-	-	-	-
G473	Retail sale of automotive fuel in specialized stores	-	-	-	-	-	-
G474	Retail sale of information and communications equipment in specialized stores	-	-	-	-	-	-
G475	Retail sale of other household equipment in specialized stores	-	-	-	-	-	-
G476	Retail sale of cultural and recreation goods in specialized stores	-	-	-	-	-	-
G477	Retail sale of other goods in specialized stores	-	-	-	-	-	-
G479	Retail trade not in stores, stalls or markets	-	-	-	-	-	-
	I - Ilocos Region	592	-	234	309	-	628
G451	Sale of motor vehicles	155	-	-	113	-	-
G452	Maintenance and repair of motor vehicles	-	-	-	-	-	-
G453	Sale of motor vehicle parts and accessories	-	-	-	-	-	-
G454	Sale, maintenance and repair of motorcycles and related parts and accessories	-	-	-	-	-	-
G462	Wholesale of agricultural raw materials and live animals	-	-	-	-	-	-
G463	Wholesale of food, beverages and tobacco	270	-	-	-	-	-
G464	Wholesale of household goods	89	-	-	196	-	-
G465	Wholesale of machinery, equipment and supplies	-	-	-	-	-	-

Table 8.1 Number of Establishments and Sale of Tangible Fixed Assets by Type for Wholesale and Retail Trade; Repair of Motor Vehicles and Motorcycles Establishments by Region and Industry Group: Philippines, 2018

(Values are in thousand PhP, except for number of establishments. Details may not add-up to total due to rounding and/or statistical disclosure control.)

Continued

2009 PSIC Code	Region/Industry Description	Sale of Tangible Fixed Assets					
		ICT Machinery and Equipment	Specialized Industrial Machineries	General Machinery and Equipment	Other Machinery and Equipment	Valuables	Other Tangible Fixed Assets
		(6)	(7)	(8)	(9)	(10)	(11)
G466	Other specialized wholesale	-	-	-	-	-	-
G469	Non-specialized wholesale trade	-	-	-	-	-	-
G471	Retail sale in non-specialized stores	77	-	234	-	-	-
G472	Retail sale of food, beverages and tobacco in specialized stores	-	-	-	-	-	-
G473	Retail sale of automotive fuel in specialized stores	-	-	-	-	-	-
G474	Retail sale of information and communications equipment in specialized stores	-	-	-	-	-	-
G475	Retail sale of other household equipment in specialized stores	-	-	-	-	-	628
G476	Retail sale of cultural and recreation goods in specialized stores	-	-	-	-	-	-
G477	Retail sale of other goods in specialized stores	-	-	-	-	-	-
G479	Retail trade not in stores, stalls or markets	-	-	-	-	-	-
	II - Cagayan Valley	661	-	-	1,448	-	-
G451	Sale of motor vehicles	-	-	-	-	-	-
G452	Maintenance and repair of motor vehicles	-	-	-	-	-	-
G453	Sale of motor vehicle parts and accessories	-	-	-	-	-	-
G454	Sale, maintenance and repair of motorcycles and related parts and accessories	-	-	-	-	-	-
G462	Wholesale of agricultural raw materials and live animals	-	-	-	-	-	-
G463	Wholesale of food, beverages and tobacco	-	-	-	-	-	-
G464	Wholesale of household goods	661	-	-	1,448	-	-
G465	Wholesale of machinery, equipment and supplies	-	-	-	-	-	-
G466	Other specialized wholesale	-	-	-	-	-	-
G471	Retail sale in non-specialized stores	-	-	-	-	-	-
G472	Retail sale of food, beverages and tobacco in specialized stores	-	-	-	-	-	-
G473	Retail sale of automotive fuel in specialized stores	-	-	-	-	-	-

Table 8.1 Number of Establishments and Sale of Tangible Fixed Assets by Type for Wholesale and Retail Trade; Repair of Motor Vehicles and Motorcycles Establishments by Region and Industry Group: Philippines, 2018

(Values are in thousand PhP, except for number of establishments. Details may not add-up to total due to rounding and/or statistical disclosure control.)

Continued

2009 PSIC Code	Region/Industry Description	Sale of Tangible Fixed Assets					
		ICT Machinery and Equipment	Specialized Industrial Machineries	General Machinery and Equipment	Other Machinery and Equipment	Valuables	Other Tangible Fixed Assets
		(6)	(7)	(8)	(9)	(10)	(11)
G474	Retail sale of information and communications equipment in specialized stores	-	-	-	-	-	-
G475	Retail sale of other household equipment in specialized stores	-	-	-	-	-	-
G476	Retail sale of cultural and recreation goods in specialized stores	-	-	-	-	-	-
G477	Retail sale of other goods in specialized stores	-	-	-	-	-	-
G479	Retail trade not in stores, stalls or markets	-	-	-	-	-	-
	III - Central Luzon	237	1,211	4,284	146	-	122
G451	Sale of motor vehicles	175	477	-	114	-	116
G452	Maintenance and repair of motor vehicles	-	-	-	-	-	-
G453	Sale of motor vehicle parts and accessories	-	-	-	-	-	-
G454	Sale, maintenance and repair of motorcycles and related parts and accessories	-	-	-	-	-	-
G461	Wholesale on a fee or contract basis	-	-	-	-	-	-
G462	Wholesale of agricultural raw materials and live animals	-	-	-	-	-	-
G463	Wholesale of food, beverages and tobacco	10	-	161	32	-	-
G464	Wholesale of household goods	-	-	-	-	-	-
G465	Wholesale of machinery, equipment and supplies	-	-	4,123	-	-	-
G466	Other specialized wholesale	-	109	-	-	-	-
G469	Non-specialized wholesale trade	-	-	-	-	-	-
G471	Retail sale in non-specialized stores	46	-	-	-	-	6
G472	Retail sale of food, beverages and tobacco in specialized stores	-	-	-	-	-	-
G473	Retail sale of automotive fuel in specialized stores	-	-	-	-	-	-
G474	Retail sale of information and communications equipment in specialized stores	-	-	-	-	-	-
G475	Retail sale of other household equipment in specialized stores	-	-	-	-	-	-

Table 8.1 Number of Establishments and Sale of Tangible Fixed Assets by Type for Wholesale and Retail Trade; Repair of Motor Vehicles and Motorcycles Establishments by Region and Industry Group: Philippines, 2018

(Values are in thousand PhP, except for number of establishments. Details may not add-up to total due to rounding and/or statistical disclosure control.)

Continued

2009 PSIC Code	Region/Industry Description	Sale of Tangible Fixed Assets					
		ICT Machinery and Equipment	Specialized Industrial Machineries	General Machinery and Equipment	Other Machinery and Equipment	Valuables	Other Tangible Fixed Assets
		(6)	(7)	(8)	(9)	(10)	(11)
G476	Retail sale of cultural and recreation goods in specialized stores	-	-	-	-	-	-
G477	Retail sale of other goods in specialized stores	7	625	-	-	-	-
G479	Retail trade not in stores, stalls or markets	-	-	-	-	-	-
	IVA - CALABARZON	1,069	7,422	1,548	-	-	-
G451	Sale of motor vehicles	-	-	-	-	-	-
G452	Maintenance and repair of motor vehicles	-	-	-	-	-	-
G453	Sale of motor vehicle parts and accessories	-	-	-	-	-	-
G454	Sale, maintenance and repair of motorcycles and related parts and accessories	-	-	-	-	-	-
G461	Wholesale on a fee or contract basis	-	-	-	-	-	-
G462	Wholesale of agricultural raw materials and live animals	-	-	-	-	-	-
G463	Wholesale of food, beverages and tobacco	46	-	217	-	-	-
G464	Wholesale of household goods	-	-	-	-	-	-
G465	Wholesale of machinery, equipment and supplies	-	-	-	-	-	-
G466	Other specialized wholesale	-	-	386	-	-	-
G469	Non-specialized wholesale trade	-	-	-	-	-	-
G471	Retail sale in non-specialized stores	157	1,033	-	-	-	-
G472	Retail sale of food, beverages and tobacco in specialized stores	-	-	-	-	-	-
G473	Retail sale of automotive fuel in specialized stores	223	-	945	-	-	-
G474	Retail sale of information and communications equipment in specialized stores	-	-	-	-	-	-
G475	Retail sale of other household equipment in specialized stores	-	-	-	-	-	-
G476	Retail sale of cultural and recreation goods in specialized stores	-	-	-	-	-	-
G477	Retail sale of other goods in specialized stores	643	6,389	-	-	-	-
G479	Retail trade not in stores, stalls or markets	-	-	-	-	-	-

Table 8.1 Number of Establishments and Sale of Tangible Fixed Assets by Type for Wholesale and Retail Trade; Repair of Motor Vehicles and Motorcycles Establishments by Region and Industry Group: Philippines, 2018

(Values are in thousand PhP, except for number of establishments. Details may not add-up to total due to rounding and/or statistical disclosure control.)

2009 PSIC Code	Region/Industry Description	Sale of Tangible Fixed Assets					
		ICT Machinery and Equipment	Specialized Industrial Machineries	General Machinery and Equipment	Other Machinery and Equipment	Valuables	Other Tangible Fixed Assets
		(6)	(7)	(8)	(9)	(10)	(11)
	MIMAROPA	13	-	1,185	-	-	4
G451	Sale of motor vehicles	-	-	-	-	-	-
G452	Maintenance and repair of motor vehicles	-	-	-	-	-	-
G453	Sale of motor vehicle parts and accessories	-	-	-	-	-	-
G454	Sale, maintenance and repair of motorcycles and related parts and accessories	-	-	-	-	-	4
G461	Wholesale on a fee or contract basis	S	S	S	S	S	S
G462	Wholesale of agricultural raw materials and live animals	-	-	-	-	-	-
G463	Wholesale of food, beverages and tobacco	13	-	60	-	-	-
G464	Wholesale of household goods	-	-	-	-	-	-
G465	Wholesale of machinery, equipment and supplies	-	-	-	-	-	-
G466	Other specialized wholesale	-	-	1,125	-	-	-
G471	Retail sale in non-specialized stores	-	-	-	-	-	-
G472	Retail sale of food, beverages and tobacco in specialized stores	-	-	-	-	-	-
G473	Retail sale of automotive fuel in specialized stores	-	-	-	-	-	-
G474	Retail sale of information and communications equipment in specialized stores	-	-	-	-	-	-
G475	Retail sale of other household equipment in specialized stores	-	-	-	-	-	-
G476	Retail sale of cultural and recreation goods in specialized stores	-	-	-	-	-	-
G477	Retail sale of other goods in specialized stores	-	-	-	-	-	-
G479	Retail trade not in stores, stalls or markets	S	S	S	S	S	S
	V - Bicol Region	296	-	1,028	648	-	-
G451	Sale of motor vehicles	-	-	-	-	-	-
G452	Maintenance and repair of motor vehicles	-	-	-	-	-	-

Table 8.1 Number of Establishments and Sale of Tangible Fixed Assets by Type for Wholesale and Retail Trade; Repair of Motor Vehicles and Motorcycles Establishments by Region and Industry Group: Philippines, 2018

(Values are in thousand PhP, except for number of establishments. Details may not add-up to total due to rounding and/or statistical disclosure control.)

Continued

2009 PSIC Code	Region/Industry Description	Sale of Tangible Fixed Assets					
		ICT Machinery and Equipment	Specialized Industrial Machineries	General Machinery and Equipment	Other Machinery and Equipment	Valuables	Other Tangible Fixed Assets
		(6)	(7)	(8)	(9)	(10)	(11)
G453	Sale of motor vehicle parts and accessories	-	-	-	-	-	-
G454	Sale, maintenance and repair of motorcycles and related parts and accessories	-	-	-	-	-	-
G461	Wholesale on a fee or contract basis	-	-	-	-	-	-
G462	Wholesale of agricultural raw materials and live animals	-	-	-	-	-	-
G463	Wholesale of food, beverages and tobacco	-	-	-	-	-	-
G464	Wholesale of household goods	296	-	-	648	-	-
G465	Wholesale of machinery, equipment and supplies	-	-	-	-	-	-
G466	Other specialized wholesale	-	-	1,028	-	-	-
G471	Retail sale in non-specialized stores	-	-	-	-	-	-
G472	Retail sale of food, beverages and tobacco in specialized stores	-	-	-	-	-	-
G473	Retail sale of automotive fuel in specialized stores	-	-	-	-	-	-
G474	Retail sale of information and communications equipment in specialized stores	-	-	-	-	-	-
G475	Retail sale of other household equipment in specialized stores	-	-	-	-	-	-
G476	Retail sale of cultural and recreation goods in specialized stores	-	-	-	-	-	-
G477	Retail sale of other goods in specialized stores	-	-	-	-	-	-
G479	Retail trade not in stores, stalls or markets	-	-	-	-	-	-
	VI - Western Visayas	135	-	1,655	297	-	3
G451	Sale of motor vehicles	-	-	-	-	-	-
G452	Maintenance and repair of motor vehicles	-	-	-	-	-	-
G453	Sale of motor vehicle parts and accessories	-	-	-	-	-	-
G454	Sale, maintenance and repair of motorcycles and related parts and accessories	-	-	-	-	-	-
G461	Wholesale on a fee or contract basis	-	-	-	-	-	-

Table 8.1 Number of Establishments and Sale of Tangible Fixed Assets by Type for Wholesale and Retail Trade; Repair of Motor Vehicles and Motorcycles Establishments by Region and Industry Group: Philippines, 2018

(Values are in thousand PhP, except for number of establishments. Details may not add-up to total due to rounding and/or statistical disclosure control.)

Continued

2009 PSIC Code	Region/Industry Description	Sale of Tangible Fixed Assets					
		ICT Machinery and Equipment	Specialized Industrial Machineries	General Machinery and Equipment	Other Machinery and Equipment	Valuables	Other Tangible Fixed Assets
		(6)	(7)	(8)	(9)	(10)	(11)
G462	Wholesale of agricultural raw materials and live animals	-	-	-	-	-	-
G463	Wholesale of food, beverages and tobacco	-	-	-	-	-	-
G464	Wholesale of household goods	135	-	-	297	-	-
G465	Wholesale of machinery, equipment and supplies	-	-	-	-	-	-
G466	Other specialized wholesale	-	-	1,410	-	-	-
G471	Retail sale in non-specialized stores	-	-	-	-	-	-
G472	Retail sale of food, beverages and tobacco in specialized stores	-	-	-	-	-	-
G473	Retail sale of automotive fuel in specialized stores	-	-	245	-	-	-
G474	Retail sale of information and communications equipment in specialized stores	-	-	-	-	-	-
G475	Retail sale of other household equipment in specialized stores	-	-	-	-	-	3
G476	Retail sale of cultural and recreation goods in specialized stores	-	-	-	-	-	-
G477	Retail sale of other goods in specialized stores	-	-	-	-	-	-
G479	Retail trade not in stores, stalls or markets	-	-	-	-	-	-
	VII - Central Visayas	2,234	-	1,035	279	-	3
G451	Sale of motor vehicles	-	-	-	-	-	-
G452	Maintenance and repair of motor vehicles	-	-	-	-	-	-
G453	Sale of motor vehicle parts and accessories	-	-	-	-	-	-
G454	Sale, maintenance and repair of motorcycles and related parts and accessories	-	-	-	-	-	-
G461	Wholesale on a fee or contract basis	-	-	-	-	-	-
G462	Wholesale of agricultural raw materials and live animals	-	-	-	-	-	-
G463	Wholesale of food, beverages and tobacco	-	-	-	-	-	-
G464	Wholesale of household goods	-	-	-	-	-	-

Table 8.1 Number of Establishments and Sale of Tangible Fixed Assets by Type for Wholesale and Retail Trade; Repair of Motor Vehicles and Motorcycles Establishments by Region and Industry Group: Philippines, 2018

(Values are in thousand PhP, except for number of establishments. Details may not add-up to total due to rounding and/or statistical disclosure control.)

Continued

2009 PSIC Code	Region/Industry Description	Sale of Tangible Fixed Assets					
		ICT Machinery and Equipment	Specialized Industrial Machineries	General Machinery and Equipment	Other Machinery and Equipment	Valuables	Other Tangible Fixed Assets
		(6)	(7)	(8)	(9)	(10)	(11)
G465	Wholesale of machinery, equipment and supplies	-	-	-	-	-	-
G466	Other specialized wholesale	2,167	-	1,035	131	-	-
G469	Non-specialized wholesale trade	-	-	-	-	-	-
G471	Retail sale in non-specialized stores	-	-	-	-	-	-
G472	Retail sale of food, beverages and tobacco in specialized stores	-	-	-	-	-	-
G473	Retail sale of automotive fuel in specialized stores	-	-	-	-	-	-
G474	Retail sale of information and communications equipment in specialized stores	-	-	-	-	-	-
G475	Retail sale of other household equipment in specialized stores	-	-	-	-	-	3
G476	Retail sale of cultural and recreation goods in specialized stores	-	-	-	-	-	-
G477	Retail sale of other goods in specialized stores	68	-	-	148	-	-
G479	Retail trade not in stores, stalls or markets	-	-	-	-	-	-
	VIII - Eastern Visayas	82	-	1,698	148	-	-
G451	Sale of motor vehicles	-	-	-	-	-	-
G452	Maintenance and repair of motor vehicles	-	-	-	-	-	-
G453	Sale of motor vehicle parts and accessories	-	-	-	-	-	-
G454	Sale, maintenance and repair of motorcycles and related parts and accessories	-	-	-	-	-	-
G461	Wholesale on a fee or contract basis	-	-	-	-	-	-
G462	Wholesale of agricultural raw materials and live animals	-	-	-	-	-	-
G463	Wholesale of food, beverages and tobacco	-	-	-	-	-	-
G464	Wholesale of household goods	68	-	-	148	-	-
G465	Wholesale of machinery, equipment and supplies	-	-	-	-	-	-
G466	Other specialized wholesale	-	-	1,698	-	-	-
G471	Retail sale in non-specialized stores	-	-	-	-	-	-

Table 8.1 Number of Establishments and Sale of Tangible Fixed Assets by Type for Wholesale and Retail Trade; Repair of Motor Vehicles and Motorcycles Establishments by Region and Industry Group: Philippines, 2018

(Values are in thousand PhP, except for number of establishments. Details may not add-up to total due to rounding and/or statistical disclosure control.)

2009 PSIC Code	Region/Industry Description	Sale of Tangible Fixed Assets					
		ICT Machinery and Equipment	Specialized Industrial Machineries	General Machinery and Equipment	Other Machinery and Equipment	Valuables	Other Tangible Fixed Assets
		(6)	(7)	(8)	(9)	(10)	(11)
G472	Retail sale of food, beverages and tobacco in specialized stores	-	-	-	-	-	-
G473	Retail sale of automotive fuel in specialized stores	-	-	-	-	-	-
G474	Retail sale of information and communications equipment in specialized stores	-	-	-	-	-	-
G475	Retail sale of other household equipment in specialized stores	-	-	-	-	-	-
G476	Retail sale of cultural and recreation goods in specialized stores	-	-	-	-	-	-
G477	Retail sale of other goods in specialized stores	15	-	-	-	-	-
IX - Zamboanga Peninsula		-	-	-	-	-	56
G451	Sale of motor vehicles	-	-	-	-	-	-
G452	Maintenance and repair of motor vehicles	-	-	-	-	-	-
G453	Sale of motor vehicle parts and accessories	-	-	-	-	-	-
G454	Sale, maintenance and repair of motorcycles and related parts and accessories	-	-	-	-	-	45
G461	Wholesale on a fee or contract basis	-	-	-	-	-	-
G462	Wholesale of agricultural raw materials and live animals	-	-	-	-	-	-
G463	Wholesale of food, beverages and tobacco	-	-	-	-	-	-
G464	Wholesale of household goods	-	-	-	-	-	-
G465	Wholesale of machinery, equipment and supplies	-	-	-	-	-	-
G466	Other specialized wholesale	-	-	-	-	-	-
G471	Retail sale in non-specialized stores	-	-	-	-	-	-
G472	Retail sale of food, beverages and tobacco in specialized stores	-	-	-	-	-	-
G473	Retail sale of automotive fuel in specialized stores	-	-	-	-	-	-
G474	Retail sale of information and communications equipment in specialized stores	-	-	-	-	-	-
G475	Retail sale of other household equipment in specialized stores	-	-	-	-	-	10

Table 8.1 Number of Establishments and Sale of Tangible Fixed Assets by Type for Wholesale and Retail Trade; Repair of Motor Vehicles and Motorcycles Establishments by Region and Industry Group: Philippines, 2018

(Values are in thousand PhP, except for number of establishments. Details may not add-up to total due to rounding and/or statistical disclosure control.)

Continued

2009 PSIC Code	Region/Industry Description	Sale of Tangible Fixed Assets					
		ICT Machinery and Equipment	Specialized Industrial Machineries	General Machinery and Equipment	Other Machinery and Equipment	Valuables	Other Tangible Fixed Assets
		(6)	(7)	(8)	(9)	(10)	(11)
G476	Retail sale of cultural and recreation goods in specialized stores	-	-	-	-	-	-
G477	Retail sale of other goods in specialized stores	-	-	-	-	-	-
G479	Retail trade not in stores, stalls or markets	-	-	-	-	-	-
	X - Northern Mindanao	192	680	8,975	3	60	6
G451	Sale of motor vehicles	-	616	-	-	60	-
G452	Maintenance and repair of motor vehicles	-	-	-	-	-	-
G453	Sale of motor vehicle parts and accessories	-	-	-	-	-	-
G454	Sale, maintenance and repair of motorcycles and related parts and accessories	-	-	-	-	-	6
G461	Wholesale on a fee or contract basis	-	-	-	-	-	-
G462	Wholesale of agricultural raw materials and live animals	-	-	-	-	-	-
G463	Wholesale of food, beverages and tobacco	-	-	-	-	-	-
G464	Wholesale of household goods	-	-	-	-	-	-
G465	Wholesale of machinery, equipment and supplies	-	-	-	-	-	-
G466	Other specialized wholesale	-	-	7,487	-	-	-
G469	Non-specialized wholesale trade	-	-	-	-	-	-
G471	Retail sale in non-specialized stores	1	-	13	3	-	-
G472	Retail sale of food, beverages and tobacco in specialized stores	-	-	-	-	-	-
G473	Retail sale of automotive fuel in specialized stores	-	-	1,285	-	-	-
G474	Retail sale of information and communications equipment in specialized stores	-	-	-	-	-	-
G475	Retail sale of other household equipment in specialized stores	-	-	-	-	-	-
G476	Retail sale of cultural and recreation goods in specialized stores	-	-	-	-	-	-

Table 8.1 Number of Establishments and Sale of Tangible Fixed Assets by Type for Wholesale and Retail Trade; Repair of Motor Vehicles and Motorcycles Establishments by Region and Industry Group: Philippines, 2018

(Values are in thousand PhP, except for number of establishments. Details may not add-up to total due to rounding and/or statistical disclosure control.)

Continued

2009 PSIC Code	Region/Industry Description	Sale of Tangible Fixed Assets					
		ICT Machinery and Equipment	Specialized Industrial Machineries	General Machinery and Equipment	Other Machinery and Equipment	Valuables	Other Tangible Fixed Assets
		(6)	(7)	(8)	(9)	(10)	(11)
G477	Retail sale of other goods in specialized stores	191	64	191	-	-	-
G479	Retail trade not in stores, stalls or markets	-	-	-	-	-	-
	XI - Davao Region	3,560	-	41	214	-	47
G451	Sale of motor vehicles	-	-	-	-	-	-
G452	Maintenance and repair of motor vehicles	-	-	-	-	-	-
G453	Sale of motor vehicle parts and accessories	-	-	-	-	-	-
G454	Sale, maintenance and repair of motorcycles and related parts and accessories	-	-	-	-	-	-
G461	Wholesale on a fee or contract basis	-	-	-	-	-	-
G462	Wholesale of agricultural raw materials and live animals	126	-	-	-	-	-
G463	Wholesale of food, beverages and tobacco	-	-	-	-	-	-
G464	Wholesale of household goods	-	-	-	-	-	-
G465	Wholesale of machinery, equipment and supplies	-	-	-	-	-	-
G466	Other specialized wholesale	3,433	-	12	208	-	-
G469	Non-specialized wholesale trade	-	-	-	-	-	-
G471	Retail sale in non-specialized stores	2	-	29	6	-	-
G472	Retail sale of food, beverages and tobacco in specialized stores	-	-	-	-	-	-
G473	Retail sale of automotive fuel in specialized stores	-	-	-	-	-	-
G474	Retail sale of information and communications equipment in specialized stores	-	-	-	-	-	-
G475	Retail sale of other household equipment in specialized stores	-	-	-	-	-	47
G476	Retail sale of cultural and recreation goods in specialized stores	-	-	-	-	-	-
G477	Retail sale of other goods in specialized stores	-	-	-	-	-	-
G479	Retail trade not in stores, stalls or markets	-	-	-	-	-	-

Table 8.1 Number of Establishments and Sale of Tangible Fixed Assets by Type for Wholesale and Retail Trade; Repair of Motor Vehicles and Motorcycles Establishments by Region and Industry Group: Philippines, 2018

(Values are in thousand PhP, except for number of establishments. Details may not add-up to total due to rounding and/or statistical disclosure control.)

Continued

2009 PSIC Code	Region/Industry Description	Sale of Tangible Fixed Assets					
		ICT Machinery and Equipment	Specialized Industrial Machineries	General Machinery and Equipment	Other Machinery and Equipment	Valuables	Other Tangible Fixed Assets
		(6)	(7)	(8)	(9)	(10)	(11)
	XII - SOCCSKSARGEN	-	-	-	-	-	7
G451	Sale of motor vehicles	-	-	-	-	-	-
G452	Maintenance and repair of motor vehicles	-	-	-	-	-	-
G453	Sale of motor vehicle parts and accessories	-	-	-	-	-	-
G454	Sale, maintenance and repair of motorcycles and related parts and accessories	-	-	-	-	-	-
G461	Wholesale on a fee or contract basis	-	-	-	-	-	-
G462	Wholesale of agricultural raw materials and live animals	-	-	-	-	-	-
G463	Wholesale of food, beverages and tobacco	-	-	-	-	-	-
G464	Wholesale of household goods	-	-	-	-	-	-
G465	Wholesale of machinery, equipment and supplies	-	-	-	-	-	-
G466	Other specialized wholesale	-	-	-	-	-	-
G471	Retail sale in non-specialized stores	-	-	-	-	-	-
G472	Retail sale of food, beverages and tobacco in specialized stores	-	-	-	-	-	-
G473	Retail sale of automotive fuel in specialized stores	-	-	-	-	-	-
G474	Retail sale of information and communications equipment in specialized stores	-	-	-	-	-	-
G475	Retail sale of other household equipment in specialized stores	-	-	-	-	-	7
G476	Retail sale of cultural and recreation goods in specialized stores	-	-	-	-	-	-
G477	Retail sale of other goods in specialized stores	-	-	-	-	-	-
G479	Retail trade not in stores, stalls or markets	-	-	-	-	-	-
	XIII - Caraga	-	-	-	-	-	-
G451	Sale of motor vehicles	-	-	-	-	-	-
G452	Maintenance and repair of motor vehicles	-	-	-	-	-	-

Table 8.1 Number of Establishments and Sale of Tangible Fixed Assets by Type for Wholesale and Retail Trade; Repair of Motor Vehicles and Motorcycles Establishments by Region and Industry Group: Philippines, 2018

(Values are in thousand PhP, except for number of establishments. Details may not add-up to total due to rounding and/or statistical disclosure control.)

Continued

2009 PSIC Code	Region/Industry Description	Sale of Tangible Fixed Assets					
		ICT Machinery and Equipment	Specialized Industrial Machineries	General Machinery and Equipment	Other Machinery and Equipment	Valuables	Other Tangible Fixed Assets
		(6)	(7)	(8)	(9)	(10)	(11)
G453	Sale of motor vehicle parts and accessories	-	-	-	-	-	-
G454	Sale, maintenance and repair of motorcycles and related parts and accessories	-	-	-	-	-	-
G461	Wholesale on a fee or contract basis	S	S	S	S	S	S
G462	Wholesale of agricultural raw materials and live animals	-	-	-	-	-	-
G463	Wholesale of food, beverages and tobacco	-	-	-	-	-	-
G464	Wholesale of household goods	-	-	-	-	-	-
G465	Wholesale of machinery, equipment and supplies	-	-	-	-	-	-
G466	Other specialized wholesale	-	-	-	-	-	-
G471	Retail sale in non-specialized stores	-	-	-	-	-	-
G472	Retail sale of food, beverages and tobacco in specialized stores	-	-	-	-	-	-
G473	Retail sale of automotive fuel in specialized stores	-	-	-	-	-	-
G474	Retail sale of information and communications equipment in specialized stores	-	-	-	-	-	-
G475	Retail sale of other household equipment in specialized stores	-	-	-	-	-	-
G476	Retail sale of cultural and recreation goods in specialized stores	-	-	-	-	-	-
G477	Retail sale of other goods in specialized stores	-	-	-	-	-	-
G479	Retail trade not in stores, stalls or markets	S	S	S	S	S	S
	Autonomous Region in Muslim Mindanao	-	-	-	-	-	-
G451	Sale of motor vehicles	-	-	-	-	-	-
G453	Sale of motor vehicle parts and accessories	-	-	-	-	-	-
G454	Sale, maintenance and repair of motorcycles and related parts and accessories	-	-	-	-	-	-
G462	Wholesale of agricultural raw materials and live animals	-	-	-	-	-	-
G463	Wholesale of food, beverages and tobacco	-	-	-	-	-	-

Table 8.1 Number of Establishments and Sale of Tangible Fixed Assets by Type for Wholesale and Retail Trade; Repair of Motor Vehicles and Motorcycles Establishments by Region and Industry Group: Philippines, 2018

(Values are in thousand PhP, except for number of establishments. Details may not add-up to total due to rounding and/or statistical disclosure control.)

Concluded

2009 PSIC Code	Region/Industry Description	Sale of Tangible Fixed Assets					
		ICT Machinery and Equipment	Specialized Industrial Machineries	General Machinery and Equipment	Other Machinery and Equipment	Valuables	Other Tangible Fixed Assets
		(6)	(7)	(8)	(9)	(10)	(11)
G464	Wholesale of household goods	-	-	-	-	-	-
G465	Wholesale of machinery, equipment and supplies	-	-	-	-	-	-
G466	Other specialized wholesale	-	-	-	-	-	-
G471	Retail sale in non-specialized stores	-	-	-	-	-	-
G472	Retail sale of food, beverages and tobacco in specialized stores	-	-	-	-	-	-
G473	Retail sale of automotive fuel in specialized stores	-	-	-	-	-	-
G474	Retail sale of information and communications equipment in specialized stores	-	-	-	-	-	-
G475	Retail sale of other household equipment in specialized stores	-	-	-	-	-	-
G476	Retail sale of cultural and recreation goods in specialized stores	-	-	-	-	-	-
G477	Retail sale of other goods in specialized stores	-	-	-	-	-	-
G479	Retail trade not in stores, stalls or markets	-	-	-	-	-	-

Note: "-" - Zero Value

S - Suppressed Data

Source: Philippine Statistics Authority, 2018 Census of Philippine Business and Industry

Table 8.2 Number of Establishments and Losses and Damages to Tangible Fixed Assets by Type for Wholesale and Retail Trade; Repair of Motor Vehicles and Motorcycles Establishments by Region and Industry Group: Philippines, 2018

(Values are in thousand PhP, except for number of establishments. Details may not add-up to total due to rounding and/or statistical disclosure control.)

2009 PSIC Code	Region / Industry Description	Number of Establish- ments	Losses and Damages				
			Total	Land	Buildings, Other Structures and Land Improvements	Transport Equipment	ICT Machinery and Equipment
		(1)	(2)	(3)	(4)	(5)	(6)
	Philippines	137,674	1,236,718	436	129,267	378,893	26,489
G451	Sale of motor vehicles	1,595	111,905	436	40,795	44,265	-
G452	Maintenance and repair of motor vehicles	2,991	2,341	-	586	-	-
G453	Sale of motor vehicle parts and accessories	4,837	13,200	-	2,646	9,918	546
G454	Sale, maintenance and repair of motorcycles and related parts and accessories	8,501	8,949	-	2,575	5,294	505
G461	Wholesale on a fee or contract basis	518	381	-	235	-	12
G462	Wholesale of agricultural raw materials and live animals	2,430	25,499	-	-	25,099	65
G463	Wholesale of food, beverages and tobacco	3,508	21,879	-	8,436	9,833	1,019
G464	Wholesale of household goods	6,370	294,587	-	4,926	5,631	627
G465	Wholesale of machinery, equipment and supplies	2,810	436,257	-	14,192	45,272	18,082
G466	Other specialized wholesale	4,173	51,531	-	35,246	12,142	2,645
G469	Non-specialized wholesale trade	93	2,933	-	137	2,751	-
G471	Retail sale in non-specialized stores	13,478	12,896	-	2,255	3,869	256
G472	Retail sale of food, beverages and tobacco in specialized stores	11,793	8,660	-	-	728	-
G473	Retail sale of automotive fuel in specialized stores	7,074	20,250	-	9,649	1,945	503
G474	Retail sale of information and communications equipment in specialized stores	6,782	15,684	-	-	13,719	312
G475	Retail sale of other household equipment in specialized stores	17,389	197,439	-	296	194,931	1,143
G476	Retail sale of cultural and recreation goods in specialized stores	3,374	-	-	-	-	-
G477	Retail sale of other goods in specialized stores	39,585	8,643	-	3,759	3,497	773
G479	Retail trade not in stores, stalls or markets	373	3,683	-	3,536	-	-

Continued

Table 8.2 Number of Establishments and Losses and Damages to Tangible Fixed Assets by Type for Wholesale and Retail Trade; Repair of Motor Vehicles and Motorcycles Establishments by Region and Industry Group: Philippines, 2018

(Values are in thousand PhP, except for number of establishments. Details may not add-up to total due to rounding and/or statistical disclosure control.)

Continued							
2009 PSIC Code	Region / Industry Description	Number of Establish ments	Losses and Damages				
			Total	Land	Buildings, Other Structures and Land Improvements	Transport Equipment	ICT Machinery and Equipment
		(1)	(2)	(3)	(4)	(5)	(6)
	National Capital Region	21,366	840,536	-	75,470	97,089	21,587
G451	Sale of motor vehicles	279	4,776	-	-	4,776	-
G452	Maintenance and repair of motor vehicles	387	-	-	-	-	-
G453	Sale of motor vehicle parts and accessories	688	12,501	-	2,296	9,569	546
G454	Sale, maintenance and repair of motorcycles and related parts and accessories	556	-	-	-	-	-
G461	Wholesale on a fee or contract basis	170	54	-	-	-	12
G462	Wholesale of agricultural raw materials and live animals	217	-	-	-	-	-
G463	Wholesale of food, beverages and tobacco	563	10,817	-	7,299	2,966	-
G464	Wholesale of household goods	2,144	286,268	-	3,147	4,739	400
G465	Wholesale of machinery, equipment and supplies	1,189	432,220	-	14,025	45,272	17,586
G466	Other specialized wholesale	1,043	46,596	-	35,141	9,530	1,479
G469	Non-specialized wholesale trade	28	-	-	-	-	-
G471	Retail sale in non-specialized stores	1,344	5,669	-	92	607	-
G472	Retail sale of food, beverages and tobacco in specialized stores	941	-	-	-	-	-
G473	Retail sale of automotive fuel in specialized stores	619	16,647	-	9,649	1,714	271
G474	Retail sale of information and communications equipment in specialized stores	770	15,637	-	-	13,719	287
G475	Retail sale of other household equipment in specialized stores	2,746	5,665	-	286	4,197	1,007
G476	Retail sale of cultural and recreation goods in specialized stores	539	-	-	-	-	-
G477	Retail sale of other goods in specialized stores	7,048	-	-	-	-	-
G479	Retail trade not in stores, stalls or markets	96	3,683	-	3,536	-	-
	Cordillera Administrative Region	4,683	2,497	-	-	2,359	96
G451	Sale of motor vehicles	37	-	-	-	-	-
G452	Maintenance and repair of motor vehicles	130	-	-	-	-	-

Table 8.2 Number of Establishments and Losses and Damages to Tangible Fixed Assets by Type for Wholesale and Retail Trade; Repair of Motor Vehicles and Motorcycles Establishments by Region and Industry Group: Philippines, 2018

(Values are in thousand PhP, except for number of establishments. Details may not add-up to total due to rounding and/or statistical disclosure control.)

Continued							
2009 PSIC Code	Region / Industry Description	Number of Establish- ments	Losses and Damages				
			Total	Land	Buildings, Other Structures and Land Improvements	Transport Equipment	ICT Machinery and Equipment
		(1)	(2)	(3)	(4)	(5)	(6)
G453	Sale of motor vehicle parts and accessories	188	-	-	-	-	-
G454	Sale, maintenance and repair of motorcycles and related parts and accessories	293	-	-	-	-	-
G461	Wholesale on a fee or contract basis	12	-	-	-	-	-
G462	Wholesale of agricultural raw materials and live animals	74	-	-	-	-	-
G463	Wholesale of food, beverages and tobacco	126	-	-	-	-	-
G464	Wholesale of household goods	144	-	-	-	-	-
G465	Wholesale of machinery, equipment and supplies	41	-	-	-	-	-
G466	Other specialized wholesale	97	-	-	-	-	-
G471	Retail sale in non-specialized stores	376	-	-	-	-	-
G472	Retail sale of food, beverages and tobacco in specialized stores	391	-	-	-	-	-
G473	Retail sale of automotive fuel in specialized stores	346	-	-	-	-	-
G474	Retail sale of information and communications equipment in specialized stores	312	47	-	-	-	25
G475	Retail sale of other household equipment in specialized stores	820	2,450	-	-	2,359	71
G476	Retail sale of cultural and recreation goods in specialized stores	110	-	-	-	-	-
G477	Retail sale of other goods in specialized stores	1,161	-	-	-	-	-
G479	Retail trade not in stores, stalls or markets	24	-	-	-	-	-
I - Ilocos Region		5,820	2,372	-	349	1,636	-
G451	Sale of motor vehicles	72	-	-	-	-	-
G452	Maintenance and repair of motor vehicles	159	-	-	-	-	-
G453	Sale of motor vehicle parts and accessories	354	699	-	349	349	-
G454	Sale, maintenance and repair of motorcycles and related parts and accessories	285	-	-	-	-	-

Table 8.2 Number of Establishments and Losses and Damages to Tangible Fixed Assets by Type for Wholesale and Retail Trade; Repair of Motor Vehicles and Motorcycles Establishments by Region and Industry Group: Philippines, 2018

(Values are in thousand PhP, except for number of establishments. Details may not add-up to total due to rounding and/or statistical disclosure control.)

Continued							
2009 PSIC Code	Region / Industry Description	Number of Establish- ments	Losses and Damages				
			Total	Land	Buildings, Other Structures and Land Improvements	Transport Equipment	ICT Machinery and Equipment
		(1)	(2)	(3)	(4)	(5)	(6)
G462	Wholesale of agricultural raw materials and live animals	91	-	-	-	-	-
G463	Wholesale of food, beverages and tobacco	157	-	-	-	-	-
G464	Wholesale of household goods	273	880	-	-	880	-
G465	Wholesale of machinery, equipment and supplies	108	-	-	-	-	-
G466	Other specialized wholesale	244	552	-	-	407	-
G469	Non-specialized wholesale trade	5	-	-	-	-	-
G471	Retail sale in non-specialized stores	793	-	-	-	-	-
G472	Retail sale of food, beverages and tobacco in specialized stores	525	-	-	-	-	-
G473	Retail sale of automotive fuel in specialized stores	294	-	-	-	-	-
G474	Retail sale of information and communications equipment in specialized stores	350	-	-	-	-	-
G475	Retail sale of other household equipment in specialized stores	815	242	-	-	-	-
G476	Retail sale of cultural and recreation goods in specialized stores	110	-	-	-	-	-
G477	Retail sale of other goods in specialized stores	1,173	-	-	-	-	-
G479	Retail trade not in stores, stalls or markets	10	-	-	-	-	-
	II - Cagayan Valley	5,470	-	-	-	-	-
G451	Sale of motor vehicles	68	-	-	-	-	-
G452	Maintenance and repair of motor vehicles	152	-	-	-	-	-
G453	Sale of motor vehicle parts and accessories	261	-	-	-	-	-
G454	Sale, maintenance and repair of motorcycles and related parts and accessories	365	-	-	-	-	-
G462	Wholesale of agricultural raw materials and live animals	162	-	-	-	-	-
G463	Wholesale of food, beverages and tobacco	87	-	-	-	-	-
G464	Wholesale of household goods	305	-	-	-	-	-

Table 8.2 Number of Establishments and Losses and Damages to Tangible Fixed Assets by Type for Wholesale and Retail Trade; Repair of Motor Vehicles and Motorcycles Establishments by Region and Industry Group: Philippines, 2018

(Values are in thousand PhP, except for number of establishments. Details may not add-up to total due to rounding and/or statistical disclosure control.)

Continued							
2009 PSIC Code	Region / Industry Description	Number of Establish- ments	Losses and Damages				
			Total	Land	Buildings, Other Structures and Land Improvements	Transport Equipment	ICT Machinery and Equipment
		(1)	(2)	(3)	(4)	(5)	(6)
G465	Wholesale of machinery, equipment and supplies	69	-	-	-	-	-
G466	Other specialized wholesale	183	-	-	-	-	-
G471	Retail sale in non-specialized stores	337	-	-	-	-	-
G472	Retail sale of food, beverages and tobacco in specialized stores	669	-	-	-	-	-
G473	Retail sale of automotive fuel in specialized stores	358	-	-	-	-	-
G474	Retail sale of information and communications equipment in specialized stores	390	-	-	-	-	-
G475	Retail sale of other household equipment in specialized stores	705	-	-	-	-	-
G476	Retail sale of cultural and recreation goods in specialized stores	199	-	-	-	-	-
G477	Retail sale of other goods in specialized stores	1,151	-	-	-	-	-
G479	Retail trade not in stores, stalls or markets	9	-	-	-	-	-
III - Central Luzon		10,554	20,154	-	1,779	7,122	35
G451	Sale of motor vehicles	176	-	-	-	-	-
G452	Maintenance and repair of motor vehicles	233	-	-	-	-	-
G453	Sale of motor vehicle parts and accessories	331	-	-	-	-	-
G454	Sale, maintenance and repair of motorcycles and related parts and accessories	502	-	-	-	-	-
G461	Wholesale on a fee or contract basis	15	-	-	-	-	-
G462	Wholesale of agricultural raw materials and live animals	222	6,348	-	-	6,346	2
G463	Wholesale of food, beverages and tobacco	273	24	-	-	-	-
G464	Wholesale of household goods	466	3,440	-	1,779	-	-
G465	Wholesale of machinery, equipment and supplies	161	1,600	-	-	-	-
G479	Retail trade not in stores, stalls or markets	17	-	-	-	-	-

Table 8.2 Number of Establishments and Losses and Damages to Tangible Fixed Assets by Type for Wholesale and Retail Trade; Repair of Motor Vehicles and Motorcycles Establishments by Region and Industry Group: Philippines, 2018

(Values are in thousand PhP, except for number of establishments. Details may not add-up to total due to rounding and/or statistical disclosure control.)

Continued

2009 PSIC Code	Region / Industry Description	Number of Establish ments	Losses and Damages				
			Total	Land	Buildings, Other Structures and Land Improvements	Transport Equipment	ICT Machinery and Equipment
		(1)	(2)	(3)	(4)	(5)	(6)
	VI - Western Visayas	9,405	1,560	-	967	593	-
G451	Sale of motor vehicles	121	-	-	-	-	-
G452	Maintenance and repair of motor vehicles	193	586	-	586	-	-
G453	Sale of motor vehicle parts and accessories	216	-	-	-	-	-
G454	Sale, maintenance and repair of motorcycles and related parts and accessories	910	-	-	-	-	-
G461	Wholesale on a fee or contract basis	21	-	-	-	-	-
G462	Wholesale of agricultural raw materials and live animals	148	-	-	-	-	-
G463	Wholesale of food, beverages and tobacco	227	722	-	129	593	-
G464	Wholesale of household goods	350	-	-	-	-	-
G465	Wholesale of machinery, equipment and supplies	79	-	-	-	-	-
G466	Other specialized wholesale	207	-	-	-	-	-
G471	Retail sale in non-specialized stores	933	-	-	-	-	-
G472	Retail sale of food, beverages and tobacco in specialized stores	671	-	-	-	-	-
G473	Retail sale of automotive fuel in specialized stores	426	-	-	-	-	-
G474	Retail sale of information and communications equipment in specialized stores	517	-	-	-	-	-
G475	Retail sale of other household equipment in specialized stores	1,109	-	-	-	-	-
G476	Retail sale of cultural and recreation goods in specialized stores	274	-	-	-	-	-
G477	Retail sale of other goods in specialized stores	2,965	252	-	252	-	-
G479	Retail trade not in stores, stalls or markets	38	-	-	-	-	-
	VII - Central Visayas	11,642	6,341	-	1,360	428	240
G451	Sale of motor vehicles	206	-	-	-	-	-
G452	Maintenance and repair of motor vehicles	272	-	-	-	-	-

Table 8.2 Number of Establishments and Losses and Damages to Tangible Fixed Assets by Type for Wholesale and Retail Trade; Repair of Motor Vehicles and Motorcycles Establishments by Region and Industry Group: Philippines, 2018

(Values are in thousand PhP, except for number of establishments. Details may not add-up to total due to rounding and/or statistical disclosure control.)

Continued							
2009 PSIC Code	Region / Industry Description	Number of Establish- ments	Losses and Damages				
			Total	Land	Buildings, Other Structures and Land Improvements	Transport Equipment	ICT Machinery and Equipment
		(1)	(2)	(3)	(4)	(5)	(6)
G453	Sale of motor vehicle parts and accessories	408	-	-	-	-	-
G454	Sale, maintenance and repair of motorcycles and related parts and accessories	486	-	-	-	-	-
G461	Wholesale on a fee or contract basis	38	-	-	-	-	-
G462	Wholesale of agricultural raw materials and live animals	118	-	-	-	-	-
G463	Wholesale of food, beverages and tobacco	233	-	-	-	-	-
G464	Wholesale of household goods	494	3,759	-	-	-	-
G465	Wholesale of machinery, equipment and supplies	216	167	-	167	-	-
G466	Other specialized wholesale	362	-	-	-	-	-
G469	Non-specialized wholesale trade	8	-	-	-	-	-
G471	Retail sale in non-specialized stores	1,032	1,659	-	820	294	165
G472	Retail sale of food, beverages and tobacco in specialized stores	1,386	-	-	-	-	-
G473	Retail sale of automotive fuel in specialized stores	419	-	-	-	-	-
G474	Retail sale of information and communications equipment in specialized stores	461	-	-	-	-	-
G475	Retail sale of other household equipment in specialized stores	1,676	-	-	-	-	-
G476	Retail sale of cultural and recreation goods in specialized stores	217	-	-	-	-	-
G477	Retail sale of other goods in specialized stores	3,571	755	-	373	134	75
G479	Retail trade not in stores, stalls or markets	41	-	-	-	-	-
VIII - Eastern Visayas		6,429	18,912	-	-	18,577	-
G451	Sale of motor vehicles	70	-	-	-	-	-
G452	Maintenance and repair of motor vehicles	147	-	-	-	-	-
G453	Sale of motor vehicle parts and accessories	221	-	-	-	-	-
G454	Sale, maintenance and repair of motorcycles and related parts and accessories	352	-	-	-	-	-

Table 8.2 Number of Establishments and Losses and Damages to Tangible Fixed Assets by Type for Wholesale and Retail Trade; Repair of Motor Vehicles and Motorcycles Establishments by Region and Industry Group: Philippines, 2018

(Values are in thousand PhP, except for number of establishments. Details may not add-up to total due to rounding and/or statistical disclosure control.)

Continued

2009 PSIC Code	Region / Industry Description	Number of Establish- ments	Losses and Damages				
			Total	Land	Buildings, Other Structures and Land Improvements	Transport Equipment	ICT Machinery and Equipment
		(1)	(2)	(3)	(4)	(5)	(6)
G461	Wholesale on a fee or contract basis	9	-	-	-	-	-
G462	Wholesale of agricultural raw materials and live animals	123	18,912	-	-	18,577	-
G463	Wholesale of food, beverages and tobacco	182	-	-	-	-	-
G464	Wholesale of household goods	213	-	-	-	-	-
G465	Wholesale of machinery, equipment and supplies	82	-	-	-	-	-
G466	Other specialized wholesale	171	-	-	-	-	-
G471	Retail sale in non-specialized stores	448	-	-	-	-	-
G472	Retail sale of food, beverages and tobacco in specialized stores	827	-	-	-	-	-
G473	Retail sale of automotive fuel in specialized stores	402	-	-	-	-	-
G474	Retail sale of information and communications equipment in specialized stores	394	-	-	-	-	-
G475	Retail sale of other household equipment in specialized stores	896	-	-	-	-	-
G476	Retail sale of cultural and recreation goods in specialized stores	249	-	-	-	-	-
G477	Retail sale of other goods in specialized stores	1,643	-	-	-	-	-
IX - Zamboanga Peninsula		7,248	17,166	-	-	16,945	-
G451	Sale of motor vehicles	84	-	-	-	-	-
G452	Maintenance and repair of motor vehicles	76	-	-	-	-	-
G453	Sale of motor vehicle parts and accessories	138	-	-	-	-	-
G454	Sale, maintenance and repair of motorcycles and related parts and accessories	646	-	-	-	-	-
G461	Wholesale on a fee or contract basis	32	-	-	-	-	-
G462	Wholesale of agricultural raw materials and live animals	228	-	-	-	-	-
G463	Wholesale of food, beverages and tobacco	243	-	-	-	-	-
G464	Wholesale of household goods	158	-	-	-	-	-

Table 8.2 Number of Establishments and Losses and Damages to Tangible Fixed Assets by Type for Wholesale and Retail Trade; Repair of Motor Vehicles and Motorcycles Establishments by Region and Industry Group: Philippines, 2018

(Values are in thousand PhP, except for number of establishments. Details may not add-up to total due to rounding and/or statistical disclosure control.)

Continued							
2009 PSIC Code	Region / Industry Description	Number of Establish- ments	Losses and Damages				
			Total	Land	Buildings, Other Structures and Land Improvements	Transport Equipment	ICT Machinery and Equipment
		(1)	(2)	(3)	(4)	(5)	(6)
G465	Wholesale of machinery, equipment and supplies	98	-	-	-	-	-
G466	Other specialized wholesale	195	-	-	-	-	-
G471	Retail sale in non-specialized stores	913	-	-	-	-	-
G472	Retail sale of food, beverages and tobacco in specialized stores	662	-	-	-	-	-
G473	Retail sale of automotive fuel in specialized stores	359	-	-	-	-	-
G474	Retail sale of information and communications equipment in specialized stores	267	-	-	-	-	-
G475	Retail sale of other household equipment in specialized stores	765	17,166	-	-	16,945	-
G476	Retail sale of cultural and recreation goods in specialized stores	113	-	-	-	-	-
G477	Retail sale of other goods in specialized stores	2,263	-	-	-	-	-
G479	Retail trade not in stores, stalls or markets	9	-	-	-	-	-
X - Northern Mindanao		8,063	8,762	436	3,108	3,907	464
G451	Sale of motor vehicles	101	3,475	436	2,233	435	-
G452	Maintenance and repair of motor vehicles	176	-	-	-	-	-
G453	Sale of motor vehicle parts and accessories	274	-	-	-	-	-
G454	Sale, maintenance and repair of motorcycles and related parts and accessories	732	-	-	-	-	-
G461	Wholesale on a fee or contract basis	15	-	-	-	-	-
G462	Wholesale of agricultural raw materials and live animals	123	-	-	-	-	-
G463	Wholesale of food, beverages and tobacco	208	-	-	-	-	-
G464	Wholesale of household goods	253	224	-	-	-	224
G465	Wholesale of machinery, equipment and supplies	107	-	-	-	-	-
G466	Other specialized wholesale	162	629	-	105	413	-
G469	Non-specialized wholesale trade	30	2,933	-	137	2,751	-
G471	Retail sale in non-specialized stores	935	1,023	-	623	309	91

Table 8.2 Number of Establishments and Losses and Damages to Tangible Fixed Assets by Type for Wholesale and Retail Trade; Repair of Motor Vehicles and Motorcycles Establishments by Region and Industry Group: Philippines, 2018

(Values are in thousand PhP, except for number of establishments. Details may not add-up to total due to rounding and/or statistical disclosure control.)

Continued							
2009 PSIC Code	Region / Industry Description	Number of Establish- ments	Losses and Damages				
			Total	Land	Buildings, Other Structures and Land Improvements	Transport Equipment	ICT Machinery and Equipment
		(1)	(2)	(3)	(4)	(5)	(6)
G472	Retail sale of food, beverages and tobacco in specialized stores	775	-	-	-	-	-
G473	Retail sale of automotive fuel in specialized stores	497	-	-	-	-	-
G474	Retail sale of information and communications equipment in specialized stores	569	-	-	-	-	-
G475	Retail sale of other household equipment in specialized stores	622	10	-	10	-	-
G476	Retail sale of cultural and recreation goods in specialized stores	147	-	-	-	-	-
G477	Retail sale of other goods in specialized stores	2,328	467	-	-	-	148
G479	Retail trade not in stores, stalls or markets	9	-	-	-	-	-
XI - Davao Region		8,425	21,993	-	3,922	13,658	1,665
G451	Sale of motor vehicles	118	-	-	-	-	-
G452	Maintenance and repair of motor vehicles	225	-	-	-	-	-
G453	Sale of motor vehicle parts and accessories	357	-	-	-	-	-
G454	Sale, maintenance and repair of motorcycles and related parts and accessories	579	8,949	-	2,575	5,294	505
G461	Wholesale on a fee or contract basis	74	-	-	-	-	-
G462	Wholesale of agricultural raw materials and live animals	157	239	-	-	176	63
463	Wholesale of food, beverages and tobacco	238	10,315	-	1,008	6,275	1,019
G464	Wholesale of household goods	332	-	-	-	-	-
G465	Wholesale of machinery, equipment and supplies	82	-	-	-	-	-
G466	Other specialized wholesale	266	1,150	-	-	1,102	-
G469	Non-specialized wholesale trade	9	-	-	-	-	-
G471	Retail sale in non-specialized stores	628	500	-	-	500	-
G472	Retail sale of food, beverages and tobacco in specialized stores	561	-	-	-	-	-
G473	Retail sale of automotive fuel in specialized stores	464	231	-	-	231	-

Table 8.2 Number of Establishments and Losses and Damages to Tangible Fixed Assets by Type for Wholesale and Retail Trade; Repair of Motor Vehicles and Motorcycles Establishments by Region and Industry Group: Philippines, 2018

(Values are in thousand PhP, except for number of establishments. Details may not add-up to total due to rounding and/or statistical disclosure control.)

Continued							
2009 PSIC Code	Region / Industry Description	Number of Establish- ments	Losses and Damages				
			Total	Land	Buildings, Other Structures and Land Improvements	Transport Equipment	ICT Machinery and Equipment
		(1)	(2)	(3)	(4)	(5)	(6)
G474	Retail sale of information and communications equipment in specialized stores	558	-	-	-	-	-
G475	Retail sale of other household equipment in specialized stores	584	-	-	-	-	-
G476	Retail sale of cultural and recreation goods in specialized stores	181	-	-	-	-	-
G477	Retail sale of other goods in specialized stores	2,994	609	-	339	81	79
G479	Retail trade not in stores, stalls or markets	21	-	-	-	-	-
XII - SOCCSKSARGEN		7,783	476	-	192	-	-
G451	Sale of motor vehicles	68	-	-	-	-	-
G452	Maintenance and repair of motor vehicles	221	-	-	-	-	-
G453	Sale of motor vehicle parts and accessories	305	-	-	-	-	-
G454	Sale, maintenance and repair of motorcycles and related parts and accessories	460	-	-	-	-	-
G461	Wholesale on a fee or contract basis	53	284	-	192	-	-
G462	Wholesale of agricultural raw materials and live animals	192	-	-	-	-	-
G463	Wholesale of food, beverages and tobacco	179	-	-	-	-	-
G464	Wholesale of household goods	251	-	-	-	-	-
G465	Wholesale of machinery, equipment and supplies	113	-	-	-	-	-
G466	Other specialized wholesale	130	-	-	-	-	-
G471	Retail sale in non-specialized stores	652	-	-	-	-	-
G472	Retail sale of food, beverages and tobacco in specialized stores	778	-	-	-	-	-
G473	Retail sale of automotive fuel in specialized stores	447	-	-	-	-	-
G474	Retail sale of information and communications equipment in specialized stores	834	-	-	-	-	-
G475	Retail sale of other household equipment in specialized stores	1,031	193	-	-	-	-
G476	Retail sale of cultural and recreation goods in specialized stores	248	-	-	-	-	-

Table 8.2 Number of Establishments and Losses and Damages to Tangible Fixed Assets by Type for Wholesale and Retail Trade; Repair of Motor Vehicles and Motorcycles Establishments by Region and Industry Group: Philippines, 2018

(Values are in thousand PhP, except for number of establishments. Details may not add-up to total due to rounding and/or statistical disclosure control.)

Continued							
2009 PSIC Code	Region / Industry Description	Number of Establish- ments	Losses and Damages				
			Total	Land	Buildings, Other Structures and Land Improvements	Transport Equipment	ICT Machinery and Equipment
		(1)	(2)	(3)	(4)	(5)	(6)
G477	Retail sale of other goods in specialized stores	1,804	-	-	-	-	-
G479	Retail trade not in stores, stalls or markets	15	-	-	-	-	-
	XIII - Caraga	5,390	8,941	-	3,358	3,950	460
G451	Sale of motor vehicles	27	-	-	-	-	-
G452	Maintenance and repair of motor vehicles	80	-	-	-	-	-
G453	Sale of motor vehicle parts and accessories	138	-	-	-	-	-
G454	Sale, maintenance and repair of motorcycles and related parts and accessories	586	-	-	-	-	-
G461	Wholesale on a fee or contract basis	S	S	S	S	S	S
G462	Wholesale of agricultural raw materials and live animals	158	-	-	-	-	-
G463	Wholesale of food, beverages and tobacco	100	-	-	-	-	-
G464	Wholesale of household goods	133	-	-	-	-	-
G465	Wholesale of machinery, equipment and supplies	75	-	-	-	-	-
G466	Other specialized wholesale	107	-	-	-	-	-
G471	Retail sale in non-specialized stores	847	3,245	-	720	1,360	-
G472	Retail sale of food, beverages and tobacco in specialized stores	448	-	-	-	-	-
G473	Retail sale of automotive fuel in specialized stores	253	-	-	-	-	-
G474	Retail sale of information and communications equipment in specialized stores	304	-	-	-	-	-
G475	Retail sale of other household equipment in specialized stores	475	-	-	-	-	-
G476	Retail sale of cultural and recreation goods in specialized stores	140	-	-	-	-	-
G477	Retail sale of other goods in specialized stores	1,508	5,696	-	2,638	2,590	460
G479	Retail trade not in stores, stalls or markets	S	S	S	S	S	S

Table 8.2 Number of Establishments and Losses and Damages to Tangible Fixed Assets by Type for Wholesale and Retail Trade; Repair of Motor Vehicles and Motorcycles Establishments by Region and Industry Group: Philippines, 2018

(Values are in thousand PhP, except for number of establishments. Details may not add-up to total due to rounding and/or statistical disclosure control.)

Continued

2009 PSIC Code	Region / Industry Description	Number of Establish ments	Losses and Damages				
			Total	Land	Buildings, Other Structures and Land Improvements	Transport Equipment	ICT Machinery and Equipment
		(1)	(2)	(3)	(4)	(5)	(6)
	Autonomous Region in Muslim Mindanao	1,984	-	-	-	-	-
G451	Sale of motor vehicles	11	-	-	-	-	-
G453	Sale of motor vehicle parts and accessories	106	-	-	-	-	-
G454	Sale, maintenance and repair of motorcycles and related parts and accessories	144	-	-	-	-	-
G462	Wholesale of agricultural raw materials and live animals	64	-	-	-	-	-
G463	Wholesale of food, beverages and tobacco	51	-	-	-	-	-
G464	Wholesale of household goods	22	-	-	-	-	-
G465	Wholesale of machinery, equipment and supplies	19	-	-	-	-	-
G466	Other specialized wholesale	39	-	-	-	-	-
G471	Retail sale in non-specialized stores	260	-	-	-	-	-
G472	Retail sale of food, beverages and tobacco in specialized stores	134	-	-	-	-	-
G473	Retail sale of automotive fuel in specialized stores	91	-	-	-	-	-
G474	Retail sale of information and communications equipment in specialized stores	71	-	-	-	-	-
G475	Retail sale of other household equipment in specialized stores	60	-	-	-	-	-
G476	Retail sale of cultural and recreation goods in specialized stores	30	-	-	-	-	-
G477	Retail sale of other goods in specialized stores	871	-	-	-	-	-
G479	Retail trade not in stores, stalls or markets	11	-	-	-	-	-

Table 8.2 Number of Establishments and Losses and Damages to Tangible Fixed Assets by Type for Wholesale and Retail Trade; Repair of Motor Vehicles and Motorcycles Establishments by Region and Industry Group: Philippines, 2018

(Values are in thousand PhP, except for number of establishments. Details may not add-up to total due to rounding and/or statistical disclosure control.)

2009 PSIC Code	Region / Industry Description	Losses and Damages				
		Specialized Industrial Machineries	General Machinery and Equipment	Other Machinery and Equipment	Valuables	Other Tangible Fixed Assets
		(7)	(8)	(9)	(10)	(11)
	Philippines	641,780	31,574	438	335	27,507
G451	Sale of motor vehicles	13,433	-	-	248	12,729
G452	Maintenance and repair of motor vehicles	-	1,755	-	-	-
G453	Sale of motor vehicle parts and accessories	47	-	-	-	44
G454	Sale, maintenance and repair of motorcycles and related parts and accessories	-	-	-	-	575
G461	Wholesale on a fee or contract basis	74	19	-	-	41
G462	Wholesale of agricultural raw materials and live animals	-	-	335	-	-
G463	Wholesale of food, beverages and tobacco	2,013	577	-	-	-
G464	Wholesale of household goods	278,959	105	87	87	4,166
G465	Wholesale of machinery, equipment and supplies	345,375	6,315	-	-	7,021
G466	Other specialized wholesale	185	839	-	-	473
G469	Non-specialized wholesale trade	-	-	-	-	46
G471	Retail sale in non-specialized stores	-	6,216	-	-	299
G472	Retail sale of food, beverages and tobacco in specialized stores	-	7,348	-	-	583
G473	Retail sale of automotive fuel in specialized stores	-	7,430	-	-	724
G474	Retail sale of information and communications equipment in specialized stores	1,647	-	-	-	6
G475	Retail sale of other household equipment in specialized stores	46	324	16	-	685
G476	Retail sale of cultural and recreation goods in specialized stores	-	-	-	-	-
G477	Retail sale of other goods in specialized stores	2	498	-	-	115
G479	Retail trade not in stores, stalls or markets	-	147	-	-	-
	National Capital Region	624,692	14,210	87	87	7,315
G451	Sale of motor vehicles	-	-	-	-	-
G452	Maintenance and repair of motor vehicles	-	-	-	-	-

Table 8.2 Number of Establishments and Losses and Damages to Tangible Fixed Assets by Type for Wholesale and Retail Trade; Repair of Motor Vehicles and Motorcycles Establishments by Region and Industry Group: Philippines, 2018

(Values are in thousand PhP, except for number of establishments. Details may not add-up to total due to rounding and/or statistical disclosure control.)

2009 PSIC Code	Region / Industry Description	Losses and Damages				
		Specialized Industrial Machineries	General Machinery and Equipment	Other Machinery and Equipment	Valuables	Other Tangible Fixed Assets
		(7)	(8)	(9)	(10)	(11)
G453	Sale of motor vehicle parts and accessories	47	-	-	-	44
G454	Sale, maintenance and repair of motorcycles and related parts and accessories	-	-	-	-	-
G461	Wholesale on a fee or contract basis	20	19	-	-	3
G462	Wholesale of agricultural raw materials and live animals	-	-	-	-	-
G463	Wholesale of food, beverages and tobacco	-	553	-	-	-
G464	Wholesale of household goods	277,434	105	87	87	270
G465	Wholesale of machinery, equipment and supplies	345,375	3,921	-	-	6,041
G466	Other specialized wholesale	185	68	-	-	193
G469	Non-specialized wholesale trade	-	-	-	-	-
G471	Retail sale in non-specialized stores	-	4,936	-	-	34
G472	Retail sale of food, beverages and tobacco in specialized stores	-	-	-	-	-
G473	Retail sale of automotive fuel in specialized stores	-	4,290	-	-	724
G474	Retail sale of information and communications equipment in specialized stores	1,632	-	-	-	-
G475	Retail sale of other household equipment in specialized stores	-	169	-	-	7
G476	Retail sale of cultural and recreation goods in specialized stores	-	-	-	-	-
G477	Retail sale of other goods in specialized stores	-	-	-	-	-
G479	Retail trade not in stores, stalls or markets	-	147	-	-	-
	Cordillera Administrative Region	16	-	-	-	25
G451	Sale of motor vehicles	-	-	-	-	-
G452	Maintenance and repair of motor vehicles	-	-	-	-	-
G453	Sale of motor vehicle parts and accessories	-	-	-	-	-
G454	Sale, maintenance and repair of motorcycles and related parts and accessories	-	-	-	-	-

Table 8.2 Number of Establishments and Losses and Damages to Tangible Fixed Assets by Type for Wholesale and Retail Trade; Repair of Motor Vehicles and Motorcycles Establishments by Region and Industry Group: Philippines, 2018

(Values are in thousand PhP, except for number of establishments. Details may not add-up to total due to rounding and/or statistical disclosure control.)

2009 PSIC Code	Region / Industry Description	Losses and Damages				
		Specialized Industrial Machineries	General Machinery and Equipment	Other Machinery and Equipment	Valuables	Other Tangible Fixed Assets
		(7)	(8)	(9)	(10)	(11)
G461	Wholesale on a fee or contract basis	-	-	-	-	-
G462	Wholesale of agricultural raw materials and live animals	-	-	-	-	-
G463	Wholesale of food, beverages and tobacco	-	-	-	-	-
G464	Wholesale of household goods	-	-	-	-	-
G465	Wholesale of machinery, equipment and supplies	-	-	-	-	-
G466	Other specialized wholesale	-	-	-	-	-
G471	Retail sale in non-specialized stores	-	-	-	-	-
G472	Retail sale of food, beverages and tobacco in specialized stores	-	-	-	-	-
G473	Retail sale of automotive fuel in specialized stores	-	-	-	-	-
G474	Retail sale of information and communications equipment in specialized stores	16	-	-	-	6
G475	Retail sale of other household equipment in specialized stores	-	-	-	-	19
G476	Retail sale of cultural and recreation goods in specialized stores	-	-	-	-	-
G477	Retail sale of other goods in specialized stores	-	-	-	-	-
G479	Retail trade not in stores, stalls or markets	-	-	-	-	-
	I - Ilocos Region	-	-	-	-	386
G451	Sale of motor vehicles	-	-	-	-	-
G452	Maintenance and repair of motor vehicles	-	-	-	-	-
G453	Sale of motor vehicle parts and accessories	-	-	-	-	-
G454	Sale, maintenance and repair of motorcycles and related parts and accessories	-	-	-	-	-
G462	Wholesale of agricultural raw materials and live animals	-	-	-	-	-
G463	Wholesale of food, beverages and tobacco	-	-	-	-	-
G464	Wholesale of household goods	-	-	-	-	-

Table 8.2 Number of Establishments and Losses and Damages to Tangible Fixed Assets by Type for Wholesale and Retail Trade; Repair of Motor Vehicles and Motorcycles Establishments by Region and Industry Group: Philippines, 2018

(Values are in thousand PhP, except for number of establishments. Details may not add-up to total due to rounding and/or statistical disclosure control.)

Continued

2009 PSIC Code	Region / Industry Description	Losses and Damages				
		Specialized Industrial Machineries	General Machinery and Equipment	Other Machinery and Equipment	Valuables	Other Tangible Fixed Assets
		(7)	(8)	(9)	(10)	(11)
G465	Wholesale of machinery, equipment and supplies	-	-	-	-	-
G466	Other specialized wholesale	-	-	-	-	144
G469	Non-specialized wholesale trade	-	-	-	-	-
G471	Retail sale in non-specialized stores	-	-	-	-	-
G472	Retail sale of food, beverages and tobacco in specialized stores	-	-	-	-	-
G473	Retail sale of automotive fuel in specialized stores	-	-	-	-	-
G474	Retail sale of information and communications equipment in specialized stores	-	-	-	-	-
G475	Retail sale of other household equipment in specialized stores	-	-	-	-	242
G476	Retail sale of cultural and recreation goods in specialized stores	-	-	-	-	-
G477	Retail sale of other goods in specialized stores	-	-	-	-	-
G479	Retail trade not in stores, stalls or markets	-	-	-	-	-
II - Cagayan Valley		-	-	-	-	-
G451	Sale of motor vehicles	-	-	-	-	-
G452	Maintenance and repair of motor vehicles	-	-	-	-	-
G453	Sale of motor vehicle parts and accessories	-	-	-	-	-
G454	Sale, maintenance and repair of motorcycles and related parts and accessories	-	-	-	-	-
G462	Wholesale of agricultural raw materials and live animals	-	-	-	-	-
G463	Wholesale of food, beverages and tobacco	-	-	-	-	-
G464	Wholesale of household goods	-	-	-	-	-
G465	Wholesale of machinery, equipment and supplies	-	-	-	-	-
G466	Other specialized wholesale	-	-	-	-	-
G471	Retail sale in non-specialized stores	-	-	-	-	-

Table 8.2 Number of Establishments and Losses and Damages to Tangible Fixed Assets by Type for Wholesale and Retail Trade; Repair of Motor Vehicles and Motorcycles Establishments by Region and Industry Group: Philippines, 2018

(Values are in thousand PhP, except for number of establishments. Details may not add-up to total due to rounding and/or statistical disclosure control.)

2009 PSIC Code	Region / Industry Description	Losses and Damages				
		Specialized Industrial Machineries	General Machinery and Equipment	Other Machinery and Equipment	Valuables	Other Tangible Fixed Assets
		(7)	(8)	(9)	(10)	(11)
G472	Retail sale of food, beverages and tobacco in specialized stores	-	-	-	-	-
G473	Retail sale of automotive fuel in specialized stores	-	-	-	-	-
G474	Retail sale of information and communications equipment in specialized stores	-	-	-	-	-
G475	Retail sale of other household equipment in specialized stores	-	-	-	-	-
G476	Retail sale of cultural and recreation goods in specialized stores	-	-	-	-	-
G477	Retail sale of other goods in specialized stores	-	-	-	-	-
G479	Retail trade not in stores, stalls or markets	-	-	-	-	-
	III - Central Luzon	1,525	8,744	-	-	949
G451	Sale of motor vehicles	-	-	-	-	-
G452	Maintenance and repair of motor vehicles	-	-	-	-	-
G453	Sale of motor vehicle parts and accessories	-	-	-	-	-
G454	Sale, maintenance and repair of motorcycles and related parts and accessories	-	-	-	-	-
G461	Wholesale on a fee or contract basis	-	-	-	-	-
G462	Wholesale of agricultural raw materials and live animals	-	-	-	-	-
G463	Wholesale of food, beverages and tobacco	-	24	-	-	-
G464	Wholesale of household goods	1,525	-	-	-	137
G465	Wholesale of machinery, equipment and supplies	-	1,372	-	-	229
G466	Other specialized wholesale	-	-	-	-	-
G469	Non-specialized wholesale trade	-	-	-	-	-
G471	Retail sale in non-specialized stores	-	-	-	-	-
G472	Retail sale of food, beverages and tobacco in specialized stores	-	7,348	-	-	583
G473	Retail sale of automotive fuel in specialized stores	-	-	-	-	-

Table 8.2 Number of Establishments and Losses and Damages to Tangible Fixed Assets by Type for Wholesale and Retail Trade; Repair of Motor Vehicles and Motorcycles Establishments by Region and Industry Group: Philippines, 2018

(Values are in thousand PhP, except for number of establishments. Details may not add-up to total due to rounding and/or statistical disclosure control.)

2009 PSIC Code	Region / Industry Description	Losses and Damages				
		Specialized Industrial Machineries	General Machinery and Equipment	Other Machinery and Equipment	Valuables	Other Tangible Fixed Assets
		(7)	(8)	(9)	(10)	(11)
G474	Retail sale of information and communications equipment in specialized stores	-	-	-	-	-
G475	Retail sale of other household equipment in specialized stores	-	-	-	-	-
G476	Retail sale of cultural and recreation goods in specialized stores	-	-	-	-	-
G477	Retail sale of other goods in specialized stores	-	-	-	-	-
G479	Retail trade not in stores, stalls or markets	-	-	-	-	-
	IVA - CALABARZON	13,309	4,161	-	-	13,487
G451	Sale of motor vehicles	13,309	-	-	-	12,729
G452	Maintenance and repair of motor vehicles	-	-	-	-	-
G453	Sale of motor vehicle parts and accessories	-	-	-	-	-
G454	Sale, maintenance and repair of motorcycles and related parts and accessories	-	-	-	-	-
G461	Wholesale on a fee or contract basis	-	-	-	-	-
G462	Wholesale of agricultural raw materials and live animals	-	-	-	-	-
G463	Wholesale of food, beverages and tobacco	-	-	-	-	-
G464	Wholesale of household goods	-	-	-	-	-
G465	Wholesale of machinery, equipment and supplies	-	1,022	-	-	751
G466	Other specialized wholesale	-	-	-	-	-
G469	Non-specialized wholesale trade	-	-	-	-	-
G471	Retail sale in non-specialized stores	-	-	-	-	-
G472	Retail sale of food, beverages and tobacco in specialized stores	-	-	-	-	-
G473	Retail sale of automotive fuel in specialized stores	-	3,139	-	-	-
G474	Retail sale of information and communications equipment in specialized stores	-	-	-	-	-
G475	Retail sale of other household equipment in specialized stores	-	-	-	-	3

Table 8.2 Number of Establishments and Losses and Damages to Tangible Fixed Assets by Type for Wholesale and Retail Trade; Repair of Motor Vehicles and Motorcycles Establishments by Region and Industry Group: Philippines, 2018

(Values are in thousand PhP, except for number of establishments. Details may not add-up to total due to rounding and/or statistical disclosure control.)

2009 PSIC Code	Region / Industry Description	Losses and Damages				
		Specialized Industrial Machineries	General Machinery and Equipment	Other Machinery and Equipment	Valuables	Other Tangible Fixed Assets
		(7)	(8)	(9)	(10)	(11)
G476	Retail sale of cultural and recreation goods in specialized stores	-	-	-	-	-
G477	Retail sale of other goods in specialized stores	-	-	-	-	4
G479	Retail trade not in stores, stalls or markets	-	-	-	-	-
	MIMAROPA	-	223	-	-	-
G451	Sale of motor vehicles	-	-	-	-	-
G452	Maintenance and repair of motor vehicles	-	223	-	-	-
G453	Sale of motor vehicle parts and accessories	-	-	-	-	-
G454	Sale, maintenance and repair of motorcycles and related parts and accessories	-	-	-	-	-
G461	Wholesale on a fee or contract basis	S	S	S	S	S
G462	Wholesale of agricultural raw materials and live animals	-	-	-	-	-
G463	Wholesale of food, beverages and tobacco	-	-	-	-	-
G464	Wholesale of household goods	-	-	-	-	-
G465	Wholesale of machinery, equipment and supplies	-	-	-	-	-
G466	Other specialized wholesale	-	-	-	-	-
G471	Retail sale in non-specialized stores	-	-	-	-	-
G472	Retail sale of food, beverages and tobacco in specialized stores	-	-	-	-	-
G473	Retail sale of automotive fuel in specialized stores	-	-	-	-	-
G474	Retail sale of information and communications equipment in specialized stores	-	-	-	-	-
G475	Retail sale of other household equipment in specialized stores	-	-	-	-	-
G476	Retail sale of cultural and recreation goods in specialized stores	-	-	-	-	-
G477	Retail sale of other goods in specialized stores	-	-	-	-	-
G479	Retail trade not in stores, stalls or markets	S	S	S	S	S

Continued

Table 8.2 Number of Establishments and Losses and Damages to Tangible Fixed Assets by Type for Wholesale and Retail Trade; Repair of Motor Vehicles and Motorcycles Establishments by Region and Industry Group: Philippines, 2018

(Values are in thousand PhP, except for number of establishments. Details may not add-up to total due to rounding and/or statistical disclosure control.)

2009 PSIC Code	Region / Industry Description	Losses and Damages				
		Specialized Industrial Machineries	General Machinery and Equipment	Other Machinery and Equipment	Valuables	Other Tangible Fixed Assets
		(7)	(8)	(9)	(10)	(11)
	V - Bicol Region	46	2,434	16	-	-
G451	Sale of motor vehicles	-	-	-	-	-
G452	Maintenance and repair of motor vehicles	-	1,533	-	-	-
G453	Sale of motor vehicle parts and accessories	-	-	-	-	-
G454	Sale, maintenance and repair of motorcycles and related parts and accessories	-	-	-	-	-
G461	Wholesale on a fee or contract basis	-	-	-	-	-
G462	Wholesale of agricultural raw materials and live animals	-	-	-	-	-
G463	Wholesale of food, beverages and tobacco	-	-	-	-	-
G464	Wholesale of household goods	-	-	-	-	-
G465	Wholesale of machinery, equipment and supplies	-	-	-	-	-
G466	Other specialized wholesale	-	747	-	-	-
G471	Retail sale in non-specialized stores	-	-	-	-	-
G472	Retail sale of food, beverages and tobacco in specialized stores	-	-	-	-	-
G473	Retail sale of automotive fuel in specialized stores	-	-	-	-	-
G474	Retail sale of information and communications equipment in specialized stores	-	-	-	-	-
G475	Retail sale of other household equipment in specialized stores	46	154	16	-	-
G476	Retail sale of cultural and recreation goods in specialized stores	-	-	-	-	-
G477	Retail sale of other goods in specialized stores	-	-	-	-	-
G479	Retail trade not in stores, stalls or markets	-	-	-	-	-
	VI - Western Visayas	-	-	-	-	-
G451	Sale of motor vehicles	-	-	-	-	-
G452	Maintenance and repair of motor vehicles	-	-	-	-	-

Table 8.2 Number of Establishments and Losses and Damages to Tangible Fixed Assets by Type for Wholesale and Retail Trade; Repair of Motor Vehicles and Motorcycles Establishments by Region and Industry Group: Philippines, 2018

(Values are in thousand PhP, except for number of establishments. Details may not add-up to total due to rounding and/or statistical disclosure control.)

2009 PSIC Code	Region / Industry Description	Losses and Damages				
		Specialized Industrial Machineries	General Machinery and Equipment	Other Machinery and Equipment	Valuables	Other Tangible Fixed Assets
		(7)	(8)	(9)	(10)	(11)
G453	Sale of motor vehicle parts and accessories	-	-	-	-	-
G454	Sale, maintenance and repair of motorcycles and related parts and accessories	-	-	-	-	-
G461	Wholesale on a fee or contract basis	-	-	-	-	-
G462	Wholesale of agricultural raw materials and live animals	-	-	-	-	-
G463	Wholesale of food, beverages and tobacco	-	-	-	-	-
G464	Wholesale of household goods	-	-	-	-	-
G465	Wholesale of machinery, equipment and supplies	-	-	-	-	-
G466	Other specialized wholesale	-	-	-	-	-
G471	Retail sale in non-specialized stores	-	-	-	-	-
G472	Retail sale of food, beverages and tobacco in specialized stores	-	-	-	-	-
G473	Retail sale of automotive fuel in specialized stores	-	-	-	-	-
G474	Retail sale of information and communications equipment in specialized stores	-	-	-	-	-
G475	Retail sale of other household equipment in specialized stores	-	-	-	-	-
G476	Retail sale of cultural and recreation goods in specialized stores	-	-	-	-	-
G477	Retail sale of other goods in specialized stores	-	-	-	-	-
G479	Retail trade not in stores, stalls or markets	-	-	-	-	-
	VII - Central Visayas	-	553	-	-	3,759
G451	Sale of motor vehicles	-	-	-	-	-
G452	Maintenance and repair of motor vehicles	-	-	-	-	-
G453	Sale of motor vehicle parts and accessories	-	-	-	-	-
G454	Sale, maintenance and repair of motorcycles and related parts and accessories	-	-	-	-	-
G461	Wholesale on a fee or contract basis	-	-	-	-	-

Table 8.2 Number of Establishments and Losses and Damages to Tangible Fixed Assets by Type for Wholesale and Retail Trade; Repair of Motor Vehicles and Motorcycles Establishments by Region and Industry Group: Philippines, 2018

(Values are in thousand PhP, except for number of establishments. Details may not add-up to total due to rounding and/or statistical disclosure control.)

2009 PSIC Code	Region / Industry Description	Losses and Damages				
		Specialized Industrial Machineries	General Machinery and Equipment	Other Machinery and Equipment	Valuables	Other Tangible Fixed Assets
		(7)	(8)	(9)	(10)	(11)
G462	Wholesale of agricultural raw materials and live animals	-	-	-	-	-
G463	Wholesale of food, beverages and tobacco	-	-	-	-	-
G464	Wholesale of household goods	-	-	-	-	3,759
G465	Wholesale of machinery, equipment and supplies	-	-	-	-	-
G466	Other specialized wholesale	-	-	-	-	-
G469	Non-specialized wholesale trade	-	-	-	-	-
G471	Retail sale in non-specialized stores	-	380	-	-	-
G472	Retail sale of food, beverages and tobacco in specialized stores	-	-	-	-	-
G473	Retail sale of automotive fuel in specialized stores	-	-	-	-	-
G474	Retail sale of information and communications equipment in specialized stores	-	-	-	-	-
G475	Retail sale of other household equipment in specialized stores	-	-	-	-	-
G476	Retail sale of cultural and recreation goods in specialized stores	-	-	-	-	-
G477	Retail sale of other goods in specialized stores	-	173	-	-	-
G479	Retail trade not in stores, stalls or markets	-	-	-	-	-
	VIII - Eastern Visayas	-	-	335	-	-
G451	Sale of motor vehicles	-	-	-	-	-
G452	Maintenance and repair of motor vehicles	-	-	-	-	-
G453	Sale of motor vehicle parts and accessories	-	-	-	-	-
G454	Sale, maintenance and repair of motorcycles and related parts and accessories	-	-	-	-	-
G461	Wholesale on a fee or contract basis	-	-	-	-	-
G462	Wholesale of agricultural raw materials and live animals	-	-	335	-	-
G463	Wholesale of food, beverages and tobacco	-	-	-	-	-

Table 8.2 Number of Establishments and Losses and Damages to Tangible Fixed Assets by Type for Wholesale and Retail Trade; Repair of Motor Vehicles and Motorcycles Establishments by Region and Industry Group: Philippines, 2018

(Values are in thousand PhP, except for number of establishments. Details may not add-up to total due to rounding and/or statistical disclosure control.)

2009 PSIC Code	Region / Industry Description	Losses and Damages				
		Specialized Industrial Machineries	General Machinery and Equipment	Other Machinery and Equipment	Valuables	Other Tangible Fixed Assets
		(7)	(8)	(9)	(10)	(11)
G464	Wholesale of household goods	-	-	-	-	-
G465	Wholesale of machinery, equipment and supplies	-	-	-	-	-
G466	Other specialized wholesale	-	-	-	-	-
G471	Retail sale in non-specialized stores	-	-	-	-	-
G472	Retail sale of food, beverages and tobacco in specialized stores	-	-	-	-	-
G473	Retail sale of automotive fuel in specialized stores	-	-	-	-	-
G474	Retail sale of information and communications equipment in specialized stores	-	-	-	-	-
G475	Retail sale of other household equipment in specialized stores	-	-	-	-	-
G476	Retail sale of cultural and recreation goods in specialized stores	-	-	-	-	-
G477	Retail sale of other goods in specialized stores	-	-	-	-	-
IX - Zamboanga Peninsula		-	-	-	-	222
G451	Sale of motor vehicles	-	-	-	-	-
G452	Maintenance and repair of motor vehicles	-	-	-	-	-
G453	Sale of motor vehicle parts and accessories	-	-	-	-	-
G454	Sale, maintenance and repair of motorcycles and related parts and accessories	-	-	-	-	-
G461	Wholesale on a fee or contract basis	-	-	-	-	-
G462	Wholesale of agricultural raw materials and live animals	-	-	-	-	-
G463	Wholesale of food, beverages and tobacco	-	-	-	-	-
G464	Wholesale of household goods	-	-	-	-	-
G465	Wholesale of machinery, equipment and supplies	-	-	-	-	-
G466	Other specialized wholesale	-	-	-	-	-
G471	Retail sale in non-specialized stores	-	-	-	-	-
G472	Retail sale of food, beverages and tobacco in specialized stores	-	-	-	-	-

Table 8.2 Number of Establishments and Losses and Damages to Tangible Fixed Assets by Type for Wholesale and Retail Trade; Repair of Motor Vehicles and Motorcycles Establishments by Region and Industry Group: Philippines, 2018

(Values are in thousand PhP, except for number of establishments. Details may not add-up to total due to rounding and/or statistical disclosure control.)

2009 PSIC Code	Region / Industry Description	Losses and Damages				
		Specialized Industrial Machineries	General Machinery and Equipment	Other Machinery and Equipment	Valuables	Other Tangible Fixed Assets
		(7)	(8)	(9)	(10)	(11)
G473	Retail sale of automotive fuel in specialized stores	-	-	-	-	-
G474	Retail sale of information and communications equipment in specialized stores	-	-	-	-	-
G475	Retail sale of other household equipment in specialized stores	-	-	-	-	222
G476	Retail sale of cultural and recreation goods in specialized stores	-	-	-	-	-
G477	Retail sale of other goods in specialized stores	-	-	-	-	-
G479	Retail trade not in stores, stalls or markets	-	-	-	-	-
	X - Northern Mindanao	123	319	-	248	157
G451	Sale of motor vehicles	123	-	-	248	-
G452	Maintenance and repair of motor vehicles	-	-	-	-	-
G453	Sale of motor vehicle parts and accessories	-	-	-	-	-
G454	Sale, maintenance and repair of motorcycles and related parts and accessories	-	-	-	-	-
G461	Wholesale on a fee or contract basis	-	-	-	-	-
G462	Wholesale of agricultural raw materials and live animals	-	-	-	-	-
G463	Wholesale of food, beverages and tobacco	-	-	-	-	-
G464	Wholesale of household goods	-	-	-	-	-
G465	Wholesale of machinery, equipment and supplies	-	-	-	-	-
G466	Other specialized wholesale	-	-	-	-	111
G469	Non-specialized wholesale trade	-	-	-	-	46
G471	Retail sale in non-specialized stores	-	-	-	-	-
G472	Retail sale of food, beverages and tobacco in specialized stores	-	-	-	-	-
G473	Retail sale of automotive fuel in specialized stores	-	-	-	-	-
G474	Retail sale of information and communications equipment in specialized stores	-	-	-	-	-
G475	Retail sale of other household equipment in specialized stores	-	-	-	-	-

Table 8.2 Number of Establishments and Losses and Damages to Tangible Fixed Assets by Type for Wholesale and Retail Trade; Repair of Motor Vehicles and Motorcycles Establishments by Region and Industry Group: Philippines, 2018

(Values are in thousand PhP, except for number of establishments. Details may not add-up to total due to rounding and/or statistical disclosure control.)

2009 PSIC Code	Region / Industry Description	Losses and Damages				
		Specialized Industrial Machineries	General Machinery and Equipment	Other Machinery and Equipment	Valuables	Other Tangible Fixed Assets
		(7)	(8)	(9)	(10)	(11)
G476	Retail sale of cultural and recreation goods in specialized stores	-	-	-	-	-
G477	Retail sale of other goods in specialized stores	-	319	-	-	-
G479	Retail trade not in stores, stalls or markets	-	-	-	-	-
	XI - Davao Region	2,013	24	-	-	710
G451	Sale of motor vehicles	-	-	-	-	-
G452	Maintenance and repair of motor vehicles	-	-	-	-	-
G453	Sale of motor vehicle parts and accessories	-	-	-	-	-
G454	Sale, maintenance and repair of motorcycles and related parts and accessories	-	-	-	-	575
G461	Wholesale on a fee or contract basis	-	-	-	-	-
G462	Wholesale of agricultural raw materials and live animals	-	-	-	-	-
G463	Wholesale of food, beverages and tobacco	2,013	-	-	-	-
G464	Wholesale of household goods	-	-	-	-	-
G465	Wholesale of machinery, equipment and supplies	-	-	-	-	-
G466	Other specialized wholesale	-	24	-	-	24
G469	Non-specialized wholesale trade	-	-	-	-	-
G471	Retail sale in non-specialized stores	-	-	-	-	-
G472	Retail sale of food, beverages and tobacco in specialized stores	-	-	-	-	-
G473	Retail sale of automotive fuel in specialized stores	-	-	-	-	-
G474	Retail sale of information and communications equipment in specialized stores	-	-	-	-	-
G475	Retail sale of other household equipment in specialized stores	-	-	-	-	-
G476	Retail sale of cultural and recreation goods in specialized stores	-	-	-	-	-
G477	Retail sale of other goods in specialized stores	-	-	-	-	111
G479	Retail trade not in stores, stalls or markets	-	-	-	-	-

Continued

Table 8.2 Number of Establishments and Losses and Damages to Tangible Fixed Assets by Type for Wholesale and Retail Trade; Repair of Motor Vehicles and Motorcycles Establishments by Region and Industry Group: Philippines, 2018

(Values are in thousand PhP, except for number of establishments. Details may not add-up to total due to rounding and/or statistical disclosure control.)

2009 PSIC Code	Region / Industry Description	Losses and Damages				
		Specialized Industrial Machineries	General Machinery and Equipment	Other Machinery and Equipment	Valuables	Other Tangible Fixed Assets
		(7)	(8)	(9)	(10)	(11)
	XII - SOCCSKSARGEN	54	-	-	-	231
G451	Sale of motor vehicles	-	-	-	-	-
G452	Maintenance and repair of motor vehicles	-	-	-	-	-
G453	Sale of motor vehicle parts and accessories	-	-	-	-	-
G454	Sale, maintenance and repair of motorcycles and related parts and accessories	-	-	-	-	-
G461	Wholesale on a fee or contract basis	54	-	-	-	38
G462	Wholesale of agricultural raw materials and live animals	-	-	-	-	-
G463	Wholesale of food, beverages and tobacco	-	-	-	-	-
G464	Wholesale of household goods	-	-	-	-	-
G465	Wholesale of machinery, equipment and supplies	-	-	-	-	-
G466	Other specialized wholesale	-	-	-	-	-
G471	Retail sale in non-specialized stores	-	-	-	-	-
G472	Retail sale of food, beverages and tobacco in specialized stores	-	-	-	-	-
G473	Retail sale of automotive fuel in specialized stores	-	-	-	-	-
G474	Retail sale of information and communications equipment in specialized stores	-	-	-	-	-
G475	Retail sale of other household equipment in specialized stores	-	-	-	-	193
G476	Retail sale of cultural and recreation goods in specialized stores	-	-	-	-	-
G477	Retail sale of other goods in specialized stores	-	-	-	-	-
G479	Retail trade not in stores, stalls or markets	-	-	-	-	-
	XIII - Caraga	2	906	-	-	265
G451	Sale of motor vehicles	-	-	-	-	-
G452	Maintenance and repair of motor vehicles	-	-	-	-	-
G453	Sale of motor vehicle parts and accessories	-	-	-	-	-

Table 8.2 Number of Establishments and Losses and Damages to Tangible Fixed Assets by Type for Wholesale and Retail Trade; Repair of Motor Vehicles and Motorcycles Establishments by Region and Industry Group: Philippines, 2018

(Values are in thousand PhP, except for number of establishments. Details may not add-up to total due to rounding and/or statistical disclosure control.)

2009 PSIC Code	Region / Industry Description	Losses and Damages				
		Specialized Industrial Machineries	General Machinery and Equipment	Other Machinery and Equipment	Valuables	Other Tangible Fixed Assets
		(7)	(8)	(9)	(10)	(11)
G454	Sale, maintenance and repair of motorcycles and related parts and accessories	-	-	-	-	-
G461	Wholesale on a fee or contract basis	S	S	S	S	S
G462	Wholesale of agricultural raw materials and live animals	-	-	-	-	-
G463	Wholesale of food, beverages and tobacco	-	-	-	-	-
G464	Wholesale of household goods	-	-	-	-	-
G465	Wholesale of machinery, equipment and supplies	-	-	-	-	-
G466	Other specialized wholesale	-	-	-	-	-
G471	Retail sale in non-specialized stores	-	900	-	-	265
G472	Retail sale of food, beverages and tobacco in specialized stores	-	-	-	-	-
G473	Retail sale of automotive fuel in specialized stores	-	-	-	-	-
G474	Retail sale of information and communications equipment in specialized stores	-	-	-	-	-
G475	Retail sale of other household equipment in specialized stores	-	-	-	-	-
G476	Retail sale of cultural and recreation goods in specialized stores	-	-	-	-	-
G477	Retail sale of other goods in specialized stores	-	-	-	-	-
G479	Retail trade not in stores, stalls or markets	S	S	S	S	S
	Autonomous Region in Muslim Mindanao	-	-	-	-	-
G451	Sale of motor vehicles	-	-	-	-	-
G453	Sale of motor vehicle parts and accessories	-	-	-	-	-
G454	Sale, maintenance and repair of motorcycles and related parts and accessories	-	-	-	-	-
G462	Wholesale of agricultural raw materials and live animals	-	-	-	-	-
G463	Wholesale of food, beverages and tobacco	-	-	-	-	-
G464	Wholesale of household goods	-	-	-	-	-
G465	Wholesale of machinery, equipment and supplies	-	-	-	-	-

Table 8.2 Number of Establishments and Losses and Damages to Tangible Fixed Assets by Type for Wholesale and Retail Trade; Repair of Motor Vehicles and Motorcycles Establishments by Region and Industry Group: Philippines, 2018

(Values are in thousand PhP, except for number of establishments. Details may not add-up to total due to rounding and/or statistical disclosure control.)

2009 PSIC Code	Region / Industry Description	Losses and Damages				
		Specialized Industrial Machineries	General Machinery and Equipment	Other Machinery and Equipment	Valuables	Other Tangible Fixed Assets
		(7)	(8)	(9)	(10)	(11)
G466	Other specialized wholesale	-	-	-	-	-
G471	Retail sale in non-specialized stores	-	-	-	-	-
G472	Retail sale of food, beverages and tobacco in specialized stores	-	-	-	-	-
G473	Retail sale of automotive fuel in specialized stores	-	-	-	-	-
G474	Retail sale of information and communications equipment in specialized stores	-	-	-	-	-
G475	Retail sale of other household equipment in specialized stores	-	-	-	-	-
G476	Retail sale of cultural and recreation goods in specialized stores	-	-	-	-	-
G477	Retail sale of other goods in specialized stores	-	-	-	-	-
G479	Retail trade not in stores, stalls or markets	-	-	-	-	-

Note: "-" - Zero Value

S - Suppressed Data

Source: Philippine Statistics Authority, 2018 Census of Philippine Business and Industry

Table 9 Number of Establishments and Book Value of Tangible Fixed Assets by Type for Wholesale and Retail Trade; Repair of Motor Vehicles and Motorcycles Establishments by Region and Industry Group: Philippines, 2018*(Values are in thousand PhP, except for number of establishments. Details may not add-up to total due to rounding and/or statistical disclosure control.)*

2009 PSIC Code	Region / Industry Description	Number of Establishments	Book Value of Tangible Fixed Assets as of 31 December 2018		
			Total	Land	Buildings, Other Structures and Land Improvements
		(1)	(2)	(3)	(4)
Philippines		137,674	792,384,497	144,934,140	286,616,095
G451	Sale of motor vehicles	1,595	36,208,829	8,849,351	17,425,624
G452	Maintenance and repair of motor vehicles	2,991	6,115,591	997,079	2,398,298
G453	Sale of motor vehicle parts and accessories	4,837	21,186,663	6,959,443	6,974,586
G454	Sale, maintenance and repair of motorcycles and related parts and accessories	8,501	22,818,845	5,655,983	11,160,184
G461	Wholesale on a fee or contract basis	518	14,233,481	5,201,456	4,666,280
G462	Wholesale of agricultural raw materials and live animals	2,430	16,557,761	3,497,206	4,976,829
G463	Wholesale of food, beverages and tobacco	3,508	39,647,026	6,380,396	10,912,795
G464	Wholesale of household goods	6,370	46,156,761	7,803,017	15,398,714
G465	Wholesale of machinery, equipment and supplies	2,810	25,326,212	5,017,435	7,091,855
G466	Other specialized wholesale	4,173	85,530,957	17,404,531	26,483,492
G469	Non-specialized wholesale trade	93	1,587,160	192,325	261,924
G471	Retail sale in non-specialized stores	13,478	100,962,981	13,003,636	46,901,960
G472	Retail sale of food, beverages and tobacco in specialized stores	11,793	75,916,227	6,432,779	33,570,124
G473	Retail sale of automotive fuel in specialized stores	7,074	75,113,997	11,957,195	18,966,706
G474	Retail sale of information and communications equipment in specialized stores	6,782	12,792,608	1,995,476	6,703,374
G475	Retail sale of other household equipment in specialized stores	17,389	74,948,514	15,836,198	23,308,914
G476	Retail sale of cultural and recreation goods in specialized stores	3,374	7,880,702	2,011,637	2,634,418
G477	Retail sale of other goods in specialized stores	39,585	128,542,162	25,690,313	46,451,679
G479	Retail trade not in stores, stalls or markets	373	858,021	48,683	328,339
National Capital Region		21,366	238,793,304	48,120,015	87,973,337
G451	Sale of motor vehicles	279	13,693,429	3,900,137	6,781,811
G452	Maintenance and repair of motor vehicles	387	832,663	115,166	328,326

Continued

Table 9 Number of Establishments and Book Value of Tangible Fixed Assets by Type for Wholesale and Retail Trade; Repair of Motor Vehicles and Motorcycles Establishments by Region and Industry Group: Philippines, 2018

(Values are in thousand PhP, except for number of establishments. Details may not add-up to total due to rounding and/or statistical disclosure control.)

Continued					
2009 PSIC Code	Region / Industry Description	Number of Establishments	Book Value of Tangible Fixed Assets as of 31 December 2018		
			Total	Land	Buildings, Other Structures and Land Improvements
		(1)	(2)	(3)	(4)
G453	Sale of motor vehicle parts and accessories	688	6,097,815	1,727,999	2,179,299
G454	Sale, maintenance and repair of motorcycles and related parts and accessories	556	739,104	98,720	164,280
G461	Wholesale on a fee or contract basis	170	1,442,017	195,112	553,221
G462	Wholesale of agricultural raw materials and live animals	217	2,182,052	284,990	599,169
G463	Wholesale of food, beverages and tobacco	563	8,167,788	2,816,739	2,158,114
G464	Wholesale of household goods	2,144	20,644,967	4,868,286	5,168,303
G465	Wholesale of machinery, equipment and supplies	1,189	17,075,470	3,759,137	5,536,509
G466	Other specialized wholesale	1,043	35,927,262	6,381,263	13,794,798
G469	Non-specialized wholesale trade	28	198,122	44,305	95,037
G471	Retail sale in non-specialized stores	1,344	23,382,569	1,572,005	10,199,499
G472	Retail sale of food, beverages and tobacco in specialized stores	941	7,417,462	2,662,249	2,736,417
G473	Retail sale of automotive fuel in specialized stores	619	15,106,752	2,459,247	4,262,727
G474	Retail sale of information and communications equipment in specialized stores	770	5,230,746	240,048	3,841,646
G475	Retail sale of other household equipment in specialized stores	2,746	17,106,583	3,212,827	7,193,850
G476	Retail sale of cultural and recreation goods in specialized stores	539	2,879,696	338,427	788,197
G477	Retail sale of other goods in specialized stores	7,048	60,129,882	13,432,983	21,347,726
G479	Retail trade not in stores, stalls or markets	96	538,924	10,376	244,409
	Cordillera Administrative Region	4,683	9,454,634	1,894,817	4,127,009
G451	Sale of motor vehicles	37	325,120	11,918	245,398
G452	Maintenance and repair of motor vehicles	130	313,835	17,019	181,286
G453	Sale of motor vehicle parts and accessories	188	171,402	23,913	39,062
G454	Sale, maintenance and repair of motorcycles and related parts and accessories	293	59,437	650	1,870
G461	Wholesale on a fee or contract basis	12	24,582	87	1,921

Table 9 Number of Establishments and Book Value of Tangible Fixed Assets by Type for Wholesale and Retail Trade; Repair of Motor Vehicles and Motorcycles Establishments by Region and Industry Group: Philippines, 2018

(Values are in thousand PhP, except for number of establishments. Details may not add-up to total due to rounding and/or statistical disclosure control.)

Continued

Continued

2009 PSIC Code	Region / Industry Description	Number of Establishments	Book Value of Tangible Fixed Assets as of 31 December 2018		
			Total	Land	Buildings, Other Structures and Land Improvements
			(1)	(2)	(3)
G462	Wholesale of agricultural raw materials and live animals	74	370,562	159,454	78,292
G463	Wholesale of food, beverages and tobacco	126	206,091	24,031	65,065
G464	Wholesale of household goods	144	671,844	249,129	226,347
G465	Wholesale of machinery, equipment and supplies	41	71,624	5,935	54,733
G466	Other specialized wholesale	97	677,019	124,878	403,241
G471	Retail sale in non-specialized stores	376	1,189,584	74,717	740,730
G472	Retail sale of food, beverages and tobacco in specialized stores	391	968,168	87,966	777,469
G473	Retail sale of automotive fuel in specialized stores	346	1,587,959	597,661	597,331
G474	Retail sale of information and communications equipment in specialized stores	312	572,106	-	1,497
G475	Retail sale of other household equipment in specialized stores	820	1,594,205	469,862	568,626
G476	Retail sale of cultural and recreation goods in specialized stores	110	134,677	8,208	47,424
G477	Retail sale of other goods in specialized stores	1,161	436,809	28,261	86,717
G479	Retail trade not in stores, stalls or markets	24	79,612	11,129	10,000
I - Ilocos Region		5,820	18,107,960	2,818,516	7,080,109
G451	Sale of motor vehicles	72	554,218	105,175	273,250
G452	Maintenance and repair of motor vehicles	159	167,989	32,227	59,179
G453	Sale of motor vehicle parts and accessories	354	230,948	88,393	64,923
G454	Sale, maintenance and repair of motorcycles and related parts and accessories	285	138,030	10,279	35,266
G462	Wholesale of agricultural raw materials and live animals	91	546,355	75,849	300,587
G463	Wholesale of food, beverages and tobacco	157	1,392,324	79,353	535,338
G464	Wholesale of household goods	273	180,629	34,105	63,356
G465	Wholesale of machinery, equipment and supplies	108	127,374	12,495	48,498
G466	Other specialized wholesale	244	788,988	160,264	201,106
G469	Non-specialized wholesale trade	5	2,506	-	654

Table 9 Number of Establishments and Book Value of Tangible Fixed Assets by Type for Wholesale and Retail Trade; Repair of Motor Vehicles and Motorcycles Establishments by Region and Industry Group: Philippines, 2018

(Values are in thousand PhP, except for number of establishments. Details may not add-up to total due to rounding and/or statistical disclosure control.)

Continued					
2009 PSIC Code	Region / Industry Description	Number of Establishments	Book Value of Tangible Fixed Assets as of 31 December 2018		
			Total	Land	Buildings, Other Structures and Land Improvements
		(1)	(2)	(3)	(4)
G471	Retail sale in non-specialized stores	793	4,227,847	338,038	2,325,569
G472	Retail sale of food, beverages and tobacco in specialized stores	525	1,296,543	26,221	343,887
G473	Retail sale of automotive fuel in specialized stores	294	2,658,629	490,558	655,382
G474	Retail sale of information and communications equipment in specialized stores	350	52,336	-	7,350
G475	Retail sale of other household equipment in specialized stores	815	2,932,646	1,091,314	809,599
G476	Retail sale of cultural and recreation goods in specialized stores	110	219,913	42,624	144,725
G477	Retail sale of other goods in specialized stores	1,173	2,573,076	217,570	1,209,427
G479	Retail trade not in stores, stalls or markets	10	17,607	14,051	2,014
	II - Cagayan Valley	5,470	30,698,555	7,296,709	9,900,636
G451	Sale of motor vehicles	68	555,777	87,286	310,140
G452	Maintenance and repair of motor vehicles	152	97,106	12,286	13,524
G453	Sale of motor vehicle parts and accessories	261	1,322,079	496,657	398,050
G454	Sale, maintenance and repair of motorcycles and related parts and accessories	365	303,311	65,169	144,510
G462	Wholesale of agricultural raw materials and live animals	162	4,682,117	1,367,075	1,603,499
G463	Wholesale of food, beverages and tobacco	87	1,025,386	254,242	225,876
G464	Wholesale of household goods	305	475,798	41,809	145,922
G465	Wholesale of machinery, equipment and supplies	69	184,152	62,442	38,679
G466	Other specialized wholesale	183	1,468,680	395,258	476,042
G471	Retail sale in non-specialized stores	337	1,896,286	576,931	661,742
G472	Retail sale of food, beverages and tobacco in specialized stores	669	835,572	105,231	33,131
G473	Retail sale of automotive fuel in specialized stores	358	4,750,406	825,150	2,705,739
G474	Retail sale of information and communications equipment in specialized stores	390	133,375	42,098	19,615
G475	Retail sale of other household equipment in specialized stores	705	9,399,646	1,616,209	2,196,161

Table 9 Number of Establishments and Book Value of Tangible Fixed Assets by Type for Wholesale and Retail Trade; Repair of Motor Vehicles and Motorcycles Establishments by Region and Industry Group: Philippines, 2018

(Values are in thousand PhP, except for number of establishments. Details may not add-up to total due to rounding and/or statistical disclosure control.)

Continued

2009 PSIC Code	Region / Industry Description	Number of Establishments	Book Value of Tangible Fixed Assets as of 31 December 2018		
			Total	Land	Buildings, Other Structures and Land Improvements
		(1)	(2)	(3)	(4)
G476	Retail sale of cultural and recreation goods in specialized stores	199	221,487	72,895	99,398
G477	Retail sale of other goods in specialized stores	1,151	3,347,167	1,275,971	828,608
G479	Retail trade not in stores, stalls or markets	9	209	-	-
	III - Central Luzon	10,554	60,692,396	6,636,277	22,948,331
G451	Sale of motor vehicles	176	3,158,803	623,003	1,898,482
G452	Maintenance and repair of motor vehicles	233	843,276	41,364	569,771
G453	Sale of motor vehicle parts and accessories	331	1,899,108	579,418	579,926
G454	Sale, maintenance and repair of motorcycles and related parts and accessories	502	177,615	32,596	68,920
G461	Wholesale on a fee or contract basis	15	107,709	49,119	34,978
G462	Wholesale of agricultural raw materials and live animals	222	774,029	184,829	187,814
G463	Wholesale of food, beverages and tobacco	273	9,457,289	265,252	627,602
G464	Wholesale of household goods	466	12,468,317	242,710	5,318,623
G465	Wholesale of machinery, equipment and supplies	161	460,336	57,169	161,300
G466	Other specialized wholesale	362	2,358,005	570,977	894,280
G469	Non-specialized wholesale trade	5	40,503	9,000	18,238
G471	Retail sale in non-specialized stores	1,222	11,532,238	861,394	5,695,317
G472	Retail sale of food, beverages and tobacco in specialized stores	650	1,903,288	319,009	1,105,812
G473	Retail sale of automotive fuel in specialized stores	671	3,611,222	849,802	1,216,349
G474	Retail sale of information and communications equipment in specialized stores	183	161,117	86,147	24,756
G475	Retail sale of other household equipment in specialized stores	1,435	7,475,297	1,448,476	2,676,151
G476	Retail sale of cultural and recreation goods in specialized stores	259	269,375	9,870	194,053
G477	Retail sale of other goods in specialized stores	3,376	3,993,143	406,142	1,675,961
G479	Retail trade not in stores, stalls or markets	12	1,725	-	-

Table 9 Number of Establishments and Book Value of Tangible Fixed Assets by Type for Wholesale and Retail Trade; Repair of Motor Vehicles and Motorcycles Establishments by Region and Industry Group: Philippines, 2018

(Values are in thousand PhP, except for number of establishments. Details may not add-up to total due to rounding and/or statistical disclosure control.)

Continued

Continued

2009 PSIC Code	Region / Industry Description	Number of Establishments	Book Value of Tangible Fixed Assets as of 31 December 2018		
			Total	Land	Buildings, Other Structures and Land Improvements
		(1)	(2)	(3)	(4)
IVA - CALABARZON		12,537	81,238,259	8,196,799	32,706,476
G451	Sale of motor vehicles	105	4,209,440	827,587	2,324,072
G452	Maintenance and repair of motor vehicles	254	780,522	157,826	317,445
G453	Sale of motor vehicle parts and accessories	463	1,980,664	811,976	529,206
G454	Sale, maintenance and repair of motorcycles and related parts and accessories	665	6,980,135	46,613	4,998,790
G461	Wholesale on a fee or contract basis	48	684,936	244,156	272,504
G462	Wholesale of agricultural raw materials and live animals	120	334,852	62,321	123,411
G463	Wholesale of food, beverages and tobacco	292	3,565,556	501,947	1,540,989
G464	Wholesale of household goods	349	2,925,487	232,111	1,273,309
G465	Wholesale of machinery, equipment and supplies	154	3,182,627	177,719	428,866
G466	Other specialized wholesale	356	3,706,799	339,239	752,618
G469	Non-specialized wholesale trade	9	5,053	2,352	537
G471	Retail sale in non-specialized stores	1,855	15,767,523	1,105,833	7,230,399
G472	Retail sale of food, beverages and tobacco in specialized stores	1,477	1,006,546	256,978	230,365
G473	Retail sale of automotive fuel in specialized stores	788	13,294,445	1,242,867	2,202,951
G474	Retail sale of information and communications equipment in specialized stores	341	106,218	-	45,926
G475	Retail sale of other household equipment in specialized stores	2,207	7,789,268	1,486,013	2,161,596
G476	Retail sale of cultural and recreation goods in specialized stores	317	822,753	83,875	480,621
G477	Retail sale of other goods in specialized stores	2,698	14,061,050	610,286	7,785,762
G479	Retail trade not in stores, stalls or markets	38	34,384	7,099	7,108
MIMAROPA		4,931	16,974,060	5,034,914	6,132,165
G451	Sale of motor vehicles	16	324,272	19,918	230,146
G452	Maintenance and repair of motor vehicles	102	449,995	101,999	149,715

Table 9 Number of Establishments and Book Value of Tangible Fixed Assets by Type for Wholesale and Retail Trade; Repair of Motor Vehicles and Motorcycles Establishments by Region and Industry Group: Philippines, 2018

(Values are in thousand PhP, except for number of establishments. Details may not add-up to total due to rounding and/or statistical disclosure control.)

Continued

Continued

2009 PSIC Code	Region / Industry Description	Number of Establishments	Book Value of Tangible Fixed Assets as of 31 December 2018		
			Total	Land	Buildings, Other Structures and Land Improvements
		(1)	(2)	(3)	(4)
G453	Sale of motor vehicle parts and accessories	195	164,292	59,879	46,208
G454	Sale, maintenance and repair of motorcycles and related parts and accessories	609	411,265	13,323	239,636
G461	Wholesale on a fee or contract basis	S	S	S	S
G462	Wholesale of agricultural raw materials and live animals	121	1,315,258	339,855	439,702
G463	Wholesale of food, beverages and tobacco	123	947,387	195,832	429,799
G464	Wholesale of household goods	202	53,767	12,989	15,862
G465	Wholesale of machinery, equipment and supplies	77	100,965	25,557	39,937
G466	Other specialized wholesale	111	1,952,958	199,996	333,615
G471	Retail sale in non-specialized stores	422	1,346,877	205,692	808,944
G472	Retail sale of food, beverages and tobacco in specialized stores	296	178,709	21,689	111,771
G473	Retail sale of automotive fuel in specialized stores	307	2,104,844	842,964	726,755
G474	Retail sale of information and communications equipment in specialized stores	289	420,641	126,556	265,792
G475	Retail sale of other household equipment in specialized stores	631	1,671,161	613,840	596,440
G476	Retail sale of cultural and recreation goods in specialized stores	105	39,636	7,553	6,799
G477	Retail sale of other goods in specialized stores	1,313	5,472,018	2,247,082	1,689,633
G479	Retail trade not in stores, stalls or markets	S	S	S	S
V - Bicol Region		5,944	12,263,466	2,375,625	3,972,750
G451	Sale of motor vehicles	38	618,164	85,300	259,574
G452	Maintenance and repair of motor vehicles	185	135,423	9,052	72,979
G453	Sale of motor vehicle parts and accessories	195	144,157	24,249	35,940
G454	Sale, maintenance and repair of motorcycles and related parts and accessories	331	118,897	30,208	40,210
G461	Wholesale on a fee or contract basis	27	260,730	136,658	68,366
G462	Wholesale of agricultural raw materials and live animals	111	783,832	187,606	435,422

Table 9 Number of Establishments and Book Value of Tangible Fixed Assets by Type for Wholesale and Retail Trade; Repair of Motor Vehicles and Motorcycles Establishments by Region and Industry Group: Philippines, 2018*(Values are in thousand PhP, except for number of establishments. Details may not add-up to total due to rounding and/or statistical disclosure control.)**Continued*

Continued

2009 PSIC Code	Region / Industry Description	Number of Establishments	Book Value of Tangible Fixed Assets as of 31 December 2018		
			Total	Land	Buildings, Other Structures and Land Improvements
		(1)	(2)	(3)	(4)
G463	Wholesale of food, beverages and tobacco	227	1,549,640	187,400	322,394
G464	Wholesale of household goods	282	307,474	31,379	107,021
G465	Wholesale of machinery, equipment and supplies	139	238,638	29,866	82,195
G466	Other specialized wholesale	137	712,965	35,145	199,351
G471	Retail sale in non-specialized stores	481	1,590,332	481,846	514,657
G472	Retail sale of food, beverages and tobacco in specialized stores	602	512,772	81,924	134,456
G473	Retail sale of automotive fuel in specialized stores	333	1,711,911	544,756	364,849
G474	Retail sale of information and communications equipment in specialized stores	173	88,667	20,198	38,318
G475	Retail sale of other household equipment in specialized stores	810	1,620,930	284,985	555,080
G476	Retail sale of cultural and recreation goods in specialized stores	136	234,186	58,534	142,995
G477	Retail sale of other goods in specialized stores	1,719	1,619,668	142,808	597,349
G479	Retail trade not in stores, stalls or markets	17	15,079	3,710	1,595
VI - Western Visayas		9,405	40,854,494	8,752,801	15,165,726
G451	Sale of motor vehicles	121	1,213,721	363,265	510,691
G452	Maintenance and repair of motor vehicles	193	235,661	57,816	88,666
G453	Sale of motor vehicle parts and accessories	216	463,357	248,573	134,355
G454	Sale, maintenance and repair of motorcycles and related parts and accessories	910	3,145,677	1,487,329	913,859
G461	Wholesale on a fee or contract basis	21	135,091	14,397	35,830
G462	Wholesale of agricultural raw materials and live animals	148	459,656	68,775	215,164
G463	Wholesale of food, beverages and tobacco	227	2,169,473	695,888	650,910
G464	Wholesale of household goods	350	1,925,536	319,670	1,026,334
G465	Wholesale of machinery, equipment and supplies	79	243,998	21,935	60,596
G466	Other specialized wholesale	207	7,549,847	2,333,847	1,876,705
G471	Retail sale in non-specialized stores	933	5,446,624	1,048,684	2,589,886

Table 9 Number of Establishments and Book Value of Tangible Fixed Assets by Type for Wholesale and Retail Trade; Repair of Motor Vehicles and Motorcycles Establishments by Region and Industry Group: Philippines, 2018

(Values are in thousand PhP, except for number of establishments. Details may not add-up to total due to rounding and/or statistical disclosure control.)

Continued

Continued

2009 PSIC Code	Region / Industry Description	Number of Establishments	Book Value of Tangible Fixed Assets as of 31 December 2018		
			Total	Land	Buildings, Other Structures and Land Improvements
		(1)	(2)	(3)	(4)
G472	Retail sale of food, beverages and tobacco in specialized stores	671	7,628,638	370,437	3,481,825
G473	Retail sale of automotive fuel in specialized stores	426	1,544,328	330,795	808,516
G474	Retail sale of information and communications equipment in specialized stores	517	469,554	98,288	206,544
G475	Retail sale of other household equipment in specialized stores	1,109	3,477,971	743,820	917,702
G476	Retail sale of cultural and recreation goods in specialized stores	274	685,909	226,769	207,682
G477	Retail sale of other goods in specialized stores	2,965	4,035,663	322,514	1,429,431
G479	Retail trade not in stores, stalls or markets	38	23,790	-	11,029
	VII - Central Visayas	11,642	52,155,391	9,576,884	17,904,702
G451	Sale of motor vehicles	206	3,915,525	666,307	2,446,538
G452	Maintenance and repair of motor vehicles	272	513,820	148,652	95,590
G453	Sale of motor vehicle parts and accessories	408	1,693,724	803,637	503,059
G454	Sale, maintenance and repair of motorcycles and related parts and accessories	486	779,564	148,093	169,112
G461	Wholesale on a fee or contract basis	38	209,958	29,774	126,555
G462	Wholesale of agricultural raw materials and live animals	118	209,040	36,278	98,440
G463	Wholesale of food, beverages and tobacco	233	2,957,610	245,674	1,397,564
G464	Wholesale of household goods	494	1,322,076	339,050	399,855
G465	Wholesale of machinery, equipment and supplies	216	1,430,811	573,573	150,480
G466	Other specialized wholesale	362	7,752,020	532,687	971,343
G469	Non-specialized wholesale trade	8	83,155	36,218	23,119
G471	Retail sale in non-specialized stores	1,032	10,455,046	1,988,369	4,895,322
G472	Retail sale of food, beverages and tobacco in specialized stores	1,386	1,118,859	141,222	517,279
G473	Retail sale of automotive fuel in specialized stores	419	2,526,120	331,933	589,946
G474	Retail sale of information and communications equipment in specialized stores	461	1,177,826	478,284	416,046

Table 9 Number of Establishments and Book Value of Tangible Fixed Assets by Type for Wholesale and Retail Trade; Repair of Motor Vehicles and Motorcycles Establishments by Region and Industry Group: Philippines, 2018*(Values are in thousand PhP, except for number of establishments. Details may not add-up to total due to rounding and/or statistical disclosure control.)*

Continued					
2009 PSIC Code	Region / Industry Description	Number of Establishments	Book Value of Tangible Fixed Assets as of 31 December 2018		
			Total	Land	Buildings, Other Structures and Land Improvements
		(1)	(2)	(3)	(4)
G475	Retail sale of other household equipment in specialized stores	1,676	7,347,791	1,612,435	1,451,406
G476	Retail sale of cultural and recreation goods in specialized stores	217	450,504	141,441	159,508
G477	Retail sale of other goods in specialized stores	3,571	8,168,575	1,323,257	3,476,198
G479	Retail trade not in stores, stalls or markets	41	43,365	-	17,340
	VIII - Eastern Visayas	6,429	31,444,109	5,552,909	6,057,825
G451	Sale of motor vehicles	70	1,070,890	162,398	471,437
G452	Maintenance and repair of motor vehicles	147	260,047	162,473	51,907
G453	Sale of motor vehicle parts and accessories	221	1,319,010	116,272	204,744
G454	Sale, maintenance and repair of motorcycles and related parts and accessories	352	252,038	114,960	51,803
G461	Wholesale on a fee or contract basis	9	2,090	-	-
G462	Wholesale of agricultural raw materials and live animals	123	564,324	193,292	112,891
G463	Wholesale of food, beverages and tobacco	182	735,610	187,311	217,935
G464	Wholesale of household goods	213	390,872	72,606	116,614
G465	Wholesale of machinery, equipment and supplies	82	51,885	14,914	24,786
G466	Other specialized wholesale	171	3,857,000	2,147,791	782,875
G471	Retail sale in non-specialized stores	448	1,400,650	351,656	645,279
G472	Retail sale of food, beverages and tobacco in specialized stores	827	282,797	9,158	158,044
G473	Retail sale of automotive fuel in specialized stores	402	16,581,488	1,343,061	1,813,777
G474	Retail sale of information and communications equipment in specialized stores	394	307,477	-	207,391
G475	Retail sale of other household equipment in specialized stores	896	2,623,028	448,197	560,586
G476	Retail sale of cultural and recreation goods in specialized stores	249	361,695	56,147	106,023
G477	Retail sale of other goods in specialized stores	1,643	1,383,208	172,674	531,733

Table 9 Number of Establishments and Book Value of Tangible Fixed Assets by Type for Wholesale and Retail Trade; Repair of Motor Vehicles and Motorcycles Establishments by Region and Industry Group: Philippines, 2018

(Values are in thousand PhP, except for number of establishments. Details may not add-up to total due to rounding and/or statistical disclosure control.)

Continued

2009 PSIC Code	Region / Industry Description	Number of Establishments	Book Value of Tangible Fixed Assets as of 31 December 2018		
			Total	Land	Buildings, Other Structures and Land Improvements
		(1)	(2)	(3)	(4)
IX - Zamboanga Peninsula		7,248	39,268,659	6,263,211	15,725,267
G451	Sale of motor vehicles	84	876,462	652,674	124,665
G452	Maintenance and repair of motor vehicles	76	181,985	38,599	62,375
G453	Sale of motor vehicle parts and accessories	138	825,341	195,480	584,757
G454	Sale, maintenance and repair of motorcycles and related parts and accessories	646	4,276,684	1,870,231	1,401,401
G461	Wholesale on a fee or contract basis	32	99,012	11,090	8,307
G462	Wholesale of agricultural raw materials and live animals	228	603,242	99,029	149,468
G463	Wholesale of food, beverages and tobacco	243	1,196,465	133,205	445,218
G464	Wholesale of household goods	158	928,171	373,862	266,525
G465	Wholesale of machinery, equipment and supplies	98	134,312	3,849	17,008
G466	Other specialized wholesale	195	863,280	143,066	113,320
G471	Retail sale in non-specialized stores	913	2,209,028	679,376	1,018,037
G472	Retail sale of food, beverages and tobacco in specialized stores	662	22,252,138	981,416	10,272,850
G473	Retail sale of automotive fuel in specialized stores	359	1,476,167	311,299	272,195
G474	Retail sale of information and communications equipment in specialized stores	267	260,474	20,370	55,056
G475	Retail sale of other household equipment in specialized stores	765	1,459,940	400,954	395,375
G476	Retail sale of cultural and recreation goods in specialized stores	113	21,264	1,022	5,081
G477	Retail sale of other goods in specialized stores	2,263	1,601,942	347,689	533,630
G479	Retail trade not in stores, stalls or markets	9	2,753	-	-
X - Northern Mindanao		8,063	52,530,136	9,190,132	16,897,888
G451	Sale of motor vehicles	101	3,041,936	870,215	500,527
G452	Maintenance and repair of motor vehicles	176	245,764	11,985	43,898
G453	Sale of motor vehicle parts and accessories	274	2,897,880	955,174	1,230,067

Table 9 Number of Establishments and Book Value of Tangible Fixed Assets by Type for Wholesale and Retail Trade; Repair of Motor Vehicles and Motorcycles Establishments by Region and Industry Group: Philippines, 2018

(Values are in thousand PhP, except for number of establishments. Details may not add-up to total due to rounding and/or statistical disclosure control.)

Continued					
2009 PSIC Code	Region / Industry Description	Number of Establishments	Book Value of Tangible Fixed Assets as of 31 December 2018		
			Total	Land	Buildings, Other Structures and Land Improvements
		(1)	(2)	(3)	(4)
G454	Sale, maintenance and repair of motorcycles and related parts and accessories	732	417,416	68,642	210,419
G461	Wholesale on a fee or contract basis	15	48,112	16,947	6,907
G462	Wholesale of agricultural raw materials and live animals	123	1,737,396	45,458	99,384
G463	Wholesale of food, beverages and tobacco	208	1,462,507	138,407	605,173
G464	Wholesale of household goods	253	980,251	142,602	290,678
G465	Wholesale of machinery, equipment and supplies	107	161,774	25,926	65,572
G466	Other specialized wholesale	162	10,532,856	2,375,497	4,357,134
G469	Non-specialized wholesale trade	30	1,251,929	95,955	124,339
G471	Retail sale in non-specialized stores	935	5,990,689	983,396	2,256,760
G472	Retail sale of food, beverages and tobacco in specialized stores	775	7,268,685	369,793	3,193,933
G473	Retail sale of automotive fuel in specialized stores	497	3,778,176	748,115	935,106
G474	Retail sale of information and communications equipment in specialized stores	569	887,876	69,812	258,170
G475	Retail sale of other household equipment in specialized stores	622	3,860,801	992,410	1,619,049
G476	Retail sale of cultural and recreation goods in specialized stores	147	209,515	24,982	90,417
G477	Retail sale of other goods in specialized stores	2,328	7,755,987	1,254,814	1,010,356
G479	Retail trade not in stores, stalls or markets	9	586	-	-
XI - Davao Region		8,425	46,976,186	13,187,529	17,111,160
G451	Sale of motor vehicles	118	1,917,697	387,867	538,342
G452	Maintenance and repair of motor vehicles	225	526,739	64,951	120,117
G453	Sale of motor vehicle parts and accessories	357	637,401	275,954	46,101
G454	Sale, maintenance and repair of motorcycles and related parts and accessories	579	3,786,020	1,107,025	2,321,728
G461	Wholesale on a fee or contract basis	74	11,021,552	4,494,660	3,479,458
G462	Wholesale of agricultural raw materials and live animals	157	526,599	113,858	161,834

Table 9 Number of Establishments and Book Value of Tangible Fixed Assets by Type for Wholesale and Retail Trade; Repair of Motor Vehicles and Motorcycles Establishments by Region and Industry Group: Philippines, 2018

(Values are in thousand PhP, except for number of establishments. Details may not add-up to total due to rounding and/or statistical disclosure control.)

Continued

Continued

2009 PSIC Code	Region / Industry Description	Number of Establishments	Book Value of Tangible Fixed Assets as of 31 December 2018		
			Total	Land	Buildings, Other Structures and Land Improvements
			(1)	(2)	(3)
G463	Wholesale of food, beverages and tobacco	238	3,142,985	322,770	1,123,037
G464	Wholesale of household goods	332	1,275,974	292,434	551,069
G465	Wholesale of machinery, equipment and supplies	82	1,261,289	42,814	307,968
G466	Other specialized wholesale	266	4,207,796	1,402,252	1,064,540
G469	Non-specialized wholesale trade	9	5,891	4,495	-
G471	Retail sale in non-specialized stores	628	9,065,855	1,607,788	4,307,242
G472	Retail sale of food, beverages and tobacco in specialized stores	561	332,599	94,304	17,707
G473	Retail sale of automotive fuel in specialized stores	464	1,354,663	304,595	466,001
G474	Retail sale of information and communications equipment in specialized stores	558	2,551,283	791,854	1,236,644
G475	Retail sale of other household equipment in specialized stores	584	2,370,273	678,553	637,382
G476	Retail sale of cultural and recreation goods in specialized stores	181	957,088	821,069	93,622
G477	Retail sale of other goods in specialized stores	2,994	1,997,683	380,114	615,336
G479	Retail trade not in stores, stalls or markets	21	36,798	175	23,033
XII - SOCCSKSARGEN		7,783	50,419,774	7,576,914	19,623,909
G451	Sale of motor vehicles	68	480,165	49,639	338,513
G452	Maintenance and repair of motor vehicles	221	192,055	2,938	136,720
G453	Sale of motor vehicle parts and accessories	305	947,882	293,902	349,315
G454	Sale, maintenance and repair of motorcycles and related parts and accessories	460	296,104	97,394	75,922
G461	Wholesale on a fee or contract basis	53	146,660	9,456	64,317
G462	Wholesale of agricultural raw materials and live animals	192	1,005,305	179,044	281,719
G463	Wholesale of food, beverages and tobacco	179	772,770	127,908	298,711
G464	Wholesale of household goods	251	1,456,809	524,733	380,640
G465	Wholesale of machinery, equipment and supplies	113	466,030	187,617	54,606
G466	Other specialized wholesale	130	1,625,801	140,989	157,224

Table 9 Number of Establishments and Book Value of Tangible Fixed Assets by Type for Wholesale and Retail Trade; Repair of Motor Vehicles and Motorcycles Establishments by Region and Industry Group: Philippines, 2018*(Values are in thousand PhP, except for number of establishments. Details may not add-up to total due to rounding and/or statistical disclosure control.)**Continued*

Continued

2009 PSIC Code	Region / Industry Description	Number of Establishments	Book Value of Tangible Fixed Assets as of 31 December 2018		
			Total	Land	Buildings, Other Structures and Land Improvements
		(1)	(2)	(3)	(4)
G471	Retail sale in non-specialized stores	652	4,125,293	835,938	2,427,249
G472	Retail sale of food, beverages and tobacco in specialized stores	778	22,489,580	871,801	10,364,096
G473	Retail sale of automotive fuel in specialized stores	447	2,171,638	477,399	1,076,240
G474	Retail sale of information and communications equipment in specialized stores	834	253,871	4,678	57,236
G475	Retail sale of other household equipment in specialized stores	1,031	3,264,167	545,456	696,558
G476	Retail sale of cultural and recreation goods in specialized stores	248	318,109	117,222	55,234
G477	Retail sale of other goods in specialized stores	1,804	10,382,891	3,109,243	2,809,446
G479	Retail trade not in stores, stalls or markets	15	24,644	1,556	163
	XIII - Caraga	5,390	9,775,730	2,318,820	3,052,275
G451	Sale of motor vehicles	27	253,211	36,663	172,039
G452	Maintenance and repair of motor vehicles	80	338,713	22,727	106,801
G453	Sale of motor vehicle parts and accessories	138	367,834	249,229	42,586
G454	Sale, maintenance and repair of motorcycles and related parts and accessories	586	921,375	464,751	309,521
G461	Wholesale on a fee or contract basis	S	S	S	S
G462	Wholesale of agricultural raw materials and live animals	158	421,448	81,425	75,575
G463	Wholesale of food, beverages and tobacco	100	822,883	192,606	243,154
G464	Wholesale of household goods	133	148,789	25,541	48,255
G465	Wholesale of machinery, equipment and supplies	75	109,851	9,009	17,694
G466	Other specialized wholesale	107	1,527,687	121,381	105,301
G471	Retail sale in non-specialized stores	847	1,285,359	271,019	565,282
G472	Retail sale of food, beverages and tobacco in specialized stores	448	421,737	31,249	91,083
G473	Retail sale of automotive fuel in specialized stores	253	622,024	209,771	152,244
G474	Retail sale of information and communications equipment in specialized stores	304	109,640	17,144	21,386

Table 9 Number of Establishments and Book Value of Tangible Fixed Assets by Type for Wholesale and Retail Trade; Repair of Motor Vehicles and Motorcycles Establishments by Region and Industry Group: Philippines, 2018

(Values are in thousand PhP, except for number of establishments. Details may not add-up to total due to rounding and/or statistical disclosure control.)

Continued

2009 PSIC Code	Region / Industry Description	Number of Establishments	Book Value of Tangible Fixed Assets as of 31 December 2018		
			Total	Land	Buildings, Other Structures and Land Improvements
		(1)	(2)	(3)	(4)
G475	Retail sale of other household equipment in specialized stores	475	833,436	189,846	272,751
G476	Retail sale of cultural and recreation goods in specialized stores	140	49,422	1,000	12,638
G477	Retail sale of other goods in specialized stores	1,508	1,489,733	395,059	791,811
G479	Retail trade not in stores, stalls or markets	S	S	S	S
	Autonomous Region in Muslim Mindanao	1,984	737,386	141,267	236,531
G451	Sale of motor vehicles	11	-	-	-
G453	Sale of motor vehicle parts and accessories	106	23,768	8,735	6,988
G454	Sale, maintenance and repair of motorcycles and related parts and accessories	144	16,172	-	12,938
G462	Wholesale of agricultural raw materials and live animals	64	41,691	18,069	14,459
G463	Wholesale of food, beverages and tobacco	51	75,263	11,831	25,917
G464	Wholesale of household goods	22	-	-	-
G465	Wholesale of machinery, equipment and supplies	19	25,076	7,477	2,428
G466	Other specialized wholesale	39	21,993	-	-
G471	Retail sale in non-specialized stores	260	51,181	20,956	20,047
G472	Retail sale of food, beverages and tobacco in specialized stores	134	2,132	2,132	-
G473	Retail sale of automotive fuel in specialized stores	91	233,223	47,221	120,599
G474	Retail sale of information and communications equipment in specialized stores	71	9,399	-	-
G475	Retail sale of other household equipment in specialized stores	60	121,369	1,000	600
G476	Retail sale of cultural and recreation goods in specialized stores	30	5,474	-	-
G477	Retail sale of other goods in specialized stores	871	93,667	23,846	32,555
G479	Retail trade not in stores, stalls or markets	11	16,976	-	-

Table 9 Number of Establishments and Book Value of Tangible Fixed Assets by Type for Wholesale and Retail Trade; Repair of Motor Vehicles and Motorcycles Establishments by Region and Industry Group: Philippines, 2018*(Values are in thousand PhP, except for number of establishments. Details may not add-up to total due to rounding and/or statistical disclosure control.)**Continued*

2009 PSIC Code	Region / Industry Description	Book Value of Tangible Fixed Assets as of 31 December 2018			
		Transport Equipment	ICT Machinery and Equipment	Specialized Industrial Machineries	General Machinery and Equipment
		(5)	(6)	(7)	(8)
	Philippines	106,373,895	52,367,162	28,622,620	81,962,766
G451	Sale of motor vehicles	5,553,719	1,058,160	439,270	1,259,905
G452	Maintenance and repair of motor vehicles	945,708	130,197	573,318	764,126
G453	Sale of motor vehicle parts and accessories	3,564,409	1,567,131	496,452	925,797
G454	Sale, maintenance and repair of motorcycles and related parts and accessories	2,423,609	1,768,083	136,370	674,894
G461	Wholesale on a fee or contract basis	1,000,420	267,647	77,445	1,596,660
G462	Wholesale of agricultural raw materials and live animals	3,734,136	200,530	2,736,018	1,018,743
G463	Wholesale of food, beverages and tobacco	13,414,129	1,240,341	427,527	5,256,033
G464	Wholesale of household goods	9,546,639	4,961,603	2,476,671	2,896,574
G465	Wholesale of machinery, equipment and supplies	7,614,964	1,733,557	1,135,201	855,849
G466	Other specialized wholesale	7,366,057	3,027,344	3,015,205	14,618,734
G469	Non-specialized wholesale trade	122,488	16,697	3,714	58,790
G471	Retail sale in non-specialized stores	3,879,661	7,357,712	7,323,218	7,047,066
G472	Retail sale of food, beverages and tobacco in specialized stores	3,233,993	8,873,341	262,898	22,697,116
G473	Retail sale of automotive fuel in specialized stores	5,966,060	2,071,507	892,582	4,495,414
G474	Retail sale of information and communications equipment in specialized stores	1,272,797	1,494,297	89,605	615,645
G475	Retail sale of other household equipment in specialized stores	17,102,116	5,439,991	4,512,904	4,309,918
G476	Retail sale of cultural and recreation goods in specialized stores	706,963	538,880	120,015	1,385,640
G477	Retail sale of other goods in specialized stores	18,692,522	10,485,757	3,868,926	11,435,577
G479	Retail trade not in stores, stalls or markets	233,506	134,387	35,281	50,282
	National Capital Region	28,032,808	16,982,274	10,094,711	21,218,725
G451	Sale of motor vehicles	1,331,305	398,746	188,585	451,096
G452	Maintenance and repair of motor vehicles	144,888	23,239	117,210	41,327

Table 9 Number of Establishments and Book Value of Tangible Fixed Assets by Type for Wholesale and Retail Trade; Repair of Motor Vehicles and Motorcycles Establishments by Region and Industry Group: Philippines, 2018

(Values are in thousand PhP, except for number of establishments. Details may not add-up to total due to rounding and/or statistical disclosure control.)

Continued

2009 PSIC Code	Region / Industry Description	Book Value of Tangible Fixed Assets as of 31 December 2018			
		Transport Equipment	ICT Machinery and Equipment	Specialized Industrial Machineries	General Machinery and Equipment
		(5)	(6)	(7)	(8)
G453	Sale of motor vehicle parts and accessories	881,653	870,842	92,869	202,483
G454	Sale, maintenance and repair of motorcycles and related parts and accessories	197,326	210,215	8,559	32,372
G461	Wholesale on a fee or contract basis	238,708	100,573	20,291	246,247
G462	Wholesale of agricultural raw materials and live animals	528,418	26,519	625,857	21,486
G463	Wholesale of food, beverages and tobacco	1,081,893	393,482	126,123	1,230,393
G464	Wholesale of household goods	5,098,445	1,469,882	785,353	1,205,713
G465	Wholesale of machinery, equipment and supplies	3,434,626	1,416,130	987,101	442,940
G466	Other specialized wholesale	2,847,820	1,835,630	1,921,183	5,485,840
G469	Non-specialized wholesale trade	19,027	4,990	1,637	27,071
G471	Retail sale in non-specialized stores	440,479	2,211,939	3,697,882	2,052,743
G472	Retail sale of food, beverages and tobacco in specialized stores	709,875	290,923	47,148	748,825
G473	Retail sale of automotive fuel in specialized stores	611,589	1,242,875	194,068	973,270
G474	Retail sale of information and communications equipment in specialized stores	446,658	385,235	20,067	99,103
G475	Retail sale of other household equipment in specialized stores	1,498,123	1,816,425	792,166	1,158,518
G476	Retail sale of cultural and recreation goods in specialized stores	278,492	163,132	39,626	1,148,933
G477	Retail sale of other goods in specialized stores	8,135,930	3,999,208	404,359	5,639,871
G479	Retail trade not in stores, stalls or markets	107,553	122,286	24,626	10,496
	Cordillera Administrative Region	1,228,227	637,833	201,955	960,314
G451	Sale of motor vehicles	13,485	4,481	4,788	10,152
G452	Maintenance and repair of motor vehicles	97,298	2,406	5,897	6,466
G453	Sale of motor vehicle parts and accessories	47,492	225	14,470	26,590
G454	Sale, maintenance and repair of motorcycles and related parts and accessories	38,245	1,824	12,034	2,723
G461	Wholesale on a fee or contract basis	6,865	13,699	-	162

Table 9 Number of Establishments and Book Value of Tangible Fixed Assets by Type for Wholesale and Retail Trade; Repair of Motor Vehicles and Motorcycles Establishments by Region and Industry Group: Philippines, 2018*(Values are in thousand PhP, except for number of establishments. Details may not add-up to total due to rounding and/or statistical disclosure control.)**Continued*

2009 PSIC Code	Region / Industry Description	Book Value of Tangible Fixed Assets as of 31 December 2018			
		Transport Equipment	ICT Machinery and Equipment	Specialized Industrial Machineries	General Machinery and Equipment
		(5)	(6)	(7)	(8)
G462	Wholesale of agricultural raw materials and live animals	95,358	4,390	11,535	443
G463	Wholesale of food, beverages and tobacco	82,643	5,504	11,087	9,684
G464	Wholesale of household goods	163,936	17,499	-	508
G465	Wholesale of machinery, equipment and supplies	6,288	313	-	3,364
G466	Other specialized wholesale	116,455	19,130	2,731	1,273
G471	Retail sale in non-specialized stores	124,185	38,014	23,037	102,213
G472	Retail sale of food, beverages and tobacco in specialized stores	10,202	5,891	991	32,922
G473	Retail sale of automotive fuel in specialized stores	110,250	19,663	1,470	257,304
G474	Retail sale of information and communications equipment in specialized stores	1,637	186,755	41	327,745
G475	Retail sale of other household equipment in specialized stores	181,308	191,669	70,018	66,573
G476	Retail sale of cultural and recreation goods in specialized stores	59,626	4,179	2,192	4,059
G477	Retail sale of other goods in specialized stores	21,091	121,968	41,664	103,929
G479	Retail trade not in stores, stalls or markets	51,864	223	-	4,205
	I - Ilocos Region	2,336,023	935,896	522,410	1,426,790
G451	Sale of motor vehicles	109,344	23,473	2,648	8,790
G452	Maintenance and repair of motor vehicles	6,990	21,961	16,699	29,726
G453	Sale of motor vehicle parts and accessories	34,028	12,371	14,847	3,204
G454	Sale, maintenance and repair of motorcycles and related parts and accessories	20,271	1,869	3,552	30,901
G462	Wholesale of agricultural raw materials and live animals	81,621	2,658	7,689	22,468
G463	Wholesale of food, beverages and tobacco	381,020	12,665	13,813	267,964
G464	Wholesale of household goods	41,459	22,968	3	3,392
G465	Wholesale of machinery, equipment and supplies	31,354	12,598	-	4,736
G466	Other specialized wholesale	121,451	68,877	166,042	40,478
G469	Non-specialized wholesale trade	1,825	-	-	27

Table 9 Number of Establishments and Book Value of Tangible Fixed Assets by Type for Wholesale and Retail Trade; Repair of Motor Vehicles and Motorcycles Establishments by Region and Industry Group: Philippines, 2018

(Values are in thousand PhP, except for number of establishments. Details may not add-up to total due to rounding and/or statistical disclosure control.)

Continued

2009 PSIC Code	Region / Industry Description	Book Value of Tangible Fixed Assets as of 31 December 2018			
		Transport Equipment	ICT Machinery and Equipment	Specialized Industrial Machineries	General Machinery and Equipment
		(5)	(6)	(7)	(8)
G471	Retail sale in non-specialized stores	103,212	206,867	111,637	244,922
G472	Retail sale of food, beverages and tobacco in specialized stores	297,453	273,773	36,923	272,035
G473	Retail sale of automotive fuel in specialized stores	150,520	24,327	2,711	113,010
G474	Retail sale of information and communications equipment in specialized stores	24,656	12,899	65	4,959
G475	Retail sale of other household equipment in specialized stores	563,279	89,704	88,515	55,624
G476	Retail sale of cultural and recreation goods in specialized stores	2,176	3,695	149	14,414
G477	Retail sale of other goods in specialized stores	365,041	145,101	57,119	309,020
G479	Retail trade not in stores, stalls or markets	325	90	-	1,117
	II - Cagayan Valley	8,157,264	702,452	1,443,091	1,732,453
G451	Sale of motor vehicles	83,367	36,453	5,829	29,420
G452	Maintenance and repair of motor vehicles	22,507	448	35,747	2,964
G453	Sale of motor vehicle parts and accessories	212,721	34,622	59,527	99,017
G454	Sale, maintenance and repair of motorcycles and related parts and accessories	62,548	10,069	4,912	300
G462	Wholesale of agricultural raw materials and live animals	1,102,863	40,408	188,433	340,616
G463	Wholesale of food, beverages and tobacco	358,446	18,015	26,944	33,625
G464	Wholesale of household goods	117,790	49,813	18,764	85,690
G465	Wholesale of machinery, equipment and supplies	66,270	6,630	5,568	1,138
G466	Other specialized wholesale	368,125	41,924	67,434	88,649
G471	Retail sale in non-specialized stores	229,319	71,669	81,331	180,728
G472	Retail sale of food, beverages and tobacco in specialized stores	42,503	168,659	759	432,401
G473	Retail sale of automotive fuel in specialized stores	825,385	24,384	19,136	135,173
G474	Retail sale of information and communications equipment in specialized stores	12,428	20,203	248	18,566

Table 9 Number of Establishments and Book Value of Tangible Fixed Assets by Type for Wholesale and Retail Trade; Repair of Motor Vehicles and Motorcycles Establishments by Region and Industry Group: Philippines, 2018*(Values are in thousand PhP, except for number of establishments. Details may not add-up to total due to rounding and/or statistical disclosure control.)**Continued*

2009 PSIC Code	Region / Industry Description	Book Value of Tangible Fixed Assets as of 31 December 2018			
		Transport Equipment	ICT Machinery and Equipment	Specialized Industrial Machineries	General Machinery and Equipment
		(5)	(6)	(7)	(8)
G475	Retail sale of other household equipment in specialized stores	3,840,866	81,991	825,799	113,582
G476	Retail sale of cultural and recreation goods in specialized stores	11,077	21,204	-	4,344
G477	Retail sale of other goods in specialized stores	801,049	75,749	102,660	166,239
G479	Retail trade not in stores, stalls or markets	-	209	-	-
III - Central Luzon		14,850,620	6,313,577	2,665,442	3,879,800
G451	Sale of motor vehicles	231,641	140,464	57,213	106,426
G452	Maintenance and repair of motor vehicles	27,981	5,069	78,726	96,901
G453	Sale of motor vehicle parts and accessories	468,350	67,873	69,109	58,525
G454	Sale, maintenance and repair of motorcycles and related parts and accessories	23,393	33,414	3,774	8,499
G461	Wholesale on a fee or contract basis	10,890	670	11,673	310
G462	Wholesale of agricultural raw materials and live animals	205,301	7,363	981	174,961
G463	Wholesale of food, beverages and tobacco	8,264,422	81,466	27,566	115,004
G464	Wholesale of household goods	2,147,995	2,651,028	897,972	801,505
G465	Wholesale of machinery, equipment and supplies	82,383	37,819	7,989	104,955
G466	Other specialized wholesale	361,172	82,118	179,830	154,920
G469	Non-specialized wholesale trade	4,014	196	-	2,838
G471	Retail sale in non-specialized stores	721,435	1,179,491	469,570	842,377
G472	Retail sale of food, beverages and tobacco in specialized stores	82,907	26,269	15,496	331,009
G473	Retail sale of automotive fuel in specialized stores	530,858	187,704	28,433	558,115
G474	Retail sale of information and communications equipment in specialized stores	19,985	18,094	3,721	5,279
G475	Retail sale of other household equipment in specialized stores	893,268	1,570,349	432,949	190,444
G476	Retail sale of cultural and recreation goods in specialized stores	30,748	20,981	62	1,756

Table 9 Number of Establishments and Book Value of Tangible Fixed Assets by Type for Wholesale and Retail Trade; Repair of Motor Vehicles and Motorcycles Establishments by Region and Industry Group: Philippines, 2018

(Values are in thousand PhP, except for number of establishments. Details may not add-up to total due to rounding and/or statistical disclosure control.)

Continued

2009 PSIC Code	Region / Industry Description	Book Value of Tangible Fixed Assets as of 31 December 2018			
		Transport Equipment	ICT Machinery and Equipment	Specialized Industrial Machineries	General Machinery and Equipment
		(5)	(6)	(7)	(8)
G477	Retail sale of other goods in specialized stores	742,900	202,876	380,376	325,708
G479	Retail trade not in stores, stalls or markets	977	334	-	271
	IVA - CALABARZON	8,936,614	4,756,137	5,924,841	5,045,999
G451	Sale of motor vehicles	568,658	72,187	49,312	181,344
G452	Maintenance and repair of motor vehicles	147,788	20,006	50,458	56,592
G453	Sale of motor vehicle parts and accessories	233,406	144,679	170,660	44,379
G454	Sale, maintenance and repair of motorcycles and related parts and accessories	570,690	1,188,500	10,663	16,463
G461	Wholesale on a fee or contract basis	126,326	11,320	2,000	19,935
G462	Wholesale of agricultural raw materials and live animals	124,979	12,001	3,786	2,159
G463	Wholesale of food, beverages and tobacco	566,470	233,906	6,021	609,153
G464	Wholesale of household goods	318,697	201,947	565,763	197,083
G465	Wholesale of machinery, equipment and supplies	2,315,706	38,829	35,826	83,337
G466	Other specialized wholesale	437,573	101,564	193,292	198,784
G469	Non-specialized wholesale trade	1,045	346	594	-
G471	Retail sale in non-specialized stores	339,423	1,387,096	1,222,332	1,011,489
G472	Retail sale of food, beverages and tobacco in specialized stores	369,257	17,129	12,627	62,597
G473	Retail sale of automotive fuel in specialized stores	437,378	212,866	124,015	298,813
G474	Retail sale of information and communications equipment in specialized stores	18,929	22,842	3,944	9,677
G475	Retail sale of other household equipment in specialized stores	1,696,166	622,821	1,000,134	461,431
G476	Retail sale of cultural and recreation goods in specialized stores	17,439	98,748	14,845	92,956
G477	Retail sale of other goods in specialized stores	633,770	367,218	2,458,569	1,695,356
G479	Retail trade not in stores, stalls or markets	12,914	2,131	-	4,450

Table 9 Number of Establishments and Book Value of Tangible Fixed Assets by Type for Wholesale and Retail Trade; Repair of Motor Vehicles and Motorcycles Establishments by Region and Industry Group: Philippines, 2018*(Values are in thousand PhP, except for number of establishments. Details may not add-up to total due to rounding and/or statistical disclosure control.)**Continued*

2009 PSIC Code	Region / Industry Description	Book Value of Tangible Fixed Assets as of 31 December 2018			
		Transport Equipment	ICT Machinery and Equipment	Specialized Industrial Machineries	General Machinery and Equipment
		(5)	(6)	(7)	(8)
	MIMAROPA	1,608,650	450,677	519,125	1,232,966
G451	Sale of motor vehicles	10,110	59,204	506	4,250
G452	Maintenance and repair of motor vehicles	26,831	727	71,119	7,693
G453	Sale of motor vehicle parts and accessories	30,822	2,833	9,346	4,280
G454	Sale, maintenance and repair of motorcycles and related parts and accessories	55,768	33,406	27,820	30,974
G461	Wholesale on a fee or contract basis	S	S	S	S
G462	Wholesale of agricultural raw materials and live animals	145,081	11,377	259,973	83,682
G463	Wholesale of food, beverages and tobacco	154,337	26,752	12,246	71,781
G464	Wholesale of household goods	14,602	6,677	-	83
G465	Wholesale of machinery, equipment and supplies	20,032	1,595	-	100
G466	Other specialized wholesale	116,502	25,647	31,189	241,100
G471	Retail sale in non-specialized stores	129,293	57,405	49,979	43,002
G472	Retail sale of food, beverages and tobacco in specialized stores	7,550	259	150	25,329
G473	Retail sale of automotive fuel in specialized stores	87,899	14,368	-	140,152
G474	Retail sale of information and communications equipment in specialized stores	696	17,171	-	126
G475	Retail sale of other household equipment in specialized stores	225,524	24,174	47,597	21,832
G476	Retail sale of cultural and recreation goods in specialized stores	16,618	1,561	-	1,547
G477	Retail sale of other goods in specialized stores	563,078	167,244	9,190	542,815
G479	Retail trade not in stores, stalls or markets	S	S	S	S
	V - Bicol Region	2,647,552	362,832	301,005	1,779,460
G451	Sale of motor vehicles	111,078	19,222	12,798	99,117
G452	Maintenance and repair of motor vehicles	10,680	24	7,431	34,516
G453	Sale of motor vehicle parts and accessories	64,802	1,412	3,428	11,833

Table 9 Number of Establishments and Book Value of Tangible Fixed Assets by Type for Wholesale and Retail Trade; Repair of Motor Vehicles and Motorcycles Establishments by Region and Industry Group: Philippines,

(Values are in thousand PhP, except for number of establishments. Details may not add-up to total due to rounding and/or statistical disclosure control.)

Continued

2009 PSIC Code	Region / Industry Description	Book Value of Tangible Fixed Assets as of 31 December 2018			
		Transport Equipment	ICT Machinery and Equipment	Specialized Industrial Machineries	General Machinery and Equipment
		(5)	(6)	(7)	(8)
G454	Sale, maintenance and repair of motorcycles and related parts and accessories	3,353	4,698	2,263	32,824
G461	Wholesale on a fee or contract basis	21,056	4,155	2,010	13,264
G462	Wholesale of agricultural raw materials and live animals	124,863	965	371	17,187
G463	Wholesale of food, beverages and tobacco	318,213	27,493	4,539	580,603
G464	Wholesale of household goods	88,261	21,856	325	36,159
G465	Wholesale of machinery, equipment and supplies	71,583	13,552	1,555	2,429
G466	Other specialized wholesale	277,678	2,861	3,315	194,039
G471	Retail sale in non-specialized stores	79,704	103,621	42,940	206,822
G472	Retail sale of food, beverages and tobacco in specialized stores	92,362	36,457	27,820	129,150
G473	Retail sale of automotive fuel in specialized stores	387,402	17,746	13,083	286,020
G474	Retail sale of information and communications equipment in specialized stores	8,304	13,837	-	343
G475	Retail sale of other household equipment in specialized stores	442,692	41,160	162,348	56,405
G476	Retail sale of cultural and recreation goods in specialized stores	14,531	3,336	-	5,562
G477	Retail sale of other goods in specialized stores	529,685	48,543	14,923	68,469
G479	Retail trade not in stores, stalls or markets	1,305	1,895	1,855	4,719
	VI - Western Visayas	3,868,982	2,749,215	698,529	4,637,249
G451	Sale of motor vehicles	182,496	33,362	34,709	26,355
G452	Maintenance and repair of motor vehicles	33,308	12,613	2,646	21,816
G453	Sale of motor vehicle parts and accessories	32,499	8,914	4,980	20,195
G454	Sale, maintenance and repair of motorcycles and related parts and accessories	237,390	78,360	23,510	100,382
G461	Wholesale on a fee or contract basis	52,617	12,571	2,549	10,089
G462	Wholesale of agricultural raw materials and live animals	101,812	4,089	2,827	41,926
G463	Wholesale of food, beverages and tobacco	481,296	32,316	2,633	206,141

Table 9 Number of Establishments and Book Value of Tangible Fixed Assets by Type for Wholesale and Retail Trade; Repair of Motor Vehicles and Motorcycles Establishments by Region and Industry Group: Philippines, 2018*(Values are in thousand PhP, except for number of establishments. Details may not add-up to total due to rounding and/or statistical disclosure control.)**Continued*

2009 PSIC Code	Region / Industry Description	Book Value of Tangible Fixed Assets as of 31 December 2018			
		Transport Equipment	ICT Machinery and Equipment	Specialized Industrial Machineries	General Machinery and Equipment
		(5)	(6)	(7)	(8)
G464	Wholesale of household goods	249,675	241,235	2,801	22,162
G465	Wholesale of machinery, equipment and supplies	34,334	41,837	24,685	22,240
G466	Other specialized wholesale	551,481	71,674	33,881	421,594
G471	Retail sale in non-specialized stores	250,492	351,350	237,453	453,478
G472	Retail sale of food, beverages and tobacco in specialized stores	202,334	1,011,323	842	2,509,131
G473	Retail sale of automotive fuel in specialized stores	108,642	41,317	21,089	140,212
G474	Retail sale of information and communications equipment in specialized stores	32,133	16,929	986	28,381
G475	Retail sale of other household equipment in specialized stores	823,996	306,252	263,399	194,301
G476	Retail sale of cultural and recreation goods in specialized stores	102,175	54,916	30,659	32,668
G477	Retail sale of other goods in specialized stores	385,321	426,701	8,510	384,711
G479	Retail trade not in stores, stalls or markets	6,979	3,455	371	1,469
VII - Central Visayas		7,550,556	2,537,827	1,507,292	7,788,367
G451	Sale of motor vehicles	454,900	57,734	28,148	49,473
G452	Maintenance and repair of motor vehicles	108,123	6,557	77,002	53,993
G453	Sale of motor vehicle parts and accessories	204,750	29,477	24,110	83,132
G454	Sale, maintenance and repair of motorcycles and related parts and accessories	184,089	68,090	4,164	159,632
G461	Wholesale on a fee or contract basis	30,241	3,528	7,823	8,249
G462	Wholesale of agricultural raw materials and live animals	36,748	5,231	1,051	17,072
G463	Wholesale of food, beverages and tobacco	467,616	60,540	48,115	394,088
G464	Wholesale of household goods	232,659	68,246	27,627	125,647
G465	Wholesale of machinery, equipment and supplies	550,701	42,549	22,144	30,167
G466	Other specialized wholesale	389,356	453,205	155,860	4,170,772
G469	Non-specialized wholesale trade	11,978	3,121	48	7,540
G471	Retail sale in non-specialized stores	433,734	584,155	776,355	849,798

Table 9 Number of Establishments and Book Value of Tangible Fixed Assets by Type for Wholesale and Retail Trade; Repair of Motor Vehicles and Motorcycles Establishments by Region and Industry Group: Philippines, 2018

(Values are in thousand PhP, except for number of establishments. Details may not add-up to total due to rounding and/or statistical disclosure control.)

Continued

2009 PSIC Code	Region / Industry Description	Book Value of Tangible Fixed Assets as of 31 December 2018			
		Transport Equipment	ICT Machinery and Equipment	Specialized Industrial Machineries	General Machinery and Equipment
		(5)	(6)	(7)	(8)
G472	Retail sale of food, beverages and tobacco in specialized stores	212,523	34,157	4,926	161,576
G473	Retail sale of automotive fuel in specialized stores	101,058	51,440	85,110	115,327
G474	Retail sale of information and communications equipment in specialized stores	213,569	46,468	292	16,376
G475	Retail sale of other household equipment in specialized stores	3,193,956	243,430	223,370	408,650
G476	Retail sale of cultural and recreation goods in specialized stores	37,764	44,289	1,468	35,226
G477	Retail sale of other goods in specialized stores	670,274	734,118	19,680	1,094,335
G479	Retail trade not in stores, stalls or markets	16,517	1,495	-	7,314
	VIII - Eastern Visayas	3,686,907	836,319	602,274	2,448,011
G451	Sale of motor vehicles	56,384	105,659	5,989	135,213
G452	Maintenance and repair of motor vehicles	2,132	1,291	18,944	17,523
G453	Sale of motor vehicle parts and accessories	526,915	238,465	77	180,982
G454	Sale, maintenance and repair of motorcycles and related parts and accessories	72,295	4,172	618	2,690
G461	Wholesale on a fee or contract basis	1,021	137	663	-
G462	Wholesale of agricultural raw materials and live animals	238,942	445	13,573	2,824
G463	Wholesale of food, beverages and tobacco	147,962	5,154	80,200	80,817
G464	Wholesale of household goods	131,733	22,096	3,693	8,504
G465	Wholesale of machinery, equipment and supplies	4,647	649	122	2,119
G466	Other specialized wholesale	305,161	21,143	56,646	439,095
G471	Retail sale in non-specialized stores	73,115	100,066	97,033	73,539
G472	Retail sale of food, beverages and tobacco in specialized stores	29,990	12,133	34,787	32,467
G473	Retail sale of automotive fuel in specialized stores	1,084,445	86,759	29,402	591,109
G474	Retail sale of information and communications equipment in specialized stores	62,594	17,876	-	8,150
G475	Retail sale of other household equipment in specialized stores	407,033	122,434	218,305	784,688

Table 9 Number of Establishments and Book Value of Tangible Fixed Assets by Type for Wholesale and Retail Trade; Repair of Motor Vehicles and Motorcycles Establishments by Region and Industry Group: Philippines, 2018*(Values are in thousand PhP, except for number of establishments. Details may not add-up to total due to rounding and/or statistical disclosure control.)*

2009 PSIC Code	Region / Industry Description	Book Value of Tangible Fixed Assets as of 31 December 2018			
		Transport Equipment	ICT Machinery and Equipment	Specialized Industrial Machineries	General Machinery and Equipment
		(5)	(6)	(7)	(8)
G476	Retail sale of cultural and recreation goods in specialized stores	53,248	20,310	27,609	10,056
G477	Retail sale of other goods in specialized stores	489,291	77,528	14,612	78,235
	IX - Zamboanga Peninsula	3,689,050	3,575,521	267,038	8,741,718
G451	Sale of motor vehicles	60,739	12,252	6,044	12,444
G452	Maintenance and repair of motor vehicles	36,761	19,089	16,899	6,108
G453	Sale of motor vehicle parts and accessories	28,210	244	4,991	3,808
G454	Sale, maintenance and repair of motorcycles and related parts and accessories	471,975	27,795	4,553	159,988
G461	Wholesale on a fee or contract basis	66,873	588	645	6,188
G462	Wholesale of agricultural raw materials and live animals	267,731	11,904	21,444	43,712
G463	Wholesale of food, beverages and tobacco	219,965	87,063	1,157	269,575
G464	Wholesale of household goods	215,637	7,199	13,611	32,518
G465	Wholesale of machinery, equipment and supplies	67,327	16,121	-	16,648
G466	Other specialized wholesale	498,505	13,619	32,260	58,232
G471	Retail sale in non-specialized stores	116,911	64,307	25,760	167,377
G472	Retail sale of food, beverages and tobacco in specialized stores	307,826	3,065,005	34,438	7,525,855
G473	Retail sale of automotive fuel in specialized stores	303,661	37,697	78,697	281,486
G474	Retail sale of information and communications equipment in specialized stores	112,176	47,383	-	1,533
G475	Retail sale of other household equipment in specialized stores	431,505	74,554	19,323	83,872
G476	Retail sale of cultural and recreation goods in specialized stores	5,607	4,218	-	1,756
G477	Retail sale of other goods in specialized stores	476,284	86,408	7,215	70,554
G479	Retail trade not in stores, stalls or markets	1,357	74	-	65

Table 9 Number of Establishments and Book Value of Tangible Fixed Assets by Type for Wholesale and Retail Trade; Repair of Motor Vehicles and Motorcycles Establishments by Region and Industry Group: Philippines, 2018

(Values are in thousand PhP, except for number of establishments. Details may not add-up to total due to rounding and/or statistical disclosure control.)

Continued

Continued

2009 PSIC Code	Region / Industry Description	Book Value of Tangible Fixed Assets as of 31 December 2018			
		Transport Equipment	ICT Machinery and Equipment	Specialized Industrial Machineries	General Machinery and Equipment
		(5)	(6)	(7)	(8)
	X - Northern Mindanao	4,972,713	6,167,446	2,250,661	6,627,342
G451	Sale of motor vehicles	1,517,577	15,386	717	31,064
G452	Maintenance and repair of motor vehicles	86,136	13,176	12,440	73,974
G453	Sale of motor vehicle parts and accessories	465,487	81,252	118	37,821
G454	Sale, maintenance and repair of motorcycles and related parts and accessories	24,389	59,966	10,472	34,229
G461	Wholesale on a fee or contract basis	289	4,577	12,602	3,446
G462	Wholesale of agricultural raw materials and live animals	49,447	53,025	1,456,608	29,371
G463	Wholesale of food, beverages and tobacco	240,255	17,959	7,767	324,440
G464	Wholesale of household goods	175,290	132,412	28,405	151,629
G465	Wholesale of machinery, equipment and supplies	25,795	14,024	3,640	1,516
G466	Other specialized wholesale	382,274	93,919	18,403	2,352,287
G469	Non-specialized wholesale trade	84,231	7,015	1,435	21,314
G471	Retail sale in non-specialized stores	217,823	411,239	359,013	123,856
G472	Retail sale of food, beverages and tobacco in specialized stores	207,190	966,190	3,013	2,443,153
G473	Retail sale of automotive fuel in specialized stores	416,428	47,121	46,609	292,190
G474	Retail sale of information and communications equipment in specialized stores	74,109	447,688	503	7,057
G475	Retail sale of other household equipment in specialized stores	516,134	73,997	216,580	220,517
G476	Retail sale of cultural and recreation goods in specialized stores	15,390	7,350	-	6,789
G477	Retail sale of other goods in specialized stores	474,470	3,720,979	72,336	472,364
G479	Retail trade not in stores, stalls or markets	-	167	-	326
	XI - Davao Region	5,364,240	1,477,036	738,946	4,310,637
G451	Sale of motor vehicles	746,945	63,254	11,037	109,427
G452	Maintenance and repair of motor vehicles	121,547	1,595	45,467	149,085
G453	Sale of motor vehicle parts and accessories	154,614	13,652	6,337	132,981

Table 9 Number of Establishments and Book Value of Tangible Fixed Assets by Type for Wholesale and Retail Trade; Repair of Motor Vehicles and Motorcycles Establishments by Region and Industry Group: Philippines, 2018

(Values are in thousand PhP, except for number of establishments. Details may not add-up to total due to rounding and/or statistical disclosure control.)

Continued

2009 PSIC Code	Region / Industry Description	Book Value of Tangible Fixed Assets as of 31 December 2018			
		Transport Equipment	ICT Machinery and Equipment	Specialized Industrial Machineries	General Machinery and Equipment
		(5)	(6)	(7)	(8)
G454	Sale, maintenance and repair of motorcycles and related parts and accessories	296,295	10,757	3,008	23,632
G461	Wholesale on a fee or contract basis	394,937	115,614	12,773	1,237,126
G462	Wholesale of agricultural raw materials and live animals	90,963	4,961	85,370	43,647
G463	Wholesale of food, beverages and tobacco	320,725	219,204	51,666	764,593
G464	Wholesale of household goods	210,226	30,735	33,378	85,369
G465	Wholesale of machinery, equipment and supplies	782,988	19,773	41,580	45,750
G466	Other specialized wholesale	343,840	167,149	108,539	653,283
G469	Non-specialized wholesale trade	368	1,028	-	-
G471	Retail sale in non-specialized stores	289,526	337,623	52,714	411,868
G472	Retail sale of food, beverages and tobacco in specialized stores	130,617	8,683	-	73,799
G473	Retail sale of automotive fuel in specialized stores	320,539	31,206	80,797	105,164
G474	Retail sale of information and communications equipment in specialized stores	108,434	173,468	52,512	79,623
G475	Retail sale of other household equipment in specialized stores	614,750	96,847	113,913	152,133
G476	Retail sale of cultural and recreation goods in specialized stores	24,099	6,843	-	5,512
G477	Retail sale of other goods in specialized stores	412,687	174,472	39,856	224,723
G479	Retail trade not in stores, stalls or markets	142	172	-	12,924
	XII - SOCCSKSARGEN	7,765,517	3,547,401	713,604	9,266,174
G451	Sale of motor vehicles	41,697	12,429	30,072	4,037
G452	Maintenance and repair of motor vehicles	28,166	897	12,753	7,025
G453	Sale of motor vehicle parts and accessories	112,328	51,356	19,314	14,665
G454	Sale, maintenance and repair of motorcycles and related parts and accessories	82,304	26,034	687	6,173
G461	Wholesale on a fee or contract basis	28,162	93	4,416	37,191
G462	Wholesale of agricultural raw materials and live animals	315,485	7,222	24,536	171,820
G463	Wholesale of food, beverages and tobacco	248,081	10,525	1,373	40,747

Table 9 Number of Establishments and Book Value of Tangible Fixed Assets by Type for Wholesale and Retail Trade; Repair of Motor Vehicles and Motorcycles Establishments by Region and Industry Group: Philippines, 2018

(Values are in thousand PhP, except for number of establishments. Details may not add-up to total due to rounding and/or statistical disclosure control.)

Continued

2009 PSIC Code	Region / Industry Description	Book Value of Tangible Fixed Assets as of 31 December 2018			
		Transport Equipment	ICT Machinery and Equipment	Specialized Industrial Machineries	General Machinery and Equipment
		(5)	(6)	(7)	(8)
G464	Wholesale of household goods	286,360	11,005	95,843	130,823
G465	Wholesale of machinery, equipment and supplies	117,750	914	2,150	86,338
G466	Other specialized wholesale	131,148	18,231	8,179	103,902
G471	Retail sale in non-specialized stores	219,225	154,277	74,839	262,593
G472	Retail sale of food, beverages and tobacco in specialized stores	412,199	2,941,531	17,017	7,810,495
G473	Retail sale of automotive fuel in specialized stores	322,950	23,688	145,677	95,979
G474	Retail sale of information and communications equipment in specialized stores	100,405	41,685	3,142	4,435
G475	Retail sale of other household equipment in specialized stores	1,461,513	54,348	34,583	297,331
G476	Retail sale of cultural and recreation goods in specialized stores	29,659	78,306	1,629	1,434
G477	Retail sale of other goods in specialized stores	3,818,390	113,776	230,610	188,271
G479	Retail trade not in stores, stalls or markets	9,694	1,084	6,785	2,913
	XIII - Caraga	1,564,112	305,265	153,567	781,113
G451	Sale of motor vehicles	33,995	3,853	874	1,298
G452	Maintenance and repair of motor vehicles	44,573	1,099	3,881	158,418
G453	Sale of motor vehicle parts and accessories	66,331	7,165	-	15
G454	Sale, maintenance and repair of motorcycles and related parts and accessories	83,279	8,915	15,780	33,115
G461	Wholesale on a fee or contract basis	S	S	S	S
G462	Wholesale of agricultural raw materials and live animals	220,874	6,197	31,874	3,786
G463	Wholesale of food, beverages and tobacco	61,800	5,447	3,547	245,964
G464	Wholesale of household goods	53,874	7,006	3,133	9,790
G465	Wholesale of machinery, equipment and supplies	3,180	66,824	2,842	12
G466	Other specialized wholesale	117,516	10,653	36,420	14,487
G471	Retail sale in non-specialized stores	111,633	98,593	1,343	20,260
G472	Retail sale of food, beverages and tobacco in specialized stores	119,203	14,961	25,962	106,374
G473	Retail sale of automotive fuel in specialized stores	167,055	6,928	22,283	54,026

Table 9 Number of Establishments and Book Value of Tangible Fixed Assets by Type for Wholesale and Retail Trade; Repair of Motor Vehicles and Motorcycles Establishments by Region and Industry Group: Philippines, 2018*(Values are in thousand PhP, except for number of establishments. Details may not add-up to total due to rounding and/or statistical disclosure control.)**Continued*

2009 PSIC Code	Region / Industry Description	Book Value of Tangible Fixed Assets as of 31 December 2018			
		Transport Equipment	ICT Machinery and Equipment	Specialized Industrial Machineries	General Machinery and Equipment
		(5)	(6)	(7)	(8)
G474	Retail sale of information and communications equipment in specialized stores	36,084	23,250	-	1,779
G475	Retail sale of other household equipment in specialized stores	238,184	22,843	3,906	43,869
G476	Retail sale of cultural and recreation goods in specialized stores	8,314	3,739	-	17,002
G477	Retail sale of other goods in specialized stores	172,784	17,172	90	70,676
G479	Retail trade not in stores, stalls or markets	S	S	S	S
	Autonomous Region in Muslim Mindanao	114,058	29,456	18,128	85,646
G451	Sale of motor vehicles	-	-	-	-
G453	Sale of motor vehicle parts and accessories	-	1,747	2,271	1,887
G454	Sale, maintenance and repair of motorcycles and related parts and accessories	-	-	-	-
G462	Wholesale of agricultural raw materials and live animals	3,650	1,774	110	1,583
G463	Wholesale of food, beverages and tobacco	18,985	2,848	2,730	11,461
G464	Wholesale of household goods	-	-	-	-
G465	Wholesale of machinery, equipment and supplies	-	3,399	-	8,059
G466	Other specialized wholesale	-	-	-	-
G471	Retail sale in non-specialized stores	151	-	-	-
G472	Retail sale of food, beverages and tobacco in specialized stores	-	-	-	-
G473	Retail sale of automotive fuel in specialized stores	-	1,415	-	58,066
G474	Retail sale of information and communications equipment in specialized stores	-	2,514	4,085	2,514
G475	Retail sale of other household equipment in specialized stores	73,819	6,993	-	148
G476	Retail sale of cultural and recreation goods in specialized stores	-	2,071	1,775	1,628
G477	Retail sale of other goods in specialized stores	478	6,694	7,156	301
G479	Retail trade not in stores, stalls or markets	16,976	-	-	-

Table 9 Number of Establishments and Book Value of Tangible Fixed Assets by Type for Wholesale and Retail Trade; Repair of Motor Vehicles and Motorcycles Establishments by Region and Industry Group: Philippines, 2018

(Values are in thousand PhP, except for number of establishments. Details may not add-up to total due to rounding and/or statistical disclosure control.)

Continued

2009 PSIC Code	Region / Industry Description	Book Value of Tangible Fixed Assets as of 31 December 2018		
		Other Machinery and Equipment	Valuables	Other Tangible Fixed Assets
		(9)	(10)	(11)
	Philippines	60,178,687	1,052,743	30,276,388
			U978	
G451	Sale of motor vehicles	602,038	50,405	6352970,357
G452	Maintenance and repair of motor vehicles	183,681	6,339	116,844
G453	Sale of motor vehicle parts and accessories	104,726	28,410	565,710
G454	Sale, maintenance and repair of motorcycles and related parts and accessories	59,685	3,060	936,976
G461	Wholesale on a fee or contract basis	27,194	3,513	1,392,866
G462	Wholesale of agricultural raw materials and live animals	161,701	3,372	229,225
G463	Wholesale of food, beverages and tobacco	1,115,044	8,178	892,584
G464	Wholesale of household goods	1,332,056	23,865	1,717,623
G465	Wholesale of machinery, equipment and supplies	909,806	11,353	956,192
G466	Other specialized wholesale	11,410,034	233,522	1,972,039
G469	Non-specialized wholesale trade	918,199	-	13,023
G471	Retail sale in non-specialized stores	10,938,910	421,064	4,089,753
G472	Retail sale of food, beverages and tobacco in specialized stores	142,643	63,559	639,773
G473	Retail sale of automotive fuel in specialized stores	28,457,431	14,545	2,292,556
G474	Retail sale of information and communications equipment in specialized stores	67,632	12,268	541,513
G475	Retail sale of other household equipment in specialized stores	1,234,542	37,945	3,165,986
G476	Retail sale of cultural and recreation goods in specialized stores	226,832	8,627	247,691
G477	Retail sale of other goods in specialized stores	2,285,846	122,718	9,508,825
G479	Retail trade not in stores, stalls or markets	687	-	26,855
	National Capital Region	13,268,107	84,504	13,018,824
G451	Sale of motor vehicles	302,600	8,875	330,274
G452	Maintenance and repair of motor vehicles	46,642	-	15,865
G453	Sale of motor vehicle parts and accessories	34,721	-	107,950

Table 9 Number of Establishments and Book Value of Tangible Fixed Assets by Type for Wholesale and Retail Trade; Repair of Motor Vehicles and Motorcycles Establishments by Region and Industry Group: Philippines, 2018*(Values are in thousand PhP, except for number of establishments. Details may not add-up to total due to rounding and/or statistical disclosure control.)*

2009 PSIC Code	Region / Industry Description	Book Value of Tangible Fixed Assets as of 31 December 2018		
		Other Machinery and Equipment	Valuables	Other Tangible Fixed Assets
		(9)	(10)	(11)
G454	Sale, maintenance and repair of motorcycles and related parts and accessories	9,252	-	18,380
G461	Wholesale on a fee or contract basis	21,734	-	66,132
G462	Wholesale of agricultural raw materials and live animals	17,008	-	78,606
G463	Wholesale of food, beverages and tobacco	94,935	757	265,352
G464	Wholesale of household goods	861,651	6,504	1,180,830
G465	Wholesale of machinery, equipment and supplies	826,251	998	671,777
G466	Other specialized wholesale	3,122,511	3,369	534,847
G469	Non-specialized wholesale trade	3,576	-	2,479
G471	Retail sale in non-specialized stores	2,039,115	55,749	1,113,157
G472	Retail sale of food, beverages and tobacco in specialized stores	77,938	33	144,057
G473	Retail sale of automotive fuel in specialized stores	4,055,483	1,199	1,306,294
G474	Retail sale of information and communications equipment in specialized stores	13,078	1,528	183,384
G475	Retail sale of other household equipment in specialized stores	551,622	1,941	881,110
G476	Retail sale of cultural and recreation goods in specialized stores	64,930	496	57,463
G477	Retail sale of other goods in specialized stores	1,125,048	3,053	6,041,704
G479	Retail trade not in stores, stalls or markets	15	-	19,163
	Cordillera Administrative Region	51,777	1,969	350,733
G451	Sale of motor vehicles	4,932	-	29,967
G452	Maintenance and repair of motor vehicles	552	1,492	1,419
G453	Sale of motor vehicle parts and accessories	970	-	18,679
G454	Sale, maintenance and repair of motorcycles and related parts and accessories	39	-	2,051
G461	Wholesale on a fee or contract basis	12	-	1,837
G462	Wholesale of agricultural raw materials and live animals	-	-	21,090
G463	Wholesale of food, beverages and tobacco	3,228	-	4,850

Table 9 Number of Establishments and Book Value of Tangible Fixed Assets by Type for Wholesale and Retail Trade; Repair of Motor Vehicles and Motorcycles Establishments by Region and Industry Group: Philippines, 2018

(Values are in thousand PhP, except for number of establishments. Details may not add-up to total due to rounding and/or statistical disclosure control.)

Continued

2009 PSIC Code	Region / Industry Description	Book Value of Tangible Fixed Assets as of 31 December 2018		
		Other Machinery and Equipment	Valuables	Other Tangible Fixed Assets
		(9)	(10)	(11)
G464	Wholesale of household goods	641	-	13,784
G465	Wholesale of machinery, equipment and supplies	916	-	75
G466	Other specialized wholesale	-	-	9,312
G471	Retail sale in non-specialized stores	31,868	-	54,820
G472	Retail sale of food, beverages and tobacco in specialized stores	1,725	-	51,000
G473	Retail sale of automotive fuel in specialized stores	470	394	3,416
G474	Retail sale of information and communications equipment in specialized stores	157	-	54,274
G475	Retail sale of other household equipment in specialized stores	1,323	8	44,818
G476	Retail sale of cultural and recreation goods in specialized stores	3,311	-	5,678
G477	Retail sale of other goods in specialized stores	1,270	75	31,834
G479	Retail trade not in stores, stalls or markets	363	-	1,829
I - Ilocos Region		2,458,020	3,190	527,005
G451	Sale of motor vehicles	22,804	-	8,735
G452	Maintenance and repair of motor vehicles	-	-	1,207
G453	Sale of motor vehicle parts and accessories	4,145	-	9,038
G454	Sale, maintenance and repair of motorcycles and related parts and accessories	10,057	-	25,835
G462	Wholesale of agricultural raw materials and live animals	51,409	111	3,963
G463	Wholesale of food, beverages and tobacco	89,894	-	12,278
G464	Wholesale of household goods	10,236	762	4,348
G465	Wholesale of machinery, equipment and supplies	-	-	17,693
G466	Other specialized wholesale	804	-	29,967
G469	Non-specialized wholesale trade	-	-	-
G471	Retail sale in non-specialized stores	799,016	17	98,569
G472	Retail sale of food, beverages and tobacco in specialized stores	1,249	141	44,861

Table 9 Number of Establishments and Book Value of Tangible Fixed Assets by Type for Wholesale and Retail Trade; Repair of Motor Vehicles and Motorcycles Establishments by Region and Industry Group: Philippines, 2018*(Values are in thousand PhP, except for number of establishments. Details may not add-up to total due to rounding and/or statistical disclosure control.)**Continued*

2009 PSIC Code	Region / Industry Description	Book Value of Tangible Fixed Assets as of 31 December 2018		
		Other Machinery and Equipment	Valuables	Other Tangible Fixed Assets
		(9)	(10)	(11)
G473	Retail sale of automotive fuel in specialized stores	1,205,776	-	16,344
G474	Retail sale of information and communications equipment in specialized stores	527	-	1,880
G475	Retail sale of other household equipment in specialized stores	47,426	2,098	185,087
G476	Retail sale of cultural and recreation goods in specialized stores	6	-	12,124
G477	Retail sale of other goods in specialized stores	214,671	61	55,066
G479	Retail trade not in stores, stalls or markets	-	-	11
	II - Cagayan Valley	52,920	18,784	1,394,245
G451	Sale of motor vehicles	-	-	3,282
G452	Maintenance and repair of motor vehicles	-	1,691	7,939
G453	Sale of motor vehicle parts and accessories	-	2,883	18,602
G454	Sale, maintenance and repair of motorcycles and related parts and accessories	5,805	-	9,999
G462	Wholesale of agricultural raw materials and live animals	12,711	-	26,512
G463	Wholesale of food, beverages and tobacco	6,487	-	101,752
G464	Wholesale of household goods	1,462	-	14,549
G465	Wholesale of machinery, equipment and supplies	1,694	-	1,730
G466	Other specialized wholesale	-	8,997	22,250
G471	Retail sale in non-specialized stores	213	-	94,352
G472	Retail sale of food, beverages and tobacco in specialized stores	135	63	52,690
G473	Retail sale of automotive fuel in specialized stores	3,935	-	211,503
G474	Retail sale of information and communications equipment in specialized stores	13,599	-	6,617
G475	Retail sale of other household equipment in specialized stores	1,382	4,955	718,699
G476	Retail sale of cultural and recreation goods in specialized stores	-	-	12,569

Table 9 Number of Establishments and Book Value of Tangible Fixed Assets by Type for Wholesale and Retail Trade; Repair of Motor Vehicles and Motorcycles Establishments by Region and Industry Group: Philippines, 2018

(Values are in thousand PhP, except for number of establishments. Details may not add-up to total due to rounding and/or statistical disclosure control.)

Continued

2009 PSIC Code	Region / Industry Description	Book Value of Tangible Fixed Assets as of 31 December 2018		
		Other Machinery and Equipment	Valuables	Other Tangible Fixed Assets
		(9)	(10)	(11)
G477	Retail sale of other goods in specialized stores	5,498	195	91,199
G479	Retail trade not in stores, stalls or markets	-	-	-
	III - Central Luzon	2,044,719	47,511	1,306,121
G451	Sale of motor vehicles	31,757	2,726	67,090
G452	Maintenance and repair of motor vehicles	18,035	-	5,430
G453	Sale of motor vehicle parts and accessories	49,585	1,048	25,273
G454	Sale, maintenance and repair of motorcycles and related parts and accessories	83	-	6,937
G461	Wholesale on a fee or contract basis	-	-	68
G462	Wholesale of agricultural raw materials and live animals	1,952	9	10,819
G463	Wholesale of food, beverages and tobacco	34,842	-	41,136
G464	Wholesale of household goods	200,759	-	207,726
G465	Wholesale of machinery, equipment and supplies	1,056	-	7,666
G466	Other specialized wholesale	91,248	1,835	21,624
G469	Non-specialized wholesale trade	-	-	6,217
G471	Retail sale in non-specialized stores	1,232,921	38,959	490,775
G472	Retail sale of food, beverages and tobacco in specialized stores	380	-	22,406
G473	Retail sale of automotive fuel in specialized stores	151,350	-	88,611
G474	Retail sale of information and communications equipment in specialized stores	-	-	3,136
G475	Retail sale of other household equipment in specialized stores	169,960	774	92,926
G476	Retail sale of cultural and recreation goods in specialized stores	3,935	-	7,969
G477	Retail sale of other goods in specialized stores	56,741	2,160	200,280
G479	Retail trade not in stores, stalls or markets	113	-	30

Table 9 Number of Establishments and Book Value of Tangible Fixed Assets by Type for Wholesale and Retail Trade; Repair of Motor Vehicles and Motorcycles Establishments by Region and Industry Group: Philippines, 2018

(Values are in thousand PhP, except for number of establishments. Details may not add-up to total due to rounding and/or statistical disclosure control.)

Continued

2009 PSIC Code	Region / Industry Description	Book Value of Tangible Fixed Assets as of 31 December 2018		
		Other Machinery and Equipment	Valuables	Other Tangible Fixed Assets
		(9)	(10)	(11)
	IVA - CALABARZON	13,399,965	24,139	2,247,288
G451	Sale of motor vehicles	44,797	16,187	125,297
G452	Maintenance and repair of motor vehicles	5,934	-	24,472
G453	Sale of motor vehicle parts and accessories	272	-	46,086
G454	Sale, maintenance and repair of motorcycles and related parts and accessories	3,152	-	145,265
G461	Wholesale on a fee or contract basis	200	-	8,494
G462	Wholesale of agricultural raw materials and live animals	1,522	-	4,673
G463	Wholesale of food, beverages and tobacco	54,408	617	52,045
G464	Wholesale of household goods	70,969	1,027	64,581
G465	Wholesale of machinery, equipment and supplies	36,313	-	66,030
G466	Other specialized wholesale	1,522,112	-	161,617
G469	Non-specialized wholesale trade	-	-	179
G471	Retail sale in non-specialized stores	2,620,796	282	849,873
G472	Retail sale of food, beverages and tobacco in specialized stores	18,614	-	38,979
G473	Retail sale of automotive fuel in specialized stores	8,748,795	130	26,629
G474	Retail sale of information and communications equipment in specialized stores	2,817	-	2,085
G475	Retail sale of other household equipment in specialized stores	69,312	5,121	286,674
G476	Retail sale of cultural and recreation goods in specialized stores	12,495	-	21,774
G477	Retail sale of other goods in specialized stores	187,458	777	321,854
G479	Retail trade not in stores, stalls or markets	-	-	682
	MIMAROPA	1,479,848	-	515,713
G451	Sale of motor vehicles	-	-	137
G452	Maintenance and repair of motor vehicles	91,579	-	332
G453	Sale of motor vehicle parts and accessories	-	-	10,923

Table 9 Number of Establishments and Book Value of Tangible Fixed Assets by Type for Wholesale and Retail Trade; Repair of Motor Vehicles and Motorcycles Establishments by Region and Industry Group: Philippines, 2018

(Values are in thousand PhP, except for number of establishments. Details may not add-up to total due to rounding and/or statistical disclosure control.)

Continued

2009 PSIC Code	Region / Industry Description	Book Value of Tangible Fixed Assets as of 31 December 2018		
		Other Machinery and Equipment	Valuables	Other Tangible Fixed Assets
		(9)	(10)	(11)
G454	Sale, maintenance and repair of motorcycles and related parts and accessories	4,612	-	5,726
G461	Wholesale on a fee or contract basis	S	S	S
G462	Wholesale of agricultural raw materials and live animals	18,147	-	17,441
G463	Wholesale of food, beverages and tobacco	30,344	-	26,296
G464	Wholesale of household goods	-	-	3,554
G465	Wholesale of machinery, equipment and supplies	3,576	-	10,168
G466	Other specialized wholesale	1,000,552	-	4,357
G471	Retail sale in non-specialized stores	1,254	-	51,307
G472	Retail sale of food, beverages and tobacco in specialized stores	10,810	-	1,151
G473	Retail sale of automotive fuel in specialized stores	291,511	-	1,195
G474	Retail sale of information and communications equipment in specialized stores	-	-	10,299
G475	Retail sale of other household equipment in specialized stores	1,988	-	139,767
G476	Retail sale of cultural and recreation goods in specialized stores	-	-	5,558
G477	Retail sale of other goods in specialized stores	25,474	-	227,502
G479	Retail trade not in stores, stalls or markets	S	S	S
	V - Bicol Region	246,482	586	577,173
G451	Sale of motor vehicles	5,658	586	24,831
G452	Maintenance and repair of motor vehicles	-	-	740
G453	Sale of motor vehicle parts and accessories	-	-	2,493
G454	Sale, maintenance and repair of motorcycles and related parts and accessories	809	-	4,531
G461	Wholesale on a fee or contract basis	-	-	15,221
G462	Wholesale of agricultural raw materials and live animals	12,581	-	4,839
G463	Wholesale of food, beverages and tobacco	81,470	-	27,527
G464	Wholesale of household goods	9,699	-	12,775

Table 9 Number of Establishments and Book Value of Tangible Fixed Assets by Type for Wholesale and Retail Trade; Repair of Motor Vehicles and Motorcycles Establishments by Region and Industry Group: Philippines, 2018*(Values are in thousand PhP, except for number of establishments. Details may not add-up to total due to rounding and/or statistical disclosure control.)**Continued*

2009 PSIC Code	Region / Industry Description	Book Value of Tangible Fixed Assets as of 31 December 2018		
		Other Machinery and Equipment	Valuables	Other Tangible Fixed Assets
		(9)	(10)	(11)
G465	Wholesale of machinery, equipment and supplies	428	-	37,030
G466	Other specialized wholesale	-	-	576
G471	Retail sale in non-specialized stores	43,651	-	117,091
G472	Retail sale of food, beverages and tobacco in specialized stores	500	-	10,103
G473	Retail sale of automotive fuel in specialized stores	17,719	-	80,336
G474	Retail sale of information and communications equipment in specialized stores	3,152	-	4,516
G475	Retail sale of other household equipment in specialized stores	5,662	-	72,599
G476	Retail sale of cultural and recreation goods in specialized stores	-	-	9,228
G477	Retail sale of other goods in specialized stores	65,155	-	152,736
G479	Retail trade not in stores, stalls or markets	-	-	-
VI - Western Visayas		2,972,596	151,579	1,857,816
G451	Sale of motor vehicles	4,364	2,256	56,223
G452	Maintenance and repair of motor vehicles	7,827	-	10,969
G453	Sale of motor vehicle parts and accessories	2,138	-	11,702
G454	Sale, maintenance and repair of motorcycles and related parts and accessories	9,314	-	295,533
G461	Wholesale on a fee or contract basis	1,622	-	5,417
G462	Wholesale of agricultural raw materials and live animals	17,798	-	7,264
G463	Wholesale of food, beverages and tobacco	26,159	371	73,758
G464	Wholesale of household goods	35,929	-	27,731
G465	Wholesale of machinery, equipment and supplies	242	-	38,129
G466	Other specialized wholesale	1,999,701	143,697	117,267
G471	Retail sale in non-specialized stores	375,131	1,464	138,686
G472	Retail sale of food, beverages and tobacco in specialized stores	1,791	-	50,957
G473	Retail sale of automotive fuel in specialized stores	14,061	-	79,694

Table 9 Number of Establishments and Book Value of Tangible Fixed Assets by Type for Wholesale and Retail Trade; Repair of Motor Vehicles and Motorcycles Establishments by Region and Industry Group: Philippines, 2018*(Values are in thousand PhP, except for number of establishments. Details may not add-up to total due to rounding and/or statistical disclosure control.)**Continued*

2009 PSIC Code	Region / Industry Description	Book Value of Tangible Fixed Assets as of 31 December 2018		
		Other Machinery and Equipment	Valuables	Other Tangible Fixed Assets
		(9)	(10)	(11)
G474	Retail sale of information and communications equipment in specialized stores	17,484	1,214	67,595
G475	Retail sale of other household equipment in specialized stores	30,528	268	197,707
G476	Retail sale of cultural and recreation goods in specialized stores	4,590	-	26,450
G477	Retail sale of other goods in specialized stores	423,862	2,309	652,304
G479	Retail trade not in stores, stalls or markets	54	-	433
VII - Central Visayas		2,546,412	69,724	2,673,627
G451	Sale of motor vehicles	75,248	1,131	136,046
G452	Maintenance and repair of motor vehicles	10,257	-	13,646
G453	Sale of motor vehicle parts and accessories	996	-	44,563
G454	Sale, maintenance and repair of motorcycles and related parts and accessories	8,683	2,701	35,001
G461	Wholesale on a fee or contract basis	119	-	3,669
G462	Wholesale of agricultural raw materials and live animals	3,614	-	10,606
G463	Wholesale of food, beverages and tobacco	276,229	-	67,785
G464	Wholesale of household goods	76,071	624	52,297
G465	Wholesale of machinery, equipment and supplies	5,237	10,156	45,804
G466	Other specialized wholesale	199,346	53,141	826,311
G469	Non-specialized wholesale trade	98	-	1,032
G471	Retail sale in non-specialized stores	521,889	-	405,425
G472	Retail sale of food, beverages and tobacco in specialized stores	24,544	652	21,981
G473	Retail sale of automotive fuel in specialized stores	1,198,753	-	52,552
G474	Retail sale of information and communications equipment in specialized stores	1,039	69	5,683
G475	Retail sale of other household equipment in specialized stores	78,307	973	135,264
G476	Retail sale of cultural and recreation goods in specialized stores	7,778	-	23,030

Table 9 Number of Establishments and Book Value of Tangible Fixed Assets by Type for Wholesale and Retail Trade; Repair of Motor Vehicles and Motorcycles Establishments by Region and Industry Group: Philippines, 2018

(Values are in thousand PhP, except for number of establishments. Details may not add-up to total due to rounding and/or statistical disclosure control.)

Continued

2009 PSIC Code	Region / Industry Description	Book Value of Tangible Fixed Assets as of 31 December 2018		
		Other Machinery and Equipment	Valuables	Other Tangible Fixed Assets
		(9)	(10)	(11)
G477	Retail sale of other goods in specialized stores	58,204	277	792,232
G479	Retail trade not in stores, stalls or markets	-	-	699
VIII - Eastern Visayas		11,761,937	1,646	496,282
G451	Sale of motor vehicles	3,974	103	129,732
G452	Maintenance and repair of motor vehicles	-	-	5,778
G453	Sale of motor vehicle parts and accessories	-	-	51,556
G454	Sale, maintenance and repair of motorcycles and related parts and accessories	385	-	5,115
G461	Wholesale on a fee or contract basis	-	-	269
G462	Wholesale of agricultural raw materials and live animals	978	4	1,375
G463	Wholesale of food, beverages and tobacco	6,460	-	9,771
G464	Wholesale of household goods	10,772	-	24,853
G465	Wholesale of machinery, equipment and supplies	455	131	4,061
G466	Other specialized wholesale	140	12	104,136
G471	Retail sale in non-specialized stores	13,771	260	45,931
G472	Retail sale of food, beverages and tobacco in specialized stores	106	-	6,111
G473	Retail sale of automotive fuel in specialized stores	11,613,985	953	17,997
G474	Retail sale of information and communications equipment in specialized stores	3,882	-	7,584
G475	Retail sale of other household equipment in specialized stores	30,368	182	51,234
G476	Retail sale of cultural and recreation goods in specialized stores	73,510	-	14,792
G477	Retail sale of other goods in specialized stores	3,150	-	15,986
IX - Zamboanga Peninsula		221,678	22,014	763,162
G451	Sale of motor vehicles	2,288	541	4,815
G452	Maintenance and repair of motor vehicles	-	-	2,154

Table 9 Number of Establishments and Book Value of Tangible Fixed Assets by Type for Wholesale and Retail Trade; Repair of Motor Vehicles and Motorcycles Establishments by Region and Industry Group: Philippines, 2018

(Values are in thousand PhP, except for number of establishments. Details may not add-up to total due to rounding and/or statistical disclosure control.)

Continued

2009 PSIC Code	Region / Industry Description	Book Value of Tangible Fixed Assets as of 31 December 2018		
		Other Machinery and Equipment	Valuables	Other Tangible Fixed Assets
		(9)	(10)	(11)
G453	Sale of motor vehicle parts and accessories	807	-	7,045
G454	Sale, maintenance and repair of motorcycles and related parts and accessories	1,114	-	339,626
G461	Wholesale on a fee or contract basis	-	-	5,321
G462	Wholesale of agricultural raw materials and live animals	352	3,249	6,354
G463	Wholesale of food, beverages and tobacco	5,346	-	34,937
G464	Wholesale of household goods	142	-	18,676
G465	Wholesale of machinery, equipment and supplies	206	-	13,152
G466	Other specialized wholesale	9	553	3,716
G471	Retail sale in non-specialized stores	42,157	1,932	93,171
G472	Retail sale of food, beverages and tobacco in specialized stores	-	1,129	63,619
G473	Retail sale of automotive fuel in specialized stores	146,208	10,575	34,349
G474	Retail sale of information and communications equipment in specialized stores	2,142	-	21,813
G475	Retail sale of other household equipment in specialized stores	9,338	1,698	43,320
G476	Retail sale of cultural and recreation goods in specialized stores	889	-	2,692
G477	Retail sale of other goods in specialized stores	10,679	2,339	67,143
G479	Retail trade not in stores, stalls or markets	-	-	1,256
	X - Northern Mindanao	4,375,418	517,574	1,530,961
G451	Sale of motor vehicles	67,024	18,001	21,426
G452	Maintenance and repair of motor vehicles	57	-	4,098
G453	Sale of motor vehicle parts and accessories	7,615	22,400	97,945
G454	Sale, maintenance and repair of motorcycles and related parts and accessories	929	359	8,012
G461	Wholesale on a fee or contract basis	-	3,343	-
G462	Wholesale of agricultural raw materials and live animals	1,455	-	2,648

Table 9 Number of Establishments and Book Value of Tangible Fixed Assets by Type for Wholesale and Retail Trade; Repair of Motor Vehicles and Motorcycles Establishments by Region and Industry Group: Philippines, 2018*(Values are in thousand PhP, except for number of establishments. Details may not add-up to total due to rounding and/or statistical disclosure control.)**Continued*

2009 PSIC Code	Region / Industry Description	Book Value of Tangible Fixed Assets as of 31 December 2018		
		Other Machinery and Equipment	Valuables	Other Tangible Fixed Assets
		(9)	(10)	(11)
G463	Wholesale of food, beverages and tobacco	75,624	6,007	46,875
G464	Wholesale of household goods	3,714	14,948	40,574
G465	Wholesale of machinery, equipment and supplies	922	68	24,311
G466	Other specialized wholesale	934,717	-	18,626
G469	Non-specialized wholesale trade	914,525	-	3,115
G471	Retail sale in non-specialized stores	1,140,786	293,190	204,625
G472	Retail sale of food, beverages and tobacco in specialized stores	-	58,438	26,974
G473	Retail sale of automotive fuel in specialized stores	982,736	76	309,795
G474	Retail sale of information and communications equipment in specialized stores	149	9,452	20,937
G475	Retail sale of other household equipment in specialized stores	168,315	5,402	48,397
G476	Retail sale of cultural and recreation goods in specialized stores	47,333	8,131	9,123
G477	Retail sale of other goods in specialized stores	29,520	77,759	643,388
G479	Retail trade not in stores, stalls or markets	-	-	93
XI - Davao Region		2,751,278	19,501	2,015,858
G451	Sale of motor vehicles	32,882	-	27,943
G452	Maintenance and repair of motor vehicles	2,798	373	20,807
G453	Sale of motor vehicle parts and accessories	1,561	-	6,201
G454	Sale, maintenance and repair of motorcycles and related parts and accessories	4	-	23,573
G461	Wholesale on a fee or contract basis	3,508	170	1,283,308
G462	Wholesale of agricultural raw materials and live animals	17,350	-	8,617
G463	Wholesale of food, beverages and tobacco	273,197	-	67,793
G464	Wholesale of household goods	49,304	-	23,458
G465	Wholesale of machinery, equipment and supplies	8,111	-	12,305
G466	Other specialized wholesale	360,332	604	107,259
G469	Non-specialized wholesale trade	-	-	-

Table 9 Number of Establishments and Book Value of Tangible Fixed Assets by Type for Wholesale and Retail Trade; Repair of Motor Vehicles and Motorcycles Establishments by Region and Industry Group: Philippines, 2018

(Values are in thousand PhP, except for number of establishments. Details may not add-up to total due to rounding and/or statistical disclosure control.)

Continued

2009 PSIC Code	Region / Industry Description	Book Value of Tangible Fixed Assets as of 31 December 2018		
		Other Machinery and Equipment	Valuables	Other Tangible Fixed Assets
		(9)	(10)	(11)
G471	Retail sale in non-specialized stores	1,918,295	18,161	122,640
G472	Retail sale of food, beverages and tobacco in specialized stores	4,850	-	2,639
G473	Retail sale of automotive fuel in specialized stores	24,285	-	22,076
G474	Retail sale of information and communications equipment in specialized stores	6,771	-	101,978
G475	Retail sale of other household equipment in specialized stores	4,250	-	72,445
G476	Retail sale of cultural and recreation goods in specialized stores	116	-	5,826
G477	Retail sale of other goods in specialized stores	43,663	193	106,638
G479	Retail trade not in stores, stalls or markets	-	-	353
	XII - SOCCSKSARGEN	1,185,257	13,121	727,877
G451	Sale of motor vehicles	2,065	-	1,713
G452	Maintenance and repair of motor vehicles	-	2,783	773
G453	Sale of motor vehicle parts and accessories	1,916	-	105,086
G454	Sale, maintenance and repair of motorcycles and related parts and accessories	74	-	7,516
G461	Wholesale on a fee or contract basis	-	-	3,025
G462	Wholesale of agricultural raw materials and live animals	2,797	-	22,682
G463	Wholesale of food, beverages and tobacco	8,859	426	36,138
G464	Wholesale of household goods	666	-	26,738
G465	Wholesale of machinery, equipment and supplies	15,644	-	1,010
G466	Other specialized wholesale	1,061,198	-	4,931
G471	Retail sale in non-specialized stores	9,360	4,582	137,231
G472	Retail sale of food, beverages and tobacco in specialized stores	-	3,103	69,339
G473	Retail sale of automotive fuel in specialized stores	1,093	1,219	27,393
G474	Retail sale of information and communications equipment in specialized stores	-	-	42,290

Table 9 Number of Establishments and Book Value of Tangible Fixed Assets by Type for Wholesale and Retail Trade; Repair of Motor Vehicles and Motorcycles Establishments by Region and Industry Group: Philippines, 2018*(Values are in thousand PhP, except for number of establishments. Details may not add-up to total due to rounding and/or statistical disclosure control.)**Continued*

2009 PSIC Code	Region / Industry Description	Book Value of Tangible Fixed Assets as of 31 December 2018		
		Other Machinery and Equipment	Valuables	Other Tangible Fixed Assets
		(9)	(10)	(11)
G475	Retail sale of other household equipment in specialized stores	53,050	153	121,175
G476	Retail sale of cultural and recreation goods in specialized stores	7,938	-	26,687
G477	Retail sale of other goods in specialized stores	20,456	855	91,842
G479	Retail trade not in stores, stalls or markets	142	-	2,307
	XIII - Caraga	1,349,311	25,335	225,930
G451	Sale of motor vehicles	1,643	-	2,846
G452	Maintenance and repair of motor vehicles	-	-	1,215
G453	Sale of motor vehicle parts and accessories	-	-	2,507
G454	Sale, maintenance and repair of motorcycles and related parts and accessories	2,138	-	3,876
G461	Wholesale on a fee or contract basis	S	S	S
G462	Wholesale of agricultural raw materials and live animals	406	-	1,311
G463	Wholesale of food, beverages and tobacco	46,719	-	23,646
G464	Wholesale of household goods	42	-	1,149
G465	Wholesale of machinery, equipment and supplies	8,754	-	1,536
G466	Other specialized wholesale	1,117,366	-	4,563
G471	Retail sale in non-specialized stores	148,061	-	69,167
G472	Retail sale of food, beverages and tobacco in specialized stores	-	-	32,906
G473	Retail sale of automotive fuel in specialized stores	1,270	-	8,449
G474	Retail sale of information and communications equipment in specialized stores	2,836	6	7,155
G475	Retail sale of other household equipment in specialized stores	11,711	1,449	48,876
G476	Retail sale of cultural and recreation goods in specialized stores	-	-	6,729
G477	Retail sale of other goods in specialized stores	8,365	23,880	9,896
G479	Retail trade not in stores, stalls or markets	S	S	S

Table 9 Number of Establishments and Book Value of Tangible Fixed Assets by Type for Wholesale and Retail Trade; Repair of Motor Vehicles and Motorcycles Establishments by Region and Industry Group: Philippines, 2018

(Values are in thousand PhP, except for number of establishments. Details may not add-up to total due to rounding and/or statistical disclosure control.)

Concluded

2009 PSIC Code	Region / Industry Description	Book Value of Tangible Fixed Assets as of 31 December 2018		
		Other Machinery and Equipment	Valuables	Other Tangible Fixed Assets
		(9)	(10)	(11)
	Autonomous Region in Muslim Mindanao	12,962	51,566	47,773
G451	Sale of motor vehicles	-	-	-
G453	Sale of motor vehicle parts and accessories	-	2,079	60
G454	Sale, maintenance and repair of motorcycles and related parts and accessories	3,234	-	-
G462	Wholesale of agricultural raw materials and live animals	1,622	-	424
G463	Wholesale of food, beverages and tobacco	845	-	646
G464	Wholesale of household goods	-	-	-
G465	Wholesale of machinery, equipment and supplies	-	-	3,714
G466	Other specialized wholesale	-	21,314	679
G471	Retail sale in non-specialized stores	627	6,467	2,934
G472	Retail sale of food, beverages and tobacco in specialized stores	-	-	-
G473	Retail sale of automotive fuel in specialized stores	-	-	5,922
G474	Retail sale of information and communications equipment in specialized stores	-	-	287
G475	Retail sale of other household equipment in specialized stores	-	12,923	25,887
G476	Retail sale of cultural and recreation goods in specialized stores	-	-	-
G477	Retail sale of other goods in specialized stores	6,634	8,783	7,220
G479	Retail trade not in stores, stalls or markets	-	-	-

Note: "-" – Zero Value

S – Suppressed Data

Source: Philippine Statistics Authority, 2018 Census of Philippine Business and Industry

Table 10 Number of Establishments and Book Value of Intangible Assets by Type for Wholesale and Retail Trade; Repair of Motor Vehicles and Motorcycles Establishments by Region and Industry Group: Philippines, 2018

(Values are in thousand PhP, except for number of establishments. Details may not add-up to total due to rounding and/or statistical disclosure control.)

2009 PSIC Code	Region / Industry Description	Number of Establishments	Value of Intangible Assets as of 31 December 2018		
			Total	Intangible Non- Produced Assets	Computer Software and Databases
		(1)	(2)	(3)	(4)
	Philippines	137,674	105,073,548	42,993,253	60,244,634
G451	Sale of motor vehicles	1,595	447,579	289,619	157,453
G452	Maintenance and repair of motor vehicles	2,991	41,453	34,589	3,375
G453	Sale of motor vehicle parts and accessories	4,837	92,331	4,238	39,675
G454	Sale, maintenance and repair of motorcycles and related parts and accessories	8,501	706,983	2,190	704,790
G461	Wholesale on a fee or contract basis	518	404,499	116,142	288,357
G462	Wholesale of agricultural raw materials and live animals	2,430	26,104	6,036	20,068
G463	Wholesale of food, beverages and tobacco	3,508	1,879,768	58,218	438,004
G464	Wholesale of household goods	6,370	3,358,593	1,780,058	1,565,722
G465	Wholesale of machinery, equipment and supplies	2,810	152,977	31,413	112,492
G466	Other specialized wholesale	4,173	612,928	234,046	349,507
G469	Non-specialized wholesale trade	93	-	-	-
G471	Retail sale in non-specialized stores	13,478	51,469,266	20,521,598	30,926,041
G472	Retail sale of food, beverages and tobacco in specialized stores	11,793	265,978	72,667	14,490
G473	Retail sale of automotive fuel in specialized stores	7,074	115,566	19,788	95,778
G474	Retail sale of information and communications equipment in specialized stores	6,782	87,425	32,190	54,731
G475	Retail sale of other household equipment in specialized stores	17,389	27,450,845	11,634,848	15,685,178
G476	Retail sale of cultural and recreation goods in specialized stores	3,374	5,550,078	2,321,298	3,215,993
G477	Retail sale of other goods in specialized stores	39,585	12,394,478	5,834,316	6,556,321
G479	Retail trade not in stores, stalls or markets	373	16,696	-	16,657
	National Capital Region	21,366	43,990,183	18,374,214	25,381,848
G451	Sale of motor vehicles	279	329,204	209,587	119,617
G452	Maintenance and repair of motor vehicles	387	1,512	830	681
G453	Sale of motor vehicle parts and accessories	688	76,159	-	29,893

Continued

Table 10 Number of Establishments and Book Value of Intangible Assets by Type for Wholesale and Retail Trade; Repair of Motor Vehicles and Motorcycles Establishments by Region and Industry Group: Philippines, 2018

(Values are in thousand PhP, except for number of establishments. Details may not add-up to total due to rounding and/or statistical disclosure control.)

Continued

2009 PSIC Code	Region / Industry Description	Number of Establishments	Value of Intangible Assets as of 31 December 2018		
			Total	Intangible Non- Produced Assets	Computer Software and Databases
		(1)	(2)	(3)	(4)
G454	Sale, maintenance and repair of motorcycles and related parts and accessories	556	8,110	220	7,889
G461	Wholesale on a fee or contract basis	170	36,095	14,441	21,655
G462	Wholesale of agricultural raw materials and live animals	217	19,135	-	19,135
G463	Wholesale of food, beverages and tobacco	563	450,386	16,043	424,074
G464	Wholesale of household goods	2,144	1,365,403	807,125	549,804
G465	Wholesale of machinery, equipment and supplies	1,189	101,625	3,870	90,222
G466	Other specialized wholesale	1,043	529,929	206,317	294,237
G469	Non-specialized wholesale trade	28	-	-	-
G471	Retail sale in non-specialized stores	1,344	24,419,327	9,729,434	14,686,103
G472	Retail sale of food, beverages and tobacco in specialized stores	941	171,690	52,431	4,741
G473	Retail sale of automotive fuel in specialized stores	619	76,403	130	76,273
G474	Retail sale of information and communications equipment in specialized stores	770	57,333	30,106	27,227
G475	Retail sale of other household equipment in specialized stores	2,746	7,248,001	3,227,534	4,020,467
G476	Retail sale of cultural and recreation goods in specialized stores	539	2,790,090	1,157,356	1,622,206
G477	Retail sale of other goods in specialized stores	7,048	6,295,027	2,918,789	3,372,910
G479	Retail trade not in stores, stalls or markets	96	14,753	-	14,714
	Cordillera Administrative Region	4,683	368,359	161,834	184,435
G451	Sale of motor vehicles	37	-	-	-
G452	Maintenance and repair of motor vehicles	130	-	-	-
G453	Sale of motor vehicle parts and accessories	188	-	-	-
G454	Sale, maintenance and repair of motorcycles and related parts and accessories	293	-	-	-
G461	Wholesale on a fee or contract basis	12	-	-	-
G462	Wholesale of agricultural raw materials and live animals	74	6,036	6,036	-

Table 10 Number of Establishments and Book Value of Intangible Assets by Type for Wholesale and Retail Trade; Repair of Motor Vehicles and Motorcycles Establishments by Region and Industry Group: Philippines, 2018

(Values are in thousand PhP, except for number of establishments. Details may not add-up to total due to rounding and/or statistical disclosure control.)

Continued

2009 PSIC Code	Region / Industry Description	Number of Establishments	Value of Intangible Assets as of 31 December 2018		
			Total	Intangible Non- Produced Assets	Computer Software and Databases
		(1)	(2)	(3)	(4)
G463	Wholesale of food, beverages and tobacco	126	-	-	-
G464	Wholesale of household goods	144	32,982	32,982	-
G465	Wholesale of machinery, equipment and supplies	41	-	-	-
G466	Other specialized wholesale	97	-	-	-
G471	Retail sale in non-specialized stores	376	113,893	42,208	71,685
G472	Retail sale of food, beverages and tobacco in specialized stores	391	-	-	-
G473	Retail sale of automotive fuel in specialized stores	346	-	-	-
G474	Retail sale of information and communications equipment in specialized stores	312	95	-	95
G475	Retail sale of other household equipment in specialized stores	820	213,857	80,557	111,262
G476	Retail sale of cultural and recreation goods in specialized stores	110	52	-	-
G477	Retail sale of other goods in specialized stores	1,161	1,443	50	1,393
G479	Retail trade not in stores, stalls or markets	24	-	-	-
	I - Ilocos Region	5,820	1,655,183	495,374	777,896
G451	Sale of motor vehicles	72	2,865	2,157	709
G452	Maintenance and repair of motor vehicles	159	-	-	-
G453	Sale of motor vehicle parts and accessories	354	1,781	-	66
G454	Sale, maintenance and repair of motorcycles and related parts and accessories	285	-	-	-
G462	Wholesale of agricultural raw materials and live animals	91	-	-	-
G463	Wholesale of food, beverages and tobacco	157	355,589	-	-
G464	Wholesale of household goods	273	493	-	493
G465	Wholesale of machinery, equipment and supplies	108	-	-	-
G466	Other specialized wholesale	244	-	-	-
G469	Non-specialized wholesale trade	5	-	-	-
G471	Retail sale in non-specialized stores	793	713,782	257,028	456,754

Table 10 Number of Establishments and Book Value of Intangible Assets by Type for Wholesale and Retail Trade; Repair of Motor Vehicles and Motorcycles Establishments by Region and Industry Group: Philippines, 2018

(Values are in thousand PhP, except for number of establishments. Details may not add-up to total due to rounding and/or statistical disclosure control.)

Continued

2009 PSIC Code	Region / Industry Description	Number of Establishments	Value of Intangible Assets as of 31 December 2018		
			Total	Intangible Non- Produced Assets	Computer Software and Databases
		(1)	(2)	(3)	(4)
G472	Retail sale of food, beverages and tobacco in specialized stores	525	14,026	13,923	102
G473	Retail sale of automotive fuel in specialized stores	294	-	-	-
G474	Retail sale of information and communications equipment in specialized stores	350	511	-	7
G475	Retail sale of other household equipment in specialized stores	815	358,354	142,176	192,218
G476	Retail sale of cultural and recreation goods in specialized stores	110	52	-	-
G477	Retail sale of other goods in specialized stores	1,173	207,730	80,090	127,547
G479	Retail trade not in stores, stalls or markets	10	-	-	-
	II - Cagayan Valley	5,470	1,923,469	744,087	1,087,440
G451	Sale of motor vehicles	68	1,221	877	344
G452	Maintenance and repair of motor vehicles	152	-	-	-
G453	Sale of motor vehicle parts and accessories	261	-	-	-
G454	Sale, maintenance and repair of motorcycles and related parts and accessories	365	-	-	-
G462	Wholesale of agricultural raw materials and live animals	162	-	-	-
G463	Wholesale of food, beverages and tobacco	87	238	-	238
G464	Wholesale of household goods	305	107,764	42,753	65,011
G465	Wholesale of machinery, equipment and supplies	69	-	-	-
G466	Other specialized wholesale	183	-	-	-
G471	Retail sale in non-specialized stores	337	480,864	177,133	287,347
G472	Retail sale of food, beverages and tobacco in specialized stores	669	7,320	-	7,320
G473	Retail sale of automotive fuel in specialized stores	358	-	-	-
G474	Retail sale of information and communications equipment in specialized stores	390	-	-	-
G475	Retail sale of other household equipment in specialized stores	705	487,987	172,720	239,709

Table 10 Number of Establishments and Book Value of Intangible Assets by Type for Wholesale and Retail Trade; Repair of Motor Vehicles and Motorcycles Establishments by Region and Industry Group: Philippines, 2018

(Values are in thousand PhP, except for number of establishments. Details may not add-up to total due to rounding and/or statistical disclosure control.)

Continued

2009 PSIC Code	Region / Industry Description	Number of Establishments	Value of Intangible Assets as of 31 December 2018		
			Total	Intangible Non- Produced Assets	Computer Software and Databases
		(1)	(2)	(3)	(4)
G476	Retail sale of cultural and recreation goods in specialized stores	199	-	-	-
G477	Retail sale of other goods in specialized stores	1,151	838,074	350,604	487,470
G479	Retail trade not in stores, stalls or markets	9	-	-	-
	III - Central Luzon	10,554	7,777,848	3,117,045	4,659,725
G451	Sale of motor vehicles	176	26,236	24,629	1,607
G452	Maintenance and repair of motor vehicles	233	3,194	500	2,694
G453	Sale of motor vehicle parts and accessories	331	-	-	-
G454	Sale, maintenance and repair of motorcycles and related parts and accessories	502	-	-	-
G461	Wholesale on a fee or contract basis	15	-	-	-
G462	Wholesale of agricultural raw materials and live animals	222	-	-	-
G463	Wholesale of food, beverages and tobacco	273	1,193	795	28
G464	Wholesale of household goods	466	686	-	686
G465	Wholesale of machinery, equipment and supplies	161	660	-	40
G466	Other specialized wholesale	362	20,581	349	20,232
G469	Non-specialized wholesale trade	5	-	-	-
G471	Retail sale in non-specialized stores	1,222	4,734,099	1,842,471	2,891,628
G472	Retail sale of food, beverages and tobacco in specialized stores	650	-	-	-
G473	Retail sale of automotive fuel in specialized stores	671	476	444	33
G474	Retail sale of information and communications equipment in specialized stores	183	-	-	-
G475	Retail sale of other household equipment in specialized stores	1,435	2,976,739	1,245,162	1,731,542
G476	Retail sale of cultural and recreation goods in specialized stores	259	112	52	8
G477	Retail sale of other goods in specialized stores	3,376	13,872	2,644	11,228
G479	Retail trade not in stores, stalls or markets	12	-	-	-

Table 10 Number of Establishments and Book Value of Intangible Assets by Type for Wholesale and Retail Trade; Repair of Motor Vehicles and Motorcycles Establishments by Region and Industry Group: Philippines, 2018

(Values are in thousand PhP, except for number of establishments. Details may not add-up to total due to rounding and/or statistical disclosure control.)

Continued

Continued

2009 PSIC Code	Region / Industry Description	Number of Establishments	Value of Intangible Assets as of 31 December 2018		
			Total	Intangible Non- Produced Assets	Computer Software and Databases
		(1)	(2)	(3)	(4)
IVA - CALABARZON		12,537	14,777,966	5,468,407	9,071,623
G451	Sale of motor vehicles	105	52,292	45,855	6,437
G452	Maintenance and repair of motor vehicles	254	3,489	-	-
G453	Sale of motor vehicle parts and accessories	463	747	-	747
G454	Sale, maintenance and repair of motorcycles and related parts and accessories	665	696,811	-	696,811
G461	Wholesale on a fee or contract basis	48	1,378	-	1,378
G462	Wholesale of agricultural raw materials and live animals	120	-	-	-
G463	Wholesale of food, beverages and tobacco	292	224,272	497	743
G464	Wholesale of household goods	349	3,370	634	735
G465	Wholesale of machinery, equipment and supplies	154	12,086	-	11,901
G466	Other specialized wholesale	356	14,130	965	13,166
G469	Non-specialized wholesale trade	9	-	-	-
G471	Retail sale in non-specialized stores	1,855	7,398,732	2,787,475	4,611,258
G472	Retail sale of food, beverages and tobacco in specialized stores	1,477	-	-	-
G473	Retail sale of automotive fuel in specialized stores	788	2,560	815	1,745
G474	Retail sale of information and communications equipment in specialized stores	341	-	-	-
G475	Retail sale of other household equipment in specialized stores	2,207	4,071,724	1,697,253	2,365,243
G476	Retail sale of cultural and recreation goods in specialized stores	317	754,976	313,658	441,318
G477	Retail sale of other goods in specialized stores	2,698	1,541,398	621,255	920,143
G479	Retail trade not in stores, stalls or markets	38	-	-	-
MIMAROPA		4,931	930,287	397,067	417,291
G451	Sale of motor vehicles	16	24,405	-	24,200
G452	Maintenance and repair of motor vehicles	102	-	-	-

Table 10 Number of Establishments and Book Value of Intangible Assets by Type for Wholesale and Retail Trade; Repair of Motor Vehicles and Motorcycles Establishments by Region and Industry Group: Philippines, 2018

(Values are in thousand PhP, except for number of establishments. Details may not add-up to total due to rounding and/or statistical disclosure control.)

Continued

2009 PSIC Code	Region / Industry Description	Number of Establishments	Value of Intangible Assets as of 31 December 2018		
			Total	Intangible Non- Produced Assets	Computer Software and Databases
		(1)	(2)	(3)	(4)
G453	Sale of motor vehicle parts and accessories	195	-	-	-
G454	Sale, maintenance and repair of motorcycles and related parts and accessories	609	454	454	-
G461	Wholesale on a fee or contract basis	S	S	S	S
G462	Wholesale of agricultural raw materials and live animals	121	-	-	-
G463	Wholesale of food, beverages and tobacco	123	77,297	3,117	537
G464	Wholesale of household goods	202	-	-	-
G465	Wholesale of machinery, equipment and supplies	77	-	-	-
G466	Other specialized wholesale	111	45	19	26
G471	Retail sale in non-specialized stores	422	501,270	210,211	291,059
G472	Retail sale of food, beverages and tobacco in specialized stores	296	42,081	-	-
G473	Retail sale of automotive fuel in specialized stores	307	-	-	-
G474	Retail sale of information and communications equipment in specialized stores	289	-	-	-
G475	Retail sale of other household equipment in specialized stores	631	160,939	67,397	93,542
G476	Retail sale of cultural and recreation goods in specialized stores	105	52	52	-
G477	Retail sale of other goods in specialized stores	1,313	123,742	115,816	7,926
G479	Retail trade not in stores, stalls or markets	S	S	S	S
V - Bicol Region		5,944	2,010,459	796,230	1,074,002
G451	Sale of motor vehicles	38	205	113	92
G452	Maintenance and repair of motor vehicles	185	-	-	-
G453	Sale of motor vehicle parts and accessories	195	227	227	-
G454	Sale, maintenance and repair of motorcycles and related parts and accessories	331	-	-	-
G461	Wholesale on a fee or contract basis	27	71	-	71
G462	Wholesale of agricultural raw materials and live animals	111	-	-	-

Table 10 Number of Establishments and Book Value of Intangible Assets by Type for Wholesale and Retail Trade; Repair of Motor Vehicles and Motorcycles Establishments by Region and Industry Group: Philippines, 2018

(Values are in thousand PhP, except for number of establishments. Details may not add-up to total due to rounding and/or statistical disclosure control.)

Continued

2009 PSIC Code	Region / Industry Description	Number of Establishments	Value of Intangible Assets as of 31 December 2018		
			Total	Intangible Non- Produced Assets	Computer Software and Databases
		(1)	(2)	(3)	(4)
G463	Wholesale of food, beverages and tobacco	227	147,154	8,004	281
G464	Wholesale of household goods	282	665	20	645
G465	Wholesale of machinery, equipment and supplies	139	-	-	-
G466	Other specialized wholesale	137	41	17	24
G471	Retail sale in non-specialized stores	481	217,375	90,914	126,410
G472	Retail sale of food, beverages and tobacco in specialized stores	602	-	-	-
G473	Retail sale of automotive fuel in specialized stores	333	230	-	230
G474	Retail sale of information and communications equipment in specialized stores	173	-	-	-
G475	Retail sale of other household equipment in specialized stores	810	876	-	876
G476	Retail sale of cultural and recreation goods in specialized stores	136	15,652	14,344	-
G477	Retail sale of other goods in specialized stores	1,719	1,626,021	682,590	943,430
G479	Retail trade not in stores, stalls or markets	17	1,943	-	1,943
	VI - Western Visayas	9,405	5,032,362	2,054,857	2,974,856
G451	Sale of motor vehicles	121	-	-	-
G452	Maintenance and repair of motor vehicles	193	-	-	-
G453	Sale of motor vehicle parts and accessories	216	85	-	85
G454	Sale, maintenance and repair of motorcycles and related parts and accessories	910	909	909	-
G461	Wholesale on a fee or contract basis	21	-	-	-
G462	Wholesale of agricultural raw materials and live animals	148	-	-	-
G463	Wholesale of food, beverages and tobacco	227	1,523	-	1,072
G464	Wholesale of household goods	350	870,014	363,661	504,163
G465	Wholesale of machinery, equipment and supplies	79	-	-	-
G466	Other specialized wholesale	207	11,029	20	11,009
G471	Retail sale in non-specialized stores	933	2,867,633	1,202,527	1,665,106

Table 10 Number of Establishments and Book Value of Intangible Assets by Type for Wholesale and Retail Trade; Repair of Motor Vehicles and Motorcycles Establishments by Region and Industry Group: Philippines, 2018

(Values are in thousand PhP, except for number of establishments. Details may not add-up to total due to rounding and/or statistical disclosure control.)

Continued

2009 PSIC Code	Region / Industry Description	Number of Establishments	Value of Intangible Assets as of 31 December 2018		
			Total	Intangible Non- Produced Assets	Computer Software and Databases
		(1)	(2)	(3)	(4)
G472	Retail sale of food, beverages and tobacco in specialized stores	671	-	-	-
G473	Retail sale of automotive fuel in specialized stores	426	2,236	2,236	-
G474	Retail sale of information and communications equipment in specialized stores	517	4,919	-	4,919
G475	Retail sale of other household equipment in specialized stores	1,109	1,155,820	483,634	672,186
G476	Retail sale of cultural and recreation goods in specialized stores	274	8	-	-
G477	Retail sale of other goods in specialized stores	2,965	118,186	1,871	116,315
G479	Retail trade not in stores, stalls or markets	38	-	-	-
	VII - Central Visayas	11,642	17,388,844	7,710,983	9,676,216
G451	Sale of motor vehicles	206	1,035	-	1,035
G452	Maintenance and repair of motor vehicles	272	-	-	-
G453	Sale of motor vehicle parts and accessories	408	8,884	-	8,884
G454	Sale, maintenance and repair of motorcycles and related parts and accessories	486	700	606	90
G461	Wholesale on a fee or contract basis	38	13,229	-	13,229
G462	Wholesale of agricultural raw materials and live animals	118	-	-	-
G463	Wholesale of food, beverages and tobacco	233	15,546	13,572	1,448
G464	Wholesale of household goods	494	1,532	-	1,532
G465	Wholesale of machinery, equipment and supplies	216	26,579	26,198	-
G466	Other specialized wholesale	362	312	17	295
G469	Non-specialized wholesale trade	8	-	-	-
G471	Retail sale in non-specialized stores	1,032	5,958,675	2,497,237	3,461,438
G472	Retail sale of food, beverages and tobacco in specialized stores	1,386	6,054	5,966	88
G473	Retail sale of automotive fuel in specialized stores	419	15,864	15,864	-
G474	Retail sale of information and communications equipment in specialized stores	461	20,464	1,766	18,698

Table 10 Number of Establishments and Book Value of Intangible Assets by Type for Wholesale and Retail Trade; Repair of Motor Vehicles and Motorcycles Establishments by Region and Industry Group: Philippines, 2018

(Values are in thousand PhP, except for number of establishments. Details may not add-up to total due to rounding and/or statistical disclosure control.)

Continued

2009 PSIC Code	Region / Industry Description	Number of Establishments	Value of Intangible Assets as of 31 December 2018		
			Total	Intangible Non- Produced Assets	Computer Software and Databases
		(1)	(2)	(3)	(4)
G475	Retail sale of other household equipment in specialized stores	1,676	8,537,724	3,582,714	4,955,011
G476	Retail sale of cultural and recreation goods in specialized stores	217	1,986,496	833,462	1,152,300
G477	Retail sale of other goods in specialized stores	3,571	795,750	733,582	62,168
G479	Retail trade not in stores, stalls or markets	41	-	-	-
	VIII - Eastern Visayas	6,429	2,738,539	1,146,067	1,592,450
G451	Sale of motor vehicles	70	264	-	264
G452	Maintenance and repair of motor vehicles	147	-	-	-
G453	Sale of motor vehicle parts and accessories	221	-	-	-
G454	Sale, maintenance and repair of motorcycles and related parts and accessories	352	-	-	-
G461	Wholesale on a fee or contract basis	9	-	-	-
G462	Wholesale of agricultural raw materials and live animals	123	934	-	934
G463	Wholesale of food, beverages and tobacco	182	114	67	46
G464	Wholesale of household goods	213	750,770	315,173	435,575
G465	Wholesale of machinery, equipment and supplies	82	-	-	-
G466	Other specialized wholesale	171	68	28	40
G471	Retail sale in non-specialized stores	448	720,907	302,102	418,805
G472	Retail sale of food, beverages and tobacco in specialized stores	827	347	347	-
G473	Retail sale of automotive fuel in specialized stores	402	523	-	523
G474	Retail sale of information and communications equipment in specialized stores	394	-	-	-
G475	Retail sale of other household equipment in specialized stores	896	1,261,145	527,779	733,367
G476	Retail sale of cultural and recreation goods in specialized stores	249	-	-	-
G477	Retail sale of other goods in specialized stores	1,643	3,467	571	2,896

Table 10 Number of Establishments and Book Value of Intangible Assets by Type for Wholesale and Retail Trade; Repair of Motor Vehicles and Motorcycles Establishments by Region and Industry Group: Philippines, 2018

(Values are in thousand PhP, except for number of establishments. Details may not add-up to total due to rounding and/or statistical disclosure control.)

Continued

Continued

2009 PSIC Code	Region / Industry Description	Number of Establishments	Value of Intangible Assets as of 31 December 2018		
			Total	Intangible Non- Produced Assets	Computer Software and Databases
		(1)	(2)	(3)	(4)
IX - Zamboanga Peninsula		7,248	93,556	38,156	54,980
G451	Sale of motor vehicles	84	279	-	279
G452	Maintenance and repair of motor vehicles	76	-	-	-
G453	Sale of motor vehicle parts and accessories	138	-	-	-
G454	Sale, maintenance and repair of motorcycles and related parts and accessories	646	-	-	-
G461	Wholesale on a fee or contract basis	32	-	-	-
G462	Wholesale of agricultural raw materials and live animals	228	-	-	-
G463	Wholesale of food, beverages and tobacco	243	475	-	475
G464	Wholesale of household goods	158	-	-	-
G465	Wholesale of machinery, equipment and supplies	98	-	-	-
G466	Other specialized wholesale	195	-	-	-
G471	Retail sale in non-specialized stores	913	88,036	35,832	52,204
G472	Retail sale of food, beverages and tobacco in specialized stores	662	-	-	-
G473	Retail sale of automotive fuel in specialized stores	359	-	-	-
G474	Retail sale of information and communications equipment in specialized stores	267	-	-	-
G475	Retail sale of other household equipment in specialized stores	765	958	-	958
G476	Retail sale of cultural and recreation goods in specialized stores	113	2,324	2,324	-
G477	Retail sale of other goods in specialized stores	2,263	1,485	-	1,065
G479	Retail trade not in stores, stalls or markets	9	-	-	-
X - Northern Mindanao		8,063	2,930,051	1,263,906	1,505,704
G451	Sale of motor vehicles	101	1,357	-	1,357
G452	Maintenance and repair of motor vehicles	176	-	-	-
G453	Sale of motor vehicle parts and accessories	274	4,011	4,011	

Table 10 Number of Establishments and Book Value of Intangible Assets by Type for Wholesale and Retail Trade; Repair of Motor Vehicles and Motorcycles Establishments by Region and Industry Group: Philippines, 2018

(Values are in thousand PhP, except for number of establishments. Details may not add-up to total due to rounding and/or statistical disclosure control.)

Continued

2009 PSIC Code	Region / Industry Description	Number of Establishments	Value of Intangible Assets as of 31 December 2018		
			Total	Intangible Non- Produced Assets	Computer Software and Databases
		(1)	(2)	(3)	(4)
G454	Sale, maintenance and repair of motorcycles and related parts and accessories	732	-	-	-
G461	Wholesale on a fee or contract basis	15	242,254	101,701	140,553
G462	Wholesale of agricultural raw materials and live animals	123	-	-	-
G463	Wholesale of food, beverages and tobacco	208	167,867	12	7,945
G464	Wholesale of household goods	253	220,110	216,866	3,118
G465	Wholesale of machinery, equipment and supplies	107	2,097	615	1,130
G466	Other specialized wholesale	162	5,719	170	5,549
G469	Non-specialized wholesale trade	30	-	-	-
G471	Retail sale in non-specialized stores	935	1,836,491	769,544	1,066,947
G472	Retail sale of food, beverages and tobacco in specialized stores	775	-	-	-
G473	Retail sale of automotive fuel in specialized stores	497	-	-	-
G474	Retail sale of information and communications equipment in specialized stores	569	333	318	15
G475	Retail sale of other household equipment in specialized stores	622	410,186	169,835	240,351
G476	Retail sale of cultural and recreation goods in specialized stores	147	167	49	65
G477	Retail sale of other goods in specialized stores	2,328	39,458	785	38,674
G479	Retail trade not in stores, stalls or markets	9	-	-	-
	XI - Davao Region	8,425	2,296,666	797,219	1,221,671
G451	Sale of motor vehicles	118	8,199	6,402	1,495
G452	Maintenance and repair of motor vehicles	225	-	-	-
G453	Sale of motor vehicle parts and accessories	357	437	-	-
G454	Sale, maintenance and repair of motorcycles and related parts and accessories	579	-	-	-
G461	Wholesale on a fee or contract basis	74	111,468	-	111,468
G462	Wholesale of agricultural raw materials and live animals	157	-	-	-

Table 10 Number of Establishments and Book Value of Intangible Assets by Type for Wholesale and Retail Trade; Repair of Motor Vehicles and Motorcycles Establishments by Region and Industry Group: Philippines, 2018

(Values are in thousand PhP, except for number of establishments. Details may not add-up to total due to rounding and/or statistical disclosure control.)

Continued

2009 PSIC Code	Region / Industry Description	Number of Establishments	Value of Intangible Assets as of 31 December 2018		
			Total	Intangible Non- Produced Assets	Computer Software and Databases
		(1)	(2)	(3)	(4)
G463	Wholesale of food, beverages and tobacco	238	289,764	13,830	301
G464	Wholesale of household goods	332	4,596	654	3,942
G465	Wholesale of machinery, equipment and supplies	82	9,920	729	9,190
G466	Other specialized wholesale	266	31,074	26,145	4,929
G469	Non-specialized wholesale trade	9	-	-	-
G471	Retail sale in non-specialized stores	628	494,772	193,296	300,072
G472	Retail sale of food, beverages and tobacco in specialized stores	561	-	-	-
G473	Retail sale of automotive fuel in specialized stores	464	17,174	299	16,875
G474	Retail sale of information and communications equipment in specialized stores	558	3,769	-	3,769
G475	Retail sale of other household equipment in specialized stores	584	548,689	230,257	318,432
G476	Retail sale of cultural and recreation goods in specialized stores	181	95	-	95
G477	Retail sale of other goods in specialized stores	2,994	776,709	325,607	451,102
G479	Retail trade not in stores, stalls or markets	21	-	-	-
	XII - SOCCSKSARGEN	7,783	965,337	392,206	550,836
G451	Sale of motor vehicles	68	18	-	18
G452	Maintenance and repair of motor vehicles	221	-	-	-
G453	Sale of motor vehicle parts and accessories	305	-	-	-
G454	Sale, maintenance and repair of motorcycles and related parts and accessories	460	-	-	-
G461	Wholesale on a fee or contract basis	53	3	-	3
G462	Wholesale of agricultural raw materials and live animals	192	-	-	-
G463	Wholesale of food, beverages and tobacco	179	849	-	776
G464	Wholesale of household goods	251	208	189	18
G465	Wholesale of machinery, equipment and supplies	113	10	-	10
G466	Other specialized wholesale	130	-	-	-

Table 10 Number of Establishments and Book Value of Intangible Assets by Type for Wholesale and Retail Trade; Repair of Motor Vehicles and Motorcycles Establishments by Region and Industry Group: Philippines, 2018

(Values are in thousand PhP, except for number of establishments. Details may not add-up to total due to rounding and/or statistical disclosure control.)

Continued

2009 PSIC Code	Region / Industry Description	Number of Establishments	Value of Intangible Assets as of 31 December 2018		
			Total	Intangible Non- Produced Assets	Computer Software and Databases
		(1)	(2)	(3)	(4)
G471	Retail sale in non-specialized stores	652	920,355	384,186	536,169
G472	Retail sale of food, beverages and tobacco in specialized stores	778	24,460	-	2,238
G473	Retail sale of automotive fuel in specialized stores	447	100	-	100
G474	Retail sale of information and communications equipment in specialized stores	834	-	-	-
G475	Retail sale of other household equipment in specialized stores	1,031	17,322	7,831	9,492
G476	Retail sale of cultural and recreation goods in specialized stores	248	-	-	-
G477	Retail sale of other goods in specialized stores	1,804	2,013	-	2,013
G479	Retail trade not in stores, stalls or markets	15	-	-	-
	XIII - Caraga	5,390	182,121	33,321	3,620
G451	Sale of motor vehicles	27	-	-	-
G452	Maintenance and repair of motor vehicles	80	33,258	33,258	-
G453	Sale of motor vehicle parts and accessories	138	-	-	-
G454	Sale, maintenance and repair of motorcycles and related parts and accessories	586	-	-	-
G461	Wholesale on a fee or contract basis	S	S	S	S
G462	Wholesale of agricultural raw materials and live animals	158	-	-	-
G463	Wholesale of food, beverages and tobacco	100	145,221	-	40
G464	Wholesale of household goods	133	-	-	-
G465	Wholesale of machinery, equipment and supplies	75	-	-	-
G466	Other specialized wholesale	107	-	-	-
G471	Retail sale in non-specialized stores	847	3,056	-	3,056
G472	Retail sale of food, beverages and tobacco in specialized stores	448	-	-	-
G473	Retail sale of automotive fuel in specialized stores	253	-	-	-
G474	Retail sale of information and communications equipment in specialized stores	304	-	-	-

Table 10 Number of Establishments and Book Value of Intangible Assets by Type for Wholesale and Retail Trade; Repair of Motor Vehicles and Motorcycles Establishments by Region and Industry Group: Philippines, 2018

(Values are in thousand PhP, except for number of establishments. Details may not add-up to total due to rounding and/or statistical disclosure control.)

Continued

2009 PSIC Code	Region / Industry Description	Number of Establishments	Value of Intangible Assets as of 31 December 2018		
			Total	Intangible Non- Produced Assets	Computer Software and Databases
		(1)	(2)	(3)	(4)
G475	Retail sale of other household equipment in specialized stores	475	524	-	524
G476	Retail sale of cultural and recreation goods in specialized stores	140	-	-	-
G477	Retail sale of other goods in specialized stores	1,508	62	62	-
G479	Retail trade not in stores, stalls or markets	S	S	S	S
	Autonomous Region in Muslim Mindanao	1,984	12,319	2,280	10,040
G451	Sale of motor vehicles	11	-	-	-
G453	Sale of motor vehicle parts and accessories	106	-	-	-
G454	Sale, maintenance and repair of motorcycles and related parts and accessories	144	-	-	-
G462	Wholesale of agricultural raw materials and live animals	64	-	-	-
G463	Wholesale of food, beverages and tobacco	51	2,280	2,280	-
G464	Wholesale of household goods	22	-	-	-
G465	Wholesale of machinery, equipment and supplies	19	-	-	-
G466	Other specialized wholesale	39	-	-	-
G471	Retail sale in non-specialized stores	260	-	-	-
G472	Retail sale of food, beverages and tobacco in specialized stores	134	-	-	-
G473	Retail sale of automotive fuel in specialized stores	91	-	-	-
G474	Retail sale of information and communications equipment in specialized stores	71	-	-	-
G475	Retail sale of other household equipment in specialized stores	60	-	-	-
G476	Retail sale of cultural and recreation goods in specialized stores	30	-	-	-
G477	Retail sale of other goods in specialized stores	871	10,040	-	10,040
G479	Retail trade not in stores, stalls or markets	11	-	-	-

Table 10 Number of Establishments and Book Value of Intangible Assets by Type for Wholesale and Retail Trade; Repair of Motor Vehicles and Motorcycles Establishments by Region and Industry Group: Philippines, 2018

(Values are in thousand PhP, except for number of establishments. Details may not add-up to total due to rounding and/or statistical disclosure control.)

Continued

2009 PSIC Code	Region / Industry Description	Value of Intangible Assets as of 31 December 2018		
		Entertainment, Literary and Artistic Originals	Research and Development	Other Intangible Assets
		(5)	(6)	(7)
	Philippines	1,485,391	11,278	338,993
G451	Sale of motor vehicles	-	205	302
G452	Maintenance and repair of motor vehicles	527	-	2,962
G453	Sale of motor vehicle parts and accessories	437	-	47,982
G454	Sale, maintenance and repair of motorcycles and related parts and accessories	4	-	-
G461	Wholesale on a fee or contract basis	-	-	-
G462	Wholesale of agricultural raw materials and live animals	-	-	-
G463	Wholesale of food, beverages and tobacco	1,371,930	-	11,615
G464	Wholesale of household goods	148	-	12,664
G465	Wholesale of machinery, equipment and supplies	3,144	-	5,928
G466	Other specialized wholesale	21,783	-	7,592
G469	Non-specialized wholesale trade	-	-	-
G471	Retail sale in non-specialized stores	55	-	21,572
G472	Retail sale of food, beverages and tobacco in specialized stores	42,081	-	136,740
G473	Retail sale of automotive fuel in specialized stores	-	-	-
G474	Retail sale of information and communications equipment in specialized stores	504	-	-
G475	Retail sale of other household equipment in specialized stores	32,544	10,035	88,239
G476	Retail sale of cultural and recreation goods in specialized stores	9,524	-	3,263
G477	Retail sale of other goods in specialized stores	2,710	1,038	94
G479	Retail trade not in stores, stalls or markets	-	-	39
	National Capital Region	33,397	1,038	199,686
G451	Sale of motor vehicles	-	-	-
G452	Maintenance and repair of motor vehicles	-	-	-
G453	Sale of motor vehicle parts and accessories	-	-	46,267

Table 10 Number of Establishments and Book Value of Intangible Assets by Type for Wholesale and Retail Trade; Repair of Motor Vehicles and Motorcycles Establishments by Region and Industry Group: Philippines, 2018

(Values are in thousand Php, except for number of establishments. Details may not add-up to total due to rounding and/or statistical disclosure control.)

Continued

2009 PSIC Code	Region / Industry Description	Value of Intangible Assets as of 31 December 2018		
		Entertainment, Literary and Artistic Originals	Research and Development	Other Intangible Assets
		(5)	(6)	(7)
G454	Sale, maintenance and repair of motorcycles and related parts and accessories	-	-	-
G461	Wholesale on a fee or contract basis	-	-	-
G462	Wholesale of agricultural raw materials and live animals	-	-	-
G463	Wholesale of food, beverages and tobacco	-	-	10,269
G464	Wholesale of household goods	-	-	8,474
G465	Wholesale of machinery, equipment and supplies	1,820	-	5,713
G466	Other specialized wholesale	21,783	-	7,592
G469	Non-specialized wholesale trade	-	-	-
G471	Retail sale in non-specialized stores	55	-	3,736
G472	Retail sale of food, beverages and tobacco in specialized stores	-	-	114,518
G473	Retail sale of automotive fuel in specialized stores	-	-	-
G474	Retail sale of information and communications equipment in specialized stores	-	-	-
G475	Retail sale of other household equipment in specialized stores	-	-	-
G476	Retail sale of cultural and recreation goods in specialized stores	7,450	-	3,078
G477	Retail sale of other goods in specialized stores	2,290	1,038	-
G479	Retail trade not in stores, stalls or markets	-	-	39
	Cordillera Administrative Region	52	-	22,038
G451	Sale of motor vehicles	-	-	-
G452	Maintenance and repair of motor vehicles	-	-	-
G453	Sale of motor vehicle parts and accessories	-	-	-
G454	Sale, maintenance and repair of motorcycles and related parts and accessories	-	-	-
G461	Wholesale on a fee or contract basis	-	-	-
G462	Wholesale of agricultural raw materials and live animals	-	-	-
G463	Wholesale of food, beverages and tobacco	-	-	-

Table 10 Number of Establishments and Book Value of Intangible Assets by Type for Wholesale and Retail Trade; Repair of Motor Vehicles and Motorcycles Establishments by Region and Industry Group: Philippines, 2018

(Values are in thousand PhP, except for number of establishments. Details may not add-up to total due to rounding and/or statistical disclosure control.)

Continued

2009 PSIC Code	Region / Industry Description	Value of Intangible Assets as of 31 December 2018		
		Entertainment, Literary and Artistic Originals	Research and Development	Other Intangible Assets
		(5)	(6)	(7)
G464	Wholesale of household goods	-	-	-
G465	Wholesale of machinery, equipment and supplies	-	-	-
G466	Other specialized wholesale	-	-	-
G471	Retail sale in non-specialized stores	-	-	-
G472	Retail sale of food, beverages and tobacco in specialized stores	-	-	-
G473	Retail sale of automotive fuel in specialized stores	-	-	-
G474	Retail sale of information and communications equipment in specialized stores	-	-	-
G475	Retail sale of other household equipment in specialized stores	-	-	22,038
G476	Retail sale of cultural and recreation goods in specialized stores	52	-	-
G477	Retail sale of other goods in specialized stores	-	-	-
G479	Retail trade not in stores, stalls or markets	-	-	-
	I - Ilocos Region	380,105	-	1,809
G451	Sale of motor vehicles	-	-	-
G452	Maintenance and repair of motor vehicles	-	-	-
G453	Sale of motor vehicle parts and accessories	-	-	1,715
G454	Sale, maintenance and repair of motorcycles and related parts and accessories	-	-	-
G462	Wholesale of agricultural raw materials and live animals	-	-	-
G463	Wholesale of food, beverages and tobacco	355,589	-	-
G464	Wholesale of household goods	-	-	-
G465	Wholesale of machinery, equipment and supplies	-	-	-
G466	Other specialized wholesale	-	-	-
G469	Non-specialized wholesale trade	-	-	-
G471	Retail sale in non-specialized stores	-	-	-
G472	Retail sale of food, beverages and tobacco in specialized stores	-	-	-
G473	Retail sale of automotive fuel in specialized stores	-	-	-

Table 10 Number of Establishments and Book Value of Intangible Assets by Type for Wholesale and Retail Trade; Repair of Motor Vehicles and Motorcycles Establishments by Region and Industry Group: Philippines, 2018

(Values are in thousand Php, except for number of establishments. Details may not add-up to total due to rounding and/or statistical disclosure control.)

Continued

2009 PSIC Code	Region / Industry Description	Value of Intangible Assets as of 31 December 2018		
		Entertainment, Literary and Artistic Originals	Research and Development	Other Intangible Assets
		(5)	(6)	(7)
G474	Retail sale of information and communications equipment in specialized stores	504	-	-
G475	Retail sale of other household equipment in specialized stores	23,960	-	-
G476	Retail sale of cultural and recreation goods in specialized stores	52	-	-
G477	Retail sale of other goods in specialized stores	-	-	94
G479	Retail trade not in stores, stalls or markets	-	-	-
	II - Cagayan Valley	-	10,000	81,942
G451	Sale of motor vehicles	-	-	-
G452	Maintenance and repair of motor vehicles	-	-	-
G453	Sale of motor vehicle parts and accessories	-	-	-
G454	Sale, maintenance and repair of motorcycles and related parts and accessories	-	-	-
G462	Wholesale of agricultural raw materials and live animals	-	-	-
G463	Wholesale of food, beverages and tobacco	-	-	-
G464	Wholesale of household goods	-	-	-
G465	Wholesale of machinery, equipment and supplies	-	-	-
G466	Other specialized wholesale	-	-	-
G471	Retail sale in non-specialized stores	-	-	16,384
G472	Retail sale of food, beverages and tobacco in specialized stores	-	-	-
G473	Retail sale of automotive fuel in specialized stores	-	-	-
G474	Retail sale of information and communications equipment in specialized stores	-	-	-
G475	Retail sale of other household equipment in specialized stores	-	10,000	65,558
G476	Retail sale of cultural and recreation goods in specialized stores	-	-	-
G477	Retail sale of other goods in specialized stores	-	-	-
G479	Retail trade not in stores, stalls or markets	-	-	-

Table 10 Number of Establishments and Book Value of Intangible Assets by Type for Wholesale and Retail Trade; Repair of Motor Vehicles and Motorcycles Establishments by Region and Industry Group: Philippines, 2018

(Values are in thousand PhP, except for number of establishments. Details may not add-up to total due to rounding and/or statistical disclosure control.)

Continued

2009 PSIC Code	Region / Industry Description	Value of Intangible Assets as of 31 December 2018		
		Entertainment, Literary and Artistic Originals	Research and Development	Other Intangible Assets
		(5)	(6)	(7)
III - Central Luzon		672	35	370
G451	Sale of motor vehicles	-	-	-
G452	Maintenance and repair of motor vehicles	-	-	-
G453	Sale of motor vehicle parts and accessories	-	-	-
G454	Sale, maintenance and repair of motorcycles and related parts and accessories	-	-	-
G461	Wholesale on a fee or contract basis	-	-	-
G462	Wholesale of agricultural raw materials and live animals	-	-	-
G463	Wholesale of food, beverages and tobacco	-	-	370
G464	Wholesale of household goods	-	-	-
G465	Wholesale of machinery, equipment and supplies	620	-	-
G466	Other specialized wholesale	-	-	-
G469	Non-specialized wholesale trade	-	-	-
G471	Retail sale in non-specialized stores	-	-	-
G472	Retail sale of food, beverages and tobacco in specialized stores	-	-	-
G473	Retail sale of automotive fuel in specialized stores	-	-	-
G474	Retail sale of information and communications equipment in specialized stores	-	-	-
G475	Retail sale of other household equipment in specialized stores	-	35	-
G476	Retail sale of cultural and recreation goods in specialized stores	52	-	-
G477	Retail sale of other goods in specialized stores	-	-	-
G479	Retail trade not in stores, stalls or markets	-	-	-
IVA - CALABARZON		232,143	-	5,793
G451	Sale of motor vehicles	-	-	-
G452	Maintenance and repair of motor vehicles	527	-	2,962
G453	Sale of motor vehicle parts and accessories	-	-	-

Table 10 Number of Establishments and Book Value of Intangible Assets by Type for Wholesale and Retail Trade; Repair of Motor Vehicles and Motorcycles Establishments by Region and Industry Group: Philippines, 2018

(Values are in thousand Php, except for number of establishments. Details may not add-up to total due to rounding and/or statistical disclosure control.)

Continued

2009 PSIC Code	Region / Industry Description	Value of Intangible Assets as of 31 December 2018		
		Entertainment, Literary and Artistic Originals	Research and Development	Other Intangible Assets
		(5)	(6)	(7)
G454	Sale, maintenance and repair of motorcycles and related parts and accessories	-	-	-
G461	Wholesale on a fee or contract basis	-	-	-
G462	Wholesale of agricultural raw materials and live animals	-	-	-
G463	Wholesale of food, beverages and tobacco	223,032	-	-
G464	Wholesale of household goods	-	-	2,001
G465	Wholesale of machinery, equipment and supplies	-	-	186
G466	Other specialized wholesale	-	-	-
G469	Non-specialized wholesale trade	-	-	-
G471	Retail sale in non-specialized stores	-	-	-
G472	Retail sale of food, beverages and tobacco in specialized stores	-	-	-
G473	Retail sale of automotive fuel in specialized stores	-	-	-
G474	Retail sale of information and communications equipment in specialized stores	-	-	-
G475	Retail sale of other household equipment in specialized stores	8,584	-	644
G476	Retail sale of cultural and recreation goods in specialized stores	-	-	-
G477	Retail sale of other goods in specialized stores	-	-	-
G479	Retail trade not in stores, stalls or markets	-	-	-
	MIMAROPA	115,724	205	-
G451	Sale of motor vehicles	-	205	-
G452	Maintenance and repair of motor vehicles	-	-	-
G453	Sale of motor vehicle parts and accessories	-	-	-
G454	Sale, maintenance and repair of motorcycles and related parts and accessories	-	-	-
G461	Wholesale on a fee or contract basis	S	S	S
G462	Wholesale of agricultural raw materials and live animals	-	-	-
G463	Wholesale of food, beverages and tobacco	73,643	-	-

Table 10 Number of Establishments and Book Value of Intangible Assets by Type for Wholesale and Retail Trade; Repair of Motor Vehicles and Motorcycles Establishments by Region and Industry Group: Philippines, 2018

(Values are in thousand PhP, except for number of establishments. Details may not add-up to total due to rounding and/or statistical disclosure control.)

Continued

2009 PSIC Code	Region / Industry Description	Value of Intangible Assets as of 31 December 2018		
		Entertainment, Literary and Artistic Originals	Research and Development	Other Intangible Assets
		(5)	(6)	(7)
G464	Wholesale of household goods	-	-	-
G465	Wholesale of machinery, equipment and supplies	-	-	-
G466	Other specialized wholesale	-	-	-
G471	Retail sale in non-specialized stores	-	-	-
G472	Retail sale of food, beverages and tobacco in specialized stores	42,081	-	-
G473	Retail sale of automotive fuel in specialized stores	-	-	-
G474	Retail sale of information and communications equipment in specialized stores	-	-	-
G475	Retail sale of other household equipment in specialized stores	-	-	-
G476	Retail sale of cultural and recreation goods in specialized stores	-	-	-
G477	Retail sale of other goods in specialized stores	-	-	-
G479	Retail trade not in stores, stalls or markets	S	S	S
	V - Bicol Region	140,177	-	50
G451	Sale of motor vehicles	-	-	-
G452	Maintenance and repair of motor vehicles	-	-	-
G453	Sale of motor vehicle parts and accessories	-	-	-
G454	Sale, maintenance and repair of motorcycles and related parts and accessories	-	-	-
G461	Wholesale on a fee or contract basis	-	-	-
G462	Wholesale of agricultural raw materials and live animals	-	-	-
G463	Wholesale of food, beverages and tobacco	138,869	-	-
G464	Wholesale of household goods	-	-	-
G465	Wholesale of machinery, equipment and supplies	-	-	-
G466	Other specialized wholesale	-	-	-
G471	Retail sale in non-specialized stores	-	-	50
G472	Retail sale of food, beverages and tobacco in specialized stores	-	-	-

Table 10 Number of Establishments and Book Value of Intangible Assets by Type for Wholesale and Retail Trade; Repair of Motor Vehicles and Motorcycles Establishments by Region and Industry Group: Philippines, 2018

(Values are in thousand PhP, except for number of establishments. Details may not add-up to total due to rounding and/or statistical disclosure control.)

Continued

2009 PSIC Code	Region / Industry Description	Value of Intangible Assets as of 31 December 2018		
		Entertainment, Literary and Artistic Originals	Research and Development	Other Intangible Assets
		(5)	(6)	(7)
G473	Retail sale of automotive fuel in specialized stores	-	-	-
G474	Retail sale of information and communications equipment in specialized stores	-	-	-
G475	Retail sale of other household equipment in specialized stores	-	-	-
G476	Retail sale of cultural and recreation goods in specialized stores	1,308	-	-
G477	Retail sale of other goods in specialized stores	-	-	-
G479	Retail trade not in stores, stalls or markets	-	-	-
	VI - Western Visayas	8	-	2,640
G451	Sale of motor vehicles	-	-	-
G452	Maintenance and repair of motor vehicles	-	-	-
G453	Sale of motor vehicle parts and accessories	-	-	-
G454	Sale, maintenance and repair of motorcycles and related parts and accessories	-	-	-
G461	Wholesale on a fee or contract basis	-	-	-
G462	Wholesale of agricultural raw materials and live animals	-	-	-
G463	Wholesale of food, beverages and tobacco	-	-	451
G464	Wholesale of household goods	-	-	2,189
G465	Wholesale of machinery, equipment and supplies	-	-	-
G466	Other specialized wholesale	-	-	-
G471	Retail sale in non-specialized stores	-	-	-
G472	Retail sale of food, beverages and tobacco in specialized stores	-	-	-
G473	Retail sale of automotive fuel in specialized stores	-	-	-
G474	Retail sale of information and communications equipment in specialized stores	-	-	-
G475	Retail sale of other household equipment in specialized stores	-	-	-
G476	Retail sale of cultural and recreation goods in specialized stores	8	-	-

Table 10 Number of Establishments and Book Value of Intangible Assets by Type for Wholesale and Retail Trade; Repair of Motor Vehicles and Motorcycles Establishments by Region and Industry Group: Philippines, 2018

(Values are in thousand PhP, except for number of establishments. Details may not add-up to total due to rounding and/or statistical disclosure control.)

Continued

2009 PSIC Code	Region / Industry Description	Value of Intangible Assets as of 31 December 2018		
		Entertainment, Literary and Artistic Originals	Research and Development	Other Intangible Assets
		(5)	(6)	(7)
G477	Retail sale of other goods in specialized stores	-	-	-
G479	Retail trade not in stores, stalls or markets	-	-	-
	VII - Central Visayas	905	-	739
G451	Sale of motor vehicles	-	-	-
G452	Maintenance and repair of motor vehicles	-	-	-
G453	Sale of motor vehicle parts and accessories	-	-	-
G454	Sale, maintenance and repair of motorcycles and related parts and accessories	4	-	-
G461	Wholesale on a fee or contract basis	-	-	-
G462	Wholesale of agricultural raw materials and live animals	-	-	-
G463	Wholesale of food, beverages and tobacco	-	-	526
G464	Wholesale of household goods	-	-	-
G465	Wholesale of machinery, equipment and supplies	352	-	29
G466	Other specialized wholesale	-	-	-
G469	Non-specialized wholesale trade	-	-	-
G471	Retail sale in non-specialized stores	-	-	-
G472	Retail sale of food, beverages and tobacco in specialized stores	-	-	-
G473	Retail sale of automotive fuel in specialized stores	-	-	-
G474	Retail sale of information and communications equipment in specialized stores	-	-	-
G475	Retail sale of other household equipment in specialized stores	-	-	-
G476	Retail sale of cultural and recreation goods in specialized stores	549	-	185
G477	Retail sale of other goods in specialized stores	-	-	-
G479	Retail trade not in stores, stalls or markets	-	-	-

Table 10 Number of Establishments and Book Value of Intangible Assets by Type for Wholesale and Retail Trade; Repair of Motor Vehicles and Motorcycles Establishments by Region and Industry Group: Philippines, 2018

(Values are in thousand PhP, except for number of establishments. Details may not add-up to total due to rounding and/or statistical disclosure control.)

Continued

2009 PSIC Code	Region / Industry Description	Value of Intangible Assets as of 31 December 2018		
		Entertainment, Literary and Artistic Originals	Research and Development	Other Intangible Assets
		(5)	(6)	(7)
	VIII - Eastern Visayas	22	-	-
G451	Sale of motor vehicles	-	-	-
G452	Maintenance and repair of motor vehicles	-	-	-
G453	Sale of motor vehicle parts and accessories	-	-	-
G454	Sale, maintenance and repair of motorcycles and related parts and accessories	-	-	-
G461	Wholesale on a fee or contract basis	-	-	-
G462	Wholesale of agricultural raw materials and live animals	-	-	-
G463	Wholesale of food, beverages and tobacco	-	-	-
G464	Wholesale of household goods	22	-	-
G465	Wholesale of machinery, equipment and supplies	-	-	-
G466	Other specialized wholesale	-	-	-
G471	Retail sale in non-specialized stores	-	-	-
G472	Retail sale of food, beverages and tobacco in specialized stores	-	-	-
G473	Retail sale of automotive fuel in specialized stores	-	-	-
G474	Retail sale of information and communications equipment in specialized stores	-	-	-
G475	Retail sale of other household equipment in specialized stores	-	-	-
G476	Retail sale of cultural and recreation goods in specialized stores	-	-	-
G477	Retail sale of other goods in specialized stores	-	-	-
	IX - Zamboanga Peninsula	420	-	-
G451	Sale of motor vehicles	-	-	-
G452	Maintenance and repair of motor vehicles	-	-	-
G453	Sale of motor vehicle parts and accessories	-	-	-
G454	Sale, maintenance and repair of motorcycles and related parts and accessories	-	-	-

Table 10 Number of Establishments and Book Value of Intangible Assets by Type for Wholesale and Retail Trade; Repair of Motor Vehicles and Motorcycles Establishments by Region and Industry Group: Philippines, 2018

(Values are in thousand PhP, except for number of establishments. Details may not add-up to total due to rounding and/or statistical disclosure control.)

Continued

2009 PSIC Code	Region / Industry Description	Value of Intangible Assets as of 31 December 2018		
		Entertainment, Literary and Artistic Originals	Research and Development	Other Intangible Assets
		(5)	(6)	(7)
G461	Wholesale on a fee or contract basis	-	-	-
G462	Wholesale of agricultural raw materials and live animals	-	-	-
G463	Wholesale of food, beverages and tobacco	-	-	-
G464	Wholesale of household goods	-	-	-
G465	Wholesale of machinery, equipment and supplies	-	-	-
G466	Other specialized wholesale	-	-	-
G471	Retail sale in non-specialized stores	-	-	-
G472	Retail sale of food, beverages and tobacco in specialized stores	-	-	-
G473	Retail sale of automotive fuel in specialized stores	-	-	-
G474	Retail sale of information and communications equipment in specialized stores	-	-	-
G475	Retail sale of other household equipment in specialized stores	-	-	-
G476	Retail sale of cultural and recreation goods in specialized stores	-	-	-
G477	Retail sale of other goods in specialized stores	420	-	-
G479	Retail trade not in stores, stalls or markets	-	-	-
	X - Northern Mindanao	160,441	-	-
G451	Sale of motor vehicles	-	-	-
G452	Maintenance and repair of motor vehicles	-	-	-
G453	Sale of motor vehicle parts and accessories	-	-	-
G454	Sale, maintenance and repair of motorcycles and related parts and accessories	-	-	-
G461	Wholesale on a fee or contract basis	-	-	-
G462	Wholesale of agricultural raw materials and live animals	-	-	-
G463	Wholesale of food, beverages and tobacco	159,910	-	-
G464	Wholesale of household goods	127	-	-
G465	Wholesale of machinery, equipment and supplies	352	-	-

Table 10 Number of Establishments and Book Value of Intangible Assets by Type for Wholesale and Retail Trade; Repair of Motor Vehicles and Motorcycles Establishments by Region and Industry Group: Philippines, 2018

(Values are in thousand PhP, except for number of establishments. Details may not add-up to total due to rounding and/or statistical disclosure control.)

Continued

2009 PSIC Code	Region / Industry Description	Value of Intangible Assets as of 31 December 2018		
		Entertainment, Literary and Artistic Originals	Research and Development	Other Intangible Assets
		(5)	(6)	(7)
G466	Other specialized wholesale	-	-	-
G469	Non-specialized wholesale trade	-	-	-
G471	Retail sale in non-specialized stores	-	-	-
G472	Retail sale of food, beverages and tobacco in specialized stores	-	-	-
G473	Retail sale of automotive fuel in specialized stores	-	-	-
G474	Retail sale of information and communications equipment in specialized stores	-	-	-
G475	Retail sale of other household equipment in specialized stores	-	-	-
G476	Retail sale of cultural and recreation goods in specialized stores	52	-	-
G477	Retail sale of other goods in specialized stores	-	-	-
G479	Retail trade not in stores, stalls or markets	-	-	-
	XI - Davao Region	276,071	-	1,705
G451	Sale of motor vehicles	-	-	302
G452	Maintenance and repair of motor vehicles	-	-	-
G453	Sale of motor vehicle parts and accessories	437	-	-
G454	Sale, maintenance and repair of motorcycles and related parts and accessories	-	-	-
G461	Wholesale on a fee or contract basis	-	-	-
G462	Wholesale of agricultural raw materials and live animals	-	-	-
G463	Wholesale of food, beverages and tobacco	275,634	-	-
G464	Wholesale of household goods	-	-	-
G465	Wholesale of machinery, equipment and supplies	-	-	-
G466	Other specialized wholesale	-	-	-
G469	Non-specialized wholesale trade	-	-	-
G471	Retail sale in non-specialized stores	-	-	1,403
G472	Retail sale of food, beverages and tobacco in specialized stores	-	-	-
G473	Retail sale of automotive fuel in specialized stores	-	-	-

Table 10 Number of Establishments and Book Value of Intangible Assets by Type for Wholesale and Retail Trade; Repair of Motor Vehicles and Motorcycles Establishments by Region and Industry Group: Philippines, 2018

(Values are in thousand PhP, except for number of establishments. Details may not add-up to total due to rounding and/or statistical disclosure control.)

Continued

2009 PSIC Code	Region / Industry Description	Value of Intangible Assets as of 31 December 2018		
		Entertainment, Literary and Artistic Originals	Research and Development	Other Intangible Assets
		(5)	(6)	(7)
G474	Retail sale of information and communications equipment in specialized stores	-	-	-
G475	Retail sale of other household equipment in specialized stores	-	-	-
G476	Retail sale of cultural and recreation goods in specialized stores	-	-	-
G477	Retail sale of other goods in specialized stores	-	-	-
G479	Retail trade not in stores, stalls or markets	-	-	-
	XII - SOCCSKSARGEN	73	-	22,222
G451	Sale of motor vehicles	-	-	-
G452	Maintenance and repair of motor vehicles	-	-	-
G453	Sale of motor vehicle parts and accessories	-	-	-
G454	Sale, maintenance and repair of motorcycles and related parts and accessories	-	-	-
G461	Wholesale on a fee or contract basis	-	-	-
G462	Wholesale of agricultural raw materials and live animals	-	-	-
G463	Wholesale of food, beverages and tobacco	73	-	-
G464	Wholesale of household goods	-	-	-
G465	Wholesale of machinery, equipment and supplies	-	-	-
G466	Other specialized wholesale	-	-	-
G471	Retail sale in non-specialized stores	-	-	-
G472	Retail sale of food, beverages and tobacco in specialized stores	-	-	22,222
G473	Retail sale of automotive fuel in specialized stores	-	-	-
G474	Retail sale of information and communications equipment in specialized stores	-	-	-
G475	Retail sale of other household equipment in specialized stores	-	-	-
G476	Retail sale of cultural and recreation goods in specialized stores	-	-	-

Table 10 Number of Establishments and Book Value of Intangible Assets by Type for Wholesale and Retail Trade; Repair of Motor Vehicles and Motorcycles Establishments by Region and Industry Group: Philippines, 2018

(Values are in thousand PhP, except for number of establishments. Details may not add-up to total due to rounding and/or statistical disclosure control.)

Continued

2009 PSIC Code	Region / Industry Description	Value of Intangible Assets as of 31 December 2018		
		Entertainment, Literary and Artistic Originals	Research and Development	Other Intangible Assets
		(5)	(6)	(7)
G477	Retail sale of other goods in specialized stores	-	-	-
G479	Retail trade not in stores, stalls or markets	-	-	-
	XIII - Caraga	145,181	-	-
G451	Sale of motor vehicles	-	-	-
G452	Maintenance and repair of motor vehicles	-	-	-
G453	Sale of motor vehicle parts and accessories	-	-	-
G454	Sale, maintenance and repair of motorcycles and related parts and accessories	-	-	-
G461	Wholesale on a fee or contract basis	S	S	S
G462	Wholesale of agricultural raw materials and live animals	-	-	-
G463	Wholesale of food, beverages and tobacco	145,181	-	-
G464	Wholesale of household goods	-	-	-
G465	Wholesale of machinery, equipment and supplies	-	-	-
G466	Other specialized wholesale	-	-	-
G471	Retail sale in non-specialized stores	-	-	-
G472	Retail sale of food, beverages and tobacco in specialized stores	-	-	-
G473	Retail sale of automotive fuel in specialized stores	-	-	-
G474	Retail sale of information and communications equipment in specialized stores	-	-	-
G475	Retail sale of other household equipment in specialized stores	-	-	-
G476	Retail sale of cultural and recreation goods in specialized stores	-	-	-
G477	Retail sale of other goods in specialized stores	-	-	-
G479	Retail trade not in stores, stalls or markets	S	S	S

Table 10 Number of Establishments and Book Value of Intangible Assets by Type for Wholesale and Retail Trade; Repair of Motor Vehicles and Motorcycles Establishments by Region and Industry Group: Philippines, 2018

(Values are in thousand PhP, except for number of establishments. Details may not add-up to total due to rounding and/or statistical disclosure control.)

Concluded

2009 PSIC Code	Region / Industry Description	Value of Intangible Assets as of 31 December 2018		
		Entertainment, Literary and Artistic Originals	Research and Development	Other Intangible Assets
		(5)	(6)	(7)
	Autonomous Region in Muslim Mindanao	-	-	-
G451	Sale of motor vehicles	-	-	-
G453	Sale of motor vehicle parts and accessories	-	-	-
G454	Sale, maintenance and repair of motorcycles and related parts and accessories	-	-	-
G462	Wholesale of agricultural raw materials and live animals	-	-	-
G463	Wholesale of food, beverages and tobacco	-	-	-
G464	Wholesale of household goods	-	-	-
G465	Wholesale of machinery, equipment and supplies	-	-	-
G466	Other specialized wholesale	-	-	-
G471	Retail sale in non-specialized stores	-	-	-
G472	Retail sale of food, beverages and tobacco in specialized stores	-	-	-
G473	Retail sale of automotive fuel in specialized stores	-	-	-
G474	Retail sale of information and communications equipment in specialized stores	-	-	-
G475	Retail sale of other household equipment in specialized stores	-	-	-
G476	Retail sale of cultural and recreation goods in specialized stores	-	-	-
G477	Retail sale of other goods in specialized stores	-	-	-
G479	Retail trade not in stores, stalls or markets	-	-	-

Note: "-" – Zero Value

S – Suppressed Data

Source: Philippine Statistics Authority, 2018 Census of Philippine Business and Industry

Table 11 Number of Establishments and Value of Inventories by Type for Wholesale and Retail Trade; Repair of Motor Vehicles and Motorcycles Establishments by Region and Industry Group: Philippines, 2018

(Values are in thousand PhP, except for number of establishments. Details may not add-up to total due to rounding and/or statistical disclosure control.)

2009 PSIC Code	Region / Industry Description	Number of Establish ments	Value of Inventories as of 01 January 2018				
			Total	Materials and Supplies	Fuels, Lubricants, Oil and Greases	Goods for Resale	Others
		(1)	(2)	(3)	(4)	(5)	(6)
	Philippines	137,674	1,107,331,542	8,970,869	3,723,265	1,092,649,790	1,987,618
G451	Sale of motor vehicles	1,595	71,521,167	888,788	33,408	70,550,466	48,505
G452	Maintenance and repair of motor vehicles	2,991	5,244,788	312,254	31,907	4,882,922	17,705
G453	Sale of motor vehicle parts and accessories	4,837	34,237,335	91,090	41,268	34,099,966	5,010
G454	Sale, maintenance and repair of motorcycles and related parts and accessories	8,501	73,626,609	125,133	22,348	73,478,315	813
G461	Wholesale on a fee or contract basis	518	5,685,399	170,045	7,794	5,507,533	27
G462	Wholesale of agricultural raw materials and live animals	2,430	16,265,059	320,905	18,928	15,889,538	35,688
G463	Wholesale of food, beverages and tobacco	3,508	74,457,235	1,309,503	59,168	72,114,336	974,227
G464	Wholesale of household goods	6,370	94,698,059	1,454,248	16,227	92,862,987	364,597
G465	Wholesale of machinery, equipment and supplies	2,810	51,064,056	322,707	4,870	50,645,120	91,358
G466	Other specialized wholesale	4,173	106,233,754	99,411	1,908,397	104,129,833	96,114
G469	Non-specialized wholesale trade	93	2,609,378	361	-	2,609,017	-
G471	Retail sale in non-specialized stores	13,478	152,394,710	856,771	940,364	150,591,153	6,422
G472	Retail sale of food, beverages and tobacco in specialized stores	11,793	21,047,828	243,376	76,824	20,703,603	24,025
G473	Retail sale of automotive fuel in specialized stores	7,074	49,241,569	570,897	256,257	48,210,190	204,225
G474	Retail sale of information and communications equipment in specialized stores	6,782	45,055,989	554,242	9,478	44,449,254	43,015
G475	Retail sale of other household equipment in specialized stores	17,389	121,974,827	885,131	194,028	120,889,675	5,993
G476	Retail sale of cultural and recreation goods in specialized stores	3,374	18,026,601	229,547	2,676	17,764,565	29,812
G477	Retail sale of other goods in specialized stores	39,585	163,151,667	532,675	55,286	162,525,197	38,508
G479	Retail trade not in stores, stalls or markets	373	795,514	3,786	44,036	746,118	1,574
	National Capital Region	21,366	390,857,171	3,020,946	284,984	387,086,399	464,842
G451	Sale of motor vehicles	279	26,274,506	18,177	16,797	26,238,276	1,256
G452	Maintenance and repair of motor vehicles	387	2,024,714	97,679	101	1,926,935	-

Continued

Table 11 Number of Establishments and Value of Inventories by Type for Wholesale and Retail Trade; Repair of Motor Vehicles and Motorcycles Establishments by Region and Industry Group: Philippines, 2018

(Values are in thousand PhP, except for number of establishments. Details may not add-up to total due to rounding and/or statistical disclosure control.)

								Continued
2009 PSIC Code	Region / Industry Description	Number of Establish ments	Value of Inventories as of 01 January 2018					
			Total	Materials and Supplies	Fuels, Lubricants, Oil and Greases	Goods for Resale	Others	
		(1)	(2)	(3)	(4)	(5)	(6)	
G453	Sale of motor vehicle parts and accessories	688	11,965,964	198	-	11,963,374	2,391	
G454	Sale, maintenance and repair of motorcycles and related parts and accessories	556	3,599,715	16,669	393	3,582,653	-	
G461	Wholesale on a fee or contract basis	170	3,509,528	76,844	541	3,432,143	-	
G462	Wholesale of agricultural raw materials and live animals	217	4,413,280	272,961	8,780	4,131,125	414	
G463	Wholesale of food, beverages and tobacco	563	37,630,437	581,000	91	36,925,129	124,217	
G464	Wholesale of household goods	2,144	63,349,472	1,104,854	2,667	62,093,962	147,989	
G465	Wholesale of machinery, equipment and supplies	1,189	32,129,382	308,843	3,265	31,729,493	87,780	
G466	Other specialized wholesale	1,043	44,967,259	37,893	108,363	44,727,874	93,129	
G469	Non-specialized wholesale trade	28	428,115	2	-	428,113	-	
G471	Retail sale in non-specialized stores	1,344	30,571,260	50,117	4,464	30,516,680	-	
G472	Retail sale of food, beverages and tobacco in specialized stores	941	8,018,625	132,319	94	7,886,211	-	
G473	Retail sale of automotive fuel in specialized stores	619	9,073,531	470	8,873	9,064,188	-	
G474	Retail sale of information and communications equipment in specialized stores	770	12,683,373	47,794	6,284	12,629,290	5	
G475	Retail sale of other household equipment in specialized stores	2,746	34,715,254	144,457	74,511	34,491,280	5,006	
G476	Retail sale of cultural and recreation goods in specialized stores	539	6,830,199	23,691	869	6,804,557	1,082	
G477	Retail sale of other goods in specialized stores	7,048	57,996,618	106,977	5,579	57,884,062	-	
G479	Retail trade not in stores, stalls or markets	96	675,940	-	43,313	631,054	1,574	
	Cordillera Administrative Region	4,683	10,814,285	122,272	23,586	10,661,758	6,669	
G451	Sale of motor vehicles	37	441,331	34	-	441,297	-	
G452	Maintenance and repair of motor vehicles	130	147,383	99,833	5,754	41,797	-	
G453	Sale of motor vehicle parts and accessories	188	342,134	4,600	1,501	336,033	-	
G454	Sale, maintenance and repair of motorcycles and related parts and accessories	293	1,564,286	379	-	1,563,907	-	

Table 11 Number of Establishments and Value of Inventories by Type for Wholesale and Retail Trade; Repair of Motor Vehicles and Motorcycles Establishments by Region and Industry Group: Philippines, 2018

(Values are in thousand PhP, except for number of establishments. Details may not add-up to total due to rounding and/or statistical disclosure control.)

Continued							
2009 PSIC Code	Region / Industry Description	Number of Establish ments	Value of Inventories as of 01 January 2018				
			Total	Materials and Supplies	Fuels, Lubricants, Oil and Greases	Goods for Resale	Others
		(1)	(2)	(3)	(4)	(5)	(6)
G461	Wholesale on a fee or contract basis	12	277,178	-	-	277,178	-
G462	Wholesale of agricultural raw materials and live animals	74	66,685	-	-	66,685	-
G463	Wholesale of food, beverages and tobacco	126	483,039	9,105	19	467,246	6,669
G464	Wholesale of household goods	144	314,073	571	3,251	310,250	-
G465	Wholesale of machinery, equipment and supplies	41	80,861	-	-	80,861	-
G466	Other specialized wholesale	97	178,000	594	13,061	164,345	-
G471	Retail sale in non-specialized stores	376	1,584,476	4,814	-	1,579,662	-
G472	Retail sale of food, beverages and tobacco in specialized stores	391	210,744	-	-	210,744	-
G473	Retail sale of automotive fuel in specialized stores	346	392,157	1,400	-	390,757	-
G474	Retail sale of information and communications equipment in specialized stores	312	720,794	168	-	720,626	-
G475	Retail sale of other household equipment in specialized stores	820	2,341,570	20	-	2,341,550	-
G476	Retail sale of cultural and recreation goods in specialized stores	110	327,099	580	-	326,519	-
G477	Retail sale of other goods in specialized stores	1,161	1,340,283	175	-	1,340,108	-
G479	Retail trade not in stores, stalls or markets	24	2,192	-	-	2,192	-
I – Ilocos Region		5,820	34,902,281	282,535	51,206	34,510,710	57,829
G451	Sale of motor vehicles	72	3,603,994	2,159	-	3,601,836	-
G452	Maintenance and repair of motor vehicles	159	134,099	9,083	160	124,856	-
G453	Sale of motor vehicle parts and accessories	354	372,682	5,911	4,680	362,090	-
G454	Sale, maintenance and repair of motorcycles and related parts and accessories	285	4,922,249	682	23	4,921,545	-
G462	Wholesale of agricultural raw materials and live animals	91	121,530	812	-	120,718	-
G463	Wholesale of food, beverages and tobacco	157	2,728,304	14,350	1,312	2,704,258	8,384
G464	Wholesale of household goods	273	675,844	1,408	28	651,836	22,573
G465	Wholesale of machinery, equipment and supplies	108	138,383	22	-	138,360	-

Table 11 Number of Establishments and Value of Inventories by Type for Wholesale and Retail Trade; Repair of Motor Vehicles and Motorcycles Establishments by Region and Industry Group: Philippines, 2018

(Values are in thousand PhP, except for number of establishments. Details may not add-up to total due to rounding and/or statistical disclosure control.)

Continued							
2009 PSIC Code	Region / Industry Description	Number of Establish- ments	Value of Inventories as of 01 January 2018				
			Total	Materials and Supplies	Fuels, Lubricants, Oil and Greases	Goods for Resale	Others
		(1)	(2)	(3)	(4)	(5)	(6)
G466	Other specialized wholesale	244	799,460	3,715	760	794,985	-
G469	Non-specialized wholesale trade	5	13,538	-	-	13,538	-
G471	Retail sale in non-specialized stores	793	7,504,275	37,599	442	7,466,234	-
G472	Retail sale of food, beverages and tobacco in specialized stores	525	4,640,323	4,118	-	4,636,206	-
G473	Retail sale of automotive fuel in specialized stores	294	1,074,244	17,687	28,571	1,027,986	-
G474	Retail sale of information and communications equipment in specialized stores	350	612,989	1,191	-	584,926	26,872
G475	Retail sale of other household equipment in specialized stores	815	3,359,319	25,847	12,283	3,321,189	-
G476	Retail sale of cultural and recreation goods in specialized stores	110	735,243	-	-	735,243	-
G477	Retail sale of other goods in specialized stores	1,173	3,451,071	157,897	2,947	3,290,228	-
G479	Retail trade not in stores, stalls or markets	10	14,733	56	-	14,677	-
	II - Cagayan Valley	5,470	18,471,847	71,888	64,665	18,298,761	36,533
G451	Sale of motor vehicles	68	515,216	465	21	514,730	-
G452	Maintenance and repair of motor vehicles	152	168,641	520	197	167,925	-
G453	Sale of motor vehicle parts and accessories	261	1,010,694	-	-	1,010,694	-
G454	Sale, maintenance and repair of motorcycles and related parts and accessories	365	1,160,173	-	-	1,160,173	-
G462	Wholesale of agricultural raw materials and live animals	162	2,247,560	21,883	6,248	2,217,279	2,150
G463	Wholesale of food, beverages and tobacco	87	1,156,375	17,615	993	1,125,041	12,726
G464	Wholesale of household goods	305	1,151,729	11,809	350	1,139,570	-
G465	Wholesale of machinery, equipment and supplies	69	401,757	522	-	401,235	-
G466	Other specialized wholesale	183	289,570	521	3,547	285,502	-
G471	Retail sale in non-specialized stores	337	3,214,683	10,073	707	3,203,903	-
G472	Retail sale of food, beverages and tobacco in specialized stores	669	246,141	79	42,205	182,199	21,658
G473	Retail sale of automotive fuel in specialized stores	358	564,122	402	2,732	560,988	-

Table 11 Number of Establishments and Value of Inventories by Type for Wholesale and Retail Trade; Repair of Motor Vehicles and Motorcycles Establishments by Region and Industry Group: Philippines, 2018

(Values are in thousand PhP, except for number of establishments. Details may not add-up to total due to rounding and/or statistical disclosure control.)

Continued							
2009 PSIC Code	Region / Industry Description	Number of Establish ments	Value of Inventories as of 01 January 2018				
			Total	Materials and Supplies	Fuels, Lubricants, Oil and Greases	Goods for Resale	Others
		(1)	(2)	(3)	(4)	(5)	(6)
G474	Retail sale of information and communications equipment in specialized stores	390	934,417	148	103	934,166	-
G475	Retail sale of other household equipment in specialized stores	705	2,818,837	3,586	1,970	2,813,281	-
G476	Retail sale of cultural and recreation goods in specialized stores	199	505,932	42	68	505,822	-
G477	Retail sale of other goods in specialized stores	1,151	2,085,478	4,222	5,524	2,075,732	-
G479	Retail trade not in stores, stalls or markets	9	521	-	-	521	-
	III - Central Luzon	10,554	82,140,311	734,875	101,649	81,128,972	174,815
G451	Sale of motor vehicles	176	7,779,612	17,193	3,226	7,759,193	-
G452	Maintenance and repair of motor vehicles	233	107,780	7,708	4,308	94,924	839
G453	Sale of motor vehicle parts and accessories	331	2,156,041	7,595	81	2,148,365	-
G454	Sale, maintenance and repair of motorcycles and related parts and accessories	502	1,586,077	2,084	3,233	1,580,759	-
G461	Wholesale on a fee or contract basis	15	132,433	40,238	3,090	89,105	-
G462	Wholesale of agricultural raw materials and live animals	222	408,609	5,512	76	399,592	3,430
G463	Wholesale of food, beverages and tobacco	273	4,683,526	53,682	9,487	4,608,492	11,865
G464	Wholesale of household goods	466	5,587,380	318,370	3,235	5,107,794	157,981
G465	Wholesale of machinery, equipment and supplies	161	363,058	151	360	362,548	-
G466	Other specialized wholesale	362	14,471,066	11,308	932	14,458,826	-
G469	Non-specialized wholesale trade	5	10,297	-	-	10,297	-
G471	Retail sale in non-specialized stores	1,222	18,194,256	107,131	2,374	18,084,751	-
G472	Retail sale of food, beverages and tobacco in specialized stores	650	408,605	19,498	2,629	386,220	258
G473	Retail sale of automotive fuel in specialized stores	671	2,624,821	6,314	5,516	2,612,991	-
G474	Retail sale of information and communications equipment in specialized stores	183	556,314	393	-	555,921	-
G475	Retail sale of other household equipment in specialized stores	1,435	9,417,484	115,286	57,670	9,244,196	332
G476	Retail sale of cultural and recreation goods in specialized stores	259	1,330,316	50	33	1,330,233	-

Table 11 Number of Establishments and Value of Inventories by Type for Wholesale and Retail Trade; Repair of Motor Vehicles and Motorcycles Establishments by Region and Industry Group: Philippines, 2018

(Values are in thousand PhP, except for number of establishments. Details may not add-up to total due to rounding and/or statistical disclosure control.)

Continued							
2009 PSIC Code	Region / Industry Description	Number of Establish ments	Value of Inventories as of 01 January 2018				
			Total	Materials and Supplies	Fuels, Lubricants, Oil and Greases	Goods for Resale	Others
		(1)	(2)	(3)	(4)	(5)	(6)
G477	Retail sale of other goods in specialized stores	3,376	12,314,360	22,296	5,083	12,286,872	109
G479	Retail trade not in stores, stalls or markets	12	8,275	66	316	7,892	-
	IVA - CALABARZON	12,537	141,147,305	527,316	28,022	140,561,410	30,558
G451	Sale of motor vehicles	105	7,486,370	92,632	3,031	7,388,864	1,843
G452	Maintenance and repair of motor vehicles	254	580,882	7,711	743	557,860	14,567
G453	Sale of motor vehicle parts and accessories	463	3,823,809	1,363	1,239	3,820,566	641
G454	Sale, maintenance and repair of motorcycles and related parts and accessories	665	33,909,870	814	757	33,908,299	-
G461	Wholesale on a fee or contract basis	48	115,834	6,521	2,765	106,549	-
G462	Wholesale of agricultural raw materials and live animals	120	339,689	3,726	19	333,212	2,731
G463	Wholesale of food, beverages and tobacco	292	2,973,565	13,691	985	2,950,504	8,384
G464	Wholesale of household goods	349	5,680,075	-	2,198	5,677,877	-
G465	Wholesale of machinery, equipment and supplies	154	6,320,482	7,729	1	6,312,751	-
G466	Other specialized wholesale	356	4,669,118	2,121	2,214	4,664,783	-
G469	Non-specialized wholesale trade	9	188,845	-	-	188,845	-
G471	Retail sale in non-specialized stores	1,855	28,665,255	58,364	2,125	28,604,767	-
G472	Retail sale of food, beverages and tobacco in specialized stores	1,477	1,307,737	2,925	6	1,302,697	2,109
G473	Retail sale of automotive fuel in specialized stores	788	6,051,683	48,332	5,316	5,998,035	-
G474	Retail sale of information and communications equipment in specialized stores	341	10,823,734	70	-	10,823,664	-
G475	Retail sale of other household equipment in specialized stores	2,207	14,268,250	221,820	6,599	14,039,831	-
G476	Retail sale of cultural and recreation goods in specialized stores	317	1,582,561	21,451	-	1,561,110	-
G477	Retail sale of other goods in specialized stores	2,698	12,333,251	38,044	24	12,294,902	282
G479	Retail trade not in stores, stalls or markets	38	26,293	-	-	26,293	-

Table 11 Number of Establishments and Value of Inventories by Type for Wholesale and Retail Trade; Repair of Motor Vehicles and Motorcycles Establishments by Region and Industry Group: Philippines, 2018

(Values are in thousand PhP, except for number of establishments. Details may not add-up to total due to rounding and/or statistical disclosure control.)

Continued							
2009 PSIC Code	Region / Industry Description	Number of Establish ments	Value of Inventories as of 01 January 2018				
			Total	Materials and Supplies	Fuels, Lubricants, Oil and Greases	Goods for Resale	Others
		(1)	(2)	(3)	(4)	(5)	(6)
	MIMAROPA	4,931	16,555,487	83,579	25,740	16,373,769	72,399
G451	Sale of motor vehicles	16	147,062	101	116	146,846	-
G452	Maintenance and repair of motor vehicles	102	12,909	1,245	1,101	10,563	-
G453	Sale of motor vehicle parts and accessories	195	217,964	212	16	217,736	-
G454	Sale, maintenance and repair of motorcycles and related parts and accessories	609	2,438,369	952	1,335	2,435,949	132
G461	Wholesale on a fee or contract basis	S	S	S	S	S	S
G462	Wholesale of agricultural raw materials and live animals	121	250,188	837	-	223,785	25,566
G463	Wholesale of food, beverages and tobacco	123	2,893,083	20,819	7,073	2,852,551	12,640
G464	Wholesale of household goods	202	417,449	41	15	417,393	-
G465	Wholesale of machinery, equipment and supplies	77	282,927	50	21	282,856	-
G466	Other specialized wholesale	111	752,594	168	-	752,426	-
G471	Retail sale in non-specialized stores	422	1,429,858	280	1,618	1,427,950	10
G472	Retail sale of food, beverages and tobacco in specialized stores	296	152,317	20,429	-	131,888	-
G473	Retail sale of automotive fuel in specialized stores	307	992,945	478	-	992,468	-
G474	Retail sale of information and communications equipment in specialized stores	289	245,202	204	-	244,998	-
G475	Retail sale of other household equipment in specialized stores	631	3,109,222	31,317	1,393	3,076,512	-
G476	Retail sale of cultural and recreation goods in specialized stores	105	139,530	-	-	139,530	-
G477	Retail sale of other goods in specialized stores	1,313	3,044,598	6,442	13,046	2,991,059	34,051
G479	Retail trade not in stores, stalls or markets	S	S	S	S	S	S
	V – Bicol Region	5,944	26,475,996	204,303	39,286	26,179,103	53,305
G451	Sale of motor vehicles	38	1,957,627	-	-	1,957,627	-
G452	Maintenance and repair of motor vehicles	185	666,246	152	1,865	664,229	-
G453	Sale of motor vehicle parts and accessories	195	3,507,129	10,995	1,771	3,492,385	1,978

Table 11 Number of Establishments and Value of Inventories by Type for Wholesale and Retail Trade; Repair of Motor Vehicles and Motorcycles Establishments by Region and Industry Group: Philippines, 2018

(Values are in thousand PhP, except for number of establishments. Details may not add-up to total due to rounding and/or statistical disclosure control.)

Continued							
2009 PSIC Code	Region / Industry Description	Number of Establish ments	Value of Inventories as of 01 January 2018				
			Total	Materials and Supplies	Fuels, Lubricants, Oil and Greases	Goods for Resale	Others
		(1)	(2)	(3)	(4)	(5)	(6)
G454	Sale, maintenance and repair of motorcycles and related parts and accessories	331	555,710	36	-	555,674	-
G461	Wholesale on a fee or contract basis	27	147,804	197	-	147,608	-
G462	Wholesale of agricultural raw materials and live animals	111	167,144	582	108	166,454	-
G463	Wholesale of food, beverages and tobacco	227	1,831,403	22,549	21,174	1,773,579	14,101
G464	Wholesale of household goods	282	1,517,376	1,602	11	1,515,764	-
G465	Wholesale of machinery, equipment and supplies	139	470,439	1,879	-	466,395	2,166
G466	Other specialized wholesale	137	631,273	19,823	1,564	609,883	2
G471	Retail sale in non-specialized stores	481	2,768,384	8,083	721	2,753,206	6,374
G472	Retail sale of food, beverages and tobacco in specialized stores	602	258,052	27,694	8,910	221,448	-
G473	Retail sale of automotive fuel in specialized stores	333	2,197,256	-	2,367	2,194,889	-
G474	Retail sale of information and communications equipment in specialized stores	173	274,524	273	216	274,035	-
G475	Retail sale of other household equipment in specialized stores	810	5,501,434	41,432	251	5,459,751	-
G476	Retail sale of cultural and recreation goods in specialized stores	136	384,305	54,483	-	301,137	28,684
G477	Retail sale of other goods in specialized stores	1,719	3,638,871	14,314	328	3,624,229	-
G479	Retail trade not in stores, stalls or markets	17	1,019	209	-	810	-
VI - Western Visayas		9,405	65,029,249	176,700	17,503	64,800,249	34,797
G451	Sale of motor vehicles	121	5,378,092	2,721	115	5,351,547	23,710
G452	Maintenance and repair of motor vehicles	193	437,290	-	93	437,198	-
G453	Sale of motor vehicle parts and accessories	216	746,136	1,870	833	743,433	-
G454	Sale, maintenance and repair of motorcycles and related parts and accessories	910	2,569,306	1,135	1,326	2,566,844	-
G461	Wholesale on a fee or contract basis	21	84,984	180	350	84,454	-
G462	Wholesale of agricultural raw materials and live animals	148	976,604	4,522	397	971,685	-
G463	Wholesale of food, beverages and tobacco	227	4,719,029	10,576	480	4,700,589	7,385

Table 11 Number of Establishments and Value of Inventories by Type for Wholesale and Retail Trade; Repair of Motor and Motorcycles Establishments by Region and Industry Group: Philippines, 2018

(Values are in thousand PhP, except for number of establishments. Details may not add-up to total due to rounding and/or statistical disclosure control.)

Continued

2009 PSIC Code	Region / Industry Description	Number of Establish ments	Value of Inventories as of 01 January 2018				
			Total	Materials and Supplies	Fuels, Lubricants, Oil and Greases	Goods for Resale	Others
		(1)	(2)	(3)	(4)	(5)	(6)
G464	Wholesale of household goods	350	2,593,922	108	570	2,593,245	-
G465	Wholesale of machinery, equipment and supplies	79	478,483	816	-	477,667	-
G466	Other specialized wholesale	207	14,603,799	12,955	283	14,589,636	925
G471	Retail sale in non-specialized stores	933	12,101,749	28,718	220	12,072,773	38
G472	Retail sale of food, beverages and tobacco in specialized stores	671	438,334	1,339	84	436,912	-
G473	Retail sale of automotive fuel in specialized stores	426	832,399	3,897	11,601	816,901	-
G474	Retail sale of information and communications equipment in specialized stores	517	2,263,781	100,003	53	2,163,725	-
G475	Retail sale of other household equipment in specialized stores	1,109	7,531,931	7,084	949	7,523,898	-
G476	Retail sale of cultural and recreation goods in specialized stores	274	325,687	-	-	325,687	-
G477	Retail sale of other goods in specialized stores	2,965	8,938,547	775	150	8,934,883	2,740
G479	Retail trade not in stores, stalls or markets	38	9,173	-	-	9,173	-
VII - Central Visayas		11,642	70,836,670	777,064	69,126	69,289,141	701,339
G451	Sale of motor vehicles	206	6,674,470	25,558	103	6,648,490	319
G452	Maintenance and repair of motor vehicles	272	119,392	28,766	1,665	87,299	1,662
G453	Sale of motor vehicle parts and accessories	408	2,580,937	6,941	4,054	2,569,942	-
G454	Sale, maintenance and repair of motorcycles and related parts and accessories	486	3,216,260	645	1,836	3,213,098	681
G461	Wholesale on a fee or contract basis	38	474,651	-	-	474,651	-
G462	Wholesale of agricultural raw materials and live animals	118	265,606	1,085	685	263,835	-
G463	Wholesale of food, beverages and tobacco	233	3,270,025	365,027	5,803	2,201,986	697,210
G464	Wholesale of household goods	494	4,310,332	844	57	4,309,431	-
G465	Wholesale of machinery, equipment and supplies	216	2,099,317	537	-	2,097,368	1,412
G466	Other specialized wholesale	362	2,413,754	2,730	18,136	2,392,888	-
G469	Non-specialized wholesale trade	8	87,184	-	-	87,184	-
G471	Retail sale in non-specialized stores	1,032	13,128,373	29,680	5,069	13,093,624	-

Table 11 Number of Establishments and Value of Inventories by Type for Wholesale and Retail Trade; Repair of Motor Vehicles and Motorcycles Establishments by Region and Industry Group: Philippines, 2018

(Values are in thousand PhP, except for number of establishments. Details may not add-up to total due to rounding and/or statistical disclosure control.)

Continued							
2009 PSIC Code	Region / Industry Description	Number of Establish ments	Value of Inventories as of 01 January 2018				
			Total	Materials and Supplies	Fuels, Lubricants, Oil and Greases	Goods for Resale	Others
		(1)	(2)	(3)	(4)	(5)	(6)
G472	Retail sale of food, beverages and tobacco in specialized stores	1,386	882,952	5,227	534	877,191	-
G473	Retail sale of automotive fuel in specialized stores	419	2,167,048	1,288	7,849	2,157,911	-
G474	Retail sale of information and communications equipment in specialized stores	461	7,805,296	37,595	33	7,767,669	-
G475	Retail sale of other household equipment in specialized stores	1,676	10,744,475	117,414	13,295	10,613,757	9
G476	Retail sale of cultural and recreation goods in specialized stores	217	1,321,483	126,253	1,235	1,193,950	46
G477	Retail sale of other goods in specialized stores	3,571	9,248,739	26,290	8,773	9,213,676	-
G479	Retail trade not in stores, stalls or markets	41	26,377	1,184	-	25,193	-
VIII - Eastern Visayas		6,429	28,581,737	1,364,646	154,470	27,048,191	14,430
G451	Sale of motor vehicles	70	2,401,004	693,814	1,060	1,706,130	-
G452	Maintenance and repair of motor vehicles	147	47,156	1,935	1,581	43,641	-
G453	Sale of motor vehicle parts and accessories	221	300,271	-	-	300,271	-
G454	Sale, maintenance and repair of motorcycles and related parts and accessories	352	1,692,982	600	1,306	1,691,076	-
G461	Wholesale on a fee or contract basis	9	-	-	-	-	-
G462	Wholesale of agricultural raw materials and live animals	123	90,530	889	494	89,147	-
G463	Wholesale of food, beverages and tobacco	182	1,767,692	15,547	388	1,740,451	11,306
G464	Wholesale of household goods	213	659,621	165	-	656,719	2,737
G465	Wholesale of machinery, equipment and supplies	82	286,171	-	-	286,171	-
G466	Other specialized wholesale	171	563,373	87	6,811	556,475	-
G471	Retail sale in non-specialized stores	448	2,331,545	2,935	-	2,328,611	-
G472	Retail sale of food, beverages and tobacco in specialized stores	827	112,987	274	-	112,713	-
G473	Retail sale of automotive fuel in specialized stores	402	5,498,333	284,725	139,460	5,074,147	-
G474	Retail sale of information and communications equipment in specialized stores	394	642,126	362,935	-	279,191	-

Table 11 Number of Establishments and Value of Inventories by Type for Wholesale and Retail Trade; Repair of Motor Vehicles and Motorcycles Establishments by Region and Industry Group: Philippines, 2018

(Values are in thousand PhP, except for number of establishments. Details may not add-up to total due to rounding and/or statistical disclosure control.)

Continued							
2009 PSIC Code	Region / Industry Description	Number of Establish ments	Value of Inventories as of 01 January 2018				
			Total	Materials and Supplies	Fuels, Lubricants, Oil and Greases	Goods for Resale	Others
		(1)	(2)	(3)	(4)	(5)	(6)
G475	Retail sale of other household equipment in specialized stores	896	2,676,920	432	2,960	2,673,141	387
G476	Retail sale of cultural and recreation goods in specialized stores	249	235,766	201	67	235,498	-
G477	Retail sale of other goods in specialized stores	1,643	9,275,260	106	344	9,274,811	-
	IX - Zamboanga Peninsula	7,248	19,857,702	71,703	181,066	19,389,974	214,958
G451	Sale of motor vehicles	84	725,308	58	-	725,250	-
G452	Maintenance and repair of motor vehicles	76	114,483	2,687	2,569	109,228	-
G453	Sale of motor vehicle parts and accessories	138	250,248	109	1,747	248,392	-
G454	Sale, maintenance and repair of motorcycles and related parts and accessories	646	2,653,992	1,200	4,494	2,648,298	-
G461	Wholesale on a fee or contract basis	32	55,423	387	38	54,997	-
G462	Wholesale of agricultural raw materials and live animals	228	336,341	1,813	1,112	333,416	-
G463	Wholesale of food, beverages and tobacco	243	807,527	17,784	524	779,310	9,909
G464	Wholesale of household goods	158	754,670	286	462	753,922	-
G465	Wholesale of machinery, equipment and supplies	98	396,364	-	-	396,364	-
G466	Other specialized wholesale	195	365,045	416	155,441	209,187	-
G471	Retail sale in non-specialized stores	913	3,214,320	12,848	507	3,200,965	-
G472	Retail sale of food, beverages and tobacco in specialized stores	662	427,765	1,875	-	425,890	-
G473	Retail sale of automotive fuel in specialized stores	359	1,658,749	1,237	3,520	1,449,767	204,225
G474	Retail sale of information and communications equipment in specialized stores	267	896,472	1,430	29	895,012	-
G475	Retail sale of other household equipment in specialized stores	765	3,484,060	2,886	6,768	3,474,148	258
G476	Retail sale of cultural and recreation goods in specialized stores	113	107,453	77	-	107,376	-
G477	Retail sale of other goods in specialized stores	2,263	3,608,662	26,602	3,855	3,577,638	566
G479	Retail trade not in stores, stalls or markets	9	821	7	-	814	-

Table 11 Number of Establishments and Value of Inventories by Type for Wholesale and Retail Trade; Repair of Motor Vehicles and Motorcycles Establishments by Region and Industry Group: Philippines, 2018

(Values are in thousand PhP, except for number of establishments. Details may not add-up to total due to rounding and/or statistical disclosure control.)

								Continued
2009 PSIC Code	Region / Industry Description	Number of Establish ments	Value of Inventories as of 01 January 2018					
			Total	Materials and Supplies	Fuels, Lubricants, Oil and Greases	Goods for Resale	Others	
		(1)	(2)	(3)	(4)	(5)	(6)	
	X - Northern Mindanao	8,063	73,221,436	838,894	942,339	71,414,252	25,951	
G451	Sale of motor vehicles	101	3,181,523	9,902	6,202	3,165,325	94	
G452	Maintenance and repair of motor vehicles	176	189,596	7,379	3,243	178,338	636	
G453	Sale of motor vehicle parts and accessories	274	3,907,853	50,798	-	3,857,055	-	
G454	Sale, maintenance and repair of motorcycles and related parts and accessories	732	1,192,499	50	108	1,192,341	-	
G461	Wholesale on a fee or contract basis	15	141,995	-	-	141,995	-	
G462	Wholesale of agricultural raw materials and live animals	123	4,824,516	711	6	4,823,799	-	
G463	Wholesale of food, beverages and tobacco	208	3,599,406	67,151	1,684	3,521,233	9,337	
G464	Wholesale of household goods	253	2,337,520	8,774	1,038	2,311,826	15,883	
G465	Wholesale of machinery, equipment and supplies	107	362,513	884	-	361,629	-	
G466	Other specialized wholesale	162	9,952,386	37	77	9,952,272	-	
G469	Non-specialized wholesale trade	30	1,870,018	359	-	1,869,659	-	
G471	Retail sale in non-specialized stores	935	7,719,924	483,372	903,295	6,333,256	-	
G472	Retail sale of food, beverages and tobacco in specialized stores	775	338,723	17,717	8,797	312,210	-	
G473	Retail sale of automotive fuel in specialized stores	497	6,050,823	183,128	14,371	5,853,324	-	
G474	Retail sale of information and communications equipment in specialized stores	569	3,386,404	359	-	3,386,044	-	
G475	Retail sale of other household equipment in specialized stores	622	4,845,968	4,404	2,697	4,838,867	-	
G476	Retail sale of cultural and recreation goods in specialized stores	147	744,100	2,214	2	741,884	-	
G477	Retail sale of other goods in specialized stores	2,328	18,574,622	1,655	820	18,572,148	-	
G479	Retail trade not in stores, stalls or markets	9	1,047	-	-	1,047	-	
	XI – Davao Region	8,425	74,820,580	403,385	1,656,826	72,729,036	31,333	
G451	Sale of motor vehicles	118	3,839,224	25,974	2,737	3,789,229	21,283	
G452	Maintenance and repair of motor vehicles	225	165,045	47,385	8,499	109,160	-	

Table 11 Number of Establishments and Value of Inventories by Type for Wholesale and Retail Trade; Repair of Motor Vehicles and Motorcycles Establishments by Region and Industry Group: Philippines, 2018

(Values are in thousand PhP, except for number of establishments. Details may not add-up to total due to rounding and/or statistical disclosure control.)

Continued							
2009 PSIC Code	Region / Industry Description	Number of Establish ments	Value of Inventories as of 01 January 2018				
			Total	Materials and Supplies	Fuels, Lubricants, Oil and Greases	Goods for Resale	Others
		(1)	(2)	(3)	(4)	(5)	(6)
G453	Sale of motor vehicle parts and accessories	357	1,927,586	-	16,008	1,911,578	-
G454	Sale, maintenance and repair of motorcycles and related parts and accessories	579	4,556,606	89,299	7,263	4,460,044	-
G461	Wholesale on a fee or contract basis	74	373,919	44,142	1,006	328,744	27
G462	Wholesale of agricultural raw materials and live animals	157	1,156,084	1,018	-	1,155,066	-
G463	Wholesale of food, beverages and tobacco	238	2,595,490	37,315	23	2,550,188	7,964
G464	Wholesale of household goods	332	3,533,054	4,858	897	3,527,300	-
G465	Wholesale of machinery, equipment and supplies	82	6,632,695	34	276	6,632,384	-
G466	Other specialized wholesale	266	10,413,561	5,522	1,596,521	8,809,460	2,058
G469	Non-specialized wholesale trade	9	11,381	-	-	11,381	-
G471	Retail sale in non-specialized stores	628	12,475,203	6,200	1,091	12,467,912	-
G472	Retail sale of food, beverages and tobacco in specialized stores	561	2,079,940	1,026	13,258	2,065,657	-
G473	Retail sale of automotive fuel in specialized stores	464	7,893,533	15,835	4,026	7,873,672	-
G474	Retail sale of information and communications equipment in specialized stores	558	1,615,740	-	1,210	1,614,530	-
G475	Retail sale of other household equipment in specialized stores	584	7,641,300	188	1,860	7,639,252	-
G476	Retail sale of cultural and recreation goods in specialized stores	181	421,154	-	-	421,154	-
G477	Retail sale of other goods in specialized stores	2,994	7,480,931	122,502	2,153	7,356,276	-
G479	Retail trade not in stores, stalls or markets	21	8,135	2,086	-	6,049	-
	XII - SOCCSKSARGEN	7,783	27,185,055	54,118	23,656	27,054,330	52,952
G451	Sale of motor vehicles	68	731,711	-	-	731,711	-
G452	Maintenance and repair of motor vehicles	221	4,656	168	-	4,488	-
G453	Sale of motor vehicle parts and accessories	305	817,648	393	504	816,751	-
G454	Sale, maintenance and repair of motorcycles and related parts and accessories	460	1,576,024	239	247	1,575,538	-
G461	Wholesale on a fee or contract basis	53	62,100	1,504	-	60,595	-

Table 11 Number of Establishments and Value of Inventories by Type for Wholesale and Retail Trade; Repair of Motor Vehicles and Motorcycles Establishments by Region and Industry Group: Philippines, 2018

(Values are in thousand PhP, except for number of establishments. Details may not add-up to total due to rounding and/or statistical disclosure control.)

Continued							
2009 PSIC Code	Region / Industry Description	Number of Establish- ments	Value of Inventories as of 01 January 2018				
			Total	Materials and Supplies	Fuels, Lubricants, Oil and Greases	Goods for Resale	Others
		(1)	(2)	(3)	(4)	(5)	(6)
G462	Wholesale of agricultural raw materials and live animals	192	324,769	1,905	4	321,463	1,397
G463	Wholesale of food, beverages and tobacco	179	1,531,048	29,716	137	1,483,973	17,222
G464	Wholesale of household goods	251	1,405,268	388	65	1,387,380	17,435
G465	Wholesale of machinery, equipment and supplies	113	468,134	-	-	468,134	-
G466	Other specialized wholesale	130	620,214	1,284	216	618,714	-
G471	Retail sale in non-specialized stores	652	5,245,685	5,424	1,154	5,239,107	-
G472	Retail sale of food, beverages and tobacco in specialized stores	778	437,082	2,471	-	434,611	-
G473	Retail sale of automotive fuel in specialized stores	447	1,395,918	4,041	9,568	1,382,309	-
G474	Retail sale of information and communications equipment in specialized stores	834	942,500	1,153	1,550	923,660	16,138
G475	Retail sale of other household equipment in specialized stores	1,031	3,846,342	4,018	8,872	3,833,452	-
G476	Retail sale of cultural and recreation goods in specialized stores	248	3,001,715	408	321	3,000,985	-
G477	Retail sale of other goods in specialized stores	1,804	4,769,686	1,005	1,017	4,766,904	760
G479	Retail trade not in stores, stalls or markets	15	4,555	-	-	4,555	-
	XIII - Caraga	5,390	24,609,377	220,635	34,284	24,341,137	13,321
G451	Sale of motor vehicles	27	383,329	-	-	383,329	-
G452	Maintenance and repair of motor vehicles	80	324,515	2	30	324,483	-
G453	Sale of motor vehicle parts and accessories	138	298,750	-	8,762	289,988	-
G454	Sale, maintenance and repair of motorcycles and related parts and accessories	586	6,423,844	10,346	26	6,413,472	-
G461	Wholesale on a fee or contract basis	S	S	S	S	S	S
G462	Wholesale of agricultural raw materials and live animals	158	266,725	825	87	265,813	-
G463	Wholesale of food, beverages and tobacco	100	1,004,310	28,542	6,763	955,685	13,321
G464	Wholesale of household goods	133	407,711	38	66	407,607	-
G465	Wholesale of machinery, equipment and supplies	75	138,537	74	15	138,448	-

Table 11 Number of Establishments and Value of Inventories by Type for Wholesale and Retail Trade; Repair of Motor Vehicles and Motorcycles Establishments by Region and Industry Group: Philippines, 2018

(Values are in thousand PhP, except for number of establishments. Details may not add-up to total due to rounding and/or statistical disclosure control.)

Continued							
2009 PSIC Code	Region / Industry Description	Number of Establish ments	Value of Inventories as of 01 January 2018				
			Total	Materials and Supplies	Fuels, Lubricants, Oil and Greases	Goods for Resale	Others
		(1)	(2)	(3)	(4)	(5)	(6)
G466	Other specialized wholesale	107	527,056	236	182	526,638	-
G471	Retail sale in non-specialized stores	847	2,193,971	11,133	16,101	2,166,737	-
G472	Retail sale of food, beverages and tobacco in specialized stores	448	1,034,737	6,386	308	1,028,043	-
G473	Retail sale of automotive fuel in specialized stores	253	671,444	290	1,224	669,929	-
G474	Retail sale of information and communications equipment in specialized stores	304	642,605	525	-	642,080	-
G475	Retail sale of other household equipment in specialized stores	475	5,610,055	160,463	3	5,449,588	-
G476	Retail sale of cultural and recreation goods in specialized stores	140	32,844	96	81	32,667	-
G477	Retail sale of other goods in specialized stores	1,508	4,353,207	1,648	636	4,350,923	-
G479	Retail trade not in stores, stalls or markets	S	S	S	S	S	S
	Autonomous Region in Muslim Mindanao	1,984	1,825,053	16,010	24,856	1,782,599	1,588
G451	Sale of motor vehicles	11	786	-	-	786	-
G453	Sale of motor vehicle parts and accessories	106	11,488	105	70	11,313	-
G454	Sale, maintenance and repair of motorcycles and related parts and accessories	144	8,647	-	-	8,647	-
G462	Wholesale of agricultural raw materials and live animals	64	9,198	1,823	911	6,464	-
G463	Wholesale of food, beverages and tobacco	51	782,974	5,034	2,232	774,120	1,588
G464	Wholesale of household goods	22	2,562	132	1,319	1,110	-
G465	Wholesale of machinery, equipment and supplies	19	14,554	1,165	932	12,456	-
G466	Other specialized wholesale	39	16,227	-	288	15,939	-
G471	Retail sale in non-specialized stores	260	51,492	-	476	51,015	-
G472	Retail sale of food, beverages and tobacco in specialized stores	134	52,764	-	-	52,764	-
G473	Retail sale of automotive fuel in specialized stores	91	102,564	1,372	11,264	89,928	-
G474	Retail sale of information and communications equipment in specialized stores	71	9,718	-	-	9,718	-

Table 11 Number of Establishments and Value of Inventories by Type for Wholesale and Retail Trade; Repair of Motor Vehicles and Motorcycles Establishments by Region and Industry Group: Philippines, 2018*(Values are in thousand PhP, except for number of establishments. Details may not add-up to total due to rounding and/or statistical disclosure control.)*

Continued

2009 PSIC Code	Region / Industry Description	Number of Establish ments	Value of Inventories as of 01 January 2018				
			Total	Materials and Supplies	Fuels, Lubricants, Oil and Greases	Goods for Resale	Others
			(1)	(2)	(3)	(4)	(5)
G475	Retail sale of other household equipment in specialized stores	60	62,405	4,477	1,946	55,982	-
G476	Retail sale of cultural and recreation goods in specialized stores	30	1,213	-	-	1,213	-
G477	Retail sale of other goods in specialized stores	871	697,481	1,726	5,009	690,746	-
G479	Retail trade not in stores, stalls or markets	11	981	177	407	396	-

Table 11 Number of Establishments and Value of Inventories by Type for Wholesale and Retail Trade; Repair of Motor Vehicles and Motorcycles Establishments by Region and Industry Group: Philippines, 2018*(Values are in thousand PhP, except for number of establishments. Details may not add-up to total due to rounding and/or statistical disclosure control.)**Continued*

2009 PSIC Code	Region / Industry Description	Inventories as of 31 December 2018				
		Total	Materials and Supplies	Fuels, Lubricants, Oil and Greases	Goods for Resale	Others
		(7)	(8)	(9)	(10)	(11)
	Philippines	1,253,016,534	11,021,086	4,621,897	1,234,136,550	3,237,001
G451	Sale of motor vehicles	91,900,271	751,625	38,251	90,749,443	360,952
G452	Maintenance and repair of motor vehicles	6,097,051	374,608	26,326	5,679,752	16,366
G453	Sale of motor vehicle parts and accessories	42,193,190	42,159	39,540	42,107,171	4,320
G454	Sale, maintenance and repair of motorcycles and related parts and accessories	80,898,090	115,605	21,746	80,759,738	1,001
G461	Wholesale on a fee or contract basis	7,395,911	219,852	13,828	7,162,172	59
G462	Wholesale of agricultural raw materials and live animals	17,849,551	70,388	19,076	17,708,219	51,868
G463	Wholesale of food, beverages and tobacco	81,415,018	2,776,324	37,895	76,533,144	2,067,656
G464	Wholesale of household goods	105,967,607	1,252,932	16,295	104,481,665	216,715
G465	Wholesale of machinery, equipment and supplies	57,813,738	426,764	3,812	57,346,778	36,385
G466	Other specialized wholesale	129,655,834	142,879	2,887,835	126,558,388	66,732
G469	Non-specialized wholesale trade	1,318,261	185	-	1,318,076	-
G471	Retail sale in non-specialized stores	163,837,192	941,405	950,295	161,941,444	4,048
G472	Retail sale of food, beverages and tobacco in specialized stores	30,443,430	373,987	107,005	29,758,838	203,600
G473	Retail sale of automotive fuel in specialized stores	51,237,811	305,740	200,245	50,577,738	154,088
G474	Retail sale of information and communications equipment in specialized stores	50,010,449	1,448,736	4,772	48,540,796	16,145
G475	Retail sale of other household equipment in specialized stores	135,323,661	1,158,931	151,091	134,003,972	9,668
G476	Retail sale of cultural and recreation goods in specialized stores	16,544,898	200,613	2,630	16,340,071	1,584
G477	Retail sale of other goods in specialized stores	182,192,738	415,349	55,589	181,697,830	23,971
G479	Retail trade not in stores, stalls or markets	921,831	3,006	45,665	871,314	1,846
	National Capital Region	445,725,444	3,006,426	228,452	442,209,619	280,948
G451	Sale of motor vehicles	39,967,680	20,707	18,609	39,927,375	990
G452	Maintenance and repair of motor vehicles	2,406,362	99,533	606	2,306,223	-

Table 11 Number of Establishments and Value of Inventories by Type for Wholesale and Retail Trade; Repair of Motor Vehicles and Motorcycles Establishments by Region and Industry Group: Philippines, 2018

(Values are in thousand PhP, except for number of establishments. Details may not add-up to total due to rounding and/or statistical disclosure control.)

Continued

2009 PSIC Code	Region / Industry Description	Inventories as of 31 December 2018				
		Total	Materials and Supplies	Fuels, Lubricants, Oil and Greases	Goods for Resale	Others
		(7)	(8)	(9)	(10)	(11)
G453	Sale of motor vehicle parts and accessories	12,570,830	1,618	194	12,566,206	2,811
G454	Sale, maintenance and repair of motorcycles and related parts and accessories	4,261,648	16,725	454	4,244,469	-
G461	Wholesale on a fee or contract basis	4,365,746	99,785	18	4,265,943	-
G462	Wholesale of agricultural raw materials and live animals	4,879,267	30,600	-	4,846,912	1,755
G463	Wholesale of food, beverages and tobacco	37,048,174	653,579	526	36,279,089	114,981
G464	Wholesale of household goods	73,593,108	1,001,276	2,586	72,540,723	48,523
G465	Wholesale of machinery, equipment and supplies	34,969,234	371,492	-	34,565,567	32,175
G466	Other specialized wholesale	57,828,758	48,638	76,171	57,639,534	64,416
G469	Non-specialized wholesale trade	285,219	2	-	285,217	-
G471	Retail sale in non-specialized stores	32,104,336	52,920	5,758	32,045,657	-
G472	Retail sale of food, beverages and tobacco in specialized stores	14,425,884	296,379	360	14,129,146	-
G473	Retail sale of automotive fuel in specialized stores	13,288,397	495	6,304	13,281,598	-
G474	Retail sale of information and communications equipment in specialized stores	14,290,235	44,835	1,257	14,244,135	7
G475	Retail sale of other household equipment in specialized stores	39,013,642	128,480	63,288	38,813,673	8,201
G476	Retail sale of cultural and recreation goods in specialized stores	5,039,743	17,291	1,165	5,019,749	1,538
G477	Retail sale of other goods in specialized stores	54,606,976	122,071	5,721	54,475,481	3,704
G479	Retail trade not in stores, stalls or markets	780,204	-	45,437	732,921	1,846
	Cordillera Administrative Region	12,660,386	105,009	19,980	12,504,793	30,604
G451	Sale of motor vehicles	564,296	41	-	564,255	-
G452	Maintenance and repair of motor vehicles	142,179	87,861	4,765	49,552	-
G453	Sale of motor vehicle parts and accessories	272,070	1,743	1,965	268,363	-

Table 11 Number of Establishments and Value of Inventories by Type for Wholesale and Retail Trade; Repair of Motor Vehicles and Motorcycles Establishments by Region and Industry Group: Philippines, 2018

(Values are in thousand PhP, except for number of establishments. Details may not add-up to total due to rounding and/or statistical disclosure control.)

Continued

2009 PSIC Code	Region / Industry Description	Inventories as of 31 December 2018				
		Total	Materials and Supplies	Fuels, Lubricants, Oil and Greases	Goods for Resale	Others
		(7)	(8)	(9)	(10)	(11)
G454	Sale, maintenance and repair of motorcycles and related parts and accessories	1,803,081	379	-	1,802,703	-
G461	Wholesale on a fee or contract basis	343,700	-	-	343,700	-
G462	Wholesale of agricultural raw materials and live animals	88,373	-	-	88,373	-
G463	Wholesale of food, beverages and tobacco	624,500	7,944	35	585,917	30,604
G464	Wholesale of household goods	433,164	143	355	432,666	-
G465	Wholesale of machinery, equipment and supplies	73,450	-	-	73,450	-
G466	Other specialized wholesale	121,640	467	12,395	108,777	-
G471	Retail sale in non-specialized stores	2,054,191	4,657	-	2,049,534	-
G472	Retail sale of food, beverages and tobacco in specialized stores	103,466	-	-	103,466	-
G473	Retail sale of automotive fuel in specialized stores	575,094	1,100	-	573,994	-
G474	Retail sale of information and communications equipment in specialized stores	976,472	153	-	976,319	-
G475	Retail sale of other household equipment in specialized stores	2,400,379	46	463	2,399,870	-
G476	Retail sale of cultural and recreation goods in specialized stores	389,559	290	-	389,269	-
G477	Retail sale of other goods in specialized stores	1,694,246	184	-	1,694,062	-
G479	Retail trade not in stores, stalls or markets	525	-	-	525	-
I - Ilocos Region		38,539,352	185,706	71,673	38,243,500	38,474
G451	Sale of motor vehicles	3,870,273	3,650	-	3,866,623	-
G452	Maintenance and repair of motor vehicles	139,502	15,583	426	123,493	-
G453	Sale of motor vehicle parts and accessories	420,048	640	-	419,408	-
G454	Sale, maintenance and repair of motorcycles and related parts and accessories	4,048,314	1,033	133	4,047,149	-
G462	Wholesale of agricultural raw materials and live animals	138,820	915	-	137,905	-
G463	Wholesale of food, beverages and tobacco	3,617,889	13,960	208	3,565,248	38,474
G464	Wholesale of household goods	767,132	3,538	370	763,224	-

Table 11 Number of Establishments and Value of Inventories by Type for Wholesale and Retail Trade; Repair of Motor Vehicles and Motorcycles Establishments by Region and Industry Group: Philippines, 2018

(Values are in thousand PhP, except for number of establishments. Details may not add-up to total due to rounding and/or statistical disclosure control.)

Continued

2009 PSIC Code	Region / Industry Description	Inventories as of 31 December 2018				
		Total	Materials and Supplies	Fuels, Lubricants, Oil and Greases	Goods for Resale	Others
		(7)	(8)	(9)	(10)	(11)
G465	Wholesale of machinery, equipment and supplies	139,936	30	-	139,906	-
G466	Other specialized wholesale	936,112	4,477	1,351	930,283	-
G469	Non-specialized wholesale trade	11,342	-	-	11,342	-
G471	Retail sale in non-specialized stores	9,024,249	55,921	796	8,967,532	-
G472	Retail sale of food, beverages and tobacco in specialized stores	4,853,813	4,137	-	4,849,676	-
G473	Retail sale of automotive fuel in specialized stores	1,237,054	17,410	48,059	1,171,585	-
G474	Retail sale of information and communications equipment in specialized stores	729,560	3,486	423	725,651	-
G475	Retail sale of other household equipment in specialized stores	3,917,180	25,211	13,704	3,878,265	-
G476	Retail sale of cultural and recreation goods in specialized stores	756,522	2,199	175	754,148	-
G477	Retail sale of other goods in specialized stores	3,914,233	33,501	6,029	3,874,703	-
G479	Retail trade not in stores, stalls or markets	17,374	19	-	17,356	-
II - Cagayan Valley		21,513,192	57,046	105,231	21,090,740	260,175
G451	Sale of motor vehicles	845,794	784	27	844,983	-
G452	Maintenance and repair of motor vehicles	148,784	574	263	147,947	-
G453	Sale of motor vehicle parts and accessories	1,392,469	-	-	1,392,469	-
G454	Sale, maintenance and repair of motorcycles and related parts and accessories	1,460,081	-	-	1,460,081	-
G462	Wholesale of agricultural raw materials and live animals	2,224,082	5,260	7,213	2,203,368	8,241
G463	Wholesale of food, beverages and tobacco	1,403,647	15,394	1,147	1,328,777	58,330
G464	Wholesale of household goods	930,992	14,646	392	915,954	-
G465	Wholesale of machinery, equipment and supplies	437,361	104	-	437,257	-
G466	Other specialized wholesale	392,078	439	3,830	387,809	-
G471	Retail sale in non-specialized stores	3,618,811	11,006	2,048	3,605,757	-

Table 11 Number of Establishments and Value of Inventories by Type for Wholesale and Retail Trade; Repair of Motor Vehicles and Motorcycles Establishments by Region and Industry Group: Philippines, 2018

(Values are in thousand PhP, except for number of establishments. Details may not add-up to total due to rounding and/or statistical disclosure control.)

Continued

2009 PSIC Code	Region / Industry Description	Inventories as of 31 December 2018				
		Total	Materials and Supplies	Fuels, Lubricants, Oil and Greases	Goods for Resale	Others
		(7)	(8)	(9)	(10)	(11)
G472	Retail sale of food, beverages and tobacco in specialized stores	512,881	98	78,224	240,955	193,604
G473	Retail sale of automotive fuel in specialized stores	621,753	490	2,890	618,373	-
G474	Retail sale of information and communications equipment in specialized stores	1,203,672	185	134	1,203,353	-
G475	Retail sale of other household equipment in specialized stores	3,298,079	3,198	1,938	3,292,942	-
G476	Retail sale of cultural and recreation goods in specialized stores	549,075	70	81	548,925	-
G477	Retail sale of other goods in specialized stores	2,473,037	4,799	7,044	2,461,193	-
G479	Retail trade not in stores, stalls or markets	597	-	-	597	-
	III - Central Luzon	112,420,388	659,142	64,248	111,487,643	209,355
G451	Sale of motor vehicles	10,242,906	16,472	3,063	10,223,372	-
G452	Maintenance and repair of motor vehicles	130,151	5,735	4,511	119,160	746
G453	Sale of motor vehicle parts and accessories	9,684,891	8,469	69	9,676,353	-
G454	Sale, maintenance and repair of motorcycles and related parts and accessories	1,619,501	3,036	4,022	1,612,444	-
G461	Wholesale on a fee or contract basis	148,371	46,418	3,090	98,864	-
G462	Wholesale of agricultural raw materials and live animals	615,060	4,732	86	594,503	15,739
G463	Wholesale of food, beverages and tobacco	5,879,124	49,600	6,920	5,768,811	53,794
G464	Wholesale of household goods	5,280,045	215,713	3,989	4,922,042	138,302
G465	Wholesale of machinery, equipment and supplies	427,477	371	138	426,968	-
G466	Other specialized wholesale	16,286,510	10,291	948	16,275,271	-
G469	Non-specialized wholesale trade	9,265	-	-	9,265	-
G471	Retail sale in non-specialized stores	20,260,412	94,472	1,764	20,164,176	-
G472	Retail sale of food, beverages and tobacco in specialized stores	590,254	18,161	-	571,773	320
G473	Retail sale of automotive fuel in specialized stores	2,831,966	8,737	5,270	2,817,960	-

Table 11 Number of Establishments and Value of Inventories by Type for Wholesale and Retail Trade; Repair of Motor Vehicles and Motorcycles Establishments by Region and Industry Group: Philippines, 2018

(Values are in thousand PhP, except for number of establishments. Details may not add-up to total due to rounding and/or statistical disclosure control.)

Continued

2009 PSIC Code	Region / Industry Description	Inventories as of 31 December 2018				
		Total	Materials and Supplies	Fuels, Lubricants, Oil and Greases	Goods for Resale	Others
		(7)	(8)	(9)	(10)	(11)
G474	Retail sale of information and communications equipment in specialized stores	595,471	341	-	595,130	-
G475	Retail sale of other household equipment in specialized stores	11,674,313	153,076	25,045	11,495,860	332
G476	Retail sale of cultural and recreation goods in specialized stores	1,209,486	50	-	1,209,436	-
G477	Retail sale of other goods in specialized stores	24,928,175	23,402	5,336	24,899,315	122
G479	Retail trade not in stores, stalls or markets	7,006	66	-	6,940	-
	IVA - CALABARZON	149,767,943	788,825	46,914	148,854,150	78,054
G451	Sale of motor vehicles	8,818,393	70,144	4,230	8,741,922	2,098
G452	Maintenance and repair of motor vehicles	738,150	21,535	675	701,467	14,473
G453	Sale of motor vehicle parts and accessories	4,842,749	2,792	1,503	4,837,995	459
G454	Sale, maintenance and repair of motorcycles and related parts and accessories	34,823,766	782	852	34,822,131	-
G461	Wholesale on a fee or contract basis	236,881	5,113	2,557	229,211	-
G462	Wholesale of agricultural raw materials and live animals	317,722	3,257	26	301,906	12,533
G463	Wholesale of food, beverages and tobacco	3,491,826	11,898	1,030	3,440,424	38,474
G464	Wholesale of household goods	6,719,951	-	2,916	6,717,035	-
G465	Wholesale of machinery, equipment and supplies	8,508,859	9,546	12	8,499,301	-
G466	Other specialized wholesale	5,035,007	9,356	2,791	5,022,860	-
G469	Non-specialized wholesale trade	295,421	-	-	295,421	-
G471	Retail sale in non-specialized stores	25,681,670	64,243	2,609	25,614,819	-
G472	Retail sale of food, beverages and tobacco in specialized stores	1,404,372	2,540	11	1,392,144	9,676
G473	Retail sale of automotive fuel in specialized stores	6,762,626	44,170	15,299	6,703,156	-
G474	Retail sale of information and communications equipment in specialized stores	12,649,036	259	-	12,648,777	-
G475	Retail sale of other household equipment in specialized stores	15,884,218	500,517	12,235	15,371,465	-

Table 11 Number of Establishments and Value of Inventories by Type for Wholesale and Retail Trade; Repair of Motor Vehicles and Motorcycles Establishments by Region and Industry Group: Philippines, 2018

(Values are in thousand PhP, except for number of establishments. Details may not add-up to total due to rounding and/or statistical disclosure control.)

Continued

2009 PSIC Code	Region / Industry Description	Inventories as of 31 December 2018				
		Total	Materials and Supplies	Fuels, Lubricants, Oil and Greases	Goods for Resale	Others
		(7)	(8)	(9)	(10)	(11)
G476	Retail sale of cultural and recreation goods in specialized stores	1,229,709	26,595	-	1,203,113	-
G477	Retail sale of other goods in specialized stores	12,295,688	16,077	167	12,279,103	341
G479	Retail trade not in stores, stalls or markets	31,899	-	-	31,899	-
	MIMAROPA	16,640,586	125,766	30,544	16,402,786	81,489
G451	Sale of motor vehicles	280,687	55	141	280,491	-
G452	Maintenance and repair of motor vehicles	82,233	54,151	949	27,133	-
G453	Sale of motor vehicle parts and accessories	221,229	297	37	220,896	-
G454	Sale, maintenance and repair of motorcycles and related parts and accessories	2,248,697	975	1,369	2,246,266	86
G461	Wholesale on a fee or contract basis	S	S	S	S	S
G462	Wholesale of agricultural raw materials and live animals	185,116	11,279	2,903	163,748	7,187
G463	Wholesale of food, beverages and tobacco	2,966,922	19,068	7,708	2,882,143	58,002
G464	Wholesale of household goods	293,631	49	19	293,563	-
G465	Wholesale of machinery, equipment and supplies	335,874	57	28	335,789	-
G466	Other specialized wholesale	883,340	248	18	883,073	-
G471	Retail sale in non-specialized stores	1,687,410	369	1,879	1,685,147	15
G472	Retail sale of food, beverages and tobacco in specialized stores	221,252	12,209	-	209,043	-
G473	Retail sale of automotive fuel in specialized stores	1,058,452	600	-	1,057,852	-
G474	Retail sale of information and communications equipment in specialized stores	373,008	173	-	372,834	-
G475	Retail sale of other household equipment in specialized stores	2,388,857	20,494	1,367	2,366,997	-
G476	Retail sale of cultural and recreation goods in specialized stores	169,242	-	-	169,242	-
G477	Retail sale of other goods in specialized stores	3,205,588	5,738	14,119	3,169,532	16,199
G479	Retail trade not in stores, stalls or markets	S	S	S	S	S

Table 11 Number of Establishments and Value of Inventories by Type for Wholesale and Retail Trade; Repair of Motor Vehicles and Motorcycles Establishments by Region and Industry Group: Philippines, 2018

(Values are in thousand PhP, except for number of establishments. Details may not add-up to total due to rounding and/or statistical disclosure control.)

Continued

Continued

2009 PSIC Code	Region / Industry Description	Inventories as of 31 December 2018				
		Total	Materials and Supplies	Fuels, Lubricants, Oil and Greases	Goods for Resale	Others
		(7)	(8)	(9)	(10)	(11)
	V - Bicol Region	26,453,551	144,857	34,656	26,201,578	72,460
G451	Sale of motor vehicles	2,332,766	-	-	2,332,766	-
G452	Maintenance and repair of motor vehicles	774,989	215	2,299	772,475	-
G453	Sale of motor vehicle parts and accessories	878,164	14,450	4,181	858,483	1,050
G454	Sale, maintenance and repair of motorcycles and related parts and accessories	632,724	22	-	632,703	-
G461	Wholesale on a fee or contract basis	210,572	197	-	210,375	-
G462	Wholesale of agricultural raw materials and live animals	211,512	1,393	4,096	206,023	-
G463	Wholesale of food, beverages and tobacco	2,339,290	19,064	8,005	2,247,515	64,706
G464	Wholesale of household goods	1,505,480	1,386	10	1,504,083	-
G465	Wholesale of machinery, equipment and supplies	457,980	1,555	0	453,735	2,691
G466	Other specialized wholesale	643,357	11,855	997	630,493	11
G471	Retail sale in non-specialized stores	3,357,263	3,282	784	3,349,195	4,002
G472	Retail sale of food, beverages and tobacco in specialized stores	252,965	22,501	7,901	222,563	-
G473	Retail sale of automotive fuel in specialized stores	1,812,612	-	5,326	1,807,286	-
G474	Retail sale of information and communications equipment in specialized stores	350,788	164	373	350,251	-
G475	Retail sale of other household equipment in specialized stores	6,384,412	40,666	211	6,343,535	-
G476	Retail sale of cultural and recreation goods in specialized stores	370,190	21,690	37	348,463	-
G477	Retail sale of other goods in specialized stores	3,935,006	6,269	435	3,928,302	-
G479	Retail trade not in stores, stalls or markets	3,481	148	-	3,332	-
	VI - Western Visayas	74,410,697	1,342,624	13,690	72,978,820	75,563
G451	Sale of motor vehicles	5,303,066	1,699	121	5,263,783	37,462
G452	Maintenance and repair of motor vehicles	469,122	-	93	469,030	-

Table 11 Number of Establishments and Value of Inventories by Type for Wholesale and Retail Trade; Repair of Motor Vehicles and Motorcycles Establishments by Region and Industry Group: Philippines, 2018

(Values are in thousand PhP, except for number of establishments. Details may not add-up to total due to rounding and/or statistical disclosure control.)

Continued

2009 PSIC Code	Region / Industry Description	Inventories as of 31 December 2018				
		Total	Materials and Supplies	Fuels, Lubricants, Oil and Greases	Goods for Resale	Others
		(7)	(8)	(9)	(10)	(11)
G453	Sale of motor vehicle parts and accessories	605,311	1,433	1,006	602,872	-
G454	Sale, maintenance and repair of motorcycles and related parts and accessories	3,175,643	1,372	1,577	3,172,694	-
G461	Wholesale on a fee or contract basis	122,604	150	300	122,154	-
G462	Wholesale of agricultural raw materials and live animals	828,633	4,495	407	823,732	-
G463	Wholesale of food, beverages and tobacco	6,198,515	9,489	616	6,154,577	33,833
G464	Wholesale of household goods	2,876,808	371	532	2,875,885	20
G465	Wholesale of machinery, equipment and supplies	637,895	41,639	-	596,256	-
G466	Other specialized wholesale	16,763,001	13,893	332	16,747,700	1,076
G471	Retail sale in non-specialized stores	13,650,732	24,203	304	13,626,195	30
G472	Retail sale of food, beverages and tobacco in specialized stores	681,667	418	50	681,198	-
G473	Retail sale of automotive fuel in specialized stores	981,337	5,547	6,670	969,120	-
G474	Retail sale of information and communications equipment in specialized stores	3,623,697	1,222,250	73	2,401,375	-
G475	Retail sale of other household equipment in specialized stores	7,818,743	10,367	1,452	7,806,523	401
G476	Retail sale of cultural and recreation goods in specialized stores	411,332	-	-	411,332	-
G477	Retail sale of other goods in specialized stores	10,251,326	5,299	157	10,243,130	2,740
G479	Retail trade not in stores, stalls or markets	11,266	-	-	11,266	-
VII - Central Visayas		79,819,178	2,184,561	74,551	76,304,202	1,255,864
G451	Sale of motor vehicles	7,191,163	15,054	145	7,175,590	374
G452	Maintenance and repair of motor vehicles	140,735	27,797	1,540	110,702	696
G453	Sale of motor vehicle parts and accessories	2,735,745	8,263	2,244	2,725,238	-
G454	Sale, maintenance and repair of motorcycles and related parts and accessories	3,173,665	757	1,940	3,170,053	914
G461	Wholesale on a fee or contract basis	980,299	-	-	980,299	-

Table 11 Number of Establishments and Value of Inventories by Type for Wholesale and Retail Trade; Repair of Motor Vehicles and Motorcycles Establishments by Region and Industry Group: Philippines, 2018

(Values are in thousand PhP, except for number of establishments. Details may not add-up to total due to rounding and/or statistical disclosure control.)

Continued

2009 PSIC Code	Region / Industry Description	Inventories as of 31 December 2018				
		Total	Materials and Supplies	Fuels, Lubricants, Oil and Greases	Goods for Resale	Others
		(7)	(8)	(9)	(10)	(11)
G462	Wholesale of agricultural raw materials and live animals	384,327	1,054	835	382,437	-
G463	Wholesale of food, beverages and tobacco	6,295,556	1,777,594	6,161	3,259,524	1,252,277
G464	Wholesale of household goods	4,098,697	2,585	371	4,095,740	-
G465	Wholesale of machinery, equipment and supplies	2,281,415	552	13	2,279,330	1,519
G466	Other specialized wholesale	3,125,518	19,946	17,386	3,088,186	-
G469	Non-specialized wholesale trade	61,145	-	-	61,145	-
G471	Retail sale in non-specialized stores	15,052,924	28,086	10,364	15,014,474	-
G472	Retail sale of food, beverages and tobacco in specialized stores	1,334,165	4,525	534	1,329,107	-
473	Retail sale of automotive fuel in specialized stores	2,429,432	1,108	10,157	2,418,167	-
G474	Retail sale of information and communications equipment in specialized stores	6,372,841	27,874	58	6,344,909	-
G475	Retail sale of other household equipment in specialized stores	12,170,763	117,374	18,287	12,035,064	38
G476	Retail sale of cultural and recreation goods in specialized stores	1,343,529	130,348	999	1,212,136	46
G477	Retail sale of other goods in specialized stores	10,622,058	20,688	3,517	10,597,854	-
G479	Retail trade not in stores, stalls or markets	25,202	956	-	24,246	-
VIII - Eastern Visayas		29,684,391	941,944	76,461	28,609,327	56,659
G451	Sale of motor vehicles	2,358,509	579,213	1,310	1,777,986	-
G452	Maintenance and repair of motor vehicles	50,917	1,579	1,953	47,386	-
G453	Sale of motor vehicle parts and accessories	362,184	-	-	362,184	-
G454	Sale, maintenance and repair of motorcycles and related parts and accessories	1,824,005	640	778	1,822,588	-
G461	Wholesale on a fee or contract basis	-	-	-	-	-
G462	Wholesale of agricultural raw materials and live animals	174,276	483	381	173,411	-
G463	Wholesale of food, beverages and tobacco	1,891,152	14,444	1,126	1,823,701	51,882

Table 11 Number of Establishments and Value of Inventories by Type for Wholesale and Retail Trade; Repair of Motor Vehicles and Motorcycles Establishments by Region and Industry Group: Philippines, 2018

(Values are in thousand PhP, except for number of establishments. Details may not add-up to total due to rounding and/or statistical disclosure control.)

Continued

2009 PSIC Code	Region / Industry Description	Inventories as of 31 December 2018				
		Total	Materials and Supplies	Fuels, Lubricants, Oil and Greases	Goods for Resale	Others
		(7)	(8)	(9)	(10)	(11)
G464	Wholesale of household goods	734,151	-	-	729,761	4,390
G465	Wholesale of machinery, equipment and supplies	457,187	-	-	457,187	-
G466	Other specialized wholesale	576,570	3,591	5,882	567,097	-
G471	Retail sale in non-specialized stores	2,433,093	2,020	25	2,431,047	-
G472	Retail sale of food, beverages and tobacco in specialized stores	111,684	556	-	111,128	-
G473	Retail sale of automotive fuel in specialized stores	6,067,187	193,305	63,916	5,809,965	-
G474	Retail sale of information and communications equipment in specialized stores	430,144	145,174	-	284,970	-
G475	Retail sale of other household equipment in specialized stores	2,659,013	702	580	2,657,344	387
G476	Retail sale of cultural and recreation goods in specialized stores	227,395	67	54	227,274	-
G477	Retail sale of other goods in specialized stores	9,326,925	172	456	9,326,297	-
	IX - Zamboanga Peninsula	30,534,003	59,723	139,463	30,134,491	200,326
G451	Sale of motor vehicles	852,814	39	-	852,776	-
G452	Maintenance and repair of motor vehicles	89,927	1,676	1,220	87,030	-
G453	Sale of motor vehicle parts and accessories	284,052	109	1,048	282,895	-
G454	Sale, maintenance and repair of motorcycles and related parts and accessories	2,478,668	1,166	380	2,477,122	-
G461	Wholesale on a fee or contract basis	67,285	310	38	66,936	-
G462	Wholesale of agricultural raw materials and live animals	1,562,230	1,436	2,531	1,558,263	-
G463	Wholesale of food, beverages and tobacco	914,362	16,125	366	852,402	45,469
G464	Wholesale of household goods	999,394	196	568	998,629	-
G465	Wholesale of machinery, equipment and supplies	500,735	-	-	500,735	-
G466	Other specialized wholesale	323,958	401	127,468	196,089	-
G471	Retail sale in non-specialized stores	3,534,861	9,954	124	3,524,783	-

Table 11 Number of Establishments and Value of Inventories by Type for Wholesale and Retail Trade; Repair of Motor Vehicles and Motorcycles Establishments by Region and Industry Group: Philippines, 2018

(Values are in thousand PhP, except for number of establishments. Details may not add-up to total due to rounding and/or statistical disclosure control.)

Continued

2009 PSIC Code	Region / Industry Description	Inventories as of 31 December 2018				
		Total	Materials and Supplies	Fuels, Lubricants, Oil and Greases	Goods for Resale	Others
		(7)	(8)	(9)	(10)	(11)
G472	Retail sale of food, beverages and tobacco in specialized stores	1,358,278	1,348	-	1,356,930	-
G473	Retail sale of automotive fuel in specialized stores	1,240,264	330	697	1,085,150	154,088
G474	Retail sale of information and communications equipment in specialized stores	907,962	1,334	27	906,602	-
G475	Retail sale of other household equipment in specialized stores	3,597,884	2,895	1,732	3,592,948	308
G476	Retail sale of cultural and recreation goods in specialized stores	115,734	62	-	115,672	-
G477	Retail sale of other goods in specialized stores	11,705,256	22,328	3,263	11,679,205	460
G479	Retail trade not in stores, stalls or markets	339	13	-	326	-
	X - Northern Mindanao	76,498,435	707,700	950,159	74,771,690	68,886
G451	Sale of motor vehicles	3,805,307	17,882	7,300	3,780,014	110
G452	Maintenance and repair of motor vehicles	212,674	7,539	3,679	201,006	450
G453	Sale of motor vehicle parts and accessories	4,460,743	1,844	-	4,458,899	-
G454	Sale, maintenance and repair of motorcycles and related parts and accessories	1,480,349	1,943	1,255	1,477,151	-
G461	Wholesale on a fee or contract basis	108,896	-	-	108,896	-
G462	Wholesale of agricultural raw materials and live animals	4,082,126	711	3	4,081,411	-
G463	Wholesale of food, beverages and tobacco	2,364,509	82,951	1,186	2,237,526	42,846
G464	Wholesale of household goods	2,583,041	6,927	1,310	2,549,324	25,479
G465	Wholesale of machinery, equipment and supplies	404,335	652	-	403,682	-
G466	Other specialized wholesale	9,501,751	28	83	9,501,641	-
G469	Non-specialized wholesale trade	630,719	183	-	630,536	-
G471	Retail sale in non-specialized stores	10,392,285	567,835	914,591	8,909,859	-
G472	Retail sale of food, beverages and tobacco in specialized stores	628,409	1,455	10,556	616,398	-
G473	Retail sale of automotive fuel in specialized stores	8,206,217	10,239	6,600	8,189,377	-

Table 11 Number of Establishments and Value of Inventories by Type for Wholesale and Retail Trade; Repair of Motor Vehicles and Motorcycles Establishments by Region and Industry Group: Philippines, 2018

(Values are in thousand PhP, except for number of establishments. Details may not add-up to total due to rounding and/or statistical disclosure control.)

Continued

2009 PSIC Code	Region / Industry Description	Inventories as of 31 December 2018				
		Total	Materials and Supplies	Fuels, Lubricants, Oil and Greases	Goods for Resale	Others
		(7)	(8)	(9)	(10)	(11)
G474	Retail sale of information and communications equipment in specialized stores	3,602,820	1,049	-	3,601,771	-
G475	Retail sale of other household equipment in specialized stores	5,926,914	3,787	2,595	5,920,532	-
G476	Retail sale of cultural and recreation goods in specialized stores	700,779	1,665	2	699,112	-
G477	Retail sale of other goods in specialized stores	17,405,304	1,009	998	17,403,298	-
G479	Retail trade not in stores, stalls or markets	1,256	-	-	1,256	-
	XI - Davao Region	80,882,401	449,999	2,702,085	77,372,565	357,752
G451	Sale of motor vehicles	4,236,146	25,885	3,307	3,887,037	319,917
G452	Maintenance and repair of motor vehicles	159,239	50,261	3,276	105,702	-
G453	Sale of motor vehicle parts and accessories	2,078,225	-	12,027	2,066,199	-
G454	Sale, maintenance and repair of motorcycles and related parts and accessories	8,386,788	78,766	8,689	8,299,333	-
G461	Wholesale on a fee or contract basis	404,939	65,922	7,817	331,141	59
G462	Wholesale of agricultural raw materials and live animals	1,400,343	853	-	1,399,490	-
G463	Wholesale of food, beverages and tobacco	3,162,937	35,499	42	3,090,849	36,547
G464	Wholesale of household goods	3,587,006	4,545	1,189	3,581,272	-
G465	Wholesale of machinery, equipment and supplies	7,422,972	207	3,311	7,419,453	-
G466	Other specialized wholesale	15,859,847	18,497	2,637,757	13,202,364	1,229
G469	Non-specialized wholesale trade	25,149	-	-	25,149	-
G471	Retail sale in non-specialized stores	13,230,243	6,690	693	13,222,861	-
G472	Retail sale of food, beverages and tobacco in specialized stores	1,970,067	1,017	8,885	1,960,165	-
G473	Retail sale of automotive fuel in specialized stores	1,617,752	11,225	10,899	1,595,628	-
G474	Retail sale of information and communications equipment in specialized stores	1,877,138	-	879	1,876,260	-
G475	Retail sale of other household equipment in specialized stores	7,874,307	64	765	7,873,479	-

Table 11 Number of Establishments and Value of Inventories by Type for Wholesale and Retail Trade; Repair of Motor Vehicles and Motorcycles Establishments by Region and Industry Group: Philippines, 2018

(Values are in thousand PhP, except for number of establishments. Details may not add-up to total due to rounding and/or statistical disclosure control.)

Continued

2009 PSIC Code	Region / Industry Description	Inventories as of 31 December 2018				
		Total	Materials and Supplies	Fuels, Lubricants, Oil and Greases	Goods for Resale	Others
		(7)	(8)	(9)	(10)	(11)
G476	Retail sale of cultural and recreation goods in specialized stores	444,617	-	-	444,617	-
G477	Retail sale of other goods in specialized stores	7,136,608	148,877	2,548	6,985,183	-
G479	Retail trade not in stores, stalls or markets	8,074	1,691	-	6,383	-
XII - SOCCSKSARGEN		29,543,522	61,273	19,213	29,361,055	101,980
G451	Sale of motor vehicles	800,044	-	-	800,044	-
G452	Maintenance and repair of motor vehicles	5,039	168	-	4,870	-
G453	Sale of motor vehicle parts and accessories	1,043,766	398	515	1,042,853	-
G454	Sale, maintenance and repair of motorcycles and related parts and accessories	1,786,009	276	284	1,785,448	-
G461	Wholesale on a fee or contract basis	60,078	1,903	-	58,176	-
G462	Wholesale of agricultural raw materials and live animals	433,526	1,661	7	425,446	6,412
G463	Wholesale of food, beverages and tobacco	1,571,174	26,608	408	1,465,133	79,025
G464	Wholesale of household goods	1,141,437	1,359	465	1,139,614	-
G465	Wholesale of machinery, equipment and supplies	519,147	-	-	519,147	-
G466	Other specialized wholesale	736,995	544	108	736,343	-
G471	Retail sale in non-specialized stores	5,510,567	12,660	1,508	5,496,399	-
G472	Retail sale of food, beverages and tobacco in specialized stores	1,296,840	3,178	-	1,293,662	-
G473	Retail sale of automotive fuel in specialized stores	1,601,715	7,290	7,103	1,587,322	-
G474	Retail sale of information and communications equipment in specialized stores	1,244,932	1,153	1,550	1,226,091	16,138
G475	Retail sale of other household equipment in specialized stores	4,576,005	2,577	6,225	4,567,203	-
G476	Retail sale of cultural and recreation goods in specialized stores	3,542,199	160	67	3,541,972	-
G477	Retail sale of other goods in specialized stores	3,669,134	1,337	974	3,666,418	405
G479	Retail trade not in stores, stalls or markets	4,914	-	-	4,914	-

Table 11 Number of Establishments and Value of Inventories by Type for Wholesale and Retail Trade; Repair of Motor Vehicles and Motorcycles Establishments by Region and Industry Group: Philippines, 2018

(Values are in thousand PhP, except for number of establishments. Details may not add-up to total due to rounding and/or statistical disclosure control.)

Continued

2009 PSIC Code	Region / Industry Description	Inventories as of 31 December 2018				
		Total	Materials and Supplies	Fuels, Lubricants, Oil and Greases	Goods for Resale	Others
		(7)	(8)	(9)	(10)	(11)
	XIII - Caraga	26,614,840	186,077	25,141	26,342,497	61,125
G451	Sale of motor vehicles	429,386	-	-	429,386	-
G452	Maintenance and repair of motor vehicles	407,047	401	70	406,575	-
G453	Sale of motor vehicle parts and accessories	324,558	-	14,682	309,876	-
G454	Sale, maintenance and repair of motorcycles and related parts and accessories	7,687,325	7,733	14	7,679,578	-
G461	Wholesale on a fee or contract basis	S	S	S	S	S
G462	Wholesale of agricultural raw materials and live animals	314,589	1,014	181	313,394	-
G463	Wholesale of food, beverages and tobacco	1,524,155	19,353	1,158	1,442,518	61,125
G464	Wholesale of household goods	421,004	66	120	420,818	-
G465	Wholesale of machinery, equipment and supplies	220,137	73	18	220,046	-
G466	Other specialized wholesale	620,650	112	96	620,442	-
G471	Retail sale in non-specialized stores	2,177,281	3,088	6,644	2,167,549	-
G472	Retail sale of food, beverages and tobacco in specialized stores	674,655	5,466	484	668,706	-
G473	Retail sale of automotive fuel in specialized stores	425,106	2,357	707	422,042	-
G474	Retail sale of information and communications equipment in specialized stores	771,606	305	-	771,301	-
G475	Retail sale of other household equipment in specialized stores	5,666,445	144,147	4	5,522,293	-
G476	Retail sale of cultural and recreation goods in specialized stores	44,539	125	50	44,364	-
G477	Retail sale of other goods in specialized stores	4,572,908	1,787	912	4,570,209	-
G479	Retail trade not in stores, stalls or markets	S	S	S	S	S
	Autonomous Region in Muslim Mindanao	1,308,224	14,408	19,435	1,267,094	7,287
G451	Sale of motor vehicles	1,040	-	-	1,040	-
G453	Sale of motor vehicle parts and accessories	16,155	103	70	15,982	-

Table 11 Number of Establishments and Value of Inventories by Type for Wholesale and Retail Trade; Repair of Motor Vehicles and Motorcycles Establishments by Region and Industry Group: Philippines, 2018

(Values are in thousand PhP, except for number of establishments. Details may not add-up to total due to rounding and/or statistical disclosure control.)

Concluded

2009 PSIC Code	Region / Industry Description	Inventories as of 31 December 2018				
		Total	Materials and Supplies	Fuels, Lubricants, Oil and Greases	Goods for Resale	Others
		(7)	(8)	(9)	(10)	(11)
G454	Sale, maintenance and repair of motorcycles and related parts and accessories	7,824	-	-	7,824	-
G462	Wholesale of agricultural raw materials and live animals	9,549	1,246	406	7,897	-
G463	Wholesale of food, beverages and tobacco	121,286	3,753	1,254	108,993	7,287
G464	Wholesale of household goods	2,567	132	1,102	1,332	-
G465	Wholesale of machinery, equipment and supplies	19,745	486	291	18,968	-
G466	Other specialized wholesale	20,742	96	221	20,426	-
G471	Retail sale in non-specialized stores	66,864	-	405	66,459	-
G472	Retail sale of food, beverages and tobacco in specialized stores	22,778	-	-	22,778	-
G473	Retail sale of automotive fuel in specialized stores	480,845	1,338	10,346	469,162	-
G474	Retail sale of information and communications equipment in specialized stores	11,067	-	-	11,067	-
G475	Retail sale of other household equipment in specialized stores	72,508	5,329	1,200	65,978	-
G476	Retail sale of cultural and recreation goods in specialized stores	1,248	-	-	1,248	-
G477	Retail sale of other goods in specialized stores	450,270	1,812	3,913	444,545	-
G479	Retail trade not in stores, stalls or markets	3,735	112	228	3,395	-

Note: “-” – Zero Value

S – Suppressed Data

Source: Philippine Statistics Authority, 2018 Census of Philippine Business and Industry

Table 12 Number of Establishments, Research and Development (R&D) Personnel by Sex, Expense and Intangible Assets for Wholesale and Retail Trade; Repair of Motor Vehicles and Motorcycles Establishments by Region and Industry Group: Philippines, 2018

(Details may not add up to total due to rounding and/or statistical disclosure control)

2009 PSIC Code	Region / Industry Description	Number of Establishments	R & D Personnel as of 15 November 2018		
			Total	Male	Female
		(1)	(2)	(3)	(4)
	Philippines	137,674	1,240	516	723
G451	Sale of motor vehicles	1,595	48	48	-
G452	Maintenance and repair of motor vehicles	2,991	44	38	6
G453	Sale of motor vehicle parts and accessories	4,837	-	-	-
G454	Sale, maintenance and repair of motorcycles and related parts and accessories	8,501	-	-	-
G461	Wholesale on a fee or contract basis	518	4	1	3
G462	Wholesale of agricultural raw materials and live animals	2,430	34	28	6
G463	Wholesale of food, beverages and tobacco	3,508	24	10	14
G464	Wholesale of household goods	6,370	103	63	39
G465	Wholesale of machinery, equipment and supplies	2,810	855	260	595
G466	Other specialized wholesale	4,173	41	31	10
G469	Non-specialized wholesale trade	93	1	-	1
G471	Retail sale in non-specialized stores	13,478	14	3	10
G472	Retail sale of food, beverages and tobacco in specialized stores	11,793	4	3	1
G473	Retail sale of automotive fuel in specialized stores	7,074	-	-	-
G474	Retail sale of information and communications equipment in specialized stores	6,782	-	-	-
G475	Retail sale of other household equipment in specialized stores	17,389	9	6	3
G476	Retail sale of cultural and recreation goods in specialized stores	3,374	3	3	-
G477	Retail sale of other goods in specialized stores	39,585	53	20	33
G479	Retail trade not in stores, stalls or markets	373	3	2	1
	National Capital Region	21,366	1,028	362	666
G451	Sale of motor vehicles	279	18	18	-
G452	Maintenance and repair of motor vehicles	387	-	-	-

Continued

Table 12 Number of Establishments, Research and Development (R&D) Personnel by Sex, Expense and Intangible Assets for Wholesale and Retail Trade; Repair of Motor Vehicles and Motorcycles Establishments by Region and Industry Group: Philippines, 2018

(Details may not add up to total due to rounding and/or statistical disclosure control)

Continued

2009 PSIC Code	Region / Industry Description	Number of Establishments	R & D Personnel as of 15 November 2018		
			Total	Male	Female
		(1)	(2)	(3)	(4)
G453	Sale of motor vehicle parts and accessories	688	-	-	-
G454	Sale, maintenance and repair of motorcycles and related parts and accessories	556	-	-	-
G461	Wholesale on a fee or contract basis	170	1	-	1
G462	Wholesale of agricultural raw materials and live animals	217	-	-	-
G463	Wholesale of food, beverages and tobacco	563	6	2	4
G464	Wholesale of household goods	2,144	89	58	30
G465	Wholesale of machinery, equipment and supplies	1,189	840	247	593
G466	Other specialized wholesale	1,043	30	21	9
G469	Non-specialized wholesale trade	28	1	-	1
G471	Retail sale in non-specialized stores	1,344	-	-	-
G472	Retail sale of food, beverages and tobacco in specialized stores	941	-	-	-
G473	Retail sale of automotive fuel in specialized stores	619	-	-	-
G474	Retail sale of information and communications equipment in specialized stores	770	-	-	-
G475	Retail sale of other household equipment in specialized stores	2,746	-	-	-
G476	Retail sale of cultural and recreation goods in specialized stores	539	-	-	-
G477	Retail sale of other goods in specialized stores	7,048	44	17	27
G479	Retail trade not in stores, stalls or markets	96	-	-	-
	Cordillera Administrative Region	4,683	-	-	-
G451	Sale of motor vehicles	37	-	-	-
G452	Maintenance and repair of motor vehicles	130	-	-	-
G453	Sale of motor vehicle parts and accessories	188	-	-	-
G454	Sale, maintenance and repair of motorcycles and related parts and accessories	293	-	-	-
G461	Wholesale on a fee or contract basis	12	-	-	-

Table 12 Number of Establishments, Research and Development (R&D) Personnel by Sex, Expense and Intangible Assets for Wholesale and Retail Trade; Repair of Motor Vehicles and Motorcycles Establishments by Region and Industry Group: Philippines, 2018

(Details may not add up to total due to rounding and/or statistical disclosure control)

Continued

2009 PSIC Code	Region / Industry Description	Number of Establishments	R & D Personnel as of 15 November 2018		
			Total	Male	Female
			(1)	(2)	(3)
G462	Wholesale of agricultural raw materials and live animals	74	-	-	-
G463	Wholesale of food, beverages and tobacco	126	-	-	-
G464	Wholesale of household goods	144	-	-	-
G465	Wholesale of machinery, equipment and supplies	41	-	-	-
G466	Other specialized wholesale	97	-	-	-
G471	Retail sale in non-specialized stores	376	-	-	-
G472	Retail sale of food, beverages and tobacco in specialized stores	391	-	-	-
G473	Retail sale of automotive fuel in specialized stores	346	-	-	-
G474	Retail sale of information and communications equipment in specialized stores	312	-	-	-
G475	Retail sale of other household equipment in specialized stores	820	-	-	-
G476	Retail sale of cultural and recreation goods in specialized stores	110	-	-	-
G477	Retail sale of other goods in specialized stores	1,161	-	-	-
G479	Retail trade not in stores, stalls or markets	24	-	-	-
I - Ilocos Region		5,820	1	1	-
G451	Sale of motor vehicles	72	-	-	-
G452	Maintenance and repair of motor vehicles	159	-	-	-
G453	Sale of motor vehicle parts and accessories	354	-	-	-
G454	Sale, maintenance and repair of motorcycles and related parts and accessories	285	-	-	-
G462	Wholesale of agricultural raw materials and live animals	91	1	1	-
G463	Wholesale of food, beverages and tobacco	157	-	-	-
G464	Wholesale of household goods	273	-	-	-
G465	Wholesale of machinery, equipment and supplies	108	-	-	-
G466	Other specialized wholesale	244	-	-	-
G469	Non-specialized wholesale trade	5	-	-	-

Table 12 Number of Establishments, Research and Development (R&D) Personnel by Sex, Expense and Intangible Assets for Wholesale and Retail Trade; Repair of Motor Vehicles and Motorcycles Establishments by Region and Industry Group: Philippines, 2018

(Details may not add up to total due to rounding and/or statistical disclosure control)

Continued

2009 PSIC Code	Region / Industry Description	Number of Establishments	R & D Personnel as of 15 November 2018		
			Total	Male	Female
		(1)	(2)	(3)	(4)
G471	Retail sale in non-specialized stores	793	-	-	-
G472	Retail sale of food, beverages and tobacco in specialized stores	525	-	-	-
G473	Retail sale of automotive fuel in specialized stores	294	-	-	-
G474	Retail sale of information and communications equipment in specialized stores	350	-	-	-
G475	Retail sale of other household equipment in specialized stores	815	-	-	-
G476	Retail sale of cultural and recreation goods in specialized stores	110	-	-	-
G477	Retail sale of other goods in specialized stores	1,173	-	-	-
G479	Retail trade not in stores, stalls or markets	10	-	-	-
	II - Cagayan Valley	5,470	3	3	-
G451	Sale of motor vehicles	68	-	-	-
G452	Maintenance and repair of motor vehicles	152	-	-	-
G453	Sale of motor vehicle parts and accessories	261	-	-	-
G454	Sale, maintenance and repair of motorcycles and related parts and accessories	365	-	-	-
G462	Wholesale of agricultural raw materials and live animals	162	-	-	-
G463	Wholesale of food, beverages and tobacco	87	-	-	-
G464	Wholesale of household goods	305	-	-	-
G465	Wholesale of machinery, equipment and supplies	69	-	-	-
G466	Other specialized wholesale	183	-	-	-
G471	Retail sale in non-specialized stores	337	-	-	-
G472	Retail sale of food, beverages and tobacco in specialized stores	669	-	-	-
G473	Retail sale of automotive fuel in specialized stores	358	-	-	-
G474	Retail sale of information and communications equipment in specialized stores	390	-	-	-

Table 12 Number of Establishments, of Research and Development (R&D) Personnel by Sex, Expense and Intangible Assets for Wholesale and Retail Trade; Repair of Motor Vehicles and Motorcycles Establishments by and Industry Group: Philippines, 2018

(Details may not add up to total due to rounding and/or statistical disclosure control)

Continued

2009 PSIC Code	Region / Industry Description	Number of Establishments	R & D Personnel as of 15 November 2018		
			Total	Male	Female
		(1)	(2)	(3)	(4)
G475	Retail sale of other household equipment in specialized stores	705	3	3	-
G476	Retail sale of cultural and recreation goods in specialized stores	199	-	-	-
G477	Retail sale of other goods in specialized stores	1,151	-	-	-
G479	Retail trade not in stores, stalls or markets	9	-	-	-
III - Central Luzon		10,554	19	6	12
G451	Sale of motor vehicles	176	-	-	-
G452	Maintenance and repair of motor vehicles	233	-	-	-
G453	Sale of motor vehicle parts and accessories	331	-	-	-
G454	Sale, maintenance and repair of motorcycles and related parts and accessories	502	-	-	-
G461	Wholesale on a fee or contract basis	15	-	-	-
G462	Wholesale of agricultural raw materials and live animals	222	-	-	-
G463	Wholesale of food, beverages and tobacco	273	-	-	-
G464	Wholesale of household goods	466	5	3	2
G465	Wholesale of machinery, equipment and supplies	161	-	-	-
G466	Other specialized wholesale	362	-	-	-
G469	Non-specialized wholesale trade	5	-	-	-
G471	Retail sale in non-specialized stores	1,222	14	3	10
G472	Retail sale of food, beverages and tobacco in specialized stores	650	-	-	-
G473	Retail sale of automotive fuel in specialized stores	671	-	-	-
G474	Retail sale of information and communications equipment in specialized stores	183	-	-	-
G475	Retail sale of other household equipment in specialized stores	1,435	-	-	-
G476	Retail sale of cultural and recreation goods in specialized stores	259	-	-	-

Table 12 Number of Establishments, Research and Development (R&D) Personnel by Sex, Expense and Intangible Assets for Wholesale and Retail Trade; Repair of Motor Vehicles and Motorcycles Establishments by Region and Industry Group: Philippines, 2018

(Details may not add up to total due to rounding and/or statistical disclosure control)

Continued

2009 PSIC Code	Region / Industry Description	Number of Establishments	R & D Personnel as of 15 November 2018		
			Total	Male	Female
		(1)	(2)	(3)	(4)
G477	Retail sale of other goods in specialized stores	3,376	-	-	-
G479	Retail trade not in stores, stalls or markets	12	-	-	-
IVA - CALABARZON		12,537	82	67	15
G451	Sale of motor vehicles	105	27	27	-
G452	Maintenance and repair of motor vehicles	254	28	22	6
G453	Sale of motor vehicle parts and accessories	463	-	-	-
G454	Sale, maintenance and repair of motorcycles and related parts and accessories	665	-	-	-
G461	Wholesale on a fee or contract basis	48	3	1	2
G462	Wholesale of agricultural raw materials and live animals	120	-	-	-
G463	Wholesale of food, beverages and tobacco	292	-	-	-
G464	Wholesale of household goods	349	6	1	5
G465	Wholesale of machinery, equipment and supplies	154	15	13	2
G466	Other specialized wholesale	356	-	-	-
G469	Non-specialized wholesale trade	9	-	-	-
G471	Retail sale in non-specialized stores	1,855	-	-	-
G472	Retail sale of food, beverages and tobacco in specialized stores	1,477	-	-	-
G473	Retail sale of automotive fuel in specialized stores	788	-	-	-
G474	Retail sale of information and communications equipment in specialized stores	341	-	-	-
G475	Retail sale of other household equipment in specialized stores	2,207	3	3	-
G476	Retail sale of cultural and recreation goods in specialized stores	317	-	-	-
G477	Retail sale of other goods in specialized stores	2,698	-	-	-
G479	Retail trade not in stores, stalls or markets	38	-	-	-

Table 12 Number of Establishments, Research and Development (R&D) Personnel by Sex, Expense and Intangible Assets for Wholesale and Retail Trade; Repair of Motor Vehicles and Motorcycles Establishments by Region and Industry Group: Philippines, 2018

(Details may not add up to total due to rounding and/or statistical disclosure control)

Continued

2009 PSIC Code	Region / Industry Description	Number of Establishments	R & D Personnel as of 15 November 2018		
			Total	Male	Female
			(1)	(2)	(3)
	MIMAROPA	4,931	-	-	-
G451	Sale of motor vehicles	16	-	-	-
G452	Maintenance and repair of motor vehicles	102	-	-	-
G453	Sale of motor vehicle parts and accessories	195	-	-	-
G454	Sale, maintenance and repair of motorcycles and related parts and accessories	609	-	-	-
G461	Wholesale on a fee or contract basis	S	S	S	S
G462	Wholesale of agricultural raw materials and live animals	121	-	-	-
G463	Wholesale of food, beverages and tobacco	123	-	-	-
G464	Wholesale of household goods	202	-	-	-
G465	Wholesale of machinery, equipment and supplies	77	-	-	-
G466	Other specialized wholesale	111	-	-	-
G471	Retail sale in non-specialized stores	422	-	-	-
G472	Retail sale of food, beverages and tobacco in specialized stores	296	-	-	-
G473	Retail sale of automotive fuel in specialized stores	307	-	-	-
G474	Retail sale of information and communications equipment in specialized stores	289	-	-	-
G475	Retail sale of other household equipment in specialized stores	631	-	-	-
G476	Retail sale of cultural and recreation goods in specialized stores	105	-	-	-
G477	Retail sale of other goods in specialized stores	1,313	-	-	-
G479	Retail trade not in stores, stalls or markets	S	S	S	S
	V - Bicol Region	5,944	4	4	-
G451	Sale of motor vehicles	38	4	4	-
G452	Maintenance and repair of motor vehicles	185	-	-	-
G453	Sale of motor vehicle parts and accessories	195	-	-	-

Table 12 Number of Establishments, Research and Development (R&D) Personnel by Sex, Expense and Intangible Assets for Wholesale and Retail Trade; Repair of Motor Vehicles and Motorcycles Establishments by Region and Industry Group: Philippines, 2018

(Details may not add up to total due to rounding and/or statistical disclosure control)

Continued

2009 PSIC Code	Region / Industry Description	Number of Establishments	R & D Personnel as of 15 November 2018		
			Total	Male	Female
		(1)	(2)	(3)	(4)
G454	Sale, maintenance and repair of motorcycles and related parts and accessories	331	-	-	-
G461	Wholesale on a fee or contract basis	27	-	-	-
G462	Wholesale of agricultural raw materials and live animals	111	-	-	-
G463	Wholesale of food, beverages and tobacco	227	-	-	-
G464	Wholesale of household goods	282	-	-	-
G465	Wholesale of machinery, equipment and supplies	139	-	-	-
G466	Other specialized wholesale	137	-	-	-
G471	Retail sale in non-specialized stores	481	-	-	-
G472	Retail sale of food, beverages and tobacco in specialized stores	602	-	-	-
G473	Retail sale of automotive fuel in specialized stores	333	-	-	-
G474	Retail sale of information and communications equipment in specialized stores	173	-	-	-
G475	Retail sale of other household equipment in specialized stores	810	-	-	-
G476	Retail sale of cultural and recreation goods in specialized stores	136	-	-	-
G477	Retail sale of other goods in specialized stores	1,719	-	-	-
G479	Retail trade not in stores, stalls or markets	17	-	-	-
VI - Western Visayas		9,405	10	4	6
G451	Sale of motor vehicles	121	-	-	-
G452	Maintenance and repair of motor vehicles	193	-	-	-
G453	Sale of motor vehicle parts and accessories	216	-	-	-
G454	Sale, maintenance and repair of motorcycles and related parts and accessories	910	-	-	-
G461	Wholesale on a fee or contract basis	21	-	-	-
G462	Wholesale of agricultural raw materials and live animals	148	-	-	-
G463	Wholesale of food, beverages and tobacco	227	-	-	-

Table 12 Number of Establishments, Research and Development (R&D) Personnel by Sex, Expense and Intangible Assets for Wholesale and Retail Trade; Repair of Motor Vehicles and Motorcycles Establishments by Region and Industry Group: Philippines, 2018

(Details may not add up to total due to rounding and/or statistical disclosure control)

Continued

2009 PSIC Code	Region / Industry Description	Number of Establishments	R & D Personnel as of 15 November 2018		
			Total	Male	Female
			(1)	(2)	(3)
G464	Wholesale of household goods	350	3	1	2
G465	Wholesale of machinery, equipment and supplies	79	-	-	-
G466	Other specialized wholesale	207	-	-	-
G471	Retail sale in non-specialized stores	933	-	-	-
G472	Retail sale of food, beverages and tobacco in specialized stores	671	4	3	1
G473	Retail sale of automotive fuel in specialized stores	426	-	-	-
G474	Retail sale of information and communications equipment in specialized stores	517	-	-	-
G475	Retail sale of other household equipment in specialized stores	1,109	3	-	3
G476	Retail sale of cultural and recreation goods in specialized stores	274	-	-	-
G477	Retail sale of other goods in specialized stores	2,965	-	-	-
G479	Retail trade not in stores, stalls or markets	38	-	-	-
	VII - Central Visayas	11,642	8	8	-
G451	Sale of motor vehicles	206	-	-	-
G452	Maintenance and repair of motor vehicles	272	-	-	-
G453	Sale of motor vehicle parts and accessories	408	-	-	-
G454	Sale, maintenance and repair of motorcycles and related parts and accessories	486	-	-	-
G461	Wholesale on a fee or contract basis	38	-	-	-
G462	Wholesale of agricultural raw materials and live animals	118	-	-	-
G463	Wholesale of food, beverages and tobacco	233	-	-	-
G464	Wholesale of household goods	494	-	-	-
G465	Wholesale of machinery, equipment and supplies	216	-	-	-
G466	Other specialized wholesale	362	8	8	-
G469	Non-specialized wholesale trade	8	-	-	-
G471	Retail sale in non-specialized stores	1,032	-	-	-

Table 12 Number of Establishments, Research and Development (R&D) Personnel by Sex, Expense and Intangible Assets for Wholesale and Retail Trade; Repair of Motor Vehicles and Motorcycles Establishments by Region and Industry Group: Philippines, 2018

(Details may not add up to total due to rounding and/or statistical disclosure control)

Continued

2009 PSIC Code	Region / Industry Description	Number of Establishments	R & D Personnel as of 15 November 2018		
			Total	Male	Female
		(1)	(2)	(3)	(4)
G472	Retail sale of food, beverages and tobacco in specialized stores	1,386	-	-	-
G473	Retail sale of automotive fuel in specialized stores	419	-	-	-
G474	Retail sale of information and communications equipment in specialized stores	461	-	-	-
G475	Retail sale of other household equipment in specialized stores	1,676	-	-	-
G476	Retail sale of cultural and recreation goods in specialized stores	217	-	-	-
G477	Retail sale of other goods in specialized stores	3,571	-	-	-
G479	Retail trade not in stores, stalls or markets	41	-	-	-
	VIII - Eastern Visayas	6,429	-	-	-
G451	Sale of motor vehicles	70	-	-	-
G452	Maintenance and repair of motor vehicles	147	-	-	-
G453	Sale of motor vehicle parts and accessories	221	-	-	-
G454	Sale, maintenance and repair of motorcycles and related parts and accessories	352	-	-	-
G461	Wholesale on a fee or contract basis	9	-	-	-
G462	Wholesale of agricultural raw materials and live animals	123	-	-	-
G463	Wholesale of food, beverages and tobacco	182	-	-	-
G464	Wholesale of household goods	213	-	-	-
G465	Wholesale of machinery, equipment and supplies	82	-	-	-
G466	Other specialized wholesale	171	-	-	-
G471	Retail sale in non-specialized stores	448	-	-	-
G472	Retail sale of food, beverages and tobacco in specialized stores	827	-	-	-
G473	Retail sale of automotive fuel in specialized stores	402	-	-	-
G474	Retail sale of information and communications equipment in specialized stores	394	-	-	-
G475	Retail sale of other household equipment in specialized stores	896	-	-	-

Table 12 Number of Establishments, Research and Development (R&D) Personnel by Sex, Expense and Intangible Assets for Wholesale and Retail Trade; Repair of Motor Vehicles and Motorcycles Establishments by Region and Industry Group: Philippines, 2018

(Details may not add up to total due to rounding and/or statistical disclosure control)

Continued

2009 PSIC Code	Region / Industry Description	Number of Establishments	R & D Personnel as of 15 November 2018		
			Total	Male	Female
		(1)	(2)	(3)	(4)
G476	Retail sale of cultural and recreation goods in specialized stores	249	-	-	-
G477	Retail sale of other goods in specialized stores	1,643	-	-	-
	IX - Zamboanga Peninsula	7,248	-	-	-
G451	Sale of motor vehicles	84	-	-	-
G452	Maintenance and repair of motor vehicles	76	-	-	-
G453	Sale of motor vehicle parts and accessories	138	-	-	-
G454	Sale, maintenance and repair of motorcycles and related parts and accessories	646	-	-	-
G461	Wholesale on a fee or contract basis	32	-	-	-
G462	Wholesale of agricultural raw materials and live animals	228	-	-	-
G463	Wholesale of food, beverages and tobacco	243	-	-	-
G464	Wholesale of household goods	158	-	-	-
G465	Wholesale of machinery, equipment and supplies	98	-	-	-
G466	Other specialized wholesale	195	-	-	-
G471	Retail sale in non-specialized stores	913	-	-	-
G472	Retail sale of food, beverages and tobacco in specialized stores	662	-	-	-
G473	Retail sale of automotive fuel in specialized stores	359	-	-	-
G474	Retail sale of information and communications equipment in specialized stores	267	-	-	-
G475	Retail sale of other household equipment in specialized stores	765	-	-	-
G476	Retail sale of cultural and recreation goods in specialized stores	113	-	-	-
G477	Retail sale of other goods in specialized stores	2,263	-	-	-
G479	Retail trade not in stores, stalls or markets	9	-	-	-

Table 12 Number of Establishments, Research and Development (R&D) Personnel by Sex, Expense and Intangible Assets
Wholesale and Retail Trade; Repair of Motor Vehicles and Motorcycles Establishments by Region and
Industry Group: Philippines, 2018

(Details may not add up to total due to rounding and/or statistical disclosure control)

Continued

2009 PSIC Code	Region / Industry Description	Number of Establishments	R & D Personnel as of 15 November 2018		
			Total	Male	Female
		(1)	(2)	(3)	(4)
X - Northern Mindanao		8,063	19	18	1
G451	Sale of motor vehicles	101	-	-	-
G452	Maintenance and repair of motor vehicles	176	16	16	-
G453	Sale of motor vehicle parts and accessories	274	-	-	-
G454	Sale, maintenance and repair of motorcycles and related parts and accessories	732	-	-	-
G461	Wholesale on a fee or contract basis	15	-	-	-
G462	Wholesale of agricultural raw materials and live animals	123	-	-	-
G463	Wholesale of food, beverages and tobacco	208	-	-	-
G464	Wholesale of household goods	253	-	-	-
G465	Wholesale of machinery, equipment and supplies	107	-	-	-
G466	Other specialized wholesale	162	3	2	1
G469	Non-specialized wholesale trade	30	-	-	-
G471	Retail sale in non-specialized stores	935	-	-	-
G472	Retail sale of food, beverages and tobacco in specialized stores	775	-	-	-
G473	Retail sale of automotive fuel in specialized stores	497	-	-	-
G474	Retail sale of information and communications equipment in specialized stores	569	-	-	-
G475	Retail sale of other household equipment in specialized stores	622	-	-	-
G476	Retail sale of cultural and recreation goods in specialized stores	147	-	-	-
G477	Retail sale of other goods in specialized stores	2,328	-	-	-
G479	Retail trade not in stores, stalls or markets	9	-	-	-
XI - Davao Region		8,425	9	7	2
G451	Sale of motor vehicles	118	-	-	-
G452	Maintenance and repair of motor vehicles	225	-	-	-
G453	Sale of motor vehicle parts and accessories	357	-	-	-

Table 12 Number of Establishments, Research and Development (R&D) Personnel by Sex, Expense and Intangible Assets for Wholesale and Retail Trade; Repair of Motor Vehicles and Motorcycles Establishments by Region and Industry Group: Philippines, 2018

(Details may not add up to total due to rounding and/or statistical disclosure control)

Continued

2009 PSIC Code	Region / Industry Description	Number of Establishments	R & D Personnel as of 15 November 2018		
			Total	Male	Female
			(1)	(2)	(3)
G454	Sale, maintenance and repair of motorcycles and related parts and accessories	579	-	-	-
G461	Wholesale on a fee or contract basis	74	-	-	-
G462	Wholesale of agricultural raw materials and live animals	157	-	-	-
G463	Wholesale of food, beverages and tobacco	238	3	1	2
G464	Wholesale of household goods	332	-	-	-
G465	Wholesale of machinery, equipment and supplies	82	-	-	-
G466	Other specialized wholesale	266	-	-	-
G469	Non-specialized wholesale trade	9	-	-	-
G471	Retail sale in non-specialized stores	628	-	-	-
G472	Retail sale of food, beverages and tobacco in specialized stores	561	-	-	-
G473	Retail sale of automotive fuel in specialized stores	464	-	-	-
G474	Retail sale of information and communications equipment in specialized stores	558	-	-	-
G475	Retail sale of other household equipment in specialized stores	584	-	-	-
G476	Retail sale of cultural and recreation goods in specialized stores	181	3	3	-
G477	Retail sale of other goods in specialized stores	2,994	3	3	-
G479	Retail trade not in stores, stalls or markets	21	-	-	-
XII - SOCCSKSARGEN		7,783	48	34	14
G451	Sale of motor vehicles	68	-	-	-
G452	Maintenance and repair of motor vehicles	221	-	-	-
G453	Sale of motor vehicle parts and accessories	305	-	-	-
G454	Sale, maintenance and repair of motorcycles and related parts and accessories	460	-	-	-
G461	Wholesale on a fee or contract basis	53	-	-	-
G462	Wholesale of agricultural raw materials and live animals	192	33	27	6

Table 12 Number of Establishments, Research and Development (R&D) Personnel by Sex, Expense and Intangible Assets for Wholesale and Retail Trade; Repair of Motor Vehicles and Motorcycles Establishments by Region and Industry Group: Philippines, 2018

(Details may not add up to total due to rounding and/or statistical disclosure control)

Continued

2009 PSIC Code	Region / Industry Description	Number of Establishments	R & D Personnel as of 15 November 2018		
			Total	Male	Female
		(1)	(2)	(3)	(4)
G463	Wholesale of food, beverages and tobacco	179	15	7	8
G464	Wholesale of household goods	251	-	-	-
G465	Wholesale of machinery, equipment and supplies	113	-	-	-
G466	Other specialized wholesale	130	-	-	-
G471	Retail sale in non-specialized stores	652	-	-	-
G472	Retail sale of food, beverages and tobacco in specialized stores	778	-	-	-
G473	Retail sale of automotive fuel in specialized stores	447	-	-	-
G474	Retail sale of information and communications equipment in specialized stores	834	-	-	-
G475	Retail sale of other household equipment in specialized stores	1,031	-	-	-
G476	Retail sale of cultural and recreation goods in specialized stores	248	-	-	-
G477	Retail sale of other goods in specialized stores	1,804	-	-	-
G479	Retail trade not in stores, stalls or markets	15	-	-	-
	XIII - Caraga	5,390	9	2	7
G451	Sale of motor vehicles	27	-	-	-
G452	Maintenance and repair of motor vehicles	80	-	-	-
G453	Sale of motor vehicle parts and accessories	138	-	-	-
G454	Sale, maintenance and repair of motorcycles and related parts and accessories	586	-	-	-
G461	Wholesale on a fee or contract basis	S	S	S	S
G462	Wholesale of agricultural raw materials and live animals	158	-	-	-
G463	Wholesale of food, beverages and tobacco	100	-	-	-
G464	Wholesale of household goods	133	-	-	-
G465	Wholesale of machinery, equipment and supplies	75	-	-	-
G466	Other specialized wholesale	107	-	-	-
G471	Retail sale in non-specialized stores	847	-	-	-
G472	Retail sale of food, beverages and tobacco in specialized stores	448	-	-	-

Table 12 Number of Establishments, Research and Development (R&D) Personnel by Sex, Expense and Intangible Assets for Wholesale and Retail Trade; Repair of Motor Vehicles and Motorcycles Establishments by Region and Industry Group: Philippines, 2018

(Details may not add up to total due to rounding and/or statistical disclosure control)

Continued

2009 PSIC Code	Region / Industry Description	Number of Establishments	R & D Personnel as of 15 November 2018		
			Total	Male	Female
			(1)	(2)	(3)
G473	Retail sale of automotive fuel in specialized stores	253	-	-	-
G474	Retail sale of information and communications equipment in specialized stores	304	-	-	-
G475	Retail sale of other household equipment in specialized stores	475	-	-	-
G476	Retail sale of cultural and recreation goods in specialized stores	140	-	-	-
G477	Retail sale of other goods in specialized stores	1,508	6	-	6
G479	Retail trade not in stores, stalls or markets	S	S	S	S
	Autonomous Region in Muslim Mindanao	1,984	-	-	-
G451	Sale of motor vehicles	11	-	-	-
G453	Sale of motor vehicle parts and accessories	106	-	-	-
G454	Sale, maintenance and repair of motorcycles and related parts and accessories	144	-	-	-
G462	Wholesale of agricultural raw materials and live animals	64	-	-	-
G463	Wholesale of food, beverages and tobacco	51	-	-	-
G464	Wholesale of household goods	22	-	-	-
G465	Wholesale of machinery, equipment and supplies	19	-	-	-
G466	Other specialized wholesale	39	-	-	-
G471	Retail sale in non-specialized stores	260	-	-	-
G472	Retail sale of food, beverages and tobacco in specialized stores	134	-	-	-
G473	Retail sale of automotive fuel in specialized stores	91	-	-	-
G474	Retail sale of information and communications equipment in specialized stores	71	-	-	-
G475	Retail sale of other household equipment in specialized stores	60	-	-	-
G476	Retail sale of cultural and recreation goods in specialized stores	30	-	-	-
G477	Retail sale of other goods in specialized stores	871	-	-	-
G479	Retail trade not in stores, stalls or markets	11	-	-	-

Table 12 Number of Establishments, Research and Development (R&D) Personnel by Sex, Expense and Intangible Assets for Wholesale and Retail Trade; Repair of Motor Vehicles and Motorcycles Establishments by Region and Industry Group: Philippines, 2018

(Details may not add up to total due to rounding and/or statistical disclosure control)

Continued

2009 PSIC Code	Region / Industry Description	Compensation for R&D Personnel	R&D Expense	Intangible Assets for R&D	
				Capital Expenditures	Book Value as of 31 December 2018
		(5)	(6)	(7)	(8)
	Philippines	421,420	129,990	-	11,278
G451	Sale of motor vehicles	16,943	3,519	-	205
G452	Maintenance and repair of motor vehicles	15,436	10,358	-	-
G453	Sale of motor vehicle parts and accessories	-	3,489	-	-
G454	Sale, maintenance and repair of motorcycles and related parts and accessories	-	-	-	-
G461	Wholesale on a fee or contract basis	447	141	-	-
G462	Wholesale of agricultural raw materials and live animals	3,222	42,182	-	-
G463	Wholesale of food, beverages and tobacco	4,731	10,090	-	-
G464	Wholesale of household goods	35,415	21,203	-	-
G465	Wholesale of machinery, equipment and supplies	324,814	19,474	-	-
G466	Other specialized wholesale	12,883	2,832	-	-
G469	Non-specialized wholesale trade	579	1,458	-	-
G471	Retail sale in non-specialized stores	799	587	-	-
G472	Retail sale of food, beverages and tobacco in specialized stores	436	977	-	-
G473	Retail sale of automotive fuel in specialized stores	-	9	-	-
G474	Retail sale of information and communications equipment in specialized stores	-	774	-	-
G475	Retail sale of other household equipment in specialized stores	1,426	8,048	-	10,035
G476	Retail sale of cultural and recreation goods in specialized stores	685	60	-	-
G477	Retail sale of other goods in specialized stores	3,161	4,752	-	1,038
G479	Retail trade not in stores, stalls or markets	442	38	-	-
	National Capital Region	372,939	74,629	-	1,038
G451	Sale of motor vehicles	2,016	1,913	-	-
G452	Maintenance and repair of motor vehicles	-	-	-	-

Table 12 Number of Establishments, Research and Development (R&D) Personnel by Sex, Expense and Intangible Assets for Wholesale and Retail Trade; Repair of Motor Vehicles and Motorcycles Establishments by Region and Industry Group: Philippines, 2018

(Details may not add up to total due to rounding and/or statistical disclosure control)

Continued

2009 PSIC Code	Region / Industry Description	Compensation for R&D Personnel	R&D Expense	Intangible Assets for R&D	
				Capital Expenditures	Book Value as of 31 December 2018
		(5)	(6)	(7)	(8)
G453	Sale of motor vehicle parts and accessories	-	3,489	-	-
G454	Sale, maintenance and repair of motorcycles and related parts and accessories	-	-	-	-
G461	Wholesale on a fee or contract basis	34	51	-	-
G462	Wholesale of agricultural raw materials and live animals	-	23,973	-	-
G463	Wholesale of food, beverages and tobacco	1,331	4,579	-	-
G464	Wholesale of household goods	32,226	17,705	-	-
G465	Wholesale of machinery, equipment and supplies	322,713	16,420	-	-
G466	Other specialized wholesale	11,628	2,410	-	-
G469	Non-specialized wholesale trade	579	1,458	-	-
G471	Retail sale in non-specialized stores	-	-	-	-
G472	Retail sale of food, beverages and tobacco in specialized stores	-	-	-	-
G473	Retail sale of automotive fuel in specialized stores	-	-	-	-
G474	Retail sale of information and communications equipment in specialized stores	-	155	-	-
G475	Retail sale of other household equipment in specialized stores	-	339	-	-
G476	Retail sale of cultural and recreation goods in specialized stores	-	-	-	-
G477	Retail sale of other goods in specialized stores	2,413	2,138	-	1,038
G479	Retail trade not in stores, stalls or markets	-	-	-	-
	Cordillera Administrative Region	-	-	-	-
G451	Sale of motor vehicles	-	-	-	-
G452	Maintenance and repair of motor vehicles	-	-	-	-
G453	Sale of motor vehicle parts and accessories	-	-	-	-
G454	Sale, maintenance and repair of motorcycles and related parts and accessories	-	-	-	-
G461	Wholesale on a fee or contract basis	-	-	-	-

Table 12 Number of Establishments, Research and Development (R&D) Personnel by Sex, Expense and Intangible Assets for Wholesale and Retail Trade; Repair of Motor Vehicles and Motorcycles Establishments by Region and Industry Group: Philippines, 2018

(Details may not add up to total due to rounding and/or statistical disclosure control)

Continued

2009 PSIC Code	Region / Industry Description	Compensation for R&D Personnel	R&D Expense	Intangible Assets for R&D	
				Capital Expenditures	Book Value as of 31 December 2018
		(5)	(6)	(7)	(8)
G462	Wholesale of agricultural raw materials and live animals	-	-	-	-
G463	Wholesale of food, beverages and tobacco	-	-	-	-
G464	Wholesale of household goods	-	-	-	-
G465	Wholesale of machinery, equipment and supplies	-	-	-	-
G466	Other specialized wholesale	-	-	-	-
G471	Retail sale in non-specialized stores	-	-	-	-
G472	Retail sale of food, beverages and tobacco in specialized stores	-	-	-	-
G473	Retail sale of automotive fuel in specialized stores	-	-	-	-
G474	Retail sale of information and communications equipment in specialized stores	-	-	-	-
G475	Retail sale of other household equipment in specialized stores	-	-	-	-
G476	Retail sale of cultural and recreation goods in specialized stores	-	-	-	-
G477	Retail sale of other goods in specialized stores	-	-	-	-
G479	Retail trade not in stores, stalls or markets	-	-	-	-
	I - Ilocos Region	180	1,289	-	-
G451	Sale of motor vehicles	-	-	-	-
G452	Maintenance and repair of motor vehicles	-	-	-	-
G453	Sale of motor vehicle parts and accessories	-	-	-	-
G454	Sale, maintenance and repair of motorcycles and related parts and accessories	-	-	-	-
G462	Wholesale of agricultural raw materials and live animals	180	28	-	-
G463	Wholesale of food, beverages and tobacco	-	483	-	-
G464	Wholesale of household goods	-	556	-	-
G465	Wholesale of machinery, equipment and supplies	-	-	-	-
G466	Other specialized wholesale	-	-	-	-
G469	Non-specialized wholesale trade	-	-	-	-

Table 12 Number of Establishments, Research and Development (R&D) Personnel by Sex, Expense and Intangible Assets for Wholesale and Retail Trade; Repair of Motor Vehicles and Motorcycles Establishments by Region and Industry Group: Philippines, 2018

(Details may not add up to total due to rounding and/or statistical disclosure control)

Continued

2009 PSIC Code	Region / Industry Description	Compensation for R&D Personnel	R&D Expense	Intangible Assets for R&D	
				Capital Expenditures	Book Value as of 31 December 2018
		(5)	(6)	(7)	(8)
G471	Retail sale in non-specialized stores	-	70	-	-
G472	Retail sale of food, beverages and tobacco in specialized stores	-	152	-	-
G473	Retail sale of automotive fuel in specialized stores	-	-	-	-
G474	Retail sale of information and communications equipment in specialized stores	-	-	-	-
G475	Retail sale of other household equipment in specialized stores	-	-	-	-
G476	Retail sale of cultural and recreation goods in specialized stores	-	-	-	-
G477	Retail sale of other goods in specialized stores	-	-	-	-
G479	Retail trade not in stores, stalls or markets	-	-	-	-
	II - Cagayan Valley	1,062	2,390	-	10,000
G451	Sale of motor vehicles	-	-	-	-
G452	Maintenance and repair of motor vehicles	-	-	-	-
G453	Sale of motor vehicle parts and accessories	-	-	-	-
G454	Sale, maintenance and repair of motorcycles and related parts and accessories	-	-	-	-
G462	Wholesale of agricultural raw materials and live animals	-	-	-	-
G463	Wholesale of food, beverages and tobacco	-	-	-	-
G464	Wholesale of household goods	-	-	-	-
G465	Wholesale of machinery, equipment and supplies	-	2,195	-	-
G466	Other specialized wholesale	-	-	-	-
G471	Retail sale in non-specialized stores	-	180	-	-
G472	Retail sale of food, beverages and tobacco in specialized stores	-	-	-	-
G473	Retail sale of automotive fuel in specialized stores	-	-	-	-
G474	Retail sale of information and communications equipment in specialized stores	-	-	-	-
G475	Retail sale of other household equipment in specialized stores	1,062	15	-	10,000

Table 12 Number of Establishments, Research and Development (R&D) Personnel by Sex, Expense and Intangible Assets for Wholesale and Retail Trade; Repair of Motor Vehicles and Motorcycles Establishments by Region and Industry Group: Philippines, 2018

(Details may not add up to total due to rounding and/or statistical disclosure control)

Continued

2009 PSIC Code	Region / Industry Description	Compensation for R&D Personnel	R&D Expense	Intangible Assets for R&D	
				Capital Expenditures	Book Value as of 31 December 2018
		(5)	(6)	(7)	(8)
G476	Retail sale of cultural and recreation goods in specialized stores	-	-	-	-
G477	Retail sale of other goods in specialized stores	-	-	-	-
G479	Retail trade not in stores, stalls or markets	-	-	-	-
III - Central Luzon		1,095	3,443	-	35
G451	Sale of motor vehicles	-	-	-	-
G452	Maintenance and repair of motor vehicles	-	-	-	-
G453	Sale of motor vehicle parts and accessories	-	-	-	-
G454	Sale, maintenance and repair of motorcycles and related parts and accessories	-	-	-	-
G461	Wholesale on a fee or contract basis	-	-	-	-
G462	Wholesale of agricultural raw materials and live animals	-	466	-	-
G463	Wholesale of food, beverages and tobacco	-	-	-	-
G464	Wholesale of household goods	296	2,459	-	-
G465	Wholesale of machinery, equipment and supplies	-	-	-	-
G466	Other specialized wholesale	-	-	-	-
G469	Non-specialized wholesale trade	-	-	-	-
G471	Retail sale in non-specialized stores	799	109	-	-
G472	Retail sale of food, beverages and tobacco in specialized stores	-	-	-	-
G473	Retail sale of automotive fuel in specialized stores	-	3	-	-
G474	Retail sale of information and communications equipment in specialized stores	-	227	-	-
G475	Retail sale of other household equipment in specialized stores	-	30	-	35
G476	Retail sale of cultural and recreation goods in specialized stores	-	-	-	-
G477	Retail sale of other goods in specialized stores	-	149	-	-
G479	Retail trade not in stores, stalls or markets	-	-	-	-

Table 12 Number of Establishments, Research and Development (R&D) Personnel by Sex, Expense and Intangible Assets for Wholesale and Retail Trade; Repair of Motor Vehicles and Motorcycles Establishments by Region and Industry Group: Philippines, 2018

(Details may not add up to total due to rounding and/or statistical disclosure control)

Continued

2009 PSIC Code	Region / Industry Description	Compensation for R&D Personnel	R&D Expense	Intangible Assets for R&D	
		(5)	(6)	Capital Expenditures	Book Value as of 31 December 2018
				(7)	(8)
	IVA - CALABARZON	29,936	12,635	-	-
G451	Sale of motor vehicles	11,623	1,303	-	-
G452	Maintenance and repair of motor vehicles	13,104	9,092	-	-
G453	Sale of motor vehicle parts and accessories	-	-	-	-
G454	Sale, maintenance and repair of motorcycles and related parts and accessories	-	-	-	-
G461	Wholesale on a fee or contract basis	414	90	-	-
G462	Wholesale of agricultural raw materials and live animals	-	-	-	-
G463	Wholesale of food, beverages and tobacco	-	-	-	-
G464	Wholesale of household goods	2,473	130	-	-
G465	Wholesale of machinery, equipment and supplies	2,101	527	-	-
G466	Other specialized wholesale	-	78	-	-
G469	Non-specialized wholesale trade	-	-	-	-
G471	Retail sale in non-specialized stores	-	228	-	-
G472	Retail sale of food, beverages and tobacco in specialized stores	-	-	-	-
G473	Retail sale of automotive fuel in specialized stores	-	6	-	-
G474	Retail sale of information and communications equipment in specialized stores	-	-	-	-
G475	Retail sale of other household equipment in specialized stores	221	1,180	-	-
G476	Retail sale of cultural and recreation goods in specialized stores	-	-	-	-
G477	Retail sale of other goods in specialized stores	-	-	-	-
G479	Retail trade not in stores, stalls or markets	-	-	-	-
	MIMAROPA	-	-	-	205
G451	Sale of motor vehicles	-	-	-	205
G452	Maintenance and repair of motor vehicles	-	-	-	-

Table 12 Number of Establishments, Research and Development (R&D) Personnel by Sex, Expense and Intangible Assets for Wholesale and Retail Trade; Repair of Motor Vehicles and Motorcycles Establishments by Region and Industry Group: Philippines, 2018

(Details may not add up to total due to rounding and/or statistical disclosure control)

Continued

2009 PSIC Code	Region / Industry Description	Compensation for R&D Personnel	R&D Expense	Intangible Assets for R&D	
				Capital Expenditures	Book Value as of 31 December 2018
		(5)	(6)	(7)	(8)
G453	Sale of motor vehicle parts and accessories	-	-	-	-
G454	Sale, maintenance and repair of motorcycles and related parts and accessories	-	-	-	-
G461	Wholesale on a fee or contract basis	S	S	S	S
G462	Wholesale of agricultural raw materials and live animals	-	-	-	-
G463	Wholesale of food, beverages and tobacco	-	-	-	-
G464	Wholesale of household goods	-	-	-	-
G465	Wholesale of machinery, equipment and supplies	-	-	-	-
G466	Other specialized wholesale	-	-	-	-
G471	Retail sale in non-specialized stores	-	-	-	-
G472	Retail sale of food, beverages and tobacco in specialized stores	-	-	-	-
G473	Retail sale of automotive fuel in specialized stores	-	-	-	-
G474	Retail sale of information and communications equipment in specialized stores	-	-	-	-
G475	Retail sale of other household equipment in specialized stores	-	-	-	-
G476	Retail sale of cultural and recreation goods in specialized stores	-	-	-	-
G477	Retail sale of other goods in specialized stores	-	-	-	-
G479	Retail trade not in stores, stalls or markets	S	S	S	S
V - Bicol Region		3,304	1,275	-	-
G451	Sale of motor vehicles	3,304	38	-	-
G452	Maintenance and repair of motor vehicles	-	1,237	-	-
G453	Sale of motor vehicle parts and accessories	-	-	-	-
G454	Sale, maintenance and repair of motorcycles and related parts and accessories	-	-	-	-
G461	Wholesale on a fee or contract basis	-	-	-	-
G462	Wholesale of agricultural raw materials and live animals	-	-	-	-

Table 12 Number of Establishments, Research and Development (R&D) Personnel by Sex, Expense and Intangible Assets for Wholesale and Retail Trade; Repair of Motor Vehicles and Motorcycles Establishments by Region and Industry Group: Philippines, 2018

(Details may not add up to total due to rounding and/or statistical disclosure control)

Continued

2009 PSIC Code	Region / Industry Description	Compensation for R&D Personnel	R&D Expense	Intangible Assets for R&D	
				Capital Expenditures	Book Value as of 31 December 2018
		(5)	(6)	(7)	(8)
G463	Wholesale of food, beverages and tobacco	-	-	-	-
G464	Wholesale of household goods	-	-	-	-
G465	Wholesale of machinery, equipment and supplies	-	-	-	-
G466	Other specialized wholesale	-	-	-	-
G471	Retail sale in non-specialized stores	-	-	-	-
G472	Retail sale of food, beverages and tobacco in specialized stores	-	-	-	-
G473	Retail sale of automotive fuel in specialized stores	-	-	-	-
G474	Retail sale of information and communications equipment in specialized stores	-	-	-	-
G475	Retail sale of other household equipment in specialized stores	-	-	-	-
G476	Retail sale of cultural and recreation goods in specialized stores	-	-	-	-
G477	Retail sale of other goods in specialized stores	-	-	-	-
G479	Retail trade not in stores, stalls or markets	-	-	-	-
	VI - Western Visayas	999	9,541	-	-
G451	Sale of motor vehicles	-	-	-	-
G452	Maintenance and repair of motor vehicles	-	-	-	-
G453	Sale of motor vehicle parts and accessories	-	-	-	-
G454	Sale, maintenance and repair of motorcycles and related parts and accessories	-	-	-	-
G461	Wholesale on a fee or contract basis	-	-	-	-
G462	Wholesale of agricultural raw materials and live animals	-	-	-	-
G463	Wholesale of food, beverages and tobacco	-	1,714	-	-
G464	Wholesale of household goods	420	50	-	-
G465	Wholesale of machinery, equipment and supplies	-	313	-	-
G466	Other specialized wholesale	-	145	-	-
G471	Retail sale in non-specialized stores	-	-	-	-

Table 12 Number of Establishments, Research and Development (R&D) Personnel by Sex, Expense and Intangible Assets for Wholesale and Retail Trade; Repair of Motor Vehicles and Motorcycles Establishments by Region and Industry Group: Philippines, 2018

(Details may not add up to total due to rounding and/or statistical disclosure control)

Continued

2009 PSIC Code	Region / Industry Description	Compensation for R&D Personnel	R&D Expense	Intangible Assets for R&D	
				Capital Expenditures	Book Value as of 31 December 2018
		(5)	(6)	(7)	(8)
G472	Retail sale of food, beverages and tobacco in specialized stores	436	826	-	-
G473	Retail sale of automotive fuel in specialized stores	-	-	-	-
G474	Retail sale of information and communications equipment in specialized stores	-	-	-	-
G475	Retail sale of other household equipment in specialized stores	143	6,485	-	-
G476	Retail sale of cultural and recreation goods in specialized stores	-	-	-	-
G477	Retail sale of other goods in specialized stores	-	8	-	-
G479	Retail trade not in stores, stalls or markets	-	-	-	-
	VII - Central Visayas	660	2,925	-	-
G451	Sale of motor vehicles	-	-	-	-
G452	Maintenance and repair of motor vehicles	-	-	-	-
G453	Sale of motor vehicle parts and accessories	-	-	-	-
G454	Sale, maintenance and repair of motorcycles and related parts and accessories	-	-	-	-
G461	Wholesale on a fee or contract basis	-	-	-	-
G462	Wholesale of agricultural raw materials and live animals	-	-	-	-
G463	Wholesale of food, beverages and tobacco	-	2,230	-	-
G464	Wholesale of household goods	-	218	-	-
G465	Wholesale of machinery, equipment and supplies	-	18	-	-
G466	Other specialized wholesale	660	67	-	-
G469	Non-specialized wholesale trade	-	-	-	-
G471	Retail sale in non-specialized stores	-	-	-	-
G472	Retail sale of food, beverages and tobacco in specialized stores	-	-	-	-
G473	Retail sale of automotive fuel in specialized stores	-	-	-	-
G474	Retail sale of information and communications equipment in specialized stores	-	392	-	-

Table 12 Number of Establishments, Research and Development (R&D) Personnel by Sex, Expense and Intangible Assets for Wholesale and Retail Trade; Repair of Motor Vehicles and Motorcycles Establishments by Region and Industry Group: Philippines, 2018

(Details may not add up to total due to rounding and/or statistical disclosure control)

Continued

2009 PSIC Code	Region / Industry Description	Compensation for R&D Personnel	R&D Expense	Intangible Assets for R&D	
				Capital Expenditures	Book Value as of 31 December 2018
		(5)	(6)	(7)	(8)
G475	Retail sale of other household equipment in specialized stores	-	-	-	-
G476	Retail sale of cultural and recreation goods in specialized stores	-	-	-	-
G477	Retail sale of other goods in specialized stores	-	-	-	-
G479	Retail trade not in stores, stalls or markets	-	-	-	-
	VIII - Eastern Visayas	-	-	-	-
G451	Sale of motor vehicles	-	-	-	-
G452	Maintenance and repair of motor vehicles	-	-	-	-
G453	Sale of motor vehicle parts and accessories	-	-	-	-
G454	Sale, maintenance and repair of motorcycles and related parts and accessories	-	-	-	-
G461	Wholesale on a fee or contract basis	-	-	-	-
G462	Wholesale of agricultural raw materials and live animals	-	-	-	-
G463	Wholesale of food, beverages and tobacco	-	-	-	-
G464	Wholesale of household goods	-	-	-	-
G465	Wholesale of machinery, equipment and supplies	-	-	-	-
G466	Other specialized wholesale	-	-	-	-
G471	Retail sale in non-specialized stores	-	-	-	-
G472	Retail sale of food, beverages and tobacco in specialized stores	-	-	-	-
G473	Retail sale of automotive fuel in specialized stores	-	-	-	-
G474	Retail sale of information and communications equipment in specialized stores	-	-	-	-
G475	Retail sale of other household equipment in specialized stores	-	-	-	-
G476	Retail sale of cultural and recreation goods in specialized stores	-	-	-	-
G477	Retail sale of other goods in specialized stores	-	-	-	-

Table 12 Number of Establishments, Research and Development (R&D) Personnel by Sex, Expense and Intangible Assets for Wholesale and Retail Trade; Repair of Motor Vehicles and Motorcycles Establishments by Region and Industry Group: Philippines, 2018

(Details may not add up to total due to rounding and/or statistical disclosure control)

Continued

2009 PSIC Code	Region / Industry Description	Compensation for R&D Personnel	R&D Expense	Intangible Assets for R&D	
		(5)	(6)	Capital Expenditures	Book Value as of 31 December 2018
				(7)	(8)
	IX - Zamboanga Peninsula	-	933	-	-
G451	Sale of motor vehicles	-	-	-	-
G452	Maintenance and repair of motor vehicles	-	-	-	-
G453	Sale of motor vehicle parts and accessories	-	-	-	-
G454	Sale, maintenance and repair of motorcycles and related parts and accessories	-	-	-	-
G461	Wholesale on a fee or contract basis	-	-	-	-
G462	Wholesale of agricultural raw materials and live animals	-	-	-	-
G463	Wholesale of food, beverages and tobacco	-	-	-	-
G464	Wholesale of household goods	-	-	-	-
G465	Wholesale of machinery, equipment and supplies	-	-	-	-
G466	Other specialized wholesale	-	-	-	-
G471	Retail sale in non-specialized stores	-	-	-	-
G472	Retail sale of food, beverages and tobacco in specialized stores	-	-	-	-
G473	Retail sale of automotive fuel in specialized stores	-	-	-	-
G474	Retail sale of information and communications equipment in specialized stores	-	-	-	-
G475	Retail sale of other household equipment in specialized stores	-	-	-	-
G476	Retail sale of cultural and recreation goods in specialized stores	-	-	-	-
G477	Retail sale of other goods in specialized stores	-	933	-	-
G479	Retail trade not in stores, stalls or markets	-	-	-	-
	X - Northern Mindanao	2,928	426	-	-
G451	Sale of motor vehicles	-	265	-	-
G452	Maintenance and repair of motor vehicles	2,332	29	-	-
G453	Sale of motor vehicle parts and accessories	-	-	-	-

Table 12 Number of Establishments, Research and Development (R&D) Personnel by Sex, Expense and Intangible Assets for Wholesale and Retail Trade; Repair of Motor Vehicles and Motorcycles Establishments by Region and Industry Group: Philippines, 2018

(Details may not add up to total due to rounding and/or statistical disclosure control)

Continued

2009 PSIC Code	Region / Industry Description	Compensation for R&D Personnel	R&D Expense	Intangible Assets for R&D	
				Capital Expenditures	Book Value as of 31 December 2018
				(7)	(8)
G454	Sale, maintenance and repair of motorcycles and related parts and accessories	-	-	-	-
G461	Wholesale on a fee or contract basis	-	-	-	-
G462	Wholesale of agricultural raw materials and live animals	-	-	-	-
G463	Wholesale of food, beverages and tobacco	-	-	-	-
G464	Wholesale of household goods	-	-	-	-
G465	Wholesale of machinery, equipment and supplies	-	-	-	-
G466	Other specialized wholesale	596	132	-	-
G469	Non-specialized wholesale trade	-	-	-	-
G471	Retail sale in non-specialized stores	-	-	-	-
G472	Retail sale of food, beverages and tobacco in specialized stores	-	-	-	-
G473	Retail sale of automotive fuel in specialized stores	-	-	-	-
G474	Retail sale of information and communications equipment in specialized stores	-	-	-	-
G475	Retail sale of other household equipment in specialized stores	-	-	-	-
G476	Retail sale of cultural and recreation goods in specialized stores	-	-	-	-
G477	Retail sale of other goods in specialized stores	-	-	-	-
G479	Retail trade not in stores, stalls or markets	-	-	-	-
	XI - Davao Region	2,187	671	-	-
G451	Sale of motor vehicles	-	-	-	-
G452	Maintenance and repair of motor vehicles	-	-	-	-
G453	Sale of motor vehicle parts and accessories	-	-	-	-
G454	Sale, maintenance and repair of motorcycles and related parts and accessories	-	-	-	-
G461	Wholesale on a fee or contract basis	-	-	-	-
G462	Wholesale of agricultural raw materials and live animals	-	-	-	-

Table 12 Number of Establishments, Research and Development (R&D) Personnel by Sex, Expense and Intangible Assets for Wholesale and Retail Trade; Repair of Motor Vehicles and Motorcycles Establishments by Region and Industry Group: Philippines, 2018

(Details may not add up to total due to rounding and/or statistical disclosure control)

Continued

2009 PSIC Code	Region / Industry Description	Compensation for R&D Personnel	R&D Expense	Intangible Assets for R&D	
				Capital Expenditures	Book Value as of 31 December 2018
		(5)	(6)	(7)	(8)
G463	Wholesale of food, beverages and tobacco	1,206	607	-	-
G464	Wholesale of household goods	-	-	-	-
G465	Wholesale of machinery, equipment and supplies	-	-	-	-
G466	Other specialized wholesale	-	-	-	-
G469	Non-specialized wholesale trade	-	-	-	-
G471	Retail sale in non-specialized stores	-	-	-	-
G472	Retail sale of food, beverages and tobacco in specialized stores	-	-	-	-
G473	Retail sale of automotive fuel in specialized stores	-	-	-	-
G474	Retail sale of information and communications equipment in specialized stores	-	-	-	-
G475	Retail sale of other household equipment in specialized stores	-	-	-	-
G476	Retail sale of cultural and recreation goods in specialized stores	685	60	-	-
G477	Retail sale of other goods in specialized stores	296	4	-	-
G479	Retail trade not in stores, stalls or markets	-	-	-	-
	XII - SOCCSKSARGEN	5,236	18,916	-	-
G451	Sale of motor vehicles	-	-	-	-
G452	Maintenance and repair of motor vehicles	-	-	-	-
G453	Sale of motor vehicle parts and accessories	-	-	-	-
G454	Sale, maintenance and repair of motorcycles and related parts and accessories	-	-	-	-
G461	Wholesale on a fee or contract basis	-	-	-	-
G462	Wholesale of agricultural raw materials and live animals	3,042	17,715	-	-
G463	Wholesale of food, beverages and tobacco	2,194	477	-	-
G464	Wholesale of household goods	-	84	-	-
G465	Wholesale of machinery, equipment and supplies	-	-	-	-
G466	Other specialized wholesale	-	-	-	-

Table 12 Number of Establishments, Research and Development (R&D) Personnel by Sex, Expense and Intangible Assets for Wholesale and Retail Trade; Repair of Motor Vehicles and Motorcycles Establishments by Region and Industry Group: Philippines, 2018

(Details may not add up to total due to rounding and/or statistical disclosure control)

Continued

2009 PSIC Code	Region / Industry Description	Compensation for R&D Personnel	R&D Expense	Intangible Assets for R&D	
				Capital Expenditures	Book Value as of 31 December 2018
		(5)	(6)	(7)	(8)
G471	Retail sale in non-specialized stores	-	-	-	-
G472	Retail sale of food, beverages and tobacco in specialized stores	-	-	-	-
G473	Retail sale of automotive fuel in specialized stores	-	-	-	-
G474	Retail sale of information and communications equipment in specialized stores	-	-	-	-
G475	Retail sale of other household equipment in specialized stores	-	-	-	-
G476	Retail sale of cultural and recreation goods in specialized stores	-	-	-	-
G477	Retail sale of other goods in specialized stores	-	622	-	-
G479	Retail trade not in stores, stalls or markets	-	18	-	-
	XIII - Caraga	894	919	-	-
G451	Sale of motor vehicles	-	-	-	-
G452	Maintenance and repair of motor vehicles	-	-	-	-
G453	Sale of motor vehicle parts and accessories	-	-	-	-
G454	Sale, maintenance and repair of motorcycles and related parts and accessories	-	-	-	-
G461	Wholesale on a fee or contract basis	S	S	S	S
G462	Wholesale of agricultural raw materials and live animals	-	-	-	-
G463	Wholesale of food, beverages and tobacco	-	-	-	-
G464	Wholesale of household goods	-	-	-	-
G465	Wholesale of machinery, equipment and supplies	-	-	-	-
G466	Other specialized wholesale	-	-	-	-
G471	Retail sale in non-specialized stores	-	-	-	-
G472	Retail sale of food, beverages and tobacco in specialized stores	-	-	-	-
G473	Retail sale of automotive fuel in specialized stores	-	-	-	-
G474	Retail sale of information and communications equipment in specialized stores	-	-	-	-

Table 12 Number of Establishments, Research and Development (R&D) Personnel by Sex, Expense and Intangible Assets for Wholesale and Retail Trade; Repair of Motor Vehicles and Motorcycles Establishments by Region and Industry Group: Philippines, 2018

(Details may not add up to total due to rounding and/or statistical disclosure control)

Concluded

2009 PSIC Code	Region / Industry Description	Compensation for R&D Personnel	R&D Expense	Intangible Assets for R&D	
				Capital Expenditures	Book Value as of 31 December 2018
		(5)	(6)	(7)	(8)
G475	Retail sale of other household equipment in specialized stores	-	-	-	-
G476	Retail sale of cultural and recreation goods in specialized stores	-	-	-	-
G477	Retail sale of other goods in specialized stores	452	899	-	-
G479	Retail trade not in stores, stalls or markets	S	S	S	S
	Autonomous Region in Muslim Mindanao	-	-	-	-
G451	Sale of motor vehicles	-	-	-	-
G453	Sale of motor vehicle parts and accessories	-	-	-	-
G454	Sale, maintenance and repair of motorcycles and related parts and accessories	-	-	-	-
G462	Wholesale of agricultural raw materials and live animals	-	-	-	-
G463	Wholesale of food, beverages and tobacco	-	-	-	-
G464	Wholesale of household goods	-	-	-	-
G465	Wholesale of machinery, equipment and supplies	-	-	-	-
G466	Other specialized wholesale	-	-	-	-
G471	Retail sale in non-specialized stores	-	-	-	-
G472	Retail sale of food, beverages and tobacco in specialized stores	-	-	-	-
G474	Retail sale of information and communications equipment in specialized stores	-	-	-	-
G475	Retail sale of other household equipment in specialized stores	-	-	-	-
G476	Retail sale of cultural and recreation goods in specialized stores	-	-	-	-
G477	Retail sale of other goods in specialized stores	-	-	-	-
G479	Retail trade not in stores, stalls or markets	-	-	-	-

Note: "-" – Zero Value

S – Suppressed Data

Source: Philippine Statistics Authority, 2018 Census of Philippine Business and Industry

APPENDIX

Appendix 1

2018 Census of Philippine Business and Industry (CPBI Form No. 5)



REPUBLIC OF THE PHILIPPINES
PHILIPPINE STATISTICS AUTHORITY

CPBI Form 5
PSA Approval No. PSA-1907-05
Expires on 31 March 2020



2018 CENSUS OF PHILIPPINE BUSINESS AND INDUSTRY

**WHOLESALE AND RETAIL TRADE;
REPAIR OF MOTOR VEHICLES AND MOTORCYCLES**

January – December 2018

Dear Sir/Madam:

The Philippine Statistics Authority (PSA) is conducting the *2018 Census of Philippine Business and Industry (CPBI)*. The 2018 CPBI aims to provide key measures on the levels, structure, performance and trends of businesses and industries that will be used for planning and policy formulation by the government and private sectors.

This Office is authorized to collect information from businesses and industries under *Republic Act No. 10625 (RA 10625)*. Section 25 of the same law obliges the establishments to provide the required data. The information collected shall be kept strictly confidential and shall not be used for purposes of taxation, investigation or regulation as provided in Section 26.

We appreciate your utmost cooperation by accomplishing this questionnaire and providing PSA with a copy of the 2018 Financial Statement of your establishment. You may also accomplish this questionnaire online at PSA website (<https://cpbi.psa.gov.ph>).

Thank you very much.

Lisa Grace S. Bersales
LISA GRACE S. BERSALES, Ph.D.

Undersecretary
National Statistician and Civil Registrar General

For inquiries, contact:

Telephone Number: _____

E-mail Address: _____

or cpbi@psa.gov.ph

FOR PSA USE ONLY															
FN				QN	QS	QR	ECN								
IND				PROV-MUN				BGY			SZ	LO	EO		

Page 2	PLEASE ENTER ON THE APPROPRIATE SPACE OR BOX THE DATA REQUESTED.	2018 CPBI F5
--------	--	--------------

GENERAL INSTRUCTIONS

⇒ Provide data required in this questionnaire based on the records of your establishment.

⇒ Provide best estimates if exact figures are not available in your records. Indicate N.A. for items which are not applicable.

⇒ Refer to the relevant explanatory notes and definitions provided in specific items when providing responses for each item.

⇒ Include only Philippine-based activities, including imports and exports, of this establishment.

⇒ Mark only one box using a check (✓) unless instructed otherwise.

GENERAL INFORMATION ABOUT THIS ESTABLISHMENT

1. Business and Registered Names, Business Tax Identification Number (TIN) and Address, Company Website and Social Media Accounts of this Establishment in 2018

A. Business Name: _____

B. Registered Name: _____

C. Business TIN: — — —

D. Business Address: _____

Do Not Fill (For PSA Use Only)					
PROV	MUN	BGY			

E. Company Website: _____

F. Social Media Account/s:

Others, *specify*: _____

2. Economic Activity or Business in 2018

⇒ Describe in detail the main activity, secondary activities and ancillary activities whose products are used for own consumption of this establishment.

A. Main Economic Activity *(Refers to the activity that contributes the biggest or major portion of the gross income or revenue of this establishment.)*

Do Not Fill (For PSA Use Only)					
2009 PSIC					

1. Major products/goods produced or sold or type of service rendered *Specify*: _____

B. Secondary Activities *(Refer to activities carried out by this establishment in addition to the main activity and in which the output, like that of the main activity, must be suitable for delivery outside this establishment.)*

Do Not Fill (For PSA Use Only)					
2009 PSIC					

C. Ancillary Activities *(Refer to activities that exist to support the main productive activities of this establishment by providing non-durable goods or services entirely or primarily for the use of this establishment.)*

Do Not Fill (For PSA Use Only)					
2009 PSIC					

	LN NO
	01
	02
	03
	04

Continued on Page 3

GENERAL INFORMATION ABOUT THIS ESTABLISHMENT (continued)

3. Year Started Operation

⇒ Indicate the year when this establishment started its operation regardless of its location in the Philippines.

--	--	--	--

4. Legal Organization in 2018

⇒ Mark (✓) the box corresponding to the description of the legal organization of this establishment.

- 1 ☐ Single Proprietorship
2 ☐ Partnership
3 ☐ Government Corporation
4 ☐ Stock Corporation
5 ☐ Non-stock, Non-profit Corporation
6 ☐ Cooperative
7 ☐ Others, ***specify:*** _____

5. Economic Organization in 2018

⇒ Mark (✓) the box corresponding to the best description of the economic organization of this establishment.

- 1 ☐ **Single Establishment**
- 2 ☐ **Branch only**
⇒ Provide details of Main Office below.
- 3 ☐ **Establishment and Main Office**
both located in the same address
and with branches elsewhere
⇒ Provide details of branch/es in Item 22.
- 4 ☐ **Main Office only**
⇒ Provide details of branch/es in Item 22.
- 5 ☐ **Ancillary Unit other than Main Office**
⇒ Provide details of Main Office below.

Single Establishment is an establishment which has neither branch nor main office. It may have ancillary unit/s other than main office, located elsewhere.

Branch is an establishment which has a separate main office located elsewhere.

Main office is the unit which controls, supervises and directs one or more establishments of an enterprise.

Ancillary unit is the unit that operates primarily or exclusively for a related establishment or group of related establishments or its parent establishment and provides services that supports those establishments.

A. Registered Name of Main Office

[illegible]

B. Address of Main Office

Do Not Fill (For PSA Use Only)					
PROV		MUN		BGY	

C. Contact Person in the Main Office

- (1) Name: _____ (4) Fax No.: _____
(2) Title/Designation: _____ (5) E-mail Address: _____
(3) Telephone No.: _____

6. Capital Participation as of 31 December 2018

Capital participation refers to the claims of foreign and/or local investors against capital/equity.

⇒ Indicate the percent share of the stockholders by nationality.

- | | | |
|---------------------|-------------------|------------------------------------|
| 1 Filipino _____% | 5 Chinese _____% | 9 Malaysian _____% |
| 2 American _____% | 6 German _____% | 10 Singaporean _____% |
| 3 Australian _____% | 7 Japanese _____% | 11 Taiwanese _____% |
| 4 British _____% | 8 Korean _____% | 12 Others, <i>specify</i> : _____% |

Continued on Page 4

Page 4	PLEASE ENTER ON THE APPROPRIATE SPACE OR BOX THE DATA REQUESTED.	2018 CPBI F5
--------	--	--------------

EMPLOYMENT

7. Employment as of 15 November 2018

Total Employment refers to the total number of persons, whether **paid** or **unpaid**, who work in or for this establishment as of 15 November 2018.

EXCLUDE:

- Members of cooperative who are not involved in the operation of the cooperative
- Workers on sub-contract agreement or under manpower agencies/contractors (to be reported in Item 8)

Paid employees are all full-time and part-time employees working in or for the establishment and receiving regular pay, as well as those working away from this establishment and paid by and under the control of this establishment.

INCLUDE:

- ✓ Employees on sick or maternity leave
- ✓ Employees on paid vacation or holiday
- ✓ Employees on strike/lockout
- ✓ Directors of corporations working for pay
- ✓ Executives/managers and other officers of the same category
- ✓ Working owners receiving regular pay
- ✓ Apprentices and learners receiving regular pay
- ✓ Persons hired only during peak seasons like planting, harvesting, and the like
- ✓ Any other employee receiving regular pay not reported above

EXCLUDE:

- Directors paid solely for their attendance in meetings of Board of Directors
- Consultants
- Workers on indefinite leave
- Working owners who do not receive regular pay
- Homeworkers not in the payroll of this establishment
- Workers receiving commissions only
- Other workers not in the payroll of this establishment

Unpaid workers are working owners who do not receive regular pay, apprentices and learners without regular pay, and persons working for at least 1/3 of the working time normal to this establishment without regular pay.

EXCLUDE:

- Silent or inactive business partners

Employment Type	Male (1)	Female (2)	Total (3)	LN NO
a. Paid Employees				01
b. Unpaid Workers				02
c. Total (sum of a and b)				03

WORKERS ON SUB-CONTRACT AGREEMENT OR UNDER MANPOWER AGENCIES/CONTRACTORS

8. Workers on Sub-Contract Agreement or Under Manpower Agencies/Contractors as of 15 November 2018

Workers on sub-contract agreement or under manpower agencies/contractors are workers employed by the contractors to perform or complete a job, work or service within the premise of this establishment pursuant to a service agreement. These are workers which are **not in the payroll** of this establishment.

	Male (1)	Female (2)	Total (3)	LN NO
Workers on Sub-Contract Agreement or Under Manpower Agencies/Contractors				01

Continued on Page 5

2018 CPBI F5	PLEASE ENTER ON THE APPROPRIATE SPACE OR BOX THE DATA REQUESTED.	Page 5
--------------	--	--------

RESEARCH AND DEVELOPMENT (R&D) PERSONNEL

9. R&D Personnel as of 15 November 2018

Research and Development (R&D) refers to creative work undertaken as a systematic basis in order to increase the stock of knowledge, including knowledge of man, culture and society, and the use of this stock of knowledge to devise new applications.

R&D personnel are all persons employed directly on R&D as well as those providing direct services such as R&D managers, administrators and clerical staff. R&D personnel are classified into three categories: researchers, technicians and other R&D personnel.

Researcher refers to person working in those capacities, who uses or creates scientific knowledge and engineering and technological principles; i.e. person with scientific or technological training who is engaged in work in R&D, who directs the execution of R&D.

Technician refers to person engaged in that capacity in R&D who had vocational or technical training in any branch of knowledge and technology.

Other R&D personnel refers to persons who are directly associated with the performance of R&D; clerical, secretarial and administrative personnel, skilled, semi-skilled and unskilled workers in various trades and all other supporting workers.

R&D Personnel of this Establishment	Male (1)	Female (2)	Total (3)	LN NO
a. Researchers				01
b. Technicians				02
c. Other R&D Personnel				03
d. Total (sum of a to c)				04

PRODUCTION/CONSTRUCTION WORKERS AND HOURS WORKED

10. Number of Production/Construction Workers as of 15 November 2018 (Not applicable)

11. Total Hours Worked by Production/Construction Workers in 2018 (Not applicable)

REVENUE AND EXPENSE ACCOUNT

12. Revenue in 2018

TYPE OF REVENUE	VALUE IN PESOS (Omit centavos)	LN NO
a. Sale of goods (sum of 1 to 3) (Revenue from goods sold in similar condition as purchased)		01
1. Sales to domestic market (Goods sold locally by this establishment)		02
2. Direct exports (Goods sold directly outside the country by this establishment)		03
3. Sales to exporters (Goods sold locally to exporters by this establishment)		04
b. Commissions and fees earned		05
c. Revenue from maintenance and repair of motor vehicles and motorcycles		06
d. Revenue from service and installation work of goods sold		07

Continued on Page 6

Page 6	PLEASE ENTER ON THE APPROPRIATE SPACE OR BOX THE DATA REQUESTED.	2018 CPBI F5
--------	--	--------------

REVENUE AND EXPENSE ACCOUNT (continued)		
12. Revenue in 2018		
TYPE OF REVENUE	VALUE IN PESOS (Omit centavos)	LN NO
e. Revenue from non-industrial service done for others (sum of 1 to 6)		08
1. Rent income from land		09
2. Rental income from buildings, warehouses and other structures		10
3. Rental income from machinery and transport equipment		11
4. Rental income from office equipment		12
5. Other rental income, <i>specify:</i> _____		13
6. Other non-industrial services done for others (sum of a and b) <i>Specify:</i>		14
a) _____		15
b) _____		16
f. Delivery charges separately invoiced to customers		17
g. Interest income (<i>INCLUDE: Interest on finance leases; earnings on discounted bills; interest from deposits in banks and other financial institutions; interest/discounts on loans, deposits, financing, bonds, money market; etc.</i>)		18
h. Dividend income		19
i. Royalty income (<i>Income received for trademarks, copyrights and patents or concessions.</i>)		20
j. Franchise income (<i>Income received for license to make, distribute or sell a product or service.</i>)		21
k. Other income (sum of 1 to 4) <i>Specify:</i>		22
1. Foreign exchange gains		23
2. Gain from sale of assets		24
3. Gain from sale of investment and marketable securities		25
4. Others (sum of a to c) <i>Specify:</i>		26
a) _____		27
b) _____		28
c) _____		29
l. Total Revenue (sum of a to k)		30

Continued on Page 7

2018 CPBI F5

PLEASE ENTER ON THE APPROPRIATE SPACE OR BOX THE DATA REQUESTED.

Page 7

REVENUE AND EXPENSE ACCOUNT (continued)		
13. Subsidies Received from the Government in 2018 <i>Subsidies refer to special grants received from the government in the form of financial assistance or tax exemption or tax privilege to aid and develop an industry.</i> Mark (✓) applicable box/es corresponding to the types of subsidies received from the government. 1 <input type="checkbox"/> Price support and price discount 2 <input type="checkbox"/> Interest rate subsidy 3 <input type="checkbox"/> Import subsidies 4 <input type="checkbox"/> Direct subsidies on export 5 <input type="checkbox"/> Subsidies resulting from multiple exchange rate 6 <input type="checkbox"/> Tax exemption/tax privilege/tax deduction 7 <input type="checkbox"/> Subsidies to public corporations and quasi-corporations 8 <input type="checkbox"/> Subsidies on products used domestically 9 <input type="checkbox"/> Subsidies on payroll or workforce 10 <input type="checkbox"/> Subsidies to reduce pollution 11 <input type="checkbox"/> Others, specify _____	VALUE IN PESOS (Omit centavos)	LN NO <

Continued on Page 8

Page 8	PLEASE ENTER ON THE APPROPRIATE SPACE OR BOX THE DATA REQUESTED.	2018 CPBI F5
REVENUE AND EXPENSE ACCOUNT (continued)		
14. Expense in 2018		
TYPE OF EXPENSE	VALUE IN PESOS (Omit centavos)	LN NO
i. Non-industrial service done by others (sum of 1 to 11)		20
1. Rent expense for land		21
2. Rental expense for buildings, warehouses and other structures		22
3. Rental expense for machinery and transport equipment		23
4. Rental expense for office equipment		24
5. Other rental expense, <i>specify</i> : _____		25
6. Communication expense		26
7. Insurance expense		27
8. Transport service expense (<i>INCLUDE</i> : Stevedoring, forwarding and freight charges)		28
9. Marketing and distribution expense (<i>INCLUDE</i> : Advertising and promotional expense)		29
10. Janitorial, security and messengerial service expense		30
11. Other non-industrial services (<i>INCLUDE</i> : Transportation and representation expense; bank charges; professional, business and other service fees; storage and warehousing fees; etc.)		31
j. Taxes on products and other taxes on production (sum of 1 and 2)		32
1. Taxes on products (Taxes paid on products by producer or by the purchaser of the product. <i>INCLUDE</i> : Import tax, export tax, excise tax, value added tax, sales tax, gross receipts tax, etc.)		33
2. Other taxes on production (Taxes paid by the producer due to production. <i>INCLUDE</i> : Business licenses, real estate tax, road tax, environmental tax, etc. <i>EXCLUDE</i> : Income tax.)		34
k. Interest expense (Interest paid for loans obtained from banks and other financial institutions.)		35
l. Research and development (R&D) expense (Amount spent on any systematic, scientific and creative work undertaken to increase the stock of knowledge and the use of this knowledge to create new or improved products, processes, services, and other applications. <i>EXCLUDE</i> : Market research, testing analysis for quality control, minor alterations to existing products, legal and administrative work in connection with patent applications; R&D capitalized.) Mark (✓) applicable box/es corresponding to the types of R&D expenses incurred. 1 <input type="checkbox"/> In-house R&D 2 <input type="checkbox"/> Outsourced R&D 3 <input type="checkbox"/> Acquisition of external knowledge 4 <input type="checkbox"/> Training expenses related to R&D 5 <input type="checkbox"/> Materials and supplies related to R&D 6 <input type="checkbox"/> Others, <i>specify</i> : _____		36

Continued on Page 9

2018 CPBI F5	PLEASE ENTER ON THE APPROPRIATE SPACE OR BOX THE DATA REQUESTED.	Page 9
--------------	--	--------

REVENUE AND EXPENSE ACCOUNT (continued)		
14. Expense in 2018		
TYPE OF EXPENSE	VALUE IN PESOS (Omit centavos)	LN NO
m. Environmental protection expense <i>(Amount spent for the prevention, reduction and elimination of pollution as well as any degradation of the environment such as environmental protection services like wastewater treatment, reforestation, etc.)</i>		37
n. Royalty fee <i>(Expense for trademarks, copyrights, patents or secrecy.)</i>		38
o. Franchise fee <i>(Expense made for license to make, distribute or sell a product or service.)</i>		39
p. Management fee		40
q. Amortization		41
r. Depreciation		42
s. Other expense <i>(sum of 1 to 6)</i>		43
1. Foreign exchange losses		44
2. Charitable donations and grants		45
3. Bad and doubtful debts <i>(Report net of bad debts recovered.)</i>		46
4. Loss from sale of assets		47
5. Loss from sale of investment assets and marketable securities		48
6. Others <i>(sum of a to c)</i> Specify:		49
a) _____		50
b) _____		51
c) _____		52
t. Total Expense <i>(sum of a to s)</i>		53

E-COMMERCE TRANSACTIONS		
15. Sales from E-commerce Transactions in 2018 <i>E-commerce refers to the sale or purchase of goods and services, whether between businesses, households, individuals, government, and other public or private organizations, conducted over computer-mediated networks. The goods and services are ordered over those networks, but the payment and the ultimate delivery of the good or service may be conducted on or offline.</i> INCLUDE: Orders made in web pages, extranet or Electronic Data Interchange (EDI). EXCLUDE: Orders made by telephone calls, facsimile, or manually typed e-mail.	PERCENT SHARE TO TOTAL REVENUE IN 2018	LN NO
a. Percentage share of e-commerce transactions via internet to the total revenue in 2018	_____ %	01
b. Percentage share of e-commerce transactions via network channels other than internet to the total revenue in 2018	_____ %	02

Continued on Page 10

Page 10	PLEASE ENTER ON THE APPROPRIATE SPACE OR BOX THE DATA REQUESTED.	2018 CPBI F5
---------	--	--------------

CAPITAL EXPENDITURES, SALE AND BOOK VALUE OF TANGIBLE FIXED ASSETS, INCLUDING LOSSES AND DAMAGES

16. Capital Expenditures, Sale and Book Value of Tangible Fixed Assets, Including Losses and Damages in 2018

Tangible Fixed Assets refer to physical assets (tangible) acquired and for use of this establishment and expected to have a productive life of more than one year. These include: land; buildings, other structures and land improvements; transport equipment; machinery and equipment; valuables; and other fixed assets.

INCLUDE:

- ✓ Tangible fixed assets received from other establishments belonging to the same enterprise as this establishment should be valued as though purchased.
- ✓ Delivery charges and installation costs, taxes and other necessary fees (import duties, registration fees, etc.).

EXCLUDE:

- ✗ Financing cost

Capital expenditures for tangible fixed assets refer to the full value of fixed assets acquired during the 2018 whether or not full payments have been made.

Sale of tangible fixed assets refers to the actual amount received/realized (not book value) from the sale of fixed assets during the year including the value of fixed assets transferred to other establishments of the same enterprise.

Losses and damages refer to the decrease in the book value of tangible fixed assets due to theft, major catastrophe, and other accidental destructions.

Book value refers to the initial or acquisition cost of tangible fixed assets less accumulated depreciation charges. Include Book Value as of 31 December 2018 the capital expenditures for the corresponding tangible fixed assets.

TYPE OF TANGIBLE FIXED ASSETS	VALUE IN PESOS (Omit centavos)					LN NO
	CAPITAL EXPENDITURES FOR TANGIBLE FIXED ASSETS		SALE OF TANGIBLE FIXED ASSETS	LOSSES AND DAMAGES	BOOK VALUE AS OF 31 DECEMBER 2018	
	TOTAL	PERCENT Directly Imported				
	(1)	(2)	(3)	(4)	(5)	
a. Land						01
b. Buildings, other structures and land improvements (INCLUDE: Leasehold improvements; major repair, renovations and additions.)						02
c. Transport equipment (INCLUDE: Aircrafts, ships/vessels, trains, buses, cars, and trucks; and other transport equipment.)						03
d. Machinery and equipment (sum of 1 to 4)						04
1. ICT machinery and equipment (INCLUDE: Computer and peripherals; telecommunications equipment and apparatus.)						05
2. Specialized industrial machinery (INCLUDE: Machine-tools, domestic electric appliances, and others.)						06
3. General industrial machinery and equipment (INCLUDE: Air-conditioning and refrigeration equipment; pumps and compressor; power generating equipment; other electronic machinery and equipment other than telecommunications.)						07
4. Other machinery and equipment (INCLUDE: Professional and scientific and controlling instruments; photographic equipment and optical goods; and others.)						08
e. Valuables (INCLUDE: Precious stones and metals; paintings; sculptures; antiques; etc.)						09
f. Other tangible fixed assets (INCLUDE: Furniture and fixtures and other fixed assets not specified above.)						10
g. Total (sum of a to f)						11

Continued on Page 11

2018 CPBI F5	PLEASE ENTER ON THE APPROPRIATE SPACE OR BOX THE DATA REQUESTED.	Page 11
--------------	--	---------

CAPITAL EXPENDITURES FOR ALL TANGIBLE FIXED ASSETS BY MODE OF ACQUISITION

17. Capital Expenditures for All Tangible Fixed Assets by Mode of Acquisition in 2018

⇒ Report the full value of all tangible fixed assets **acquired in 2018** by mode of acquisition. Total in this item should be equal to the **Total** reported in Item 16 column 1.

New tangible fixed assets refer to brand new tangible fixed assets acquired during the year 2018, including directly/newly imported tangible fixed assets. **Directly/newly imported tangible fixed assets** are considered new whether or not they were used before they were imported.

Major alterations and improvements on tangible fixed assets are done to increase the performance or capacity of existing tangible fixed assets or to significantly extend their expected service lives.

Used tangible fixed assets refer to those that have been previously used within the country.

Tangible fixed assets produced on own account refer to the physical assets produced by the establishment for its own use. It should be valued as the cost of all work put in place including overhead cost.

MODE OF ACQUISITION	VALUE IN PESOS (Omit centavos)	LN NO
a. New tangible fixed assets		01
b. Major alteration and improvements on tangible fixed assets		02
c. Land and used tangible fixed assets		03
d. Tangible fixed assets produced on own account		04
e. Total (sum of a to d)		05

CAPITAL EXPENDITURES AND BOOK VALUE FOR INTANGIBLE ASSETS

18. Capital Expenditures and Book Value for Intangible Assets in 2018

⇒ Report the full value of all intangible fixed assets **acquired in 2018** and **book value as of 31 December 2018**.

Intangible assets are assets that are not physical in nature. Corporate intellectual property such as patents, trademarks, copyrights, and business methodologies; goodwill; and brand recognition are all common intangible assets. This type of assets also includes computer software and databases; and entertainment, literary and artistic originals.

TYPE OF INTANGIBLE ASSETS	VALUE IN PESOS (Omit centavos)		LN NO
	CAPITAL EXPENDITURES (1)	BOOK VALUE AS OF 31 DECEMBER 2018 (2)	
a. Intangible non-produced assets (<i>INCLUDE: Purchased goodwill; patents; trademarks; franchises; licenses; processes; copyrights; leases and other transferable contract.</i>)			01
b. Computer software and databases (<i>INCLUDE: Computer programs, systems and applications software purchased; computer software developed in-house; computer databases purchased; and computer databases developed in-house.</i>)			02
c. Entertainment, literary and artistic originals (<i>INCLUDE: Original films, sound recordings, manuscripts, tapes, models, etc., on which drama performances, radio and television programming, musical performances, sporting events, literary and artistic output, etc., are recorded.</i>)			03
d. Research and development			04
e. Other intangible assets			05
f. Total (sum of a to e)			06

Continued on Page 12

Page 12	PLEASE ENTER ON THE APPROPRIATE SPACE OR BOX THE DATA REQUESTED.		2018 CPBI F5
TOTAL ASSETS		VALUE IN PESOS (Omit centavos)	LN NO
19. Total Assets as of 31 December 2018 ⇒ Report the value of total assets of this establishment as of 31 December 2018. <i>Total assets are resources including land owned and/or controlled by the establishment as a result of past transactions and events from which future economic benefits are expected to flow to the establishment.</i>			01
CAPACITY UTILIZATION			
20. Average Capacity Utilization Rate of this Establishment in 2018 (Not Applicable)			
INVENTORIES			
21. Inventories in 2018 <div style="border: 1px solid black; padding: 5px;"> <p><i>Inventories refer to stocks of goods owned by or under the control of the establishment as of a fixed date, regardless of where the stocks are located.</i></p> <p>Stocks of materials, fuels and supplies should be valued at current replacement cost in purchaser prices at the indicated dates.</p> <p><i>Replacement cost is the cost of an item in terms of its present price rather than its original price.</i></p> <p>Goods for resale refer to goods purchased by this establishment for the purpose of selling them without further processing. Goods for resale should be valued at producer prices.</p> </div>			
TYPE OF INVENTORIES	VALUE IN PESOS (Omit centavos)		LN NO
	As of 1 January 2018 (1)	As of 31 December 2018 (2)	
a. Materials and supplies			01
b. Fuels, lubricants, oils and greases			02
c. Goods for resale			03
d. Others, <i>specify:</i> _____			04
e. Total (sum of a to d)			05

Continued on Page 13

2018 CPBI F5	PLEASE ENTER ON THE APPROPRIATE SPACE OR BOX THE DATA REQUESTED.	Page 13
--------------	--	---------

22. Branches, Divisions and Plants Owned or Controlled (for Main Office)

⇒ Indicate the total number of branches, divisions and plants owned or controlled by this establishment. List the name, address, main economic activity, total employment as of 15 November 2018 and year started operation of branches, divisions, plants, or other establishments that this establishment owns or controls.

Total Number of Branches/Divisions/Plants in the Philippines

	NAME OF BRANCH/DIVISION/ PLANT	ADDRESS (1)	MAIN ECONOMIC ACTIVITY (2)	TOTAL EMPLOY- MENT as of 15 November 2018 (3)	YEAR STARTED OPERA- TION (4)	Do Not Fill (For PSA Use Only) PROV/MUN/BGY ECN (5)									
1															
2															
3															
4															
5															
6															
7															
8															
9															

⇒ Please use additional sheets, if necessary.

23. Remarks

⇒

Continued on Page 14

Page 14	PLEASE ENTER ON THE APPROPRIATE SPACE OR BOX THE DATA REQUESTED.	2018 CPBI F5
---------	--	--------------

24. Certification

I hereby certify that this report for the period _____ to _____ has been completed as accurately as the records of this establishment allow with the best estimates in instances when data are not available from the records of this establishment.

Name _____ Signature _____

Title/Designation _____ Date _____

25. Contact Person

Person to be contacted for queries regarding entries in this questionnaire:

Name _____ Address _____

Title/Designation _____

Tel. No. _____ Fax. No. _____ E-mail Address _____

THANK YOU FOR ACCOMPLISHING THIS QUESTIONNAIRE!

26. Processing Information: Do Not Fill (For PSA Use Only)

Activity	Name	Signature	Number of items with Errors	Date
Provincial Office:				
Distributed by				/ /
Collected/Field Edited by				/ /
Manually Processed by				/ /
Machine Processed by				/ /
RSSO:				
Validated by				/ /
Central Office:				
Validated by				/ /

For Inquiries:

PHILIPPINE STATISTICS AUTHORITY

PSA Complex, East Avenue, Diliman, Quezon City, Philippines 1101

Tel. No. +63(2) 84626600 loc. 820 • Telefax No. +63(2) 84626600 loc. 839

E-mail address: info@psa.gov.ph • kmcd.staff@psa.gov.ph



Visit us on
www.psa.gov.ph



Like us on Facebook
[/PSAgovph](https://www.facebook.com/PSAgovph)



Follow us on Twitter
[@PSAgovph](https://twitter.com/PSAgovph)